


# EXTERNAL Trade Statistics

## 2000



Government of Puerto Rico  
Office of the Governor  
Planning Board





# **External Trade STATISTICS 2000 Puerto Rico**

José R. Caballero Mercado  
**Chairman**

Luz H. Olmeda  
**Director**  
Program of Economic  
and Social Planning

Ada Ligia Cruz  
**Director**  
Subprogram of Economic Analysis

## **Staff**

**Coordinator**  
Gerardo Sánchez Duvergé

**Analyst**  
William Galindo Irizarry

**Collaborators**  
Glorimar Morales Rivera  
Herminio Hernández Martínez

**Cover design**  
Nancy Más Marrero

GOVERNMENT OF PUERTO RICO  
OFFICE OF THE GOVERNOR  
PLANNING BOARD

October 2000



---

**PREFACE**

---

The external trade statistics represent an important component of Puerto Rico's economic accounts. This fiscal year 2000 edition of our **External Trade Statistics** series reaffirms our commitment to provide interested groups and individuals complete, up to date information on the Island's exports and imports of recorded merchandise by commodity. In order to understand the overall importance of external trade in our balance of payments, the Subprogram of Economic Analysis has other two available publications: **Estadísticas Seleccionadas del Comercio Exterior de Puerto Rico** (Selected Statistics on Puerto Rico's External Trade) and **Balanza de Pagos** (Balance of Payments). This latter publication is also available on diskette.

We acknowledge the collaboration of the Foreign Trade Division of the U.S. Bureau of the Census, which provides the monthly external trade statistics enabling the preparation of this publication. Also, we appreciate the cooperation of the Program of Information Systems, and the Division of Auxiliary Services of the Puerto Rico Planning Board.

## **TABLE OF CONTENTS**

	<b>Page</b>
Preface.....	<b>iii</b>
Puerto Rico's external trade data system and definitions.....	<b>vii</b>
Abbreviations used in this report.....	<b>ix</b>

### **Tables**

Summary Table: Puerto Rico Exports and Imports of Merchandise, by Country of Destination and Origin, and Balance of Trade: Fiscal Year 2000.....	<b>1</b>
--	----------

### **Imports**

1. Shipments of Merchandise from the United States to Puerto Rico, by Commodity: Fiscal Year 2000.....	<b>7</b>
2. Imports into Puerto Rico from Foreign Countries, by Commodity and Country of Origin: Fiscal Year 2000.....	<b>109</b>
3. Shipments of Merchandise from Virgin Islands to Puerto Rico, by Commodity: Fiscal Year 2000.....	<b>406</b>

### **Exports**

4. Shipments of Merchandise from Puerto Rico to the United States, by Commodity: Fiscal Year 2000.....	<b>411</b>
5. Exports from Puerto Rico to Foreign Countries, by Commodity and Country of Destination: Fiscal Year 2000.....	<b>453</b>
6. Shipments of Merchandise from Puerto Rico to Virgin Islands, by Commodity: Fiscal Year 2000.....	<b>597</b>

TABLE OF CONTENTS  
(By Section)

NUMBER OF TABLES AND PAGES	SUMMARY TABLE	1	2	3	4	5	6
	1-3	7-108	109-405	406-407	411-452	453-596	597-615
Name or Description							
1. Live Animals; Animal Products		7	109	---	411	453	597
2. Vegetable Products		9	114	---	411	454	597
3. Animal or Vegetable Fats and Oils and Their Cleavage Products; Prepared Edible Fats; Animal or Vegetable Waxes		13	120	---	412	457	---
4. Prepared Foodstuffs; Beverages, Spirits and Vinegar, Tobacco and Manufactured Tobacco Substitutes		14	121	406	413	457	598
5. Mineral Products		19	138	406	415	467	599
6. Products of the Chemical or Allied Industries		21	141	406	416	470	600
7. Plastics and Articles Thereof; Rubber and Articles Thereof		34	165	406	422	498	601
8. Raw Hides and Skins, Leather, Furskins and Articles Thereof; Saddlery and Harness; Travel Goods, Handbags and Similar Containers; Articles of Animal Gut (Other Than Silkworm Gut)		38	186	---	423	505	602
9. Wood and Articles of Wood; Wood Charcoal; Cork and Articles of Cork; Manufactures of Straw, of Esparto or of Other Plaiting Materials; Basketware and Wickerwork		39	193	---	424	507	602
10. Pulp of Wood or of Other Fibrous Cellulosic Material; Waste and Scrap of Paper or Paperboard; Paper and Paperboard and Articles Thereof		41	201	---	424	510	603
11. Textiles and Textile Articles		44	211	---	426	515	604

## TABLE OF CONTENTS (Cont.) (By Section)

NUMBER OF TABLES AND PAGES		SUMMARY TABLE	1	2	3	4	5	6
		1-3	7-108	109-405	406-407	411-452	453-596	597-615
Name or Description								
12.	Footwear, Headgear, Umbrellas, Sun Umbrellas, Walking Sticks, Seatsticks, Whips Riding Crops and Parts Thereof; Prepared Feathers and Articles Made Therewith; Artificial Flowers; Articles of Human Hair		56	247	---	429	523	605
13.	Articles of Stone, Plaster, Cement, Asbestos, Mica or Similar Materials; Ceramic Products; Glass and Glassware		58	257	---	430	525	605
14.	Natural or Cultured Pearls, Precious or Semiprecious Stones, Precious Metals; Metals Clad with Precious Metal and Articles Thereof; Imitation Jewelry; Coin		61	269	---	431	527	606
15.	Base Metals and Articles of Base Metal		62	271	---	432	529	606
16.	Machinery and Mechanical Appliances; Electrical Equipment; Parts Thereof; Sound Recorders and Reproducers, Television Image and Sound Recorders and Reproducers, Parts and Accessories of such Articles		71	304	406	435	537	608
17.	Vehicles, Aircraft, Vessels and Associated Transport Equipment		96	359	---	445	574	612
18.	Optical, Photographic, Cinematographic, Measuring, Checking, Precision, Medical or Surgical Instruments and Apparatus; Clocks and Watches; Musical Instruments; Parts and Accessories Thereof		100	367	---	447	578	613
19.	Arms and Ammunition; Parts and Accessories Thereof		105	380	---	450	589	---
20.	Miscellaneous Manufactured Articles		105	381	406	450	589	614
21.	Works of Art, Collectors' Pieces and Antiques		108	401	---	451	594	615
22.	Special Classification Provisions		108	402	407	451	594	615

## **PUERTO RICO' S EXTERNAL TRADE DATA SYSTEM AND DEFINITIONS**

### **Introduction**

The external trade data system of Puerto Rico incorporates all transactions of merchandise between Puerto Rico and the United States, U.S. Virgin Islands, and foreign countries. The U.S. Bureau of the Census compiles this information. Currently, the Subprogram of Economic Analysis of the Puerto Rico Planning Board receives the information monthly by electronic media, containing detailed statistics of the transactions by commodity, mean of transportation, weight, value, quantity, and country. This data is processed according to our specific needs of information in different types of tabulations. There are three basic geographic classifications: United States, foreign countries, and the U.S. Virgin Islands. Puerto Rico is included within the U.S. Customs and tariff systems. The Puerto Rico Trade Data Office, under the U.S. Bureau of the Census, began operations in January 1992. It guides and clarifies companies in Puerto Rico on the necessary proceedings in the shipment of merchandise to the United States and foreign countries.

### **Shipments between Puerto Rico and the United States**

The statistics are obtained from a special form required to all companies, known as a Shipper's Export Declaration form (SED). For shipments from Puerto Rico to the United States, this form must be submitted to one of the U.S. Customs offices in San Juan, Ponce or Mayagüez. At the same time, a similar form must accompany all shipments from the U.S. to Puerto Rico. The value is based on the transaction price including inland freight, insurance and other charges to the border point or seaport. It is classified as free alongside ship (FAS) value at the port of embarkation. It should not include ocean freight, marine insurance, or other charges incurred beyond the port of embarkation.

### **Trade with foreign countries**

The information on exports from Puerto Rico is obtained from the SED's filed out by the exporters at the port of embarkation. The value of the shipment is based on the transaction price including inland freight, insurance, and other charges to the place of embarkation. Merchandise in transit shipped through Puerto Rico from one foreign country to another is not considered as an export. Imported merchandise which has cleared customs and which is re exported without further processing, is classified separately as exports of foreign merchandise, but included as part of exports and classified according to the official schedules.

Country of destination is defined as the place where the merchandise is to be consumed or used, either in further processing or final manufacturing. In the event the exporter does not have enough or definite information as to the ultimate destination of the shipment, it is credited for statistical purposes to the country to which it is consigned.

In the case of imports for direct consumption, the information is based on regular U.S. Custom's entries of merchandise filed out by the importers at one of the U.S. Customs Offices in San Juan, Ponce or Mayagüez. It includes imports for direct consumption plus withdrawals from bonded warehouses, government as well as non governmental. U.S. goods returned by the U.S. Armed



## External Trade Statistics 2000

---

Forces for their own use are excluded. Since 1982, import data is presented in terms of customs value, defined as the price paid for merchandise exported to the U.S., excluding U.S. import duties, freight, insurance and other charges incurred in bringing the merchandise to the United States. Before 1982, import data was presented as FAS value, which was defined as the transaction value of imports at the foreign port of embarkation.

### Shipments between Puerto Rico and the U.S. Virgin Islands

In the case of exports to the U.S. Virgin Islands, the information comes from the SED's filed at the U.S. Customs Office at the time the merchandise is shipped. Shipments by all means of transportation are included. The value is based on the transaction price including inland freight, insurance, and other charges to the place of shipment.

Regarding imports, the information is based on the import entry form which importers are required to file at the U.S. Customs Office in San Juan. The value shown is the customs value, which is the value of imports as appraised by U.S. Customs. Commodity information is reported according to the classification schedules of the U.S. Department of Commerce.

### Classifications

As part of the U.S. Customs system, the commodity classification systems used are the same as in the United States: Schedule B for exports and imports to or from the United States, and the Harmonized Tariff Schedule Annotated for imports from foreign countries. Both systems are based on the Harmonized Commodity Description and the Coding System. In addition, the Puerto Rico Planning Board classifies Puerto Rico's exports and imports according to the Standard Industrial Classification (SIC) system. This provides an additional way for comparing with local production and other economic statistics. This is the basic classification used in the published reports. They are also classified on the basis of the Harmonized System (HS). Since January 1994 the monthly data of exports and imports is also classified on a SIC basis.

### Sources of information of external trade statistics

The annual report **External Trade Statistics** is the basic publication in which Puerto Rico's trade data is presented to the public. It includes a detailed set of statistics by commodity and country using the HS. Summary tables by SIC or other classifications for each fiscal year are included in the **Statistical Appendix of the Economic Report to the Governor**, in the **Selected Statistics on Puerto Rico's External Trade**, in the **Balance of Payments of Puerto Rico**, and in other publications. In addition, there are internal reports or tabulations in which trade is classified by region or commodity (using the HS, Schedule B, and SIC classifications), by geographic area or by country, and presented in a monthly and accumulated form. This information is maintained in the Program of Information Systems of the Planning Board. The reports are generated as needed. The published information is on a fiscal year basis, from July to June.

Although there is no on line access for external users, we have the capability of transferring information, tailored to particular requests, to diskettes or to magnetic tapes on a cost basis. Printouts can also be provided on a cost basis.

**ABBREVIATIONS USED IN THIS REPORT**

<b>Abbreviations</b>	<b>Units of quantity</b>
BBL	Barrel
CAR	Carat
CKG	Content kilogram
CM2/SCM	Square centimeters
CTN	Content tons
CUR	Curie
CYK	Clean yield kilogram
DOZ	Dozen
DPC	Dozen pieces
DPR	Dozen pairs
FBM	Fiber meter
GBM	Gigabequerels
GCN	Gross containers
GKG	Gross kilograms
GM	Grams
GRS	Gross
HUN/HND	Hundred
KG	Kilograms
KGT	Kilogram total
KM3	Cubic kilograms
KTS	Kilogram total sugar
LM	Linear meter
L/LTR	Liters
M/MTR	Meters
M2/SQM	Square meters
M3/CBM	Cubic meters
MBQ	Megabequerels
MC	Millicuries
NESOI	Not elsewhere specified or included
NO	Number
PCS	Pieces
PFL	Proof liters
PKS	Packs
PRS	Pairs
RBA	Running bales
SQ	Square
T/TON	Tons (metric)
TCM	Thousand cubic meters
THM	Thousand meters
THS	Thousands
TNV	Ton raw value (metric)
X	No units of quantity required



SUMMARY TABLE: PUERTO RICO'S EXPORTS AND IMPORTS OF MERCHANDISE  
BY COUNTRY OF DESTINATION AND ORIGIN, AND BALANCE OF TRADE: FISCAL YEAR 2000

	Exports	Imports	Trade Balance
TOTAL	38,465,743,372	27,042,822,517	11,422,920,855
UNITED STATES	33,763,587,456	15,079,701,152	18,683,886,304
VIRGIN ISLANDS	63,682,899	653,246,486	(589,563,587)
FOREIGN COUNTRIES	4,638,473,017	11,309,874,879	(6,671,401,862)
AFGHANISTAN.....	75,697	0	75,697
ALGERIA.....	1,500,000	65,252,482	(63,752,482)
ANGOLA.....	0	57,573,795	(57,573,795)
ANGUILLA.....	2,766,054	3,123	2,762,931
ANTIGUA @ BARBUDA.....	2,224,613	24,897	2,199,716
ARGENTINA.....	17,847,475	42,280,459	(24,432,984)
ARUBA.....	16,553,906	21,511,153	(4,957,247)
AUSTRALIAN ISLANDS.....	21,322,366	10,965,231	10,357,135
AUSTRIA.....	2,322,027	10,364,627	(8,042,600)
BAHAMAS.....	8,518,041	3,676,010	4,842,031
BAHRAIN.....	17,604	119,108	(101,504)
BANGLADESH.....	2,275,074	144,185	2,130,889
BARBADOS.....	13,408,454	170,543	13,237,911
BELARUS.....	755,724	935,892	(180,168)
BELGIUM.....	243,058,595	106,147,303	136,911,292
BELIZE.....	1,923,356	1,882,363	40,993
BERMUDA.....	795,555	130,246	665,309
BHUTAN.....	0	8,758	(8,758)
BOLIVIA.....	152,662	71,043	81,619
BOSNIA-HERCEGOVINA.....	448,578	0	448,578
BRAZIL.....	51,589,918	216,315,451	(164,725,533)
BRITISH INDIAN OCEAN TERRITORIES.....	0	8,294	(8,294)
BRITISH VIRGIN ISLANDS.....	15,486,128	17,100	15,469,028
BRUNEI DARUSSALAM.....	0	330,000	(330,000)
BULGARIA.....	446,160	1,018,066	(571,906)
BURMA (MYANMAR).....	32,237	135,956	(103,719)
CAMBODIA.....	625,372	0	625,372
CAMEROON.....	4,355	32,645	(28,290)
CANADA.....	173,814,900	220,065,834	(46,250,934)
CAYMAN ISLANDS.....	340,901	14,882	326,019
CENTRAL AFRICAN REP.....	0	81,647	(81,647)
CHILE.....	9,548,388	16,552,031	(7,003,643)
CHINA (TAIWAN).....	17,007,686	172,230,486	(155,222,800)
CHINA, PEOPLE'S REP. OF (MAINLAND).....	10,117,952	191,076,247	(180,958,295)
COLOMBIA.....	12,679,004	142,818,725	(130,139,721)
CONGO, DEM. REP. (FORMER ZAIRE).....	0	1,082,108	(1,082,108)
CONGO, REP OF THE.....	0	21,133,163	(21,133,163)
COSTA RICA.....	24,943,946	159,363,171	(134,419,225)
COTE D'IVOIRE (IVORY COAST).....	11,410	6,184,215	(6,172,805)
CROATIA.....	4,807,185	55,209,688	(50,402,503)
CUBA.....	201,000	3,998	197,002
CYPRUS.....	3,971,951	1,100,810	2,871,141
CZECH REPUBLIC.....	1,884,368	2,957,941	(1,073,573)
DENMARK.....	5,872,615	36,011,621	(30,139,006)
DOMINICA.....	5,132,679	823,940	4,308,739
DOMINICAN REPUBLIC.....	772,318,655	770,561,106	1,757,549
ECUADOR.....	3,889,628	102,508,442	(98,618,814)
EGYPT.....	9,889,674	22,641,488	(12,751,814)
EL SALVADOR.....	18,449,106	6,759,394	11,689,712
ESTONIA.....	32,520	52,139,435	(52,106,915)
FAROE ISLANDS.....	0	481,281	(481,281)
FINLAND.....	14,344,311	20,112,950	(5,768,639)
FRANCE.....	328,072,603	379,591,384	(51,518,781)
GABON.....	10,853	441,543	(430,690)
GEORGIA.....	20,009	0	20,009
GERMANY.....	248,139,215	406,818,311	(158,679,096)
GHANA.....	277,877	143,688	134,189
GREECE.....	4,208,568	1,705,452	2,503,116
GRENADA.....	1,227,791	13,712	1,214,079
GUADELOUPE.....	7,290,788	0	7,290,788
GUATEMALA.....	11,601,285	6,645,252	4,956,033
GUINEA.....	0	197,617	(197,617)
GUYANA.....	1,481,382	421,439	1,059,943
HAITI.....	7,877,315	875,558	7,001,757
HONDURAS.....	38,629,319	6,540,903	32,088,416

SUMMARY TABLE: PUERTO RICO'S EXPORTS AND IMPORTS OF MERCHANDISE  
BY COUNTRY OF DESTINATION AND ORIGIN, AND BALANCE OF TRADE: FISCAL YEAR 2000

	Exports	Imports	Trade Balance
HONG KONG.....	13,616,364	10,121,024	3,495,340
HUNGARY.....	1,548,020	4,475,067	(2,927,047)
ICELAND.....	81,151	7,943,172	(7,862,021)
INDIA.....	25,743,678	12,329,453	13,414,225
INDONESIA.....	5,434,239	22,911,196	(17,476,957)
IRELAND.....	188,656,642	2,812,108,452	(2,623,451,810)
ISRAEL.....	26,636,002	31,225,433	(4,589,431)
ITALY.....	297,048,287	321,942,016	(24,893,729)
JAMAICA.....	20,828,010	1,780,429	19,047,581
JAPAN.....	246,119,122	1,459,367,579	(1,213,248,457)
JORDAN.....	67,339	274,190	(206,851)
KAZAKHSTAN.....	82,454	0	82,454
KENYA.....	103,763	0	103,763
KIRIBATI.....	15,000	0	15,000
KUWAIT.....	58,620	12,824,224	(12,765,604)
LATVIA.....	272,729	12,809,803	(12,537,074)
LEBANON.....	55,879	2,550,762	(2,494,883)
LIECHTENSTEIN.....	0	5,108	(5,108)
LITHUANIA.....	148,000	337	147,663
LUXEMBOURG.....	2,863	5,377,823	(5,374,960)
MACAO.....	0	456,440	(456,440)
MADAGASCAR.....	0	784,687	(784,687)
MALAWI.....	0	433,790	(433,790)
MALAYSIA.....	32,834,460	15,888,310	16,946,150
MALTA @ GOZO.....	23,675	124,153	(100,478)
MARTINIQUE.....	1,350,490	227,324	1,123,166
MAURITIUS.....	0	6,940,712	(6,940,712)
MEXICO.....	137,735,808	454,489,622	(316,753,814)
MICRONESIA (FED. STATES OF).....	42,873	0	42,873
MOLDOVA.....	0	12,092,476	(12,092,476)
MONACO.....	0	31,546	(31,546)
MONTSERRAT.....	841,508	0	841,508
MOROCCO.....	466,915	2,117,071	(1,650,156)
NAMIBIA.....	0	4,131,651	(4,131,651)
NEPAL.....	0	3,181	(3,181)
NETHERLAND ANTIL. EXC ARUBA.....	55,757,361	58,623,772	(2,866,411)
NETHERLANDS.....	585,105,580	101,416,374	483,689,206
NEW ZEALAND ISLANDS.....	7,416,837	1,250,865	6,165,972
NICARAGUA.....	4,518,749	9,008,675	(4,489,926)
NIGER.....	0	236,100	(236,100)
NIGERIA.....	6,154	4,642,859	(4,636,705)
NORWAY.....	18,011,428	108,764,803	(90,753,375)
OMAN.....	0	145,742	(145,742)
PAKISTAN.....	10,412,034	6,428,416	3,983,618
PANAMA.....	65,336,715	17,105,032	48,231,683
PAPUA NEW GUINEA.....	88,554	0	88,554
PARAGUAY.....	3,168,236	428,550	2,739,686
PERU.....	2,583,193	32,711,337	(30,128,144)
PHILIPPINES.....	5,002,301	9,811,364	(4,809,063)
POLAND.....	5,508,484	3,933,140	1,575,344
PORTUGAL.....	5,840,304	19,686,349	(13,846,045)
REP. OF KOREA.....	25,147,644	129,573,737	(104,426,093)
REP. OF SOUTH AFRICA.....	12,070,633	11,159,257	911,376
ROMANIA.....	2,669	234,356	(231,687)
RUSSIA.....	2,829,656	22,834,729	(20,005,073)
SAUDI ARABIA.....	2,098,839	7,206,814	(5,107,975)
SENEGAL.....	3,014	0	3,014
SIERRA LEONE.....	0	107,402	(107,402)
SINGAPORE.....	19,379,604	30,022,820	(10,643,216)
SLOVAK REPUBLIC (SLOVAKIA).....	4,258,036	1,331,193	2,926,843
SLOVENIA.....	1,608,628	2,244,422	(635,794)
SOLOMON ISLANDS.....	22,300	0	22,300
SOMALIA.....	0	11,895	(11,895)
SPAIN.....	54,110,944	157,553,294	(103,442,350)
SRI LANKA.....	112,413	904,658	(792,245)
ST. CHRISTOPHER-NEVIS.....	3,433,796	14,952,909	(11,519,113)
ST. LUCIA.....	3,802,517	0	3,802,517
ST. VINCENT @ THE GRENADINES.....	866,239	23,234	843,005
ST. PIERRE @ MIQUELON.....	93,372	0	93,372
SURINAME.....	653,254	0	653,254
SWAZILAND.....	0	65,449	(65,449)

SUMMARY TABLE: PUERTO RICO'S EXPORTS AND IMPORTS OF MERCHANDISE  
BY COUNTRY OF DESTINATION AND ORIGIN, AND BALANCE OF TRADE: FISCAL YEAR 2000

	Exports	Imports	Trade Balance
SWEDEN.....	14,579,627	48,553,752	(33,974,125)
SWITZERLAND.....	284,935,487	196,563,556	88,371,931
SYRIA.....	536,700	15,864	520,836
TANZANIA.....	9,400	0	9,400
THAILAND.....	4,613,218	17,302,110	(12,688,892)
TOGO.....	0	72,768	(72,768)
TRINIDAD @ TOBAGO.....	21,959,491	150,463,243	(128,503,752)
TUNISIA.....	0	137,007	(137,007)
TURKEY.....	9,514,505	11,434,628	(1,920,123)
TURKS @ CAICOS ISLANDS.....	57,622	0	57,622
UGANDA.....	0	24,103	(24,103)
UKRAINE.....	164,251	1,699,866	(1,535,615)
UNITED ARAB EMIRATES.....	5,282,577	586,918	4,695,659
UNITED KINGDOM OF GT BRITAIN.....	221,982,281	753,495,412	(531,513,131)
URUGUAY.....	2,370,257	14,835,286	(12,465,029)
VENEZUELA.....	24,573,083	801,560,600	(776,987,517)
VIETNAM.....	5,560,236	513,813	5,046,423
YEMEN.....	64,324	0	64,324
YUGOSLAVIA (SERBIA @ MONTENEGRO).....	0	1,183	(1,183)
ZAMBIA.....	6,253	0	6,253
ZIMBABWE.....	955,491	0	955,491

Source: Puerto Rico Planning Board, Program of Economic and Social Planning,  
Subprogram of Economic Analysis.



# IMPORTS

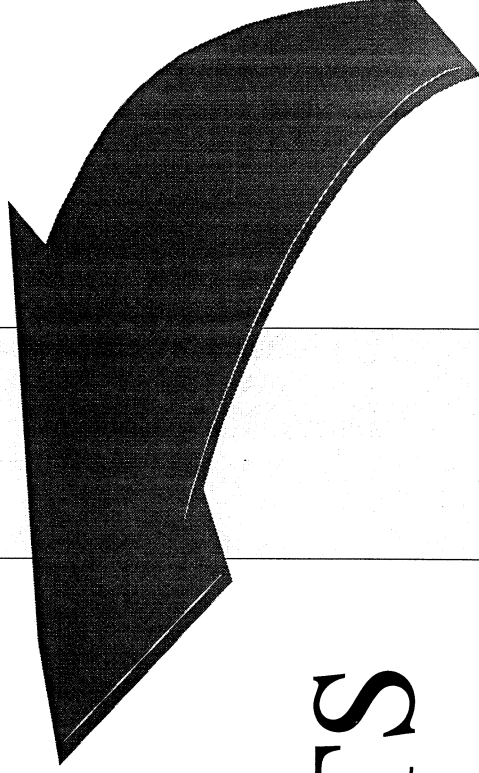






TABLE 1 - SHIPMENTS OF MERCHANDISE FROM THE UNITED STATES TO PUERTO RICO,  
BY COMMODITY: FISCAL YEAR 2000

COMM-CODE	COMMODITY AND UNIT OF QUANTITY	QUANTITY	VALUE-\$
	TOTAL		15,079,701,152
	LIVE ANIMALS;ANIMAL PRODUCTS..... TOTAL		403,379,565
	LIVE ANIMALS..... TOTAL		4,645,417
0101110000	HORSES, LIVE, PUREBRED BREEDING	NO 44	249,500
0101190000	HORSES, LIVE, EXCEPT PUREBRED BREEDING ANIMALS	NO 1	15,000
0102100010	BOVINE ANIMALS, LIVE, PUREBRED BREEDING DAIRY MALE	NO 175	280,200
0102100020	BOVINE ANIMALS LIVE, PUREBRED BREEDNG DAIRY FEMALE	NO 1,541	2,077,240
0102900000	BOVINE ANIMALS, LIVE, NESOI	NO 1,365	1,505,900
0103100000	SWINE, LIVE, PUREBRED BREEDING ANIMALS	NO 60	54,000
0105110010	CHICKENS LIVE, NOT OV 185G BREEDING STOCK,EGG-TYPE	NO 774	35,000
0105110020	CHICKENS LIVE NOT OV 185G BREEDING STOCK,MEAT-TYPE	NO 255,104	139,246
0105110040	CHICKENS, LIVE, NOV 185G EA, EX BREEDING STOCK	NO 391,822	162,712
0105990000	TURKEYS, DUCKS, GEESE, GUINEAS, LIVE, OVER 185G EA	NO 425	10,000
0106005070	RABBITS AND HARES, LIVE	NO 1,646	55,473
0106005090	ANIMALS, LIVE, NESOI	X	61,146
	MEAT AND EDIBLE MEAT OFFAL..... TOTAL	154,105,542	249,210,275
0201100010	CARCASSES/HALF-CARCASSES OF VEAL, FRESH OR CHILLED	KG 419,653	2,028,941
0201100090	CARCASSES/HALF-CARCASSES BOVINE ANMLS NESOI FR/CHL	KG 926,348	3,681,911
0201203550	MEAT BOVINE ANMLS NESOI CUTS W/BONE PROCSD FRH/CHD	KG 4,810,226	12,898,228
0201206000	MEAT BOVINE ANMLS CUTS W/BONE EX PROCSSD FRSH/CHLD	KG 185,644	693,085
0201303550	MEAT BOVINE ANMLS BONELESS PROCESSED FRESH/CHILLED	KG 1,324,650	2,846,241
0201306000	MEAT BOVINE ANMLS, BONELESS EX PROCESSD, FRSH/CHLD	KG 441,296	915,247
0202100010	CARCASSES AND HALF-CARCASSES OF VEAL, FROZEN	KG 32,409	83,191
0202203550	MEAT BOVINE ANMLS NESOI CUTS W/BONE PROCSSD FROZEN	KG 10,214,806	22,703,639
0202206000	MEAT BOVINE ANMLS CUTS W/BONE EX PROCESSED, FROZEN	KG 701,839	1,274,679
0202303550	MEAT BOVINE ANIMALS BONELESS, PROCESSED, FROZEN	KG 3,722,924	9,155,955
0202306000	MEAT BOVINE ANIMALS BONELESS EXCEPT PROCESSED FRZN	KG 2,470,981	5,747,343
0203110000	CARCASSES & HALF-CARCASSES OF SWINE FRESH, CHILLED	KG 71,366	160,838
0203121000	HAMS/SHOULDERS & CUTS, BONE IN PROCESSED FRSH/CHLD	KG 350,147	791,652
0203129000	HAMS/SHOULDERS & CUTS, BONE IN EX PROCESSED FR, CH	KG 56,988	169,588
0203192000	MEAT OF SWINE, NESOI, PROCESSED, FRESH OR CHILLED	KG 1,682,325	3,595,491
0203194000	MEAT OF SWINE, NESOI, EX PROCESSED, FRESH/CHILLED	KG 4,689,645	4,803,080
0203210000	CARCASSES AND HALF-CARCASSES OF SWINE, FROZEN	KG 3,331,869	6,084,036
0203221000	HAMS, SHOULDERS & CUTS, BONE IN, PROCESSED, FROZEN	KG 930,941	1,455,808
0203229000	HAMS/SHOULDERS & CUTS, BONE IN EX PROCESSED, FROZN	KG 2,295,523	4,313,583
0203292000	MEAT OF SWINE, NESOI, PROCESSED, FROZEN	KG 5,317,382	10,918,215
0203294000	MEAT OF SWINE, NESOI, EXCEPT PROCESSED, FROZEN	KG 6,512,275	8,250,532
0204220000	MEAT OF SHEEP, CUTS, BONE IN NESOI, FRESH, CHILLED	KG 93,605	92,000
0204410000	CARCASSES AND HALF-CARCASSES OF SHEEP, FROZEN	KG 11,095	18,708
0204420000	MEAT OF SHEEP, CUTS WITH BONE IN, NESOI, FROZEN	KG 66,754	126,755
0204500000	MEAT OF GOATS, FRESH, CHILLED OR FROZEN	KG 99,403	228,113
0206100000	OFFAL OF BOVINE ANIMALS, EDIBLE, FRESH OR CHILLED	KG 570,480	1,254,181
0206220000	LIVERS OF BOVINE ANIMALS, EDIBLE, FROZEN	KG 115,857	92,055
0206290010	HEARTS OF BOVINE ANIMALS, EDIBLE, FROZEN	KG 24,139	50,000
0206290090	OFFAL OF BOVINE ANIMALS, EDIBLE, NESOI, FROZEN	KG 234,372	305,869
0206490020	HEARTS OF SWINE, EXCEPT LIVERS, EDIBLE, FROZEN	KG 18,099	13,566
0206490090	OTHER OFFAL OF SWINE EXCEPT LIVERS, EDIBLE, FROZEN	KG 194,865	179,696
0206800000	OFFAL SHEEP,GOAT,HORSE,ASS,MULE/HINNY EDIBLE FR/CH	KG 675,668	2,014,069
0206900040	OFFAL, GOAT, HORSE, ASSES, MULE, HINNIES EDIBLE FR	KG 81,948	68,500
0207110020	CHICKENS, YOUNG, NOT CUT IN PIECES, FRESH, CHILLED	KG 122,369	217,596
0207110040	CHICKENS, NESOI, NOT CUT IN PIECES, FRESH, CHILLED	KG 1,363,308	1,661,543
0207120020	CHICKENS, YOUNG, NOT CUT IN PIECES, FROZEN	KG 2,727,617	3,051,669
0207120040	CHICKENS, NESOI, NOT CUT IN PIECES, FROZEN	KG 10,762,857	14,520,698
0207130000	CHICKEN CUTS & EDIBLE OFFAL (INCL LIVER) FRSH/CHLD	KG 1,770,670	2,056,626
0207140010	CHKN CUTS/EDBL OFFL(INC LIVERS), FRZN, LEG QRTS	KG 576,074	465,553
0207140025	CHKN CUTS/EDBL OFFL(INC LVRS), FRZN, LEGS EX QRTS	KG 46,743	140,000
0207140030	CHKN CUTS/EDBL OFFL(INC LVRS), FRZN, WINGS & PRTS	KG 92,501	375,000
0207140045	CHKN CUTS/EDBL OFFL(INC LVRS), FRZN, FEET (PAWS)	KG 23,020	22,259
0207140050	CHCKN CUTS/EDBL OFFAL(INC LVRS), FRZN, OFFAL	KG 45,394	40,589
0207140090	CHKN CUTS/EDBL OFFL(INC LVRS), FRZN, OTHER	KG 42,176,879	49,211,703
0207240000	TURKEYS, NOT CUT IN PIECES, FRESH OR CHILLED	KG 2,461,680	4,063,483
0207250000	TURKEYS, NOT CUT IN PIECES, FROZEN	KG 3,581,704	6,029,768
0207260000	TURKEY CUTS & EDIBLE OFFAL (INCL LIVER) FRSH/CHLLD	KG 264,984	468,558
0207270010	TRKY CUTS/EDBL OFFL(INCL LVRS) FRZN, LEGS W/BONE	KG 73,163	79,498

TABLE 1 - SHIPMENTS OF MERCHANDISE FROM THE UNITED STATES TO PUERTO RICO,  
BY COMMODITY: FISCAL YEAR 2000

COMM-CODE	COMMODITY AND UNIT OF QUANTITY		QUANTITY	VALUE-\$
0207270030	TRKY CUTS/EDBL OFFL(INCL LVRS) FRZN, WNGS & PARTS	KG	23,215	21,091
0207270045	TRKY CUTS/EDBL OFFL(INCL LVRS) FRZN, BRSTS & PARTS	KG	1,737,061	3,000,616
0207270090	TRKY CUTS/EDBL OFFL(INCL LVRS) FRZN, OTHER	KG	1,721,384	2,940,607
0207330000	DUCKS, GEESE & GUINEAS, NOT CUT IN PIECES, FROZEN	KG	12,146	30,844
0207340000	LIVERS FATTY OF GEESE/DUCKS/GUINEA EDIBLE FRSH/CHD	KG	23,164	50,000
0207360000	DUCK, GEESE, GUINEA CUTS/EDIBLE OFFAL (IN LIVR) FZ	KG	120,591	264,921
0208100000	RABBIT OR HARE MEAT & OFFAL FRESH, CHILLED, FROZEN	KG	442,887	448,295
0208900000	MEAT & EDIBLE MEAT OFFAL NESOI, FRESH, CHLD, FROZN	KG	28,569,237	49,499,961
0209000000	PIG & POULTRY FAT FRSH CHLD FRZN SALTED DRIED SMKD	KG	41,497	89,413
0210110000	HAMS, SHOULDERS & CUTS, BONE IN, SALTED, DRD, SMKD	KG	22,388	71,335
0210120020	BACON	KG	220,366	687,506
0210120040	BELLIES, CUTS, SWINE, SALTD, IN BRINE, DRIED, SMKD	KG	64,199	182,000
0210190000	MEAT OF SWINE NESOI, SALTED, IN BRINE, DRIED, SMKD	KG	2,053,990	1,953,917
0210200000	MEAT, BOVINE ANIMALS, SALTED, IN BRINE, DRD, SMOKD	KG	157,903	240,902
0210900000	MEAT & OFFAL, SALTED, DRD, SMKD, INCL FLOUR & MEAL	KG	131,029	309,529
	FISH AND CRUSTACEANS, MOLLUSCS AND OTHER AQUATIC INVERTEBRATES.....	TOTAL		9,910,969
0301100000	FISH, ORNAMENTAL, LIVE	X		148,234
0301990000	FISH, LIVE, NESOI	X		14,700
0302110090	TROUT (EXCEPT FARMED RAINBOW TROUT) FRESH/CHILLED	KG	93,857	1,138,191
0302120004	ATLANTIC SALMON NT FARMD FRSH/CHLLD EX FLT/LVR/ROE	KG	23,079	65,000
0302120022	CHUM (DOG) SALMON FRESH/CHILLD EX FILLET/LIVER/ROE	KG	41,434	61,908
0302120062	SALMON, NESOI, FRESH OR CHILLED EX FILLET/LVR/ROE	KG	37,511	92,808
0302190000	SALMONIDAE, NESOI, FRESH OR CHILLED	KG	2,959	15,000
0302390040	TUNAS NESOI EXCEPT FILLETS, LIVERS, ROES, FR, CHLD	KG	46,451	35,000
0302620000	HADDOCK EXCEPT FILLETS, LIVER, ROE, FRESH, CHILLED	KG	39,182	82,925
0302697000	FISH NESOI FRESH/CHILLD EXCEPT FILLETS/LIVERS/ROES	KG	65,476	166,359
0303100022	CHUM (DOG) SALMON, FROZEN, EX FILLET/LIVER/ROE	KG	13,929	30,927
0303310015	ATLANTIC & PACIFIC HALIBUT FROZN EX FILLET/LVR/ROE	KG	5,806	42,690
0303390060	FROZEN, FLAT FISH EXCL FILLETS, LIVERS, ROES NESOI	KG	22,277	75,000
0303490040	TUNAS NESOI, EXCEPT FILLETS, LIVERS, ROES, FROZEN	KG	65,151	184,600
0303780000	WHITING & HAKE, EXCEPT FILLETS, LIVER, ROE, FROZEN	KG	35,437	59,049
0303794040	BUTTERFISH EXCEPT FILLETS, LIVERS AND ROES, FROZEN	KG	6,032	12,500
0303794093	PATAGONIAN TOOTHFISH (CHILEAN SEABASS),FRZEN NESOI	KG	3,729	27,600
0303796080	FROZEN, FISH EXCL FILLETS, LIVERS, ROES, NESOI	KG	71,338	310,600
0303796090	FROZEN FISH EXCL FILLETS, LIVERS, ROES, NESOI	KG	176,152	515,276
0303804040	SALMON ROE, FROZEN	KG	901	10,000
0304208500	FISH FILLETS, NESOI, FROZEN	KG	40,485	99,935
0304208600	FISH FILLETS, NESOI, FROZEN	KG	115,136	214,077
0304908700	FISH MEAT NESOI, EX FISH STEAKS OR MINCED, FROZEN	KG	39,701	150,000
0305100000	FISH MEAL FIT FOR HUMAN CONSUMPTION	KG	247,165	1,217,231
0305620000	COD, SALTED BUT NOT DRIED OR SMOKED; IN BRINE	KG	2,000	4,540
0306110000	ROCK LOBSTER AND OTHER SEA CRAWFISH, FROZEN	KG	2,543	34,294
0306120000	LOBSTERS, INCLUDING IN SHELL, FROZEN	KG	77,843	884,315
0306130003	SHRIMP/PRAWN SHELL-ON COUNT SIZE < 33 PER KG FROZN	KG	35,719	640,025
0306130006	SHRIMP/PRAWN SHELL-ON COUNT SIZE 33-45 PER KG FRZN	KG	72,474	720,460
0306130009	SHRIMP/PRAWN SHELL-ON COUNT SIZE 46-55 PER KG FRZN	KG	25,347	323,113
0306130012	SHRIMP/PRAWN SHELL-ON COUNT SIZE 56-66 PER KG FRZN	KG	12,965	136,215
0306130015	SHRIMP/PRAWN SHELL-ON COUNT SIZE 67-88 PER KG FRZN	KG	2,486	16,000
0306130021	SHRIMP/PRAWN SHELL-ON COUNT SZ 111-132 PER KG FRZN	KG	131	3,341
0306130027	SHRIMP/PRAWN SHELL-ON COUNT SIZE > 154 PER KG FRZN	KG	18,880	127,583
0306130040	SHRIMPS AND PRAWNS, PEELED, FROZEN	KG	104,631	569,933
0306142000	CRABMEAT, FROZEN	KG	1,702	16,906
0306144010	KING CRABS, NESOI, FROZEN	KG	860	5,090
0306144030	DUNGENESS CRABS, NESOI, FROZEN	KG	5,060	30,000
0306210000	ROCK LOBSTER, OTHER SEA CRAWFISH FR/CH/DRD/SALTED	KG	621	3,619
0306230000	SHRIMPS/PRAWNS INC SHELL FR/CH/DRD/SALTED/IN BRINE	KG	13,337	31,280
0307100040	OYSTERS NESOI LIVE/FRSH/CHLD/FZ/DRD/SALTD/IN BRINE	KG	54,370	175,000
0307390000	MUSSELS, FROZEN, DRIED, SALTED OR IN BRINE	KG	2,289	9,850
0307490022	LOLIGO OPALESCENS SQUID FRZN (EX FILLET)/DRIED/ETC	KG	91,469	77,287
0307590000	OCTOPUS, FROZEN, DRIED, SALTED OR IN BRINE	KG	18,126	67,832
0307910030	CONCH, LIVE, FRESH OR CHILLED	KG	166,456	1,044,049
0307990080	MOLLUSC/AQUATIC INVRTEBRTE NESOI FZ/DRD/SALT/BRINE	KG	42,360	220,627
	DAIRY PRODUCE;BIRDS EGGS;NATURAL HONEY EDIBLE PRODUCTS OF ANIMAL ORIGIN, NOT ELSEWHERE SPECIFIED OR INCLUDED.....	TOTAL		134,343,065

TABLE 1 - SHIPMENTS OF MERCHANDISE FROM THE UNITED STATES TO PUERTO RICO,  
BY COMMODITY: FISCAL YEAR 2000

COMM-CODE	COMMODITY AND UNIT OF QUANTITY		QUANTITY	VALUE-\$
0401100000	MILK AND CREAM, NT CONCNTRD, NT SWEETD, NOV 1% FAT	L	657,843	479,089
0401200000	MILK/CREAM NT CNCTRD/SWT, FAT CONTENT OV 1% NOV-6%	L	7,900,187	5,786,826
0401300000	MILK & CREAM, NOT CONCNTRD/SWTN, FAT CONTENT OV 6%	L	6,663,338	6,438,634
0402100000	MLK & CRM CNTD W/N SWT POWDR GRAN/SLDS NOV1.5% FAT	KG	1,662,838	2,998,578
0402210000	MLK/CREAM CNCTRD NT SWTN PWD/OTH SOLIDS OV 1.5% FA	KG	2,220,278	5,929,065
0402290000	MLK & CRM,CNTD,SWTND,POWDR/SOLIDS, OVER 1.5% FAT	KG	495,799	467,466
0402910000	MILK & CREAM WHTHR/NT CONCENTRATD NT SWEETND NESOI	KG	7,891,098	8,690,811
0402990000	MILK/CREAM, WHTHR/NOT CONCENTRATED, SWEETND, NESOI	KG	8,265,384	4,341,376
0403100000	YOGURT, W/N SWEETENED, FLAVORED OR CNTG FRUIT/COCO	KG	1,473,356	5,187,454
0403900000	BUTTERMILK/KEPHIR/CURDLED FERMNTD ACIDFD MLK & CRM	X		9,614
0404100500	WHEY PROTEIN CONCENTRATES	KG	21,192	12,000
0404100850	MODIFIED WHEY, NESOI	KG	4,026	12,585
0404104000	WHEY, WHETHER OR NT CONCENTRATD OR SWEETEND, DRIED	KG	154,426	96,932
0404900000	PRODUCTS OF NATURAL MILK CONSTITUENTS, NESOI	KG	3,332,432	6,224,071
0405100000	BUTTER	KG	1,548,362	2,408,346
0405200000	DAIRY SPREADS	KG	79,049	127,599
0405900000	FATS AND OILS DERIVED FROM MILK, NESOI	KG	243,664	131,987
0406100000	FRESH CHEESE (INC WHEY CHEESE) NT FRMNTD, AND CURD	KG	5,086,983	13,456,344
0406200000	CHEESE OF ALL KINDS, GRATED OR POWDERED	KG	183,927	303,277
0406300000	CHEESE, PROCESSED, NOT GRATED OR POWDERED	KG	3,343,378	9,662,107
0406901000	CHEESE, CHEDDAR, NESOI	KG	820,255	2,225,334
0406906500	CHEESE, COLBY, NESOI	KG	20,910	32,000
0406909550	CHEESE, INCLUDING MIXTURES, NESOI	KG	14,679,321	33,338,192
0407000020	BIRDS' EGGS, IN SHELL, FOR HATCHING	DOZ	3,021,375	4,908,526
0407000040	BIRDS' EGGS, IN SHELL, FRESH, PRESERVED OR COOKED	DOZ	15,978,331	15,943,584
0408110000	EGG YOLKS, DRIED, WHETHER OR NOT SWEETENED	KG	3,662,523	3,551,349
0408190000	EGG YOLKS, FRSH, FRZN, COOKED BY WATER, MOLDED ETC	KG	697,334	1,073,666
0408990000	BIRDS' EGGS NT IN SHELL, FRSH FRZN COOKD WATER ETC	KG	249,438	469,370
0409000055	HONEY, NATURAL, NESOI	KG	8,828	25,043
0410000000	EDIBLE PRODUCTS OF ANIMAL ORIGIN, NESOI	KG	5,847	11,840
	PRODUCTS OF ANIMAL ORIGIN, NOT ELSEWHERE SPECIFIED OR INCLUDED.....	TOTAL		5,269,839
0501000000	HUMAN HAIR, UNWORKED AND WASTE OF HUMAN HAIR	KG	19,485	307,932
0502100000	PIGS, HOGS, BOARS BRISTLES & HAIR & WASTE THEREOF	KG	25,401	225,672
0504000040	GUT/BLADDER/STOMACH ANMLS NESOI FOR SAUSAGE CASING	KG	897	5,550
0504000050	GUTS, BLDRS & STMCHS OF ANMLS, FRZN BEEF TRIPE	KG	138,161	171,364
0504000070	GUTS, BLDRS & STMCHS OF ANMLS, FRZN BEEF INTESTINS	KG	13,857	14,488
0504000080	GUTS, BLDRS & STMCHS OF ANMLS, FRZN PORK INTESTINS	KG	20,533	15,000
0505902020	FEATHER MEAL	KG	13,574	3,122
0505905040	BIRD SKIN/PART WTH FEATHER/DOWN; FEATHER POWDR/WSTE	KG	52	3,832
0506900000	POWDER AND WASTE OF BONES AND HORN-CORES, NESOI	KG	46,091	152,506
0507900000	TORTOISE-SHELL, WHALEBONE NAILS ETC, POWDER, WASTE	KG	62	3,300
0508000000	CORAL, SHELL OF MOLLUSCS ETC UNWORKED POWDER/WASTE	KG	15,749	29,797
0509000000	NATURAL SPONGES OF ANIMAL ORIGIN	KG	9,464	81,059
0510004010	PANCREAS GLANDS	KG	21,201	155,533
0510004040	CANTHARIDES, GLANDS USED FOR PHARMACEUTICAL PRDCTS	KG	2,374	189,191
0510005000	AMBERGRIS/CASTOREUM/CIVET/MUSK NESOI BILE W/N DRID	KG	69,436	2,818,523
0511100000	BOVINE SEMEN	X		258,556
0511910000	PRODUCTS, FISH, CRUSTACEANS ETC, DEAD ANMLS OF CH3	KG	367	7,928
0511994024	DAIRY CATTLE EMBRYOS	NO	110	142,390
0511995000	ANIMAL PRODUCTS NESOI, DEAD ANIMALS CH 1, INEDIBLE	KG	153,873	684,096
	VEGETABLES PRODUCTS.....	TOTAL		215,794,324
	LIVE TREES AND OTHER PLANTS; BULBS, ROOTS AND THE LIKE; CUT FLOWERS AND ORNAMENTAL FOLIAGE.....	TOTAL		3,668,799
0601200000	BULBS, ETC IN GROWTH OR FLOWER; CHICORY	NO	497	3,720
0602100000	UNROOTED CUTTINGS AND SLIPS OF PLANTS, NESOI	NO	11,807	69,420
0602200000	TREES, SHRUBS, BUSHES WHICH BEAR EDIBLE FRUIT/NUTS	NO	23,843	217,494
0602400000	ROSES, GRAFTED OR NOT	NO	1,617	12,049
0602906010	TREES AND SHRUBS WITH SOIL ATTACHED TO ROOTS	NO	900	28,650
0602906090	PLANTS, LIVE, WITH SOIL ATTACHED TO ROOTS, NESOI	NO	12,732	59,052
0602909010	TREES AND SHRUBS LIVE WITHOUT SOIL ATTACHED, NESOI	NO	21,417	166,664
0602909090	PLANTS, LIVE, WITHOUT SOIL ATTACHED TO ROOTS NESOI	NO	9,510	68,222

TABLE 1 - SHIPMENTS OF MERCHANDISE FROM THE UNITED STATES TO PUERTO RICO,  
BY COMMODITY: FISCAL YEAR 2000

COMM-CODE	COMMODITY AND UNIT OF QUANTITY		QUANTITY	VALUE-\$
0603100000	CUT FLOWERS AND FLOWER BUDS, FRESH	X		77,504
0603900000	CUT FLOWERS/BUDS DRIED, DYED OR OTHERWISE PREPARED	X		2,788,830
0604100000	MOSSSES, LICHENS FRESH DRIED ETC OTHERWISE PREPARED	X		47,866
0604910000	FOLIAGE, BRANCHES ETC, FRESH	X		71,344
0604990000	FOLIAGES, BRANCHES ETC DRID/DYED/BLACHD/IMPREG ETC	X		57,984
	EDIBLE VEGETABLES AND CERTAIN ROOTS AND TUBERS..... TOTAL		105,175,884	79,206,649
0701100000	POTATOES, SEED, FRESH OR CHILLED	KG	8,934,848	2,386,604
0701900000	POTATOES, EXCEPT SEED, FRESH OR CHILLED, NESOI	KG	11,300,545	5,556,927
0702000010	CHERRY TOMATOES, FRESH OR CHILLED	KG	801,341	646,615
0702000030	ROMA (PLUM TYPE) TOMATOES, FRESH OR CHILLED	KG	19,233	75,000
0702000050	TOMATOES, FRESH OR CHILLED, NESOI	KG	12,369,168	12,131,561
0703102000	ONION SETS, FRESH OR CHILLED	KG	2,169,533	1,401,714
0703105000	ONIONS AND SHALLOTS, NESOI, FRESH OR CHILLED	KG	4,427,349	1,855,694
0703200000	GARLIC, FRESH OR CHILLED	KG	691,315	780,625
0703900000	LEEK & OTHER ALLIACEOUS VEGETABLES, FRESH, CHILLD	KG	50,000	50,000
0704100000	CAULIFLOWER AND HEADED BROCCOLI, FRESH OR CHILLED	KG	4,570	5,000
0704902000	CABBAGE, FRESH OR CHILLED	KG	3,432,974	1,331,001
0704904020	BROCCOLI INCLUDING SPROUTING BROCCOLI, FRSH/CHILLD	KG	149,063	83,148
0704904040	KOHLRABI & SIMILAR EDIBLE BRASSICAS NESOI FRSH/CHD	KG	203,013	186,798
0705110000	HEAD LETTUCE (CABBAGE LETTUCE), FRESH OR CHILLED	KG	13,077,072	8,285,011
0705190000	LETTUCE, EXCEPT HEAD LETTUCE, FRESH OR CHILLED	KG	1,198,422	533,038
0706103000	CARROTS, FRESH OR CHILLED	KG	835,276	425,214
0706900000	SALAD BEETS, RADISHES, ETC NESOI, FRESH OR CHILLED	KG	146,693	196,555
0707000000	CUCUMBERS AND GHERKINS, FRESH OR CHILLED	KG	428,362	442,749
0708100000	PEAS (PISUM SATIVUM), FRESH OR CHILLED	KG	83,644	42,493
0708200000	BEANS (VIGNA SPP., PHASEOLUS SPP.) FRESH OR CHILLD	KG	348,316	249,986
0708900000	LEGUMINOUS VEGETABLES, NESOI, FRESH OR CHILLED	KG	44,375	36,660
0709100000	GLOBE ARTICHOKE, FRESH OR CHILLED	KG	2,615	10,000
0709520000	TRUFFLES, FRESH OR CHILLED	KG	16,230	52,714
0709600000	FRUITS OF GENUS CAPSICUM OR PIMENTA, FRESH/CHILLED	KG	4,063,897	4,533,446
0709904500	SWEET CORN, FRESH OR CHILLED	KG	664,622	369,081
0709905000	VEGETABLES, NESOI, FRESH OR CHILLED	KG	11,421,362	12,818,117
0710100000	POTATOES UNCOOKD/COOKED BY BOILING IN WATER, FROZN	KG	119,650	60,769
0710210000	PEAS, RAW COOKED IN BOILING WATER, FROZEN	KG	407,394	235,301
0710220000	BEANS, RAW COOKED IN BOILING WATER, FROZEN	KG	114,398	92,508
0710290000	LEGUMINOUS VEG RAW/COOKED BY BOILING, FROZEN NESOI	KG	28,354	42,545
0710400000	SWEET CORN RAW/COOKED BY STEAM/BOILING IN WATER FZ	KG	668,661	805,394
0710800050	VEGETABLES, NESOI RAW/COOKED BY BOILING, FROZEN	KG	788,161	1,088,479
0710900000	VEGETABLES MIXTURES, RAW/COOKED BY BOILING, FROZEN	KG	627,982	967,947
0711100000	ONIONS, PROVISIONALLY PRESERVED, INEDIBLE	KG	42,000	15,000
0711200000	OLIVES, PROVISIONALLY PRESERVED, INEDIBLE	KG	992	4,001
0711900000	VEG NESOI, VEG MIX, PROVISIONALLY PRES, INEDIBLE	KG	9,584,081	11,082,766
0712202000	ONION POWDER OR FLOUR	KG	61,938	138,207
0712204000	ONIONS, DRIED, EXCEPT POWDER OR FLOUR	KG	31,118	109,449
0712300000	MUSHROOMS & TRUFFLES, DRIED, WHOLE, CUT, SLICD ETC	KG	13,280	50,000
0712903000	POTATOES WHETHER OR NOT CUT OR SLICED, DRIED	KG	202,597	313,483
0712904020	GARLIC POWDER OR FLOUR	KG	29,407	33,881
0712904040	GARLIC, DRIED, EXCEPT POWDER OR FLOUR	KG	31,412	61,940
0712909000	VEGETABLES NESOI & MIXTURES OF VEGETABLES DRIED ET	KG	665,641	809,347
0713102000	SPLIT PEAS (EX SEED) DRIED, SHELLD W/N SKIN/SPLIT	KG	30,000	5,880
0713104020	GREEN PEAS, EXCEPT SEED, DRIED, SHELLD	KG	416,722	84,703
0713104080	PEAS NESOI (EX SEED) DRIED, SHELLD W/N SKIN/SPLIT	KG	62,687	13,837
0713202000	CHICKPEAS (GARBANZOS), EXCEPT SEED, DRIED, SHELLD	KG	245,014	153,144
0713316000	BEANS EX SEED VIGNA MUNGO HEPPEP, DRIED, SHELLD	KG	704,953	402,602
0713322000	SMALL RED (ADZUKI) BEANS, EXCEPT SEED DRD, SHELLD	KG	20,412	8,800
0713331020	NAVY OR PEA BEANS, SEED OF A KIND USED FOR SOWING	KG	61,862	27,958
0713331040	KIDNEY BEANS, SEED OF A KIND USED FOR SOWING NESOI	KG	66,075	38,070
0713333000	NAVY OR PEA BEANS, EXCEPT SEED, DRIED, SHELLD	KG	456,549	220,842
0713335020	DARK RED KIDNEY BEANS, (EX SEED), DRIED, SHELLD	KG	1,344,833	882,543
0713335040	LIGHT RED KIDNEY BEANS, (EX SEED), DRIED, SHELLD	KG	6,820,740	4,156,179
0713335050	DRIED PINK BEANS, NOT USED FOR SOWING	KG	504,105	317,712
0713335070	KIDNEY BEANS INC WHITE PEA, NESOI, EX SEED DR/SHLD	KG	20,381	12,500
0713391000	BEANS (VIGNA SPP, PHASEOLUS) NESOI, SEEDS, DRIED	KG	21,129	16,000
0713395010	BLACK BEANS, EXCEPT SEED, DRIED, SHELLD	KG	461,961	239,774
0713395030	BABY LIMA BEANS, EXCEPT SEED, DRIED, SHELLD	KG	409,252	358,509
0713395040	LIMA BEANS, NESOI, EXCEPT SEED, DRIED, SHELLD	KG	59,821	46,000

TABLE 1 - SHIPMENTS OF MERCHANDISE FROM THE UNITED STATES TO PUERTO RICO,  
BY COMMODITY: FISCAL YEAR 2000

COMM-CODE	COMMODITY AND UNIT OF QUANTITY		QUANTITY	VALUE-\$
0713395050	PINTO BEANS, EXCEPT SEED, DRIED, SHELLED	KG	1,417,867	709,079
0713395060	WHITE BEANS, NESOI, EXCEPT SEED, DRIED, SHELLED	KG	268,427	170,050
0713395090	BEANS, NESOI, EXCEPT SEED, DRIED, SHELLED	KG	912,881	583,827
0713402000	LENTILS EXCEPT SEED, DRIED, SHELLED	KG	329,197	77,377
0713909000	DRIED LEGUMINOUS VEGETABLES, NESOI EX SEED, SHELLD	KG	119,250	192,719
0714201000	SWEET POTATOES, FROZEN WHETHER/NT IN FORM OF PELLT	KG	19,778	15,796
0714202000	SWEET POTATOES, FRESH OR DRIED, WHETHER/NT PELLETS	KG	90,907	50,357
0714905550	ROOTS & TUBERS NESO, FRESH OR DRIED; SAGO PITCH	KG	10,177	25,623
EDIBLE FRUITS AND NUTS;				
	PEEL OF CITRUS FRUITS OR MELONS..... TOTAL		20,109,611	22,873,321
0802110000	ALMONDS, FRESH OR DRIED, IN SHELL	KG	6,180	6,948
0802310000	WALNUTS, FRESH OR DRIED, IN SHELL	KG	95,058	217,500
0802320000	WALNUTS, FRESH OR DRIED, SHELLED	KG	841	3,780
0802909500	NUTS, NESOI, FRESH OR DRIED, SHELLED	KG	21,828	57,140
0804100000	DATES, FRESH OR DRIED	KG	260,287	304,958
0804300000	PINEAPPLES, FRESH OR DRIED	KG	39,995	75,000
0804400000	AVOCADOS, FRESH OR DRIED	KG	331,062	414,377
0804500000	GUAVAS, MANGOES AND MANGOSTEENS, FRESH OR DRIED	KG	143,087	85,658
0805100020	ORANGES, TEMPLE, FRESH OR DRIED	KG	96,376	80,496
0805100040	ORANGES, NESOI, FRESH OR DRIED	KG	121,502	157,000
0805200020	TANGERINES, FRESH OR DRIED	KG	1,019,557	901,302
0805200040	MANDARINES & SIMILAR CITRUS HYBRIDS NESOI, FRSH/DR	KG	22,233	13,797
0805304000	LIMES (CITRUS AURANTIFOLIA) FRESH OR DRIED	KG	36,082	39,000
0805400000	GRAPEFRUIT, FRESH OR DRIED	KG	89,985	100,644
0805900000	CITRUS FRUITS, INC KAMQUATS, NESOI, FRESH OR DRIED	KG	582,605	732,309
0806100000	GRAPES, FRESH	KG	1,809,111	2,695,465
0806200000	GRAPES, DRIED (INCLUDING RAISINS)	KG	116,284	296,278
0807110000	WATERMELONS, FRESH	KG	428,299	188,621
0807191500	CANTALOUPE, FRESH	KG	300,764	206,467
0807199000	MELONS, NESOI, FRESH	KG	225,690	168,020
0808100000	APPLES, FRESH	KG	4,122,700	3,510,431
0808200000	PEARS AND QUINCES, FRESH	KG	1,824,562	1,711,494
0809100000	APRICOTS, FRESH	KG	114,714	300,000
0809200020	CHERRIES, SWEET VARIETIES, FRESH	KG	3,890	9,000
0809300000	PEACHES, INCLUDING NECTARINES, FRESH	KG	234,392	229,048
0809400000	PLUMS, PRUNE PLUMS AND SLOES, FRESH	KG	587,438	528,393
0810100000	STRAWBERRIES, FRESH	KG	64,621	101,434
0810400050	CRANBERRIES/OTH FRUITS GENUS VACCINIUM NESOI FRESH	KG	304,963	279,970
0810905000	FRUITS, FRESH, NESOI	KG	5,785,436	6,984,422
0811100000	STRAWBERRIES, UNCOOKED/COOKED BY WATER, FROZEN	KG	44,456	101,727
0811902028	BLUEBERRIES NESOI UNCKD/COOKD STEAM/BOIL WATER FRZ	KG	19,685	7,500
0811909000	FRUIT & NUTS UNCOOKED/COOKED BY WATER W/N SW NESOI	KG	278,792	481,244
0812200000	STRAWBERRIES, PROVISIONALLY PRESERVED, INEDIBLE	KG	6,275	8,333
0812900000	FRUIT & NUTS PROVISIONALLY PRESERVED INEDIBLE NESOI	KG	562,217	1,103,741
0813408500	FRUIT, DRIED, NESOI, EX THAT OF HEADING 0801-0806	KG	223,859	358,915
0813500020	MIXTURES CONTAINING ONLY DRIED FRUITS OF CHAPTER 8	KG	91,841	219,142
0813500040	MIXTURES CONTAINING ONLY NUTS OF CHAPTER 8	KG	44,370	85,114
0813500060	MIXTURES OF NUTS OR DRIED FRUITS OF CHAP 8, NESOI	KG	24,960	76,653
0814000000	PEEL, CITRUS OR MELON, FRSH/FRZN/DRIED/PROVSL PRES	KG	23,614	32,000
COFFEE, TEA, MATE AND SPICES..... TOTAL			842,901	1,270,708
0901110000	COFFEE, NOT ROASTED, NOT DECAFFEINATED	KG	10,385	40,734
0901120000	COFFEE, NOT ROASTED, DECAFFEINATED	KG	2,888	10,360
0901210000	COFFEE, ROASTED, NOT DECAFFEINATED	KG	110,217	406,331
0901220000	COFFEE, ROASTED, DECAFFEINATED	KG	59,591	268,992
0902100000	GREEN TEA NT FERMTD IN IMMED PACKG CONTENT NOV 3KG	KG	2,300	8,325
0904110000	PEPPER OF GENUS PIPER, NEITHER CRUSHED NOR GROUND	KG	31,105	59,646
0904120000	PEPPER OF THE GENUS PIPER, CRUSHED OR GROUND	KG	31,123	16,981
0904200000	FRUITS OF GENUS CAPSICUM OR PIMENTA, DRD/CRSH/GRND	KG	177,453	118,540
0906200000	CINNAMON & CINNAMON-TREE FLOWERS, CRUSHD OR GROUND	KG	1,360	2,700
0909100000	SEEDS OF ANISE OR BADIAN	KG	1,354	3,240
0910910000	MIXTURES OF SPICES REFERRED TO IN NOTE 1(B) CHAP 9	KG	9,129	24,100
0910990000	SPICES, NESOI	KG	405,996	310,759
CEREALS..... TOTAL				65,638,727

TABLE 1 - SHIPMENTS OF MERCHANDISE FROM THE UNITED STATES TO PUERTO RICO,  
BY COMMODITY: FISCAL YEAR 2000

COMM-CODE	COMMODITY AND UNIT OF QUANTITY		QUANTITY	VALUE-\$
1001100010	DURUM WHEAT SEED FOR SOWING	KG	60,094	38,280
1001902015	WHITE WHEAT, EXCEPT SEED	T	79	11,442
1001902055	WHEAT AND MESLIN, EXCEPT SEED, NESOI	T	65,307	8,123,509
1004000010	OATS SEED FOR SOWING	KG	2,702,557	367,103
1004000080	OATS, EXCEPT SEED	T	229	119,136
1005100010	CORN (MAIZE), SEED, YELLOW CORN	KG	48,617	55,733
1005100090	CORN (MAIZE), OTHER THAN YELLOW CORN, SEED, NESOI	KG	82,489	104,458
1005902020	YELLOW DENT CORN (MAIZE), U. S. NO. 1, EXCEPT SEED	T	3,857	367,551
1005902030	YELLOW DENT CORN (MAIZE), U. S. NO. 2 EXCEPT SEED	T	155,743	14,857,176
1005902045	YELLOW DENT CORN (MAIZE), U. S. NO. 4, EXCEPT SEED	T	5,883	561,652
1005902070	CORN (MAIZE) YELLOW DENT, NESOI, EXCEPT SEED	T	25,237	2,427,802
1005904040	POPCORN, UNPOPPED, EXCEPT SEED	KG	863,224	878,037
1005904060	CORN (MAIZE) EXCLUDING SWEET CORN NESOI EX SEED	T	810	98,233
1006100000	RICE IN THE HUSK (PADDY OR ROUGH)	KG	9,344,786	1,549,940
1006204020	RICE, LONG GRAIN, HUSKED (BROWN)	KG	123,154	49,128
1006204040	RICE, MEDIUM GRAIN, HUSKED (BROWN)	KG	1,538,706	403,710
1006204060	RICE, SHORT GRAIN, HUSKED (BROWN)	KG	26,440	10,000
1006204080	RICE, MIXTURES OF HUSKED (BROWN), ANY SIZE GRAIN	KG	1,221,313	397,443
1006301020	RICE, SEMI OR WHOLLY MILLED, PARBOILED, LONG GRAIN	KG	1,025,104	338,699
1006301040	RICE, SEMI/WHOLLY MILLED, PARBOILED NESOI INC MXTRS	KG	1,673,597	1,008,885
1006309010	RICE, SEMI/WHOLLY MILLED, NESOI, LONG GRAIN	KG	20,871,908	10,393,636
1006309020	RICE, SEMI/WHOLLY MILLED, NESOI, MEDIUM GRAIN	KG	47,589,652	14,276,438
1006309030	RICE, SEMI/WHOLLY MILLED, NESOI, SHORT GRAIN	KG	115,148	44,003
1006309040	RICE, SEMI/WHOLLY MILLED, NESOI MIXTURES OF GRAINS	KG	1,935,451	710,018
1006400000	RICE, BROKEN	KG	703,173	257,189
1007000020	GRAIN SORGHUM SEEDS OF A KIND USED FOR SOWING	KG	20,593	10,000
1007000040	GRAIN SORGHUM EXCEPT SEEDS FOR SOWING	T	4,947	889,184
1008300000	CANARY SEED	KG	469,010	272,379
1008900040	CEREALS, NESOI	KG	4,128,386	7,017,963
PRODUCTS OF THE MILLING INDUSTRY;				
MALT; STARCHES; INULIN; WHEAT GLUTEN..... TOTAL			30,062,083	25,049,907
1101000000	WHEAT OR MESLIN FLOUR	KG	9,097,892	5,948,321
1102200000	CORN (MAIZE) FLOUR	KG	441,448	151,326
1102900000	CEREAL FLOURS OTHER THAN OF WHEAT OR MESLIN, NESOI	KG	1,052,267	293,442
1103110040	GROATS AND MEAL OF WHEAT, NESOI	KG	135,812	23,196
1103120000	GROATS AND MEAL OF OATS	KG	18,158	12,000
1103130020	GROATS AND MEAL OF CORN (MAIZE), CORNMEAL	KG	326,233	111,612
1103130060	GROATS AND MEAL OF CORN (MAIZE), NESOI	KG	441,708	102,241
1103290000	PELLETS OF CEREAL, NESOI	KG	360,214	90,000
1104110000	GRAINS, ROLLED OR FLAKED, OF BARLEY	KG	647,398	1,096,327
1104120000	GRAINS, ROLLED OR FLAKED, OF OATS	KG	142,711	95,585
1104190000	GRAINS ROLLD/FLAKD OF CEREAL EX RICE OF 1006,NESOI	KG	2,579,540	3,238,961
1104220000	GRAINS WORKED (HULLD PEARLD SLICED KIBBLD) OF OATS	KG	40,416	35,200
1104230000	GRAINS WORKED (HULLD PEARLD SLICED KIBBLD) OF CORN	KG	159,463	37,461
1105100000	FLOUR, MEAL AND POWDER OF POTATOES	KG	396,724	260,355
1105200000	FLAKES OF POTATOES	KG	293,395	416,228
1106100000	FLOUR MEAL AND POWDER OF DRIED LEGUMINOUS VEG 0713	KG	18,388	26,375
1106200000	FLOUR MEAL & POWDER OF SAGO, ROOTS/TUBERS OF 0714	KG	1,058,009	1,215,000
1106300000	FLOUR, MEAL & POWDER OF THE PRODUCTS OF CHAPTER 8	KG	312,323	297,942
1107100000	MALT, NOT ROASTED	KG	2,921,309	925,072
1107200000	MALT, ROASTED	KG	112,684	48,616
1108110000	STARCH, WHEAT	KG	41,041	45,521
1108120000	STARCH, CORN (MAIZE)	KG	3,451,641	2,725,930
1108140000	STARCH, CASSAVA (MANIOC)	KG	98,380	59,740
1108190000	STARCHES, NESOI	KG	3,634,637	3,660,902
1109000000	WHEAT GLUTEN, WHETHER OR NOT DRIED	KG	2,280,292	4,132,554
OIL SEEDS AND OLEAGINOUS FRUITS;				
MISCELLANEOUS GRAINS, SEEDS AND				
FRUITS; INDUSTRIAL OR MEDICINAL				
PLANTS; STRAW AND FODDER..... TOTAL				11,136,684
1202100000	PEANUTS (GROUND-NUTS) RAW, IN SHELL	KG	196,173	252,558
1206000061	SUNFLOWER SEEDS FOR HUMAN USE, IN SHELL, NESOI	KG	20,193	10,250
1206000090	SUNFLOWER SEEDS NOT FOR HUMAN USE, NESOI	KG	102,803	52,450
1207200010	COTTON SEEDS FOR SOWING	KG	404,825	103,394
1207200090	COTTON SEEDS, EXCEPT FOR SOWING	KG	153,754	33,970

TABLE 1 - SHIPMENTS OF MERCHANDISE FROM THE UNITED STATES TO PUERTO RICO,  
BY COMMODITY: FISCAL YEAR 2000

COMM-CODE	COMMODITY AND UNIT OF QUANTITY	QUANTITY	VALUE-\$
1207400000	SESAME SEEDS, WHETHER OR NOT BROKEN	KG 37,289	60,506
1207990010	NIGER SEEDS, WHETHER OR NOT BROKEN	KG 52,391	21,250
1207990090	OIL SEEDS & OLEAGINOUS FRUITS W/NT BROKEN, NESOI	KG 40,824	16,938
1208100000	FLOURS AND MEALS OF SOYBEANS	KG 54,618,864	9,734,933
1208900000	FLOUR & MEAL OIL SEED/OLEAGINOUS FRT EX MSTD NESOI	KG 28,814	29,994
1209224096	CLOVER (TRIFOLIUM SPP.) SEED, NESOI	KG 2,161	5,000
1209250020	RYE GRASS SEED FOR SOWING, ANNUAL	KG 57,368	155,120
1209290020	BENT GRASS (GENUS AGROSTIS) SEED FOR SOWING	KG 1,113	5,118
1209300010	PETUNIA SEEDS FOR SOWING	KG 197	46,096
1209300080	SEEDS HERB PLANTS PRNCLY FLOWERS, FOR SOWNG, NESOI	KG 6,195	23,816
1209914000	ONION SEEDS FOR SOWING	KG 1,782	11,417
1209918008	GREEN CABBAGE SEED OF A KIND USED FOR SOWING	KG 2,062	10,000
1209918070	TOMATO SEEDS FOR SOWING	KG 4,300	61,610
1209918090	VEGETABLE SEEDS OF A KIND USED FOR SOWING, NESOI	KG 3,141	27,896
1209994040	WATERMELON SEEDS, FRUIT AND SPORES USED FOR SOWING	KG 620	3,796
1209994090	SEEDS, FRUITS AND SPORES, USED FOR SOWING, NESOI	KG 4,610	38,298
1211908025	SUBSTNCES PRNCLY USED AS/IN MEDICAMNT NESOI FR/DR	KG 99	3,435
1211908400	HERBAL TEAS & INFUSIONS (SINGLE SPECIES, UNMIXED)	KG 571	7,629
1211909000	PLANTS & PARTS, NESOI, FRSH/DRD USED PERFUMY ETC	KG 1,066	14,416
1212920000	SUGAR CANE, FRSH/DRD/FRZ/CHD WHETHER OR NOT GROUND	T 126	50,000
1214100060	ALFALFA (LUCERNE) MEAL AND PELLETS, NESOI	T 42	15,896
1214900010	ALFALFA HAY, NESOI, WHETHER OR NOT DOUBLE COMPRESSED	T 1,419	284,463
1214900015	HAY, NESOI, WHETHER OR NOT IN THE FORM OF PELLETS	T 320	56,435
	LAC; GUMS, RESINS AND OTHER		
	VEGETABLE SAPS AND EXTRACT..... TOTAL	2,919,802	6,404,491
1301100000	LAC/SHELLAC/STICK LAC/SEED LAC/BUTTON LAC/OTHR LAC	KG 114,544	329,544
1301200000	GUM ARABIC	KG 164,162	573,901
1301900000	NATURAL GUMS, GUM RESINS, RESINS AND BALSAMS NESOI	KG 2,123,808	2,356,663
1302120000	VEGETABLE SAPS AND EXTRACTS OF LICORICE	KG 16,322	15,832
1302140000	VEGTBL SAP & EXTRACT OF PYRETHRUM/RTS CNT ROTENONE	KG 16,714	50,000
1302190000	VEGETABLE SAPS AND EXTRACTS, NESOI	KG 409,807	2,740,036
1302200000	PECTIC SUBSTANCES, PECTINATES AND PECTATES	KG 17,630	58,603
1302310000	AGAR-AGAR	KG 92	2,600
1302320000	MUCILAGES/THICKNRS FRM LOCUST BEAN/SEED, GUAR SEED	KG 20,566	41,874
1302390000	MUCILAGE & THICKNER W/N MODIFIED, FRM VEG PRD NESOI	KG 36,157	235,438
	VEGETABLE PLAITING MATERIALS; VEGETABLE PRODUCTS NOT ELSEWHERE SPECIFIED OR INCLUDED..... TOTAL		545,038
1401100000	BAMBOO, USED PRIMARILY FOR PLAITING	X	144,354
1401200000	RATTANS USED PRIMARILY FOR PLAITING	X	23,321
1401900000	VEGETABLE MATERIALS PRIMARILY FOR PLAITING, NESOI	X	5,500
1402100000	KAPOK USED PRIMARILY AS STUFFING OR PADDING	KG 24,947	40,284
1402901000	VEGETABLE HAIR USED PRIMARILY AS STUFFING OR PADDI	KG 12,411	10,640
1402909000	VEGETABLE MATERIALS FOR STUFFING OR PADDING, NESOI	KG 18,589	26,706
1403900000	VEGETABLE MATERIALS USED IN BROOMS & BRUSHES NESOI	KG 92,405	143,825
1404200000	COTTON LINTERS	KG 58,678	45,000
1404900000	VEGETABLE PRODUCTS NESOI	KG 88,508	105,408
	ANIMAL OR VEGETABLE FATS AND OILS AND THEIR CLEAVAGE PRODUCTS; PREPARED EDIBLE FATS; ANIMAL OR VEGETABLE WAXES..... TOTAL	74,877,806	64,310,452
	ANIMAL OR VEGETABLE FATS AND OILS AND THEIR CLEAVAGE PRODUCTS; PREPARED EDIBLE FATS; ANIMAL OR VEGETABLE WAXES..... TOTAL	74,877,806	64,310,452
1501000020	LARD	KG 4,582,269	3,586,181
1501000040	CHOICE WHITE GREASE	KG 22,287	4,078
1501000080	OTHER PIG FAT AND POULTRY FAT, RENDERED, NESOI	KG 120,942	135,298
1502000020	TALLOW, EDIBLE	KG 350,113	149,576
1502000040	TALLOW, INEDIBLE	KG 1,466,098	343,467
1502000060	FATS OF BOVINE ANMLS SHEEP/GOAT EX TALLOW RAW/RNDR	KG 35,654	17,329
1503000000	LARD STEARIN/LARD OIL/ETC NT EMULSIFIED OR PREPRD	KG 1,474,007	811,648



TABLE 1 - SHIPMENTS OF MERCHANDISE FROM THE UNITED STATES TO PUERTO RICO,  
BY COMMODITY: FISCAL YEAR 2000

COMM-CODE	COMMODITY AND UNIT OF QUANTITY	QUANTITY	VALUE-\$
1505900000	WOOL GREASE EX CRUDE & FATTY SUBSTNCs INCL LANOLIN	KG 47,035	170,008
1506000000	ANIMAL FAT & OIL & FRACTION NESOI NT CHEM MODIFIED	KG 47,688	73,079
1507100000	SOYBEAN OIL & FRACTIONS, CRUDE, WHETH/NOT DEGUMMED	KG 460,244	263,542
1507904020	SOYBEAN OIL, ONCE-REFINED NOT CHEMICALLY MODIFIED	KG 25,760	13,431
1507904050	SOYBEAN OIL, FULLY REFINED, NT CHEMICALLY MODIFIED	KG 13,070,644	11,639,843
1508900000	PEANUT (GROUND-NUT) OIL, REFINED, NT CHEM MODIFIED	KG 35,485	43,543
1509102000	OLIVE OIL, VIRGIN, N/CHEM MODIFD, IN CONT <18 KG	KG 1,358	3,976
1509104000	OLIVE OIL, VIRGIN, N/CHEM MODIFD, IN CONT 18KG/OVER	KG 179,399	273,636
1509904000	OLIVE OIL, REFINED, N/CHEM MODIFD, IN CONT 18KG/OVER	KG 18,116	45,000
1510000000	OLIVE-RESIDUE OIL & BLENDS (1509&1510) NT CHEM MOD	KG 21,314	11,296
1513190000	COCONUT (COPRA) OIL, REFINED, NT CHEMCLLY MODIFIED	KG 135,757	186,621
1513210000	PALM KERNEL OR BABASSU OIL, CRUDE NT CHEM MODIFIED	KG 17,732	17,200
1514900000	RAPESEED/COLZA/MUSTARD OIL & FRACTIONS, REFINED	KG 94,704	96,040
1515190000	LINSEED OIL, REFINED, NOT CHEMICALLY MODIFIED	KG 422,208	407,429
1515210000	CORN (MAIZE) OIL, CRUDE, NOT CHEMICALLY MODIFIED	KG 2,290,707	2,534,080
1515290020	CORN (MAIZE) OIL, ONCE-REFINED, NT CHEM MODIFIED	KG 6,027,727	3,990,430
1515290040	CORN (MAIZE) OIL, FULLY REFINED, NT CHEM MODIFIED	KG 4,645,191	3,685,467
1515300000	CASTOR OIL, WHETHER/NOT REFINED, NT CHEM MODIFIED	KG 40,501	14,467
1515900000	FIXED VEGETABLE FATS & OILS NESOI NT CHEM MODIFIED	KG 14,932,415	15,347,965
1516100000	ANIMAL FATS AND OILS HYDROGENATED ETC NOT PREPARED	KG 9,292	20,486
1516200000	VEGETABLE FATS & OILS/FRACTIONS HYDROGENATED ETC	KG 1,219,736	1,533,575
1517100000	MARGARINE, EXCLUDING LIQUID MARGARINE	KG 16,268,234	12,681,670
1517903020	SALAD & COOKING OILS, EDBL ARTFL MXTRS (1501-1515)	KG 770,690	729,896
1517903040	BAKN/FRYN FATS WHOLLY VEGTLB OILS EDBL ARTFL MXTRS	KG 105,632	164,865
1517903060	BAKING OR FRYING FATS, EDIBLE ARTFL MXTRS, NESOI	KG 39,825	32,614
1517903080	ARTIFICIAL MXTRS EDIBLE ANML/VEGE FATS & OILS NESOI	KG 381,708	438,584
1517904015	SALAD & COOKING OIL, PARTIALLY HYDROGENATED, NESOI	KG 2,079,908	1,304,711
1517904035	SOYBEAN OIL, WHOLLY HYDROGENATED, EDIBLE, NESOI	KG 1,792,811	1,052,718
1517904055	COTTONSEED OIL, WHOLLY HYDROGENATED, EDIBLE, NESOI	KG 172,040	91,039
1517904085	EDIBLE ANIMAL/VEGETBLE FATS & OILS NESOI (EX 1516)	KG 585,623	456,037
1518000000	ANML/VEG FATS & OILS CHEM MODIFIED; INEDBL MXT ETC	KG 109,551	272,808
1520000000	GLYCEROL (GLYCERINE) CRUDE; GLYCEROL WATER & LYES	KG 710,298	1,579,821
1521100000	VEGETABLE WAXES (OTHER THAN TRIGLYCERIDES)	KG 12,200	43,701
1521900000	BEEWAX AND OTHER INSECT WAXES AND SPERMACETI	KG 51,543	31,430
1522000000	DEGRAS; RESIDUES FROM FATTY SUBSTNCs/ANML/VEG WAXS	KG 3,360	11,867
PREPARED FOODSTUFFS; BEVERAGES, SPIRITS AND VINEGAR; TOBACCO AND MANUFACTURED TOBACCO SUBSTITUTES..... TOTAL			1,095,492,948
PREPARATIONS OF MEAT, OF FISH, OR OF CRUSTACEANS, MOLLUSCS OR OTHER AQUATIC INVERTEBRATES..... TOTAL			28,739,358 66,255,994
1601000010	SAUSAGES & SIMILAR PRDTS, OF POULTRY, OF CHICKEN	KG 24,884	32,766
1601000020	SAUSAGES & SIMILAR PRDTS, OF OTHER POULTRY	KG 127,186	423,993
1601000090	SAUSAGES & SIMILAR PRDTS, OTHER THAN POULTRY, OTHR	KG 2,975,875	5,991,668
1602100000	HOMOGENIZED PREPS OF MEAT, MEAT OFFAL OR BLOOD	KG 29,412	58,188
1602200000	ANIMAL LIVERS, PREPARED OR PRESERVED	KG 17,909	55,800
1602310020	PREPARED MEALS OF TURKEY	KG 94,321	252,596
1602310050	OTH PRPRD/PRSRVD TURKEY MEAT, PRFRMD PTES OR SMLR	KG 69,696	125,000
1602310090	OTH PRPRD/PRSRVD TURKEY MEAT, OTHER	KG 1,173,020	2,632,617
1602320020	PREPARED MEALS OF CHICKEN OF HEADING 0105	KG 518,161	2,431,615
1602320050	OTHR PRPD/PRSD CHKN MEAT, PRFMD PATIES & SMLR PRD	KG 493,334	1,445,047
1602320090	OTHER PREPARED/PRESERVED CHICKEN MEAT, OTHER	KG 2,458,125	7,302,023
1602390025	PREP MEALS, POULTRY OF HEADING 0105 EX TURKY/CHICK	KG 1,553,387	2,742,649
1602390045	MEAT/OFFAL (EX LVR) POULTRY OF 0105 NESOI PRP/PRS	KG 7,706,842	12,709,970
1602411000	HAMS, CUTS CONTAINING CEREAL OR VEG, PREP OR PRES	KG 1,008,026	3,581,154
1602412000	HAMS AND CUTS OF SWINE, BONED/COOKED AIRTIGHT CNTR	KG 1,014,115	1,761,902
1602419000	HAMS AND CUTS THEREOF NESOI, PREPARED OR PRESERVED	KG 781,549	1,912,792
1602424000	SHOULDERS AND CUTS THEREOF NESOI, PREPARED, PRESVD	KG 907	3,080
1602492000	SWINE MEAT NESOI BONED/COOKED CND NO CEREAL OR VEG	KG 180,748	253,893
1602494000	SWINE MEAT NESOI, NO CEREAL OR VEGS, PREP OR PRES	KG 110,833	420,000
1602497000	SWINE MEAT PREP OR PRES INCL MXTRS, NESOI	KG 223,560	303,196
1602509020	PREP MEALS OF MEAT OF BOVINE ANMLS WITH CEREAL/VEG	KG 753,778	1,941,202
1602509500	MEAT OR MEAT OFFAL OF BOVINE ANMLS NESOI PREP/PRES	KG 2,063,658	6,561,324
1602900000	ANML MEAT NESOI BLOOD PREPS OF ANY ANML, PREP/PRES	KG 182,952	375,891
1603009010	EXTRACTS AND JUICES OF MEAT	KG 68,654	155,769
1603009500	EXTRACT/JUICES OF FISH, CRUSTACEANS, MOLLUSCS ETC	KG 156,568	408,247

TABLE 1 - SHIPMENTS OF MERCHANDISE FROM THE UNITED STATES TO PUERTO RICO,  
BY COMMODITY: FISCAL YEAR 2000

COMM-CODE	COMMODITY AND UNIT OF QUANTITY	QUANTITY	VALUE-\$
1604114010	CHUM (DOG) SALMON, NOT IN OIL, CANNED	KG 196,105	529,653
1604114020	PINK (HUMPIE) SALMON, NOT IN OIL, CANNED	KG 100,863	315,270
1604114030	SOCKEYE SALMON, NOT IN OIL, CANNED	KG 42,205	357,687
1604114040	SALMON, NESOI, NOT IN OIL, CANNED	KG 62,032	173,115
1604140000	TUNAS/SKIPJACK/ATLANTIC BONITO NT MINCED PREP/PRES	KG 1,333,106	4,115,316
1604195500	FISH STICKS, FILLETS ETC, BREADED/COATED ETC	KG 34,242	57,157
1604197000	FISH WHOLE/PIECES, NOT MINCED, PREP OR PRES, NESOI	KG 4,082	3,154
1604200500	PRODUCTS, MEAT CRUSTACEAN/MOLLUSCS ETC, PREP MEALS	KG 2,444,707	4,601,139
1604201300	FISH PASTES; BALLS, CAKES AND PUDDINGS	KG 62,205	95,451
1604206000	FISH, PREPARED OR PRESERVED, NESOI	KG 85,955	267,971
1604300000	CAVIAR AND CAVIAR SUBSTITUTES	KG 2,364	21,297
1605100500	CRAB PRODUCTS CONTAINING FISH MEAT; PREPARED MEALS	KG 53,456	35,000
1605102040	CRABMEAT, PREPARED, NESOI, IN AIRTIGHT CONTAINERS	KG 110,582	259,668
1605104040	CRABMEAT, PREPARED OR PRESERVED, NESOI	KG 21,369	15,000
1605200500	SHRIMP, PRAWN PRODUCTS WITH FISH MEAT; PREP MEALS	KG 83,476	238,600
1605201010	SHRIMPS AND PRAWNS, FROZEN, IN AIRTIGHT CONTAINERS	KG 58,686	166,850
1605201025	SHRIMPS AND PRAWNS, PREPARED, FROZEN, NESOI	KG 150,347	545,583
1605201040	SHRIMPS AND PRAWNS, CANNED	KG 33,672	285,326
1605201050	SHRIMPS AND PRAWNS, PREPARED OR PRESERVED, NESOI	KG 21,056	28,210
1605301040	LOBSTER, PREPARED OR PRESERVED, NESOI	KG 20,349	180,417
1605900500	MOLLUSCS ETC PRODUCTS WITH FISH MEAT; PREP MEALS	KG 25,057	65,948
1605901500	CLAMS, PREPARED OR PRESERVED	KG 1,814	3,800
1605907000	MOLLUSCS, AQUATIC INVERTEBRATES NESOI, PREP, PRES	KG 4,128	12,000
SUGARS AND SUGAR CONFECTIONARY..... TOTAL			66,825,642
1701110000	CANE SUGAR, RAW, SOLID FORM, W/O ADDED FLAV/COLOR	KG 4,423,832	1,917,849
1701911020	CANE/BEET SUG REF SOLID FLV/CLR, BEV BASE, RETAIL	KG 1,981	43,809
1701911040	CANE/BEET SUG REF SOLID FLV/CLR BEV BASE NT RETAIL	KG 95,744	191,487
1701913020	CANE/BT SUG REF SOLID, FLV/CLR EXC BEV BASE RETAIL	KG 16,956	50,000
1701913040	CANE/BEET SUG REF SOLID FLV/CLR NOT RETAIL NESOI	KG 59,569	134,028
1701992020	CANE/BEET SUG REF/IMP SUG DRAWBK NO FLV/CLR RETAIL	KG 11,617,907	8,657,615
1701992040	CANE/BEET SUG REF/IMP SUG DRAWBK NO FLV/CLR/RETAIL	KG 13,281,471	7,919,810
1701994000	CANE/BEET SUGAR, SOLID, REFINED, NO FLV/CLR, NESOI	KG 1,199,531	690,500
1702110000	LACTOSE & LACTOSE SYRUP CONT 99% MORE LACTSE BY WT	KG 2,340,855	2,194,158
1702190000	LACTOSE IN SOLID FORM AND LACTOSE SYRUP, NESOI	KG 5,353,034	3,910,993
1702200000	MAPLE SUGAR AND MAPLE SYRUP	KG 19,233	29,091
1702300020	GLUCOSE (DEXTROSE)	KG 7,508,286	3,662,141
1702300040	GLUCOSE SYRUP, LESS THAN 20% FRUCTOSE IN DRY STATE	KG 828,840	721,810
1702400000	GLUCOSE & GLUCOSE SYRUP CONTAINING 20-49% FRUCTOSE	KG 39,149,447	8,946,580
1702500000	CHEMICALLY PURE FRUCTOSE IN SOLID FORM	KG 38,366	69,310
1702600050	FRUCTOSE SYRUP, > 50% BY WEIGHT OF FRUCTOSE, NESOI	KG 8,774,069	755,300
1702600060	FRUCTOSE, IN SOLID FORM, NESOI CONT OV 50% FRUCTSE	KG 17,276,672	7,284,568
1702904500	SUGARS AND SYRUPS, NESOI, DERIV FR SGR CANE/BEETS	KG 1,250,379	496,962
1702905000	SUG/SYRUP NT FLAV/COLR NESOI; ARTFL HONEY; CARAML	KG 39,653,244	13,032,289
1703900000	MOLASSES FROM EXTRACTION/REFING SUGAR, NESOI	KTS 200,000	50,000
1704100000	CHEWING GUM, WHETHER OR NOT SUGAR COATED	KG 541,095	1,714,627
1704903000	CONFECTIONS/SWEETMEATS, READY FR CONSUMPTN, NO COC	KG 532,104	1,298,155
1704907000	SUGAR CONFECTIONERY, WITHOUT COCOA, NESOI	KG 1,657,431	3,054,560
COCOA AND COCOA PREPARATIONS..... TOTAL			6,557,000 12,847,960
1803100000	COCOA PASTE, NOT DEFATTED	KG 19,948	19,835
1804000000	COCOA BUTTER, FAT AND OIL	KG 2,549	5,000
1805000000	COCOA POWDER, NOT SWEETENED	KG 75,858	114,065
1806100000	COCOA POWDER CONT ADDED SUGAR OR OTHER SWEETENING	KG 1,670,296	1,635,173
1806206000	CONFECTIONERS COATINGS/PRODS 6.8% COCOA SOLID BULK	KG 155,878	323,881
1806209000	COCOA PREPARATIONS IN BULK FORM, NESOI	KG 706,426	1,051,675
1806310040	CHOC/COCOA PREP CONFECTNRY BLK/BAR NOTOV2KG FILLED	KG 715,746	1,529,684
1806310080	CHOC/COCOA PREP NONCNFCTNRY BLK/BAR NTOV2KG FILLED	KG 8,739	60,630
1806321000	CHOC/COCOA PREP CONFCTNRY BLK/BAR NTOV2KG NT FILLD	KG 194,443	815,044
1806323550	CHOC/COCOA PREP BAR ETC NTOV2KG EXC FILLD/CNFCTNRY	KG 99,364	320,505
1806900063	CONFECTIONERY, COCOA FOOD PREPS, NESOI, FOR RETAIL	KG 2,125,936	5,698,278
1806900073	COCOA PREPS EXCEPT CONFECTIONERY NESOI, FOR RETAIL	KG 708,293	1,068,888
1806900083	CONFECTIONERY, COCOA FOOD PREPS, NESOI, NOT RETAIL	KG 71,883	197,751
1806900093	COCOA PREPS, NESOI, NOT FOR RETAIL, EX/CONFETIONERY	KG 1,641	7,551
PREPARATIONS OF CEREALS, FLOUR, STARCH OR MILK; BAKERS WARES..... TOTAL			83,343,403 133,413,748

TABLE 1 - SHIPMENTS OF MERCHANDISE FROM THE UNITED STATES TO PUERTO RICO,  
BY COMMODITY: FISCAL YEAR 2000

COMM-CODE	COMMODITY AND UNIT OF QUANTITY	QUANTITY	VALUE-\$
1901100000	PREPARATIONS FOR INFANT USE, FOR RETAIL SALE	KG 7,648,730	14,089,770
1901200005	MIXES AND DOUGHS FOR COOKIES, WAFFLES AND WAFERS	KG 1,675,150	3,023,774
1901200015	MIXE & DOUGH FOR PASTRY/CAKE/GINGERBREAD/PUDDING	KG 790,938	1,324,281
1901200025	MIXES & DOUGHS, NESOI, CONTAIN < 40% COCOA POWDER	KG 3,156,856	4,765,399
1901901500	MALT EXTRACT	KG 71,142	55,390
1901902500	PUDDINGS READY TO EAT WITHOUT FURTHER PREPARATION	KG 322,565	428,884
1901903040	ARTICLES OF MILK OR CREAM NESOI	KG 4,054,069	5,102,718
1901909082	CORN-SOYA MILK BLENDS	KG 10,247,890	1,997,124
1901909085	WHEAT-FLOUR-SOYA BLENDS	KG 7,575,453	2,044,506
1901909500	FOOD PREPARATIONS FLOUR, STARCH, DAIRY ETC, NESOI	KG 2,045,293	4,266,528
1902112000	PASTA WITH EGG UNCOOKED NOT STUFFED OR OTHRWSE PRE	KG 1,136,245	1,571,673
1902114000	PASTA WITH EGG NESOI SAUCE NOT STUFFED/OTHRWS PREP	KG 77,123	144,115
1902192000	PASTA NO EGG UNCOOKED NOT STUFFED OR OTHRWSE PREP	KG 57,066	66,580
1902194000	PASTA NO EGG NESOI INCL SAUCE NT STUFF/OTHRWS PREP	KG 21,063	74,000
1902200020	PASTA, STUFFED, CANNED	KG 324,709	325,000
1902200040	PASTA STUFFED, FROZEN, WHETHER OTHERWISE PREPARED	KG 43,638	158,393
1902300020	PASTA, CANNED, NESOI	KG 2,956,420	6,228,434
1902300040	PASTA, FROZEN, NESOI	KG 97,812	295,000
1902300060	PASTA, NESOI	KG 723,897	655,439
1903000000	TAPIOCA AND SUBSTITUTES FROM STARCH IN FLAKES, ETC	KG 15,068	12,623
1904100040	SWELLING/ROASTING CEREAL/CEREAL PRODUCT CONT SUGAR	KG 2,615,033	5,575,281
1904100080	SWELLING/ROASTING CEREAL/CEREAL PRODUCT, NO SUGAR	KG 433,883	878,577
1904200000	PREP FOOD FROM UNROASTED CEREAL FLAKES/MIXTURES	KG 23,185	48,177
1904900020	CEREAL NOT CORN GRAIN FORM PRECOOK/OTHRWS PREP FRZ	KG 1,519,966	3,435,442
1904900040	CEREAL NT CORN GRAIN FORM PRECOOK/OTHRWS PREP NESOI	KG 1,555,991	4,031,987
1905100000	CRISPBREAD	KG 46,471	56,948
1905200000	GINGERBREAD AND THE LIKE	KG 92,374	126,856
1905300020	SWEET BISCUITS, WAFFLES AND WAFERS, FROZEN	KG 2,298,725	3,922,167
1905300040	SWEET BISCUITS, WAFFLES AND WAFERS, NESOI	KG 6,228,906	13,518,263
1905400000	RUSKS, TOASTED BREAD AND SIMILAR TOASTED PRODUCTS	KG 116,099	207,000
1905901041	PASTRY/CAKE ETC & PUDDING, W/NT CONT CHOC ETC FRZN	KG 4,997,191	11,141,606
1905901049	BREAD/BISCUIT ETC, W/NT CONTAIN CHOC ETC FROZEN	KG 2,811,556	3,829,410
1905901050	PASTRY/CAKE/PUDDING WHETHER/NT CONT CHOC ETC NESOI	KG 1,936,456	3,296,574
1905901080	BREAD/BISCUITS/SIMILAR BAKED PRODUCTS, NESOI	KG 6,455,794	11,702,282
1905909030	CORN CHIPS AND SIMILAR CRISP SAVORY SNACK FOODS	KG 7,457,533	21,171,190
1905909060	PIZZA AND QUICHE	KG 1,276,049	3,063,965
1905909090	COMMUNION/SEALING WAFER RICE PPR EMPTY CAPSULE ETC	KG 437,064	778,392
	PREPARATIONS OF VEGETABLES, FRUIT, NUTS, OR OTHER PARTS OF PLANTS..... TOTAL		111,118,605
2001100000	CUCUMBERS, GHERKINS, PREP/PRES VINEGAR/ACETIC ACID	KG 624,937	481,326
2001900000	VEGT/FRUIT/NUTS ETC NESOI PREP/PRES BY VINEGAR ETC	KG 344,932	454,256
2002100000	TOMATOES WHOLE/PIECES PREP/PRES EX VINEGAR ETC	KG 307,706	277,682
2002900060	TOMATO PASTE	KG 6,827,834	5,210,149
2002900080	TOMATOES NESOI PREP/PRES EX BY VINEGAR/ACETIC ACID	KG 443,818	295,000
2003100000	MUSHROOMS PREP/PRES EX BY VINEGAR/ACETIC ACID	KG 45,767	65,043
2004108020	POTATOES, FRENCH FRIED, FROZEN	KG 5,846,062	3,742,291
2004108060	POTATOES (EX FRENCH FRIES) PREP/PRES NESOI, FROZEN	KG 388,144	673,795
2004901000	ANTIPASTO, PREPARED OR PRESERVED NESOI, FROZEN	KG 2,286	2,519
2004909020	CARROTS, PREPARED OR PRESERVED NESOI, FROZEN	KG 7,978	4,221
2004909040	SWEET CORN, PREPARED OR PRESERVED NESOI, FROZEN	KG 40,107	36,810
2004909080	VEGETABLES INCL MIXTURES NESOI PREP/PRES NESOI FRZ	KG 5,320,553	7,745,043
2005100000	VEGETABLES, HOMOGENIZED NOT FROZ (SUBHEADNG NTE 1)	KG 1,390,190	2,208,281
2005200020	POTATO CHIPS, PREPARED OR PRESERVED NESOI NOT FROZ	KG 396,059	841,098
2005200040	POTATO GRANULES, PREPRD OR PRESRVD NESOI, NOT FROZ	KG 39,019	92,792
2005200070	POTATOES NESOI, PREPRD OR PRESRVD NESOI, NOT FROZ	KG 5,082,562	4,363,960
2005400000	PEAS (PISUM SATIVUM) PREP/PRES NESOI, NOT FROZEN	KG 35,470	59,641
2005512040	COWPEAS, BLACK-EYE, SHELLD PREP/PRES NESOI NOT FRZ	KG 40,824	17,805
2005514020	BEANS (EX BLACK-EYE COWPEAS) SHELLED, DRIED CANNED	KG 316,559	214,447
2005514040	BEANS NESOI, SHELLED, PREP/PRES NESOI, NOT FROZEN	KG 331,238	549,325
2005590000	BEANS, NOT SHELLED, PREP/PRES NESOI, NOT FROZEN	KG 506,795	394,107
2005600000	ASPARAGUS, PREPARED OR PRESERVED NESOI, NOT FROZEN	KG 172,707	358,725
2005700000	OLIVES PREP/PRES EX VINEGAR/ACETIC ACID NOT FROZEN	KG 9,774	12,964
2005800000	SWEET CORN, PREPARED/PRESERVED NESOI, NOT FROZEN	KG 1,542,244	1,625,243
2005903000	SAUERKRAUT, PREPARED OR PRESERVED NESOI, NOT FROZ	KG 305,333	281,566
2005906550	PREPARED/PRESERVED VETETABLES, NOT FROZEN, NESOI	KG 8,037,343	7,872,888
2006005550	VGTBLS/FRUIT/NUTS/FRUIT-PEEL ETC, PRSRVD BY SUGAR	KG 188,032	262,743

TABLE 1 - SHIPMENTS OF MERCHANDISE FROM THE UNITED STATES TO PUERTO RICO,  
BY COMMODITY: FISCAL YEAR 2000

COMM-CODE	COMMODITY AND UNIT OF QUANTITY		QUANTITY	VALUE-\$
2007100000	HOMOGENIZED PREPARATNS OF FRUIT (SUBHEADNG NOTE 2)	KG	3,197,703	3,950,370
2007911000	CITRUS FRUIT PASTES AND PUREES, COOKD W/N SWEETEND	KG	480	2,553
2007916000	CITRUS FRUIT JAMS/JELLIES/MARMALADES, COOKED PREPS	KG	314,121	408,000
2007998000	FRUIT/NUT PASTES & PUREES NESOI COOKED W/N SWEETND	KG	968,036	726,823
2007999000	JAMS/FRUIT JELLIES/MARMALADES NESOI, COOKED PREPS	KG	529,218	789,431
2008111000	PEANUT BUTTER	KG	479	2,527
2008119000	PEANUTS (GROUND-NUTS) PREPARED OR PRESERVED NESOI	KG	953	3,759
2008193020	PISTACHIOS, PREPARED OR PRESERVED NESOI	KG	880	3,780
2008198500	MIXTURES NUTS PEANUTS OR OTH SEEDS PREP/PRES NESOI	KG	57,787	165,834
2008199500	NUTS OR SEEDS NESOI, OTHERWISE PREP/PRES, NESOI	KG	3,842	17,168
2008200000	PINEAPPLES, PREPARED OR PRESERVED NESOI	KG	910,305	711,206
2008309000	CITRUS FRUITS, NESOI, OTHERWISE PREPARED/PRESERVED	KG	161,122	154,690
2008400000	PEARS, OTHERWISE PREPARED OR PRESERVED, NESOI	KG	528,370	478,812
2008500000	APRICOTS, OTHERWISE PREPARED OR PRESERVED, NESOI	KG	11,554	17,045
2008600020	CHERRIES, MARASCHINO, PREPARED OR PRESERVED NESOI	KG	91,952	190,000
2008600060	CHERRIES, TART VARIETIES, PREPARED/PRESERVED NESOI	KG	582,610	700,000
2008700000	PEACHES, OTHERWISE PREPARED OR PRESERVED, NESOI	KG	817,819	740,984
2008800000	STRAWBERRIES, PREPARED OR PRESERVED NESOI	KG	28,145	44,380
2008910000	PALM HEARTS, PREPARED OR PRESERVED NESOI	KG	1,356	2,895
2008922550	MIXTURE FRUIT/NUTS/ETC PREP CEREAL PRODUCTS, NESOI	KG	20,575	33,660
2008924000	MIX OF FRUIT, NUTS, ETC NESOI OTHERWISE PREP/PRES	KG	1,054,715	1,583,097
2008991910	WILD BLUEBERRIES, CANNED	KG	2,714	15,652
2008997000	FRUIT/EDBL PLANT PRTS NESOI OTHWSE PREP/PRES NESOI	KG	1,656,983	1,440,231
2009110020	ORANGE JUICE UNFERMNTD FROZEN CNTR UNDER .946LITER	L	161,825	91,727
2009110040	ORANGE JUICE UNFERMNTD FROZEN CNTNRS .946-3.785L	L	1,150,925	716,304
2009110060	ORANGE JUICE UNFERMNTD FROZEN CNTRS OVER 3.785L	L	366,091	214,141
2009190000	ORANGE JUICE, UNFERMENTED, NOT FROZEN	L	2,875,834	2,329,096
2009204020	GRAPEFRUIT JUICE UNFERMENTED, NESOI, FROZEN	L	213,258	122,873
2009205000	GRAPEFRUIT JUICE, UNFERMENTED, NOT FROZEN	L	183,399	105,513
2009303000	CITRUS JUICE SINGLE FRUIT UNFRMNTD NESOI NT CNCNTD	L	7,118,488	1,405,528
2009306020	LEMON JUICE, UNFERMENTED, CONCENTRATED, FROZEN	L	88,513	71,560
2009308000	CITRUS JUICE UNMIXED UNFERMTD, CONCENTRATED, NESOI	L	506,083	368,919
2009402000	PINEAPPLE JUICE UNFRMNTD NOT CNCNTRD OR NOV 3.5 CN	L	1,303,051	640,638
2009404000	PINEAPPLE JUICE, UNFERMENTED, NESOI, FROZEN	L	1,254,013	852,727
2009500000	TOMATO JUICE (DRY WEIGHT CONTENT LESS THAN 7%)	L	968,562	371,045
2009600020	GRAPE JUICE & MUST, UNFERMENTED, NOT CONCENTRATED	L	6,015,782	1,380,392
2009600040	GRAPE JUICE & MUST UNFERMNTD CONCENTRATED FROZEN	L	257,080	286,118
2009600060	GRAPE JUICE & MUST UNFERMNTD CONCENTRTD NOT FROZEN	L	1,048,786	703,674
2009700010	APPLE JUICE, UNFERMENTED, CONCENTRATED, FROZEN	L	70,184	114,612
2009700020	APPLE JUICE, UNFERMENTED, CONCENTRATED, NOT FROZEN	L	157,447	299,608
2009700090	APPLE JUICE, UNFERMENTED, NOT CONCENTRATED	L	340,589	234,997
2009800000	JUICE OF ANY SINGLE FRUIT/VEGTBLE UNFERMENTD NESOI	L	29,912,189	16,161,306
2009902000	MIXTURES OF VEGETABLE JUICES, UNFERMENTED	L	2,124,699	1,025,361
2009904000	MIXTURES OF FRUIT JUICES, UNFERMENTED	L	93,386,938	33,295,849
MISCELLANEOUS EDIBLE PREPARATIONS..... TOTAL				451,062,189
2101112126	INSTANT COFFEE N/FLAVORED/DECAF PACKAGED REAIL	KG	33,403	167,794
2101112129	INSTANT COFFEE N/FLAVORED/DECAF NOT FOR RETAIL	KG	6,567	40,210
2101112941	COFFEE EXTRACTS ETC AND PREP,NESOI,PKG FOR RETAIL	KG	49,018	65,320
2101112949	COFFEE EXTRACTS & PREP, NESOI, NOT PKG FOR RETAIL	KG	28,022	56,755
2101120000	COFFEE EXTRACTS/ESSENCES/CONCENTRATES \$ PREP	KG	26,347	33,255
2101200020	SOLUBLE/INSTANT TEA/MATE CONT NO SUGAR/CEREAL/ETC	KG	37,842	78,745
2101200040	TEA OR MATE EXTRACTS/CONCENTRATES & PREPS, NESOI	KG	840,266	1,072,129
2101300000	ROASTED CHICORY & OTHER ROASTED COFFEE SUBSTITUTES	KG	13,841	40,983
2102100000	YEASTS, ACTIVE	KG	451,160	694,410
2102200000	YEASTS, INACTIVE; OTH SINGLE-CELL DEAD MICRO-ORGNM	KG	104,953	54,311
2102300000	BAKING POWDERS, PREPARED	KG	33,143	31,859
2103100000	SOY SAUCE	KG	87,551	145,236
2103202000	TOMATO KETCHUP	KG	3,548,775	2,579,951
2103204000	TOMATO SAUCES, NESOI	KG	3,526,008	3,349,139
2103300000	MUSTARD FLOUR AND MEAL AND PREPARED MUSTARD	KG	20,144	28,172
2103909020	MAYONNAISE	KG	4,046,449	7,407,174
2103909040	SALAD DRESSINGS, NESOI	KG	691,800	476,111
2103909070	MIXED CONDIMENTS AND MIXED SEASONINGS	KG	7,610,942	12,808,675
2103909090	SAUCES AND PREPARATIONS THEREFOR, NESOI	KG	12,077,892	14,958,895
2104100020	SOUPS, BROTHS AND PREPARATIONS THEREOF, DRIED	KG	2,709,757	4,842,081
2104100040	SOUPS/BROTHS/PREPS OF, BASED ON FISH/SEAFD, NT DRD	KG	194,520	2,798,375
2104100060	SOUPS, BROTHS & PREPS THEREOF, NESOI, EX DRIED	KG	278,257	455,355

TABLE 1 - SHIPMENTS OF MERCHANDISE FROM THE UNITED STATES TO PUERTO RICO,  
BY COMMODITY: FISCAL YEAR 2000

COMM-CODE	COMMODITY AND UNIT OF QUANTITY	QUANTITY	VALUE-\$
2104200000	HOMOGENIZED COMPOSITE FOOD PREPARATIONS (NOTE 3)	KG 881,231	1,402,638
2105000010	ICE CREAM, WHETHER OR NOT CONTAINING COCOA	KG 12,284,159	37,779,916
2105000060	EDIBLE ICE, WHETHER OR NOT CONTAINING COCOA, NESOI	KG 133,570	238,710
2106100000	PROTEIN CONCENTRATES & TEXTURED PROTEIN SUBSTANCES	KG 2,160,101	4,523,822
2106901650	COMPOUND ALCOHOLIC PREP FOR MANUFACTURE BEVERAGES	KG 608,185	580,413
2106904800	ORANGE JUICE FORTIFD W/VITAMN/MINERAL CONCENTRATED	L 3,692,924	3,322,756
2106905200	SINGLE FRUIT/VEG JUICE FORTI W/VITAM/MIN CONCENTRD	L 2,266,269	1,783,638
2106905400	MIX FRUIT/VEG JUICE FORTI W/VITAM/MIN CONCENTRATED	L 1,510,355	1,173,603
2106905800	FOOD PREPARATIONS OF GELETIN, NESOI	KG 124,097	278,526
2106906571	PREPS FOR MANUF BEVERAGES CONT ASPARTAME/SACCHARIN	KG 253,142	1,408,151
2106906572	PREPS FOR MANUF BEVERAGES CONT CANE/BEET SUGAR	KG 303,219	530,764
2106906573	PREPARATIONS FOR MANUFACTURE OF BEVERAGES, NESOI	KG 4,479,553	6,895,382
2106906575	COFFEE WHITENERS, NON-DAIRY	KG 18,877	23,475
2106906580	CREAM OR MILK SUBSTITUTES, NESOI	KG 182,013	336,298
2106906585	CONFECTIONERY INCL GUM CONTNG SYNTHETIC SWEETENERS	KG 1,660,261	7,538,534
2106906587	HERBAL TEAS & HERBAL INFUSIONS OF MIXED HERBS	KG 42,867	272,232
2106906592	FOOD PREPARATIONS, NESOI, CANNED	KG 42,358,041	100,183,681
2106906595	FOOD PREPARATIONS, NESOI, FROZEN	KG 31,053,123	74,499,621
2106907020	EDIBLE PREPS, NOT CANNED/FROZEN, CONT SUGAR, NESOI	KG 27,898,410	51,090,341
2106907090	EDIBLE PREPS, NOT CANNED/FRZN, N/CONT SUGAR, NESOI	KG 62,957,849	105,014,753
BEVERAGES, SPIRITS AND VINEGAR..... TOTAL			161,870,795
2201100000	WATER, MINERAL & AERATED NATRL/ARTFCL NT SWTN/FLAV	L 7,644,059	2,863,830
2201900000	WATERS NOT SWEETND OR FLAVORED NESOI; ICE AND SNOW	T 4,182	2,241,874
2202100020	CARBONATED SOFT DRINKS, CONTNG ASPARTAME/SACCHARIN	L 6,875,170	1,460,073
2202100040	CARBONATED SOFT DRINKS, NESOI	L 16,631,089	3,199,594
2202100060	WATERS INCL MINERAL & AERATED, SWTND/FLAVORD NESOI	L 10,275,044	3,279,959
2202901500	MILK-BASED DRINKS, NONALCOHOLIC	L 157,065	136,481
2202903400	ORANGE JUICE FORTI W/VITAMIN/MINERAL N/CONCENTRATE	L 1,537,997	1,174,211
2202903600	SINGLE FRUIT/VEG JUICE FORTI W/VIT/MIN N/CONCENTRD	L 564,798	421,321
2202903800	MIX FRUIT/VEGE JUICE FORTI W/VITAM/MIN N/CONCENTRD	L 1,377,986	1,033,487
2202909010	NONALCOHOLIC BEER	L 45,918	45,000
2202909090	BEVERAGES NONALCOHOLIC NESOI EXCL FRUIT/VEGT JUICE	L 22,671,623	10,215,645
2203000000	BEER MADE FROM MALT	L 132,238,678	116,980,123
2204100000	SPARKLING WINE OF FRESH GRAPES	L 246,421	431,320
2204212000	EFFERVESCENT WINE OF FRSH GRAPE IN CNTR 2L OR LESS	L 107,925	124,048
2204214000	GRAPE WINE NESOI NOV 14% ALCOHOL CNTRS 2L OR LESS	L 2,824,156	5,991,758
2204217000	GRAPE WINE NESOI OVER 14% ALCOHOL CNTRS 2L OR LESS	L 767,912	682,754
2204290020	GRAPE WINE NESOI NOV 14% ALCOHOL CNTRS OV 2 LITERS	L 203,712	307,914
2204290040	GRAPE WINE NESOI OVER 14% ALCOHOL CNTRS OV 2LITERS	L 187,326	155,339
2205100000	VERMOUTH/GRPE WINE FLAVORED WTH PLANTS ETC CTR 2L<	L 4,446	3,340
2205900000	VERMOUTH/GRAPE WINE FLAVORED WTH PLANTS ETC OV 2LS	L 127,528	95,774
2206007000	FERMENTED BEVERAGES, NESOI	L 991,014	1,421,406
2207103000	ETHYL ALCOHOL UNDENATURED 80%/HIGHER, FOR BEVERAGE	PFL 219,629	96,637
2207106000	ETHYL ALCOHOL, UNDENATURED 80%/HIGHER, NONBEVERAGE	L 2,166,096	1,159,710
2207200000	ETHYL ALCOHOL & OTH SPIRITS DENATURED ANY STRENGTH	L 8,941,397	5,233,688
2208200000	GRAPE BRANDY	PFL 100,020	273,374
2208306020	WHISKIES, BOURBON, CONTAINERS NOT OVER 4 LITERS EA	PFL 25,936	149,931
2208306040	WHISKIES, BOURBON, CONTAINERS OVER 4 LITERS EACH	PFL 28,425	56,280
2208309040	WHISKIES EX BOURBON, CONTAINERS OVER 4 LITERS	PFL 92,475	159,187
2208400030	RUM AND TAFIA, CONTAINERS NOT OVER 4 LITERS EACH	PFL 149,434	499,114
2208400050	RUM AND TAFIA, CONTAINERS OVER 4 LITERS	PFL 1,980	8,550
2208500000	GIN AND GENEVA	PFL 75,568	62,145
2208600000	VODKA	PFL 192,051	250,792
2208700000	LIQUEURS AND CORDIALS	PFL 72,173	284,163
2208909000	OTHER SPIRITUOUS BEVERAGES, NESOI	PFL 546,338	1,209,034
2209000000	VINEGAR & SUBSTITUTES FOR VINEGAR FROM ACETIC ACID	L 767,910	162,939
RESIDUES AND WASTE FROM THE FOOD INDUSTRIES; PREPARED ANIMAL FEED..... TOTAL			37,236,859
2301100000	FLOUR MEAL & PELLET MEAT/MEAT OFFAL INEDIB; GREAVE	T 425	858,079
2302100000	BRAN SHARPS & OTH RESIDUES DERIVED FRM MILLNG CORN	T 76	3,969
2303100010	CORN GLUTEN FEED, WHETHER OR NOT IN PELLETS	T 12,795	1,015,247
2303100020	CORN GLUTEN MEAL, WHETHER OR NOT IN PELLETS	T 30	59,800
2303100040	RESIDUES OF STARCH MANUFCTR & SIMLR RESIDUES NESOI	T 50	26,930
2303200040	BEET-PULP NESOI, BAGASSE & OTH WASTE OF SUGAR MFGR	T 1,270	168,645
2304000000	SOYBEAN OILCAKE & OTH SOLID RESIDUE, WH/NOT GROUND	KG 17,222,144	4,010,559

TABLE 1 - SHIPMENTS OF MERCHANDISE FROM THE UNITED STATES TO PUERTO RICO,  
BY COMMODITY: FISCAL YEAR 2000

COMM-CODE	COMMODITY AND UNIT OF QUANTITY		QUANTITY	VALUE-\$
2306100000	COTTON SEED OILCAKE & OTH SOLID RESIDUE W/N GROUND	KG	1,515,875	746,162
2306300000	SUNFLOWER SEED OILCAKE & OTH SOLID RESIDUE W/N GRD	KG	198,060	83,065
2306500000	COCONUT OR COPRA OILCAKE & SOLID RESIDUE W/NT GRND	KG	70,000	25,000
2306700000	CORN GERM OILCAKE OTHR SOLID RESIDUE WH/NOT GROUND	KG	1,073,334	122,632
2306900000	VEGETABLE OILCAKE & SOLID RESIDUE NESOI W/NT GRND	KG	100,806	40,422
2307000000	WINE LEES; ARGOL	KG	7,336	12,454
2308100000	ACORNS AND HORSE-CHESTNUTS USED FOR ANIMAL FEED	KG	58,630	20,000
2308908020	CITRUS PULP PELLETS OF A KIND USED IN ANIMAL FEED	T	296	146,090
2308909000	VEGETABLE MATRLS/WASTE/RESIDUE/BY-PRODUCTS NESOI	KG	13,213,533	3,086,452
2309100000	DOG AND CAT FOOD, PUT UP FOR RETAIL SALE	KG	15,321,272	10,418,506
2309901010	PET FOOD PUT UP FOR RETAIL SALE EX DOG & CAT FOOD	KG	9,941,593	4,834,121
2309901020	POULTRY FEEDS, PREPARED	T	3,501	865,402
2309901030	DAIRY CATTLE FEED, PREPARED	T	116	28,631
2309901040	LIVESTOCK FEED, PREPARED, NESOI	T	280	256,483
2309901050	MIXED FEEDS OR MIXED FEED INGREDIENTS, ANML, NESOI	T	14,381	4,697,378
2309903010	MILK REPLACER, OF A KIND USED IN ANIMAL FEEDING	KG	8	3,330
2309908500	PREPARATIONS USED IN ANIMAL FEEDING NESOI	KG	9,133,909	5,707,502
TOBACCO AND MANUFACTURED TOBACCO SUBSTITUTES..... TOTAL				54,861,156
2401102040	TOBACCO NOT STEM/STRIP OVER 35% WRAPPER TOB, NESOI	KG	360,351	2,278,955
2401105340	CIGAR BINDER TOBACCO, NOT STEM/STRIP <35% WRAPPER	KG	7,368	58,238
2401108020	VA FIRE/SUN-CURED TOB, NOT STEM/STRIP <35% WRAPPER	KG	747	4,113
2401109570	TOBACCO NESOI NOT STEM/STRIP, LESS THAN 35% WRPPR	KG	393,431	2,283,476
2401202040	TOBACCO NESOI STEM/STRIP NOT THRESHED OV 35% WRPPR	KG	64,528	368,683
2401205040	DARK-FIRED KY/TENN TOB STEM/STRIP NT THRESH <35%WR	KG	53,356	213,841
2401205592	TOB NESOI STEM/STRIP, NOT THRESHED <35% WRAPPR TOB	KG	60,128	330,090
2401206040	TOBACCO NESOI FROM CIGAR LEAF, THRESHED STEM/STRIP	KG	815,780	4,523,986
2401208080	TOBACCO NESOI, THRESHED, PARTLY/WHOLLY STEM/STRIP	KG	3,740,299	22,656,382
2401305000	TOBACCO STEMS	KG	17,438	161,302
2401309000	TOBACCO REFUSE, NESOI	KG	296,041	893,668
2402103030	SMALL CIGARS/CHEROOTS/CIGARILLOS WITH TOB <\$.15 EA	THS	1,707	152,787
2402107000	CIGAR/CHEROOT/CIGARILLO CONTAINING TOBACCO NESOI	THS	1,064	222,449
2402200000	CIGARETTES CONTAINING TOBACCO	THS	2,016,762	15,630,102
2402900000	CIGAR/CHEROOT/CIGARILLO/CIGS OF TOB SUBSTITS NESOI	THS	598	17,919
2403100020	PIPE TOBACCO, IN RETAIL-SIZED PACKAGES	KG	6,350	31,500
2403100040	SMOKING TOBACCO, EX/PIPE TOBACCO, RETAIL-SIZED PKG	KG	3,267	7,200
2403100060	SMOKING TOBACCO, NESOI	KG	916,478	4,183,373
2403910000	HOMOGENIZED OR RECONSTITUTED TOBACCO	KG	118,944	707,639
2403990065	PARTIALLY MANUFACTURED, BLENDED OR MIXED TOBACCO	KG	37,049	132,885
2403990070	MFG TOBACCO, SUBT, NESOI INCL EXTRACTS & ESSENCES	KG	1,185	2,568
MINERAL PRODUCTS..... TOTAL				194,773,370
SALT; SULFUR; EARTHS AND STONE; PLASTERING MATERIALS, LIME AND CEMENT..... TOTAL				33,994,967
2501000000	SALT INCL TABL A DENTRD, PURE SODM CHLOR, SEA WTR	T	196,333	9,497,063
2502000000	UNROASTED IRON PYRITES	T	86	11,768
2503000010	SULFUR, CRUDE OR UNREFINED	T	17,145	529,306
2504100000	NATURAL GRAPHITE IN POWDER OR IN FLAKES	KG	127,275	329,361
2504900000	NATURAL GRAPHITE EXCEPT POWDER OR FLAKES	KG	84,915	173,062
2505100000	SILICA SANDS AND QUARTZ SANDS, NATURAL	T	25,100	5,711,131
2505900000	SANDS, NATURAL, NESOI	T	44,582	2,462,593
2506100000	QUARTZ (OTHER THAN NATURAL SANDS)	T	44	13,365
2507000000	KAOLIN AND OTHER KAOLINIC CLAYS, INCL CALCINED	T	1,496	400,527
2508100000	BENTONITE, INCLUDING CALCINED	T	449	66,428
2508200000	DECOLORIZING EARTHS AND FULLER'S EARTH INCL CALCND	T	19	4,080
2508300000	FIRE CLAY INCLUDING CALCINED	T	1	3,910
2508400010	COMMON BLUE CLAY AND OTHER BALL CLAYS	T	174	50,000
2508400050	CLAYS, OTHER	T	2,806	1,291,359
2509000000	CHALK	KG	13,040	100,000
2511100000	NATURAL BARIUM SULFATE (BARYTES)	T	1	3,750
2512000000	SILICEOUS FSSL MLS A ERTHS W SPEC GRAV OF 1 O LSS	T	74	29,611
2513110000	PUMICE, CRUDE OR IN IRREG PCS INCL CRUSHED (ABRSVE	KG	9,427	11,920
2513190000	PUMICE, EXCEPT CRUDE OR CRUSHED, ABRASIVE	KG	1,510	9,832
2513201000	OTHER NATURAL ABRASIVES CRUDE OR IRREGULAR PIECES	KG	20,439	12,940
2513209000	OTHER NATURAL ABRASIVES, NOT CRUDE OR IN PIECES	KG	818	37,175

TABLE 1 - SHIPMENTS OF MERCHANDISE FROM THE UNITED STATES TO PUERTO RICO,  
BY COMMODITY: FISCAL YEAR 2000

COMM-CODE	COMMODITY AND UNIT OF QUANTITY		QUANTITY	VALUE-\$
2515110000	MARBLE AND TRAVERTINE, CRUDE OR ROUGHLY TRIMMED	T	12	5,348
2515120000	MARBLE AND TRAVERTINE CUT IN BLOCKS OR SLABS	T	113	181,098
2515200000	CALCRS MNMTL OR BLDG STONE NESOI; ALABASTER	T	99	152,721
2516110000	GRANITE, CRUDE OR ROUGHLY TRIMMED	T	43	17,819
2516120000	GRANITE, CUT INTO BLOCKS OR SLABS	T	67	28,377
2516900000	BASALT, PORPHYRY AND OTHER MNMTL OR BLDG STONE	T	37	61,363
2517100015	PEBBLES AND GRAVEL, CRUSHED OR BROKEN	T	615	113,382
2517100020	LIMESTONE (EXCPT PBBLS & GRAVL) CRUSHED OR BROKEN	T	101,893	4,813,736
2517100055	STONE, CRUSHED OR BROKEN, NESOI	T	1,064	1,008,755
2517410000	MARBLE GRANULES, CHIPPINGS AND POWDER	T	1,798	245,979
2517490000	STONE GRANULES, CHIPPINGS A PWDRS (EX MRBL) NESOI	T	2,241	148,005
2519100000	NATURAL MAGNESIUM CARBONATE	T	19	130,613
2519905000	MAGNESIUM OXIDES, OTHER	KG	25,446	12,100
2520100000	GYPNUM; ANHYDRITE	T	22	7,501
2520200000	PLASTERS CONSTNG OF CALCND GYPSUM OR CALCM SULFATE	T	2,416	1,033,183
2521000000	LMESTN FLUX; LMSTN A OTH CAL STO USD MFR LIME, CMT	T	762	568,003
2522300000	HYDRAULIC LIME	KG	16,642	5,811
2523100000	CEMENT CLINKERS	T	1,167	50,000
2523210000	WHITE PORTLAND CEMENT WHTHR OR NT ART COLORED	T	4,224	305,329
2523290000	PORTLAND CEMENT EXCEPT WHITE PORTLAND CEMENT	T	3,709	891,778
2523900000	HYDRAULIC CEMENT, OTHER, NESOI	T	10,782	1,469,022
2525100000	CRUDE MICA AND MICA RIFTED INTO SHEETS OR SPLTTNGS	KG	10,001	3,500
2525200000	MICA POWDER	KG	5,426	3,255
2526100000	NATURAL STEATITE AND TALC, NT CRSHD, NT PWDRD	KG	158,754	93,683
2526200000	NATURAL STEATITE AND TALC, CRUSHED OR POWDERED	T	2,118	1,356,822
2527000000	NATURAL CRYOLITE; NATURAL CHIOLITE	T	3	15,000
2529100000	FELDSPAR	T	1	3,704
2530100000	VERMICULITE, PERLITE AND CHLORITES, UNEXPANDED	KG	28,693	15,811
2530200000	KIESERITE, EPSOM SALTS (NATURAL MAGNESIUM SULFATE)	KG	547,866	357,332
2530900015	EARTH COLORS	KG	10	2,779
2530900060	OTHER MINERAL SUBSTANCES NESOI	KG	49,360	143,977
	ORES, SLAG, AND ASH..... TOTAL			826,698
2603000010	COPPER ORES AND CONCENTRATES, COPPER CONTENT	KG	7,271	2,785
2606000030	BAUXITE, CALCINED REFRACTORY GRADE	T	247	35,871
2606000090	ALUMINUM ORES A CONCENTRATES NOT CALCINED BAUXITE	T	8	11,700
2607000020	LEAD ORES AND CONCENTRATES, LEAD CONTENT	KG	19,644	15,000
2607000025	LEAD ORES & CONCENTRATES: PRECIOUS METAL CONTENT	GM	61,107	82,577
2607000045	LEAD ORES AND CONCENTRATES, OTHER METAL CONTENT	KG	853	3,068
2615903000	SYNTHETIC TANTALUM-NIOBIUM CONCENTRATES	KG	31,393	35,000
2615906060	TANTALUM ORES AND CONCENTRATES	KG	1,427	35,255
2616100045	SILVER ORES AND CONCENTRATES, OTHER METAL CONTENT	X		2,583
2616900040	PREC MTL ORES A CONCEN (EXC SLV):GOLD CONTENT	GM	911	9,100
2616900070	PREC MTL ORE A CON NESOI: OTHER METAL CONTENT	X		529,126
2617100000	ANTIMONY ORES AND CONCENTRATES	KG	2,985	18,121
2619000000	SLAG, DROSS, SCALINGS A OTH WASTE FRM MANU IRN/STL	KG	1,207	13,843
2620190000	ASH AND RESIDUES, MAINLY ZINC EXC HARD ZINC SPLTER	CKG	17,772	16,456
2620300000	ASH AND RESIDUES CONTAINING MAINLY COPPER	CKG	6,644	9,500
2620400000	ASH AND RESIDUES CONTAINING MAINLY ALUMINUM	KG	10	3,406
2621000000	OTHER ASH AND SLAG, INCLUDING SEAWEED ASH (KELP)	T	5	3,307
	MINERALS FUELS, MINERAL OILS AND PRODUCTS OF THEIR DISTILLATION; BITUMINOUS SUBSTANCES; MINERAL WAXES..... TOTAL			159,951,705
2701110000	ANTHRACITE COAL, NOT AGGLOMERATED	T	3,648	163,250
2701200000	BRIQUETTES, OVOIDS, SIMILAR SOLID FUELS FORM COAL	T	16,750	2,628,860
2703000000	PEAT (INCLUDING PEAT LITTER), INCL AGGLOMRD	T	276	156,241
2704000050	COKE/SEMIKOKE OF LIGNITE OR PEAT; RETORT CARBON	T	58	200,000
2706000000	MINERAL TARS, INCLUDING RECONSTITUTED TARS	L	32,658	5,878
2707200000	TOLUENE	L	509,761	365,409
2707300060	OTHER XYLENES NESOI (EXCEPT O- OR P-XYLENE	L	3,622,046	711,467
2707400000	NAPHTHALENE	L	128,990	43,856
2707602000	OTHER PHENOLS	KG	17,547	100,000
2707995090	OTH OLS A PRDCTS OF CL TR DS A SM W AROM OUTW NONA	KG	1,511	12,550
2709001000	CRUDE PETROLEUM TESTING UNDER 25 DEGREES API	X		33,882
2709002000	CRUDE PETROLEUM TESTING 25 DEGREES API OR MORE	X		22,610
2710000505	NO 4 FUEL OIL UN 25 DEG API NT OVER 0.05 PCT SULFR	BBL	1,863	57,812

TABLE 1 - SHIPMENTS OF MERCHANDISE FROM THE UNITED STATES TO PUERTO RICO,  
BY COMMODITY: FISCAL YEAR 2000

COMM-CODE	COMMODITY AND UNIT OF QUANTITY	QUANTITY	VALUE-\$
2710000515	NO 4 FUEL OIL UN 25 DEG API, OVER 0.05 PCT SULFUR	BBL 6,324	85,371
2710000550	OTHER FUEL OILS UNDER 25 DEGREES API NESOI	BBL 254,481	5,909,643
2710001005	LT FUEL OIL 25 DEG API A OVER NT OVR .05 PCT SULFR	BBL 219,956	7,647,488
2710001007	LT FUEL OIL 25 DEG API A OVER, OVER 0.05 PCT SULFR	BBL 102,613	733,021
2710001050	HEAVY FUEL OILS 25 DEGREES API OR MORE	BBL 974	29,232
2710001510	LEADED GASOLINE	BBL 44,686	1,492,231
2710001514	UNLEADED GASOLINE, REFORMULATED	BBL 20,000	789,600
2710001516	UNLEADED GASOLINE, OXYGENATED	BBL 85,000	3,462,900
2710001518	UNLEADED GASOLINE, OTHER	BBL 715,803	18,114,681
2710001520	JET MOTOR FUEL, NAPHTHA-TYPE	BBL 710	21,569
2710001550	OTHER MOTOR FUELS NESOI	BBL 6,194,036	71,868,941
2710001800	MOTOR FUEL BLENDING STOCK	BBL 113	2,770
2710002000	KEROSENE, EXC MOTOR FUEL OR BLENDING STOCK	BBL 9,753	195,600
2710002500	NAPHTHAS, EXC MOTOR FUEL OR BLENDING STOCK	BBL 103,807	2,899,164
2710003010	AVIATION ENGINE LUBRICATING OILS	BBL 1,689	214,669
2710003020	AUTOMTVE, DSL OR MRNE ENGNE LUB OILS	BBL 176,405	9,199,722
2710003030	TURBINE LUBRICATING OIL, INCLUDING MARINE	BBL 5,770	746,228
2710003040	AUTOMOTIVE GEAR OILS	BBL 1,190	163,304
2710003050	STEAM CYLINDER OILS	BBL 58,145	1,082,471
2710003070	QUENCHING OR CUTTING OILS	BBL 322	40,067
2710003080	OTHER LUBRICATING OILS (EXCEPT GREASES)	BBL 21,202	2,917,089
2710003700	GREASES, LUBRICATING, WITH OR W/OUT ADDITIVES	BBL 13,965	1,125,325
2710005030	WHITE MINERAL OIL, MEDICINAL GRADE	BBL 513	95,907
2710005040	WHITE MINERAL OIL, NOT MEDICINAL GRADE	BBL 2,083	218,389
2710005045	INSULATING OR TRANSFORMER OILS	BBL 2,036	365,895
2710005060	OTH PET OILS & OILS FRM BITUM MNRL,NT CRUDE, NESOI	X	18,640,243
2711110000	NATURAL GAS, LIQUEFIED	KM3 10,626	284,769
2711120000	PROPANE, LIQUEFIED	BBL 42,908	963,063
2711130000	BUTANES, LIQUEFIED	BBL 6,666	100,000
2711140000	ETHYLENE, PROPYLENE, BUTYLENE AND BUTADIENE LIQIFI	KG 49,297	89,016
2711190000	PET GASES A OTH GAS HYDCRBNS LIQ NESOI	X	980,547
2711210000	NATURAL GAS, GASEOUS	KM3 1,604	103,633
2711290000	PETROL GAS A OTH GAS HYDROCARBONS,GASEOUS, NESOI	X	336,341
2712100000	PETROLEUM JELLY	KG 347,099	275,022
2712200000	PARAFFIN WAX LESS THAN 0.75 PERCENT OIL	KG 111,463	148,836
2712900000	OTHER MINERAL WAXES, NESOI	KG 67,914	113,917
2713120000	PETROLEUM COKE, CALCINED	T 8	2,835
2713900000	OTH RES OF PET OILS OR BITUMIN OILS	T 38	73,194
2714900000	BITUMEN A ASPHALT, ASPHALTITES AND ASPHALTIC ROCKS	T 198	99,210
2715000000	BIT MIX FR NAT ASPH, NAT BIT,PET BIT,MIN TAR OR PT	T 1,526	3,817,987
PRODUCTS OF THE CHEMICAL OR ALLIED INDUSTRIES..... TOTAL			3,159,459,182
INORGANIC CHEMICALS; ORGANIC OR INORGANIC COMPOUNDS OF PRECIOUS METALS, OF RARE-EARTH METALS, OF RADIOACTIVE ELEMENTS OR OF ISOTOPES..... TOTAL			90,929,180
2801100000	CHLORINE	KG 19,879,797	5,930,033
2801200000	IODINE	KG 10,306	102,667
2801301000	FLORINE	KG 605	37,232
2801302000	BROMINE	KG 40,000	390,000
2803000010	CARBON BLACK	KG 7,007	20,386
2803000050	OTHER FORMS OF CARBON NESOI	KG 29,754	104,758
2804100000	HYDROGEN	KM3 342	6,875
2804210000	ARGON	KM3 607	46,068
2804290010	HELIUM	KM3 389	764,442
2804290050	OTHER RARE GASES	KM3 1,561	102,667
2804300000	NITROGEN	KM3 1,020	164,836
2804400000	OXYGEN	KM3 1,184	358,831
2804610000	SILICON CONTAIN BY WT NT < 99.99% OF SILICON	KG 35,212	3,005,973
2804691000	SILICON BETWEEN 99.99 PERCENT AND 99 PERCENT PURE	KG 15,299	64,131
2804695000	SILICON LESS THAN 99 PERCENT PURE	KG 175,407	243,262
2804800000	ARSENIC	KG 303	29,000
2804900000	SELENIUM	KG 197	3,053
2805110000	SODIUM	KG 167,339	365,217
2805190000	ALKALI METALS EXCEPT SODIUM	KG 10,808	103,278
2805210000	CALCIUM	KG 80,688	163,600



TABLE 1 - SHIPMENTS OF MERCHANDISE FROM THE UNITED STATES TO PUERTO RICO,  
BY COMMODITY: FISCAL YEAR 2000

COMM-CODE	COMMODITY AND UNIT OF QUANTITY		QUANTITY	VALUE-\$
2805300000	RARE EARTH METAL,WHETTER/NT INTERMIX/INTERALLOYED	KG	22,023	64,139
2806100000	HYDROGEN CHLORIDE (HYDROCHLORIC ACID)	T	4,413	1,935,429
2806200000	CHLOROSULFURIC ACID	KG	213,889	126,520
2807000000	SULFURIC ACID AND OLEUM	T	957	607,802
2808000000	NITRIC ACID AND SULFONITRIC ACIDS	KG	300,206	108,828
2809200030	PHOSPHORIC ACID OTHER THAN FERTILIZER GRADE	T	146	235,866
2809200040	POLYPHOSPHORIC ACIDS	T	66	64,149
2811110000	HYDROGEN FLUORIDE (HYDROFLUORIC ACID)	KG	4,863	15,312
2811190000	OTHER INORGANIC ACIDS, NESOI	KG	280,974	648,040
2811210000	CARBON DIOXIDE	T	284	720,341
2811220000	SILICON DIOXIDE	KG	496,959	1,526,311
2811230000	SULFUR DIOXIDE	KG	27,715	39,307
2811290000	INORGANIC OXYGEN COMPOUNDS OF NONMETALS, NESOI	KG	351,709	831,175
2812105010	PHOSPHORUS OXYCHLORIDE AND TRICHLORIDE	KG	163,114	312,239
2812105050	OTHER CHLORIDES AND CHLORIDE OXIDES OF NONMETALS	KG	49,985	83,865
2812900000	HALIDES & HALIDE OXIDES OF NONMETALS, NESOI	KG	20,866	25,000
2813906000	SULFIDE NONMETAL, COMMERCIAL PHOSP TRISULFID,NESOI	KG	367	8,065
2814200000	AMMONIA IN AQUEOUS SOLUTION	T	88	69,244
2815110000	SOLID SODIUM HYDROXIDE (CAUSTIC SODA)	KG	294,750	364,697
2815120000	SODIUM HYDROXIDE IN AQUEOUS SOLUTION	KG	38,520,419	4,321,354
2815200050	POTASSIUM HYDROXIDE (CAUSTIC POTASH), SOLID	KG	491,022	312,126
2815200090	POTASSIUM HYDROXIDE (CAUSTIC POTASH), EXCEPT SOLID	KG	1,470,110	1,320,255
2815300000	PEROXIDES OF SODIUM OR POTASSIUM	KG	140,856	176,875
2816100000	MAGNESIUM HYDROXIDE AND MAGNESIUM PEROXIDE	KG	439,013	697,650
2816200000	STRONTIUM OXIDE, HYDROXIDE AND PEROXIDES	KG	7,353	4,044
2816300000	BARIUM OXIDES, HYDROXIDES AND PEROXIDES	KG	10,623	223,967
2817000000	ZINC OXIDE AND ZINC PEROXIDE	KG	107,254	348,982
2818200000	ALUMINUM OXIDE, EXCEPT ARTIFICIAL CORUNDUM, NESOI	KG	118,257	50,774
2818300000	ALUMINUM HYDROXIDE	KG	5,274,202	2,116,442
2819100000	CHROMIUM TRIOXIDE	KG	16,668	82,000
2819900000	CHROMIUM OXIDE & HYDRIDE, EXC CHROM TRIOXIDE, NESOI	KG	20,865	30,000
2821100005	SYNTHETIC PIGMENTS OF IRON OXIDES AND HYDROXIDES	KG	106,222	163,847
2821100050	IRON OXIDES AND HYDROXIDES, NESOI	KG	22,898	42,566
2822000000	COBALT OXIDE & HYDROXIDE; COMMERCIAL COBALT OXIDES	KG	123	15,286
2823000000	TITANIUM OXIDES	KG	403,705	834,962
2824100000	LEAD MONOXIDE (LITHARGE, MASSICOT)	KG	19,099	15,510
2824900000	LEAD OXIDES, NESOI	KG	1,686	7,920
2825100000	HYDRAZINE & HYDROXYLAMINE & THEIR INORGANIC SALTS	KG	104,733	113,737
2825200000	LITHIUM OXIDE AND HYDROXIDE	KG	49	12,414
2825500000	COPPER OXIDES AND HYDROXIDES	KG	3,236	11,000
2825800000	ANTIMONY OXIDES	KG	28,793	167,580
2825900000	INORGANIC BASE; METAL OXIDES, & PEROXIDES, NESOI	KG	20,316	54,039
2826110000	FLOURIDES OF AMMONIUM OR OF SODIUM	KG	2,444	19,690
2826190080	FLUORIDES, NESOI	KG	2,815	142,700
2826300000	SODIUM HEXAFLUOROALUMINATE (SYNTHETIC CRYOLITE)	T	19	5,987
2826900000	FLUOROALUMINATE & OTHER FLUORINE SALTS, NESOI	KG	18,658	802,589
2827100000	AMMONIUM CHLORIDE	KG	138,428	89,030
2827200000	CALCIUM CHLORIDE	KG	4,747,779	2,532,536
2827310000	MAGNESIUM CHLORIDE	KG	8,287	66,528
2827320000	ALUMINUM CHLORIDE	KG	165,979	53,916
2827330000	IRON CHLORIDE	KG	146,536	46,856
2827380000	BARIUM CHLORIDE	KG	62,891	195,000
2827392500	TIN CHLORIDE	KG	261	7,964
2827399050	OTHER CHLORIDES, NESOI	KG	184,351	833,098
2827410000	CALORIDE OXIDES AND CALORIDE HYDROXIDES OF COPPER	KG	4,430	13,288
2827490000	CHLORIDE OXIDES AND CHLORIDE HYDROXIDES, NESOI	KG	2,995,280	1,933,816
2827590000	OTHER BROMIDES AND BROMIDE OXIDES, NESOI	KG	1	3,073
2827606000	IODIDES AND IODIDE OXIDES, NESOI	KG	13,512	107,524
2828100000	COMMERCIAL CALCIUM HYPOCHLORITE	KG	763,873	1,116,901
2828900000	HYPOCHLORITES, CHLORITES, AND HYPOBROMITES, NESOI	KG	306,436	1,040,407
2829110000	SODIUM CHLORATE	KG	48,484	155,236
2829190000	CHLORATES, EXCEPT SODIUM CHLORATE, NESOI	KG	8,443	30,000
2829900000	PERCHLORATE; BROMATE, PERBROMATE; IODATE, PERIODATE	KG	22,770	39,200
2830100000	SODIUM SULFIDES	KG	70,468	15,500
2830202000	ZINC SULFIDE, NESOI	KG	9,647	11,576
2830900000	SULFIDES AND POLYSULFIDES, NESOI	KG	21,478	21,485
2831101000	SODIUM FORMALDEHYDE SULFOXYLATE	KG	63,501	82,660
2831105000	DITHIONITES AND SULFOXYLATES OF SODIUM, NESOI	KG	11,216,767	14,207,120
2831900000	DITHIONITES & SULFOXYLATE, EXC OF SODIUM, NESOI	KG	81,122	146,105

TABLE 1 - SHIPMENTS OF MERCHANDISE FROM THE UNITED STATES TO PUERTO RICO,  
BY COMMODITY: FISCAL YEAR 2000

COMM-CODE	COMMODITY AND UNIT OF QUANTITY		QUANTITY	VALUE-\$
2832100000	SODIUM SULFITES	KG	111,851	144,676
2832200000	OTHER SULFITES, EXCEPT SODIUM SULFITES, NESOI	KG	17,459	25,000
2833111000	SALT CAKE OF DISODIUM SULFATE	T	13	7,500
2833115000	DISODIUM SULFATE, EXCEPT SALT CAKE, NESOI	KG	19,895	8,500
2833190000	SODIUM SULFATES, EXCEPT DISODIUM SULFATES, NESOI	KG	33,739	11,471
2833220000	ALUMINUM SULFATE	KG	20,280	6,000
2833260000	ZINC SULFATE	KG	263,944	109,458
2833270000	BARIUM SULFATE	KG	19,610	50,000
2833290000	OTHER SULFATES, NESOI	KG	209,636	176,978
2833400000	PEROXOSULFATES (PERSULFATES)	KG	963,856	1,719,557
2834100000	NITRITES	KG	42,670	207,889
2834210000	POTASSIUM NITRATES	T	117	119,500
2834290000	OTHER NITRITES, AND NITRATES, NESOI	KG	1,293,388	1,012,160
2835100000	PHOSPHINATES (HYPOPHOSPHITES) & PHOSPHONATES	KG	92,067	214,880
2835220000	MONO- OR DISODIUM PHOSPHATES	KG	115,141	160,950
2835230000	TRISODIUM PHOSPHATE	KG	1,572	3,923
2835240000	POTASSIUM PHOSPHATE	KG	19,409	53,215
2835250000	CALCIUM HYDROGENORTHOPHOSPHATE (DICALC PHOSPHATE)	KG	927,913	1,263,835
2835260000	OTHER PHOSPHATES OF CALCIUM, NESOI	KG	1,561,269	457,742
2835299050	PHOSPHATES, NESOI	KG	104,537	1,205,464
2835310000	SODIUM TRIPHOSPHATES (SODIUM TRIPOLYPHOSPHATE)	KG	423,943	298,222
2835390000	POLYPHOSPHATES, NESOI	KG	1,905	2,940
2836200000	DISODIUM CARBONATE	KG	17,295,935	2,283,425
2836300000	SODIUM HYDROGENCARBONATE (SODIUM BICARBONATE)	KG	1,172,026	532,425
2836400000	POTASSIUM CARBONATES	KG	211,570	163,373
2836500000	CALCIUM CARBONATE	KG	2,582,500	1,083,072
2836999050	PEROXOCARBONATES (PERCARBONATES), NESOI	KG	19,958	6,961
2837110000	CYANIDES AND CYANIDE OXIDES OF SODIUM	KG	134	18,840
2837190010	POTASSIUM CYANIDE	KG	2,702	15,337
2837190020	OTHER CYANIDES AND CYANIDE OXIDES, NESOI	KG	1,390	285,788
2837200000	COMPLEX CYANIDES	KG	250	8,237
2838000000	FULMINATES, CYANATES AND THIOCYANATES	KG	24,627	52,443
2839110000	SODIUM METASILICATES	KG	81,254	192,922
2839190000	SILICATE OF SODIUM, EXC SODIUM METASILICATE, NESOI	KG	447,535	170,140
2839200000	SILICATE; COMM ALKALI METAL SILICATE, OF POTASSIUM	KG	18,610	96,194
2839900000	SILICATE; COMMERCIAL ALKALI METAL SILICATES, NESOI	KG	34,546	144,643
2840110000	ANHYDROUS DISODIUM TETRABORATE (REFINED BORAX)	KG	1,867	3,750
2840200000	OTHER BORATES, NESOI	KG	12,486	21,562
2841100000	ALUMINATES	KG	1,197,746	1,974,925
2841610000	POTASSIUM PERMANGANATE	KG	18,239	47,958
2842100000	DOUBLE OR COMPLEX SILICATES	KG	14	23,980
2842900000	SALT OF INORGANIC ACID/PEROXOACID, EXC AZIDE, NESOI	KG	158	25,099
2843100000	COLLOIDAL PRECIOUS METALS	GM	643,840	12,859,205
2843210000	SILVER NITRATE	KG	72	13,608
2843290000	SILVER COMPOUNDS, EXCEPT SILVER NITRATE, NESOI	KG	335	85,754
2843300000	GOLD COMPOUNDS	KG	420	1,020,482
2843900000	ORGANIC COMPOUND PRECIOUS METAL; AMALGRAMS, NESOI	KG	71,465	3,503,457
2844105000	ALLOYS, DISPERSIONS & CERAMIC PRODUCTS, NESOI	KG	2,745	19,614
2844400010	ELEMENT, ISOTOPE & COMPOUND W/ RADIOACTIVITY ONLY	GBQ	12,517	106,366
2844400020	RADIOACT ELEMENT, ISOTOPE & COMPOUND, NESOI	MBQ	6,363	127,177
2844400050	ALLOYS, DISPERSIONS; RADIOACTIVE RESIDUES, NESOI	X		318,411
2844500000	SPENT FUEL ELEMENT (CARTRIDGE) OF NUCLEAR REATORS	KG	17,586	105,781
2845900000	ISOTOPE EXC HDG 2844; COMPOUND INORGAN/ORGAN, NESOI	KG	7,332	77,015
2846900000	COMPOUNDS, INORGAN/ORGAN, RARE-EARTH METALS, NESOI	KG	182,523	273,256
2847000000	HYDROGEN PEROXIDE, WHETHER/NOT SOLIDIFIED W/ UREA	KG	409,813	343,869
2849901000	CARBIDES, CHEM DEFINED/NOT, OF BORON	KG	34	13,323
2849903000	CARBIDES, CHEM DEFINED/NOT, OF TUNGSTEN	CKG	156	3,540
2849906000	CARBIDES, WHETHER OR NOT CHEMICALLY DEFINED, NESOI	KG	16,554	58,726
2850000000	HYDRIDES & NITRIDES, CHEMICALLY DEFINED/NT, NESOI	KG	65	2,767
2851000000	OTHER INORGANIC COMPOUNDS; LIQ AIR; AMALGAMS, NESOI	X		2,950,142
	ORGANIC CHEMICALS.....	TOTAL		586,292,164
2901101000	ETHANE AND BUTANE	KG	19,482	156,000
2901106000	SAT ACYC HYDROCRBNS (EXCL ETHANE AND BUTANE)	KG	17,036	81,845
2901210000	ETHYLENE (ETHENE)	KG	59,505	92,663
2901220000	PROPENE (PROPYLENE)	KG	138,344	73,329
2901243000	ISOPRENE	KG	2,836	3,750
2901291010	UNSAT LIN A OLFNS (C6-C30)UNMXED FR PETRO,SHAL ETC	KG	9,449	30,000

TABLE 1 - SHIPMENTS OF MERCHANDISE FROM THE UNITED STATES TO PUERTO RICO,  
BY COMMODITY: FISCAL YEAR 2000

COMM-CODE	COMMODITY AND UNIT OF QUANTITY		QUANTITY	VALUE-\$
2901296000	UNSATURATED ACYCLIC HYDROCARBONS NESOI	KG	252,378	81,827
2902110000	CYCLOHEXANE	KG	1,160,827	1,474,669
2902190000	CYCLANES, CYCLENES AND CYCLOTERPENES NESOI	KG	199,879	95,750
2902300000	TOLUENE	L	1,306,276	1,104,200
2902410000	ORTHO-XYLENE	L	454,200	150,000
2902440000	MIXED XYLENE ISOMERS	L	23,250	10,000
2902500000	STYRENE	KG	407,628	422,151
2902600000	ETHYLBENZENE	KG	17,007	10,000
2902903010	DODECYLBENZENE	KG	499,013	382,590
2902903050	OTHER ALKYL AND POLYALKYL BENZENES	KG	11,754	496,443
2902909500	CYCLIC HYDROCARBONS NESOI	KG	4,321	13,752
2903110010	CHLOROMETHANE (METHYL CHLORIDE)	KG	6,962	2,916
2903110020	CHLOROETHANE (ETHYL CHLORIDE)	KG	207,520	304,799
2903120000	DICHLOROMETHANE (METHYLENE CHLORIDE)	KG	6,164,183	3,851,910
2903130000	CHLOROFORM	KG	185,874	116,201
2903140000	CARBON TETRACHLORIDE	KG	8,632	2,664
2903191000	HEXACHLOROETHANE AND TETRACHLOROETHANE	KG	13,887	56,615
2903196050	OTHER SAT CHLORINATED DERIV OF ACYCL HYDROCARBONS	KG	19,212	41,364
2903290000	TETRACHLOROETHYLENE (PERCHLOROETHYLENE)	KG	175,939	88,132
2903290000	OTHER UNSAT CHLORINTED DERIV OF ACYLC HYDROCARBONS	KG	3,124	17,800
2903301520	METHYL BROMIDE (BROMOMETHANE)	KG	1,247	7,149
2903301550	ACETYLENE TETRABROMIDE; ALKYL BROMIDES ETC.	KG	175,090	54,506
2903302010	FLUORINATED HYDROCARBONS	KG	292,496	994,886
2903302050	OTHER FLUOR, BROMIN OR IODIN DERIV OF ACYLC HYDCAR	KG	27,810	136,603
2903410000	TRICHLOROFUOROMETHANE (CFC-11)	KG	47,187	386,002
2903420000	DICHLORODIFLUOROMETHANE (CFC-12)	KG	27,218	242,788
2903430000	TRICHLOROTRIFLUOROETHANE (CFC-113) ETC.	KG	32,889	44,472
2903440000	DICHLOROTETRAFLUOROETHAN(CFC-114)&CHLOROPE(CFC-115	KG	77,238	313,259
2903450000	OTHER DERIV PERHALOGENATED W FLUORINE & CHLORINE	KG	27,997	88,687
2903460000	BROMOCHLORODIFLUOROMETHANE (HALON 1211) ETC.	KG	2,209	9,948
2903499010	CHLORODIFLUOROMETHANE (CFC-22 SERIES)	KG	228,717	606,991
2903499060	DERIV ACYCLIC HYDCARB CONT TWO OR MORE HALOGENS	KG	23,537	93,976
2903690000	HALOGENTD DERIV OF AROM HYDROCARBONS NESOI	KG	36,732	143,809
2904100000	HYDROCARBON DERIV CONT ONLY SULFO GROUPS, ETC	KG	24,223	188,447
2904206000	HYDROCARBON DERIV CONT ONLY NITRO OR NITROSO ETC	KG	41,441	304,228
2904900000	SULFONATED, NITRATED ETC OF HYDROCARBONS ETC	KG	8	14,027
2905110000	METHANOL (METHYL ALCOHOL)	L	14,690,736	6,271,908
2905120010	PROPAN-1-OL	KG	223,784	70,878
2905120050	PROPAN-2-OL	KG	3,868,295	7,003,572
2905130000	BUTAN-1-OL (N-BUTYL ALCOHOL)	KG	391,122	375,607
2905141000	TERT-BUTYL ALCOHOL, PURITY LESS THAN 99% BY WEIGHT	KG	2,604	13,810
2905145010	2-METHYLPROPAN-1-OL (ISOBUTYL ALCOHOL)	KG	132,698	22,818
2905145050	OTHER BUTANOLS, NESOI	KG	18,452	22,800
2905150000	PENTANOL (AMYL ALCOHOL) AND ISOMERS THEREOF	KG	20,866	42,420
2905160050	OCTANOLS AND ISOMERS (EXC ETHYLHEXAN-1-OL)	KG	1,004,621	1,614,813
2905170000	LAURYL ALCOHOL, CETYL ALCOHOL AND STEARYL ALCOHOL	KG	48,966	111,784
2905190020	HEXYL ALCOHOL AND ISOMERS THEREOF	KG	97,731	163,454
2905190060	SATURATED ACYC MONOHYD ALCHLS AND THEIR DERIV ETC	KG	75,778	90,327
2905299000	OTHER UNSATURATED ACYCLIC MONOHYDRIC ALCOHOLS,NESO	KG	24,345	221,178
2905310000	ETHYLENE GLYCOL (ETHANEDIOL)	KG	482,615	336,352
2905320000	PROPYLENE GLYCOL (PROPANE-1,2-DIOL)	KG	935,574	1,726,795
2905390000	ACYCLIC DIHYDRIC ALCOHOLS NESOI	KG	30,318	26,064
2905410000	2-ETHYL-2-(HYDROXYMETHYL)PROPANE-1,3-DIOL	KG	44,303	51,480
2905430000	MANNITOL	KG	451,176	1,840,294
2905440000	D-GLUCITOL (SORBITOL)	KG	8,267,893	10,093,404
2905450000	GLYCEROL	KG	1,214,626	2,134,599
2905490000	ACYCLIC POLYHYDRIC ALCOHOLS NESOI	KG	501,556	897,383
2905500000	HALO, SULFO, NITRO OR NITROSO DER OF ACYC ALCOHOLS	KG	104,748	128,492
2906110000	MENTHOL	KG	12,374	126,150
2906120000	CYCLOHEXANOL, METHYL AND DIMETHYL CYCLOHEXANOLS	KG	44,716	59,130
2906191000	4,4'-ISOPROPYLIDENEDICYCLOHEXANOL; & MIX ETC	KG	142,360	135,920
2906195000	OTHER CYCLANIC, ETC ALCOHOLS AND SULFO, ETC DERIV	KG	19,441	24,823
2906210000	BENZYL ALCOHOL	KG	2,893	54,138
2906290000	AROMATIC ALCOHOLS AND THEIR HALO ETC DER NESOI	KG	44,286	789,524
2907130000	OCTYLPHENOL, NONYLPHENOL INCL ISOMERS AND SALTS	KG	41,514	38,270
2907190000	MONOPHENOLS NOT ELSEWHERE SPECIFIED OR INCLUDED	KG	3,098	28,496
2907210000	RESORCINOL AND ITS SALTS	KG	8,586	36,486
2907230000	BISPHENOL A, DIPHENYLOLPROPANE) AND ITS SALTS	KG	61,432	509,613
2907292500	TERT-BUTYLHYDROQUINONE	KG	13,511	167,500

TABLE 1 - SHIPMENTS OF MERCHANDISE FROM THE UNITED STATES TO PUERTO RICO,  
BY COMMODITY: FISCAL YEAR 2000

COMM-CODE	COMMODITY AND UNIT OF QUANTITY		QUANTITY	VALUE-\$
2907299000	OTHER POLYPHENOLS	KG	57,838	314,474
2907300000	PHENOL-ALCOHOLS	KG	14,313	83,393
2908107050	OTHER DERIV CONT ONLY HALOGEN SUBSTITUT & THER SALT	KG	123	4,303
2908900000	HALO, SULFO, NITRAT DER OF PHENOL ETC NESOI	KG	9,795	18,843
2909110000	DIETHYL ETHER	KG	13,756	92,136
2909191400	METHYL TERTIARY-BUTYL ETHER (MTBE)	KG	65,057,598	19,902,655
2909191800	ETHERS OF MONOHYDRIC ALCOHOLS, NESOI	KG	272	5,828
2909193000	TRIETHYLENE GLYCOL DICHLORIDE	KG	7,420,622	2,170,292
2909300000	AROMATIC ETHERS AND THEIR HALO, SULFO ETC DERIV	KG	214	7,450
2909410000	2,2-OXYDIETHANOL (DIETHYLENE GLYCOL, DIGOL)	KG	15,066	16,853
2909420000	MONOMETHYL ETHERS OF MONO OR DI-ETHYLENE GLYCOLS	KG	69,041	77,904
2909430000	MONOBUTYL ETHERS OF MONO OR DI-ETHYLENE GLYCOLS	KG	423,252	734,990
2909440000	OTHER MONOALKYL ETHERS OF MONO OR DI-ETHYLENE GLYC	KG	97,820	272,975
2909490000	ETHER-ALCOHOLS AND THEIR HALO ETC DERIV NESOI	KG	579,182	2,413,300
2909600000	ALCOHOL PEROXIDES, ETHER PEROX, KETONE PEROX ETC	KG	14,739	53,615
2910100000	OXIRANE (ETHYLENE OXIDE)	KG	276,569	550,335
2910200000	METHYLOXIRANE (PROPYLENE OXIDE)	KG	47,519	178,000
2910300000	1-CHLORO-2,3-EPOXYPROPANE (EPICHLOROHYDRIN)	KG	12,629	38,992
2910900000	EPOXIDES, EPOXYALCOHOLS ETC WITH 3-MEMBER RING ETC	KG	1,773	12,945
2911005000	ACETALS & HEMIACETALS, WITH OR W/O OTH OXY FUNC, NES	KG	1,448	74,440
2912110000	METHANAL (FORMALDEHYDE)	KG	926,598	249,162
2912120000	ETHANAL (ACETALDEHYDE)	KG	1,996,076	1,846,607
2912190000	ACYCLIC ALDEHYDES WITHOUT OTHER OXY FUNC NESOI	KG	7,203	34,740
2912210000	BENZALDEHYDE	KG	1,282,501	2,529,968
2912300000	ALDEHYDE-ALCOHOLS	KG	7,436	28,674
2912410000	VANILLIN (4-HYDROXY-3-METHOXYBENZALDEHYDE)	KG	117,140	1,475,186
2912420000	ETHYLVANILLIN (3-ETHOXY-4-HYDROXY-BENZALDEHYDE)	KG	20,537	250,378
2912600000	PARAFORMALDEHYDE	KG	77,830	61,491
2913000000	HALOGENATED, SULFONATED ETC DER OF PROD OF HD 2912	KG	7,480	43,384
2914110000	ACETONE (PROPANONE)	KG	4,165,506	2,928,459
2914120000	BUTANONE	KG	225,688	162,200
2914130000	4-METHYLPENTAN-2-ONE (METHYL ISOBUTYL KETONE)	KG	229,042	200,761
2914190000	OTHER ACYCLIC KETONES WITHOUT OTHER OXYGEN FUNCTN	KG	19,955	10,000
2914210000	CAMPHOR (2-CAMPHANONE)	KG	73,520	34,848
2914221000	CYCLOHEXNONE	KG	7,252	28,096
2914222000	METHYLCYCLOHEXANONES	KG	13,001	15,372
2914391000	7-ACETYL-1,1,3,4,4,6-HEXAMEHTYLTETRAHYDRONAPHTHALE	KG	106,256	132,535
2914399000	AROMATIC KETONES W OUT OTHER OXYGEN FUNCTION, NESOI	KG	3,232	18,312
2914401000	4-HYDROXY-4-METHYLPENTAN-2-ONE (DIACETONE ALCOHOL)	KG	9,459	57,889
2914409000	OTHER KETONE-ALCOHOLS AND KETONE-ALDEHYDES, NESOI	KG	33,427	135,377
2914500000	KETONE-PHENOLS AND KETONES WITH OTHER OXYGEN FUNCT	KG	23,012	97,913
2914691000	QUINONE PHOTOGRAPHIC CHEMICALS	KG	741,263	2,160,322
2914692000	QUINONE DRUGS	KG	923	422,016
2914696000	1,4-DIHYDROXYANTHRAQUINONE; & 2-ETHYLANTHRAQUINONE	KG	18,101	79,457
2914699000	OTHER QUINONES	KG	10,968	38,691
2915120000	SALTS OF FORMIC ACID	KG	54,861	125,753
2915210000	ACETIC ACID	KG	699,775	479,742
2915240000	ACETIC ANHYDRIDE	KG	33,248	30,776
2915290000	OTHER SALTS OF ACETIC ACID	KG	28,275	51,910
2915310000	ETHYL ACETATE	KG	5,569,086	4,985,241
2915320000	VINYL ACETATE	KG	4,715,102	1,670,861
2915330000	NORMAL BUTYL ACETATE	KG	500,559	405,845
2915340000	ISOBUTYL ACETATE	KG	62,371	58,933
2915350000	2-ETHOXYETHYL ACETATE	KG	29,938	58,683
2915391000	BENZYL ACETATE	KG	181,036	300,110
2915394510	NORMAL-PROPYL ACETATE	KG	264,823	358,174
2915399050	ESTERS OF ACETIC ACID NESOI	KG	420,460	1,352,066
2915400000	MONO-, DI- OR TRICHLOROACETIC ACIDS, THEIR DERIV	KG	22,373	68,100
2915501000	PROPIONIC ACID	KG	32,206	24,917
2915503000	OTHER SALTS AND ESTERS OF PROPIONIC ACID	KG	445,588	687,956
2915600000	BUTYRIC ACID, VALERIC ACID, THEIR SALTS AND ESTERS	KG	1	2,910
2915700000	PALMITIC ACID, STEARIC ACID, THEIR SALTS AND ESTRS	KG	56,895	386,894
2915900000	SAT ACYCLIC MONOCARBOXY ACIDS AND DERIV NESOI	KG	202,377	1,338,030
2916110000	ACRYLIC ACID AND ITS SALTS	KG	5,459	72,340
2916125020	METHYL ACRYLATE	KG	27,003	66,142
2916125030	BUTYL ACRYLATE	KG	979,190	1,107,680
2916125040	2-ETHYL-1-HEXYL ACRYLATE	KG	36,433	42,730
2916126000	ESTERS OF ACRYLIC ACID NESOI	KG	2,083	59,481
2916130000	METHACRYLIC ACID AND ITS SALTS	KG	113	100,000

TABLE 1 - SHIPMENTS OF MERCHANDISE FROM THE UNITED STATES TO PUERTO RICO,  
BY COMMODITY: FISCAL YEAR 2000

COMM-CODE	COMMODITY AND UNIT OF QUANTITY		QUANTITY	VALUE-\$
2916141000	DICYCLOPENTENYLOXYETHYL METHACRYLATE	KG	47,376	209,229
2916142010	ETHYL METHACRYLATE	KG	25,717	103,061
2916142020	METHYL METHACRYLATE	KG	117,479	107,218
2916142050	OTHER ESTERS OF METHACRYLIC ACID	KG	70,292	324,642
2916155000	SALTS AND ESTERS OF OLEIC, LINOLEIC ETC ACIDS	KG	30,600	3,060
2916194000	UNSAT ACYCLIC MONOCARBOX ACIDS AND DERIV NESOI	KG	29	9,915
2916310000	BENZOIC ACID, ITS SALTS AND ESTERS	KG	87,227	157,108
2916321000	BENZOYL PEROXIDE	KG	5,443	54,000
2916351500	ESTERS OF PHENYLACETIC ACID,ODORIFEROUS/FLAVOR CMP	KG	25,005	260,582
2916390000	AROMATIC MONOCARBOX ACIDS AND DERIV ETC NESOI	KG	5,187	51,333
2917110000	OXALIC ACID, ITS SALTS AND ESTERS	KG	38,712	75,000
2917122000	SALT AND ESTER PLASTICIZERS OF ADIPIC ACID	KG	5,837	14,844
2917125000	OTHER ADIPIC ACID SALTS AND ESTERS(EXC PLASTICIZR)	KG	135	4,738
2917191600	FUMARIC ACID (TRANS-BUTENEDIOIC ACID)	KG	3,281	4,050
2917197025	ACYCLIC POLYCARBOXYLIC ACIDS PLASTICIZERS	KG	6,094	11,243
2917197055	ACYCLIC POLYCARBOXYLIC ACIDS & DERIV, NESOI	KG	88,618	413,969
2917310000	DIBUTYL ORTHOPHTHALATES	KG	4,872	8,603
2917340000	OTHER ESTERS OF ORTHOPHTHALIC ACID	KG	44,744	103,511
2917370000	DIMETHYL TEREPHTHALATE	KG	275,747	201,216
2917392000	AROMAT POLYCARBOX ACID PLASTICZS AND THEIR DERIV	KG	17,461	21,475
2917394000	AROMATIC POLYCARBOXYLIC ACIDS,ETC NESOI	KG	36,696	164,044
2918110000	LACTIC ACID, ITS SALTS AND ESTERS	KG	8,064	12,600
2918120000	TARTARIC ACID	KG	4,094	33,134
2918140000	CITRIC ACID	KG	3,076,712	4,091,209
2918150000	SALTS AND ESTERS OF CITRIC ACID	KG	961,768	1,293,272
2918170000	PHENYLGLYCOLIC ACID ITS SALTS AND ESTERS	KG	20,904	514,775
2918190000	CARBOX ACIDS WITH ALCOHOL FUNCT ETC NESOI	KG	75,854	1,288,582
2918220000	-ACETYLSALICYLIC ACID (ASPIRIN), SALTS AND ESTERS	KG	149,220	1,142,645
2918906000	CARBOXYLIC ACIDS WITH ADDITIONAL OXY FUNC NESOI	KG	31,651	387,123
2919001500	TRIPHENYL PHOSPHATE	KG	853	3,780
2919005050	NON AROMATIC PHOSPHORIC ESTERS & THEIR DERIV,NESOI	KG	7,348	20,502
2920100000	THIOPHOSPHORIC ESTERS AND THEIR SALTS AND DERIV	KG	18,447	64,895
2920900000	ESTERS OF OTHER INORGANIC ACIDS, ETC NESOI	KG	15,889	46,559
2921110000	METHYLAMINE, DI OR TRIMETHYLAMINE AND THEIR SALTS	KG	530,223	1,677,606
2921120000	DIETHYLAMINE AND ITS SALTS	KG	58,298	141,297
2921191000	MONO- AND TRIETHYLAMINES,ETC AND THEIR SALTS	KG	219,742	719,513
2921193000	3-AMINO-3-METHYL-1-BUTYNE;2-CHLORO-N,N-DIMETHYLETH	KG	38,660	263,838
2921196000	OTHER ACYCLIC MONOAMINES & THEIR DERIVATIVES,NESOI	KG	115,711	12,162,475
2921210000	ETHYLENEDIAMINE AND ITS SALTS	KG	110,030	255,092
2921220000	HEXAMETHYLENEDIAMINE AND ITS SALTS	KG	2,831	13,604
2921290010	TETRAETHYLENE PENTAMINE	KG	13,748	26,526
2921290020	TRIETHYLENETETRAMINE	KG	17,436	52,899
2921290030	DIETHYLENETRIAMINE	KG	556	6,696
2921290055	OTHER ACYCLIC POLYAMINES AND DERIV; SALTS THEREOF	KG	55,872	363,122
2921410000	ANILINE (AMINOBENZENE) AND ITS SALTS	KG	2,809	5,244
2921420000	ANILINE DERIVATIVES AND THEIR SALTS	KG	343	11,400
2921440000	DIPHENYLAMINE AND ITS DERIVATIVES; SALTS THEREOF	KG	15,582	40,984
2921490000	AROMATIC MONOAMINES NESOI AND THEIR DERIVATIV	KG	24,766	1,386,985
2921510000	O-, M-, P-PHENYLENEDIAMINE, DIAMINOTOLUENES ETC	KG	10,310	35,000
2921590000	AROMATIC POLYAMINES NESOI AND THEIR DERIVATIV	KG	42,556	1,291,269
2922110000	MONOETHANOLAMINE AND ITS SALTS	KG	61,318	194,252
2922120000	DIETHANOLAMINE AND ITS SALTS	KG	40,156	30,386
2922130000	TRIETHANOLAMINE AND ITS SALTS	KG	689,497	5,461,455
2922191850	AROMATIC AMINO-ALCOHOLS,THEIR ETHERS & ESTERS-DRUG	KG	21,570	52,405
2922199550	AMINO-ALCOHOLS, THEIR ETHERS ETC NESOI	KG	169,499	722,932
2922210000	AMINOHYDROXYNAPHTHALENESULFONIC ACIDS AND SALTS	KG	24,622	26,416
2922290000	AMINO-NAPHTHOLS AND OTHER AMINO-PHENOLS NESOI	KG	85,029	534,000
2922410000	LYSINE AND ITS ESTERS; SALTS THEREOF	KG	187,945	419,080
2922420000	GLUTAMIC ACID AND ITS SALTS	KG	32,714	40,524
2922492000	AROMATIC AMINO-ACIDS ETC FOR USE AS DRUGS	KG	471	406,535
2922493800	AROMATIC AMINO-ACIDS AND THEIR ESTERS ETC NESOI	KG	18,907	62,352
2922498050	AMINO-ACIDS (EXCLUDING AROMATIC) ETC NESOI	KG	274,868	11,524,732
2922504500	AROMATIC AMINO-ALCOHOL-PHENOL, OTH AMINO W OXG ETC	KG	1,245	147,600
2922505000	NON-AROMATIC AMINO-COMPOUNDS WITH OXYGEN FUNCTION	KG	285,825	12,731,390
2923201000	PURIFIED EGG PHOSPHOLIPIDS, PHARMACDUTICAL GRADE	KG	3,452	18,814
2923202000	LECITHINS AND OTHER PHOSPHOAMINOLIPIDS, NESOI	KG	36,926	69,303
2923900000	OTHER QUATERNARY AMMONIUM SALTS AND HYDROXIDES	KG	417,539	1,423,827
2924100000	ACYCLIC AMIDES AND THEIR DERIV ETC	KG	475,435	817,828
2924297595	AROMATIC CYCLIC AMIDES (INC CYCLIC CARBAMATES) ETC	KG	14,414	46,720

TABLE 1 - SHIPMENTS OF MERCHANDISE FROM THE UNITED STATES TO PUERTO RICO,  
BY COMMODITY: FISCAL YEAR 2000

COMM-CODE	COMMODITY AND UNIT OF QUANTITY	QUANTITY	VALUE-\$
2924298000	2,2-DIMETHYLCYCLOPROPYLCARBOXAMIDE	KG 4,355	75,065
2924299000	OTHER NON-AROM CYCLIC AMIDES & THEIR DERIV, NESOI	KG 1,434,389	34,309,987
2925110000	SACCHARIN AND ITS SALTS	KG 22,933	843,898
2925190000	IMIDES AND THEIR DERIVATIVES (EXC SACHARIN) ETC	KG 2,935	538,356
2925209000	IMINES AND THEIR DERIVATIVES, ETC NESOI	KG 102	2,765
2926900000	NITRILE FUNCTION COMPOUNDS, NESOI	KG 1,252,812	2,839,827
2927000000	DIAZO-, AZO-, OR AZOXY-COMPOUNDS	KG 8,944	7,926
2928001000	METHYL ETHYL KETOXIME	KG 2,033	7,872
2928001500	PHENYLHYDRAZINE	KG 2,000	4,255
2928003000	NON-AROM ORGAN DERIV OF HYDRAZINE ETC USED AS DRUG	KG 5,919	28,055
2929101000	TOLUENEDIISOCYANATES (UNMIXED)	KG 450,160	238,245
2929101500	MIXTURES OF 2,4- AND 2,6-TOLUENE DIISOCYANATES	KG 595,956	1,233,028
2929108010	METHYLENEDI-PHENYLENE ISOCYANATE (MDI)	KG 3,826	17,975
2929108050	ISOCYANATES NESOI	KG 744,696	20,288,484
2929900000	COMPOUNDS WITH OTHER NITROGEN FUNCTION NESOI	KG 141,014	116,737
2930201500	THIO AND DITHIOCARBAMATES USED AS PESTICIDES	KG 25,077	79,712
2930206050	THIOCARBAMATES AND DITHIOCARBAMATES NESOI	KG 18,031	28,760
2930902000	OTHER AROM ORG-SULF CMPDS (EXCL PESTICIDES)	KG 513,572	9,848,358
2930904530	THIOGLYCOLIC ACID AND MERCAPTOCARBOXYLIC ACIDS	KG 35,489	40,000
2930904550	OTHER ORGANO-SULFUR ACID COMPOUNDS	KG 244,446	507,828
2930909060	ORGANO-SULFUR COMPOUNDS NESOI	KG 52,021	656,239
2931001200	4,4'-DIPHENYL-BIS-PHOSPHONOUS ACID, ETC.	KG 144	4,399
2931002200	AROMATIC ORGANO-INORGANIC COMPOUNDS USED AS DRUGS	KG 1,501	141,116
2931002500	AROM ORGANO-INORGANO CMPDS USED AS PESTICIDES	KG 31	3,030
2931009055	ORGANO-INORGANIC COMPOUNDS NESOI	KG 149,412	739,097
2932110000	TETRAHYDROFURAN	KG 944,879	2,132,795
2932190000	CMPDS CONT AN UNFUSED FURAN RING ETC NESOI	KG 12,842	172,316
2932292000	AROMATIC LACTONES USED AS DRUGS	KG 37,092	4,663,871
2932296000	LACTONES NESOI	KG 16,885	2,084,506
2932990800	2-ETHOXY-2,3-DIHYDRO-3,3-DIMETHYL-5-BENZOFURSULFON	KG 1,063,830	1,958,826
2932992000	AROMATIC HETEROCYCLIC PESTICIDES ETC NESOI	KG 15,022	75,000
2932993200	BENZOFURAN AND DIBENZOFURAN	KG 1,250	6,785
2932995500	BIS-O-[(4-METHYLPHENYL)-METHYLENE]-D-GLUCITOL	KG 6	6,947
2932996550	AROMATIC PESTICIDES WITH OXY HETERO-ATOM(S) NESOI	KG 1	3,250
2933110000	PHENAZONE (ANTIPYRINE) AND ITS DERIVATIVES	KG 2,210	25,722
2933210000	HYDANTOIN AND ITS DERIVATIVES	KG 25,082	34,804
2933290000	CMPDS CONT AN UNFUSED IMIDAZOLE RING ETC NESOI	KG 3,496	354,861
2933310000	PYRIDINE AND ITS SALTS	KG 768	10,028
2933321000	PIPERIDINE CONT AN UNFUSED PYRIDINE RING ETC	KG 4,250	4,181,471
2933399050	CMPDS CONT AN UNFUSED PYRIDINE RING ETC NESOI	KG 13,714	2,135,609
2933402200	DRUGS CONT A QUINOLINE OR ISOQUINOLINE RING-SYS ETC	KG 243	32,071
2933407050	CMPDS (EXC PESTICIDES AND DRUGS) CONT A QUINOL ETC	KG 3,008	1,911,543
2933590500	PESTICIDES CONT A PYRIMIDINE RING OR PIPERAZINE RN	KG 285,791	290,992
2933595950	DRUGS CONT A PYRIMIDINE OR PIPERAZINE RING ETC	KG 4,314	1,818,836
2933599550	CMPDS CONT A PYRIMIDINE OR PIPERAZINE RING, NESOI	KG 19,913	372,499
2933610000	MELAMINE	KG 2,771	3,315
2933690000	CMPDS (EXC MELAMINE) CONT AN UNFUSED TRIAZINE RING	KG 78,872	1,367,901
2933710000	6-HEXANELACTAM (EPSILON-CAPROLACTAM)	KG 4,400	5,236
2933900500	ACRIDINE AND INDOLE	KG 8,157	505,732
2933901100	CARBAZOLE	KG 1,462	7,254
2933901300	6-BROMO-5-METHYL-1H-IMIDAZO-(4,5-B) PYRIDINE ETC	KG 2,136	18,524
2933902350	AROM OR MOD AROM PESTICIDES WITH NITRO ETC NESOI	KG 40,810	127,196
2933902400	AROM OR MOD AROM PHOTO CHEMICALS WITH NITRO ATOMS	KG 20,237	118,540
2933902600	ANTI-HISTAMINES	KG 81,964	7,461,938
2933904200	ACRIFLAVINE; ACRIFLAVINE HYDROCHLORIDE ETC	KG 347	750,000
2933905100	HYDRALAZINE HYDROCHLORIDE	KG 6,014	369,062
2933905300	OTHER CARDIOVASCULAR DRUGS	KG 1,466	435,444
2933905500	ANALGESICS, ANTIPYRETICS AND NON-HORMONAL ETC	KG 9,591	62,316
2933906100	OTHER ANTIDEPRESSANTS, TRANQUILIZERS ETC	KG 1,516	466,336
2933907000	OTHER DRUGS PRIM AFFECT THE CENT NERV SYSTEM	KG 12,820	185,663
2933907500	OTHER DRUGS WITH NITROGEN HETERO-ATOM(S) ONLY	KG 3,492	51,620
2933909750	HETEROCYCL CMPDS (EXC AROM OR MOD-AROM) ETC NESOI	KG 53,570	81,457,098
2934100000	CMPDS CONT AN UNFUSED THIAZOLE RING IN THE STRUCT	KG 32	4,187
2934200000	CMPDS CONT A BENZOTHAZOLE RING-SYSTEM ETC	KG 4,670	241,084
2934301000	BUTAPERAZINE MALEATE; CHLORPROMAZINE; ETC	KG 36	33,575
2934302300	ANTIDEPRESSANTS, TRANQUILIZERS AND OTHER PSCH AGTS	KG 223	103,999
2934302700	OTHER DRUGS CONT A PHENOTHIAZINE RING SYSTEM ETC	KG 54,078	223,831
2934305050	CMPDS (EXC DRUGS) CONT A PHENOTHIAZINE RING ETC	KG 11,716	69,131
2934900000	NUCLEIC ACIDS & THER SALTS; HETEROCYCLIC COMP, NESOI	KG 466,222	25,137,253

TABLE 1 - SHIPMENTS OF MERCHANDISE FROM THE UNITED STATES TO PUERTO RICO,  
BY COMMODITY: FISCAL YEAR 2000

COMM-CODE	COMMODITY AND UNIT OF QUANTITY	QUANTITY	VALUE-\$
2935004000	SULFONAMIDES USED AS DRUGS	KG 207,266	65,680,669
2935009550	SULFONAMIDES, EXCLUDING DRUGS	KG 22,273	6,073,301
2936100000	PROVITAMINS, UNMIXED	KG 3,225	53,937
2936210000	VITAMINS A AND THEIR DERIVATIVES UNMIXED	KG 1,038,558	5,055,426
2936220000	VITAMIN B1 (THIAMINE) AND ITS DERIVATIVES	KG 4,055	142,999
2936250000	VITAMIN B6 (PYRIDOXINE ETC) AND ITS DERIVATIVES	KG 27,506	70,913
2936260000	VITAMIN B12 AND ITS DERIVATIVES	KG 96,277	292,787
2936270000	VITAMIN C (ASCORBIC ACID) AND ITS DERIVATIVES	KG 3,039	41,639
2936280000	VITAMIN E AND ITS DERIVATIVES	KG 2,544	47,013
2936291000	FOLIC ACID	KG 156	5,439
2936291500	NIACIN AND NIACINAMIDE	KG 810	10,401
2936299055	OTHER VITAMINS AND THEIR DERIVATIVES, NESOI	KG 84,660	1,113,861
2936900000	OTHER INCLUDING NATURAL CONCENTRATES	KG 105,142	1,297,690
2937100000	PITUITARY (ANTERIOR) OR SIMILAR HORMONES	GM 31,851	414,050
2937210000	CORTISONE, HYDROCORTISONE, PREDNISONE, ETC	GM 4,299,780	5,694,536
2937220000	HALOGENATED DERIV OF ADRENAL CORTICAL HORMONES	GM 3,094,970	5,759,607
2937290000	ADRENAL CORTICAL HORMONES AND DERIV NESOI	GM 628,013	801,375
2937910000	INSULIN AND ITS SALTS	GM 14,002	73,005
2937920000	ESTROGENS AND PROGESTINS	GM 5,281,450	4,988,743
2937990000	HORMONES AND DERIV NESOI, STEROIDS ETC NESOI	GM 2,226,140	5,233,551
2938900000	OTHER GLYCOSIDES, NATURAL OR SYNTHETIC AND DERIV	KG 3,811	367,924
2939100000	ALKALOIDS OF OPIUM AND THEIR DERIV, SALTS THEREOF	KG 1,173	1,336,606
2939290000	ALKALOIDS OF CINCHONA AND THEIR DERIV NESOI	GM 32,000	66,100
2939300000	CAFFEINE AND ITS SALTS	KG 638,595	7,759,560
2939420000	PSEUDOEPHEDRINE AND THEIR SALTS	KG 2,552	184,475
2939500000	THEOPHYLLINE AND AMINOPHYLLINE AND THEIR DERIV	KG 1,774	72,884
2939900000	VEGETABLE ALKALOIDS, NATURAL OR REPRODUCED NESOI	KG 2,030	179,902
2940002000	D-ARABINOSE SUGAR, CHEM PURE EXC (SUCROSE ETC.)	KG 19,595	13,000
2940006000	SUGARS, CHEM PURE (EXC SUCROSE, LACTOSE, ETC) NESOI	KG 540,808	1,415,612
2941106000	PENICILLINS AND THEIR DERIVATIVES ETC NESOI	KG 25	22,740
2941300000	TETRACYCLINES AND THEIR DERIVATIVES; SALTS THEREOF	GM 33,000	3,417
2941500000	ERYTHROMYCIN AND ITS DERIVATIVES; SALTS THEREOF	GM 6,081,094	4,136,429
2941901010	AMINOGLYCOSIDE ANTIBIOTICS	KG 69,640	3,471,341
2941906000	ANTIBIOTICS NESOI	KG 135,575	82,228,775
2942000000	ORGANIC COMPOUNDS NESOI	KG 48,655	1,794,193
PHARMACEUTICAL PRODUCTS..... TOTAL			1,742,914,775
3001100000	GLANDS AND OTHER ORGANS, DRIED, INCL POWDERED	KG 15,942	36,581
3001200000	EXTRACTS OF GLANDS OR OTHER ORGS OR SECRETIONS	KG 68	36,305
3001900000	HEPARIN AND ITS SALTS; OTHER HUMAN OR ANIMAL SUBST	KG 27,619	1,441,240
3002100010	HUMAN BLOOD PLASMA	KG 17,808	3,927,458
3002100020	NORMAL HUMAN BLOOD SERA, INCLUDING FREEZE-DRIED	KG 1,896	578,274
3002100030	HUMAN IMMUNE BLOOD SERA	KG 3,012	1,133,590
3002100040	FETAL BOVINE SERUM (FBS)	KG 11,582	1,229,162
3002100060	OTHER BLOOD FRACTIONS NESOI	KG 41,757	9,517,842
3002200000	VACCINES FOR HUMAN MEDICINE	KG 32,371	36,399,821
3002300000	VACCINES FOR VETRINARY MEDICINE	KG 19,118	789,536
3002901000	FERMENTS	KG 4,289	138,686
3002905010	WHOLE HUMAN BLOOD	KG 710	121,851
3002905020	ANTIALLERGENIC PREPERATIONS	KG 4,938	100,838
3002905050	TOXINS, CULTURES OF MICRO-ORGANISMS AND SIM PROD	KG 77,681	11,899,789
3003100000	MEDICAMENTS CONT PENICILLINS OR DERIVATIVES ETC	KG 254,741	16,697,351
3003200000	MEDICAMENTS CONTAINING OTHER ANTIBIOTICS ETC	KG 109,469	10,506,763
3003310000	MEDICAMENTS CONTAINING INSULIN BUT NOT ANTIBIOTICS	KG 115	117,703
3003390000	MEDICAMENT CONT HORMONES OR PROD OF HD 2937 ETC	X	64,451,960
3003400000	MEDICAMENTS CONTAINING ALKALOIDS OR DERIVAT ETC	KG 403	508,884
3003900000	OTHER MEDICAMENTS (EXC GOODS OF HDS 3002,3005 ETC)	KG 592,432	174,212,886
3004101010	MEDICAMENTS CONT PENICILLIN G SLTS FOR VETRIN USE	KG 14,259	581,452
3004101020	PENICILLIN G SALTS(SINGLES) NOT FOR VETERINARY USE	KG 8,160	430,183
3004101045	COMBINATION ANTIBIOTICS CONT PENICILLIN G SALT ETC	KG 15,798	2,150,414
3004105010	MEDICAMENTS CONTAINING PENICILLINS OR DERIV ETC	KG 38,956	419,641
3004105045	COMBINATION ANTIBIOTICS, NOT FOR VETER USE NESOI	KG 33,605	2,922,171
3004105060	MEDICAMENTS CONT PENICILLINS OR STREPTOMYCINS ETC	KG 113,954	4,725,612
3004200010	MEDICAMENTS CONT ANTIBIOTICS NESOI, VET USE	KG 15,987	1,177,184
3004200020	ERYTHROMYCIN, SINGLES OR IN COMB ETC NOT FOR VET	KG 46,261	2,849,412
3004200030	TETRACYCLINE, SINGLES OR IN COMB ETC NOT FOR VET	KG 1,024	26,087
3004200060	OTHER ANTIBIOTICS NESOI, NOT FOR VETERINARY	KG 184,606	22,514,496
3004310000	MEDICAMENTS CONT INSULIN BUT NOT CONT ANTIBIOTICS	KG 3,549	147,813

TABLE 1 - SHIPMENTS OF MERCHANDISE FROM THE UNITED STATES TO PUERTO RICO,  
BY COMMODITY: FISCAL YEAR 2000

COMM-CODE	COMMODITY AND UNIT OF QUANTITY	QUANTITY	VALUE-\$
3004320000	MEDICAMENTS CONT ADRENAL CORTEX HORMONES ETC	KG 151,056	32,231,968
3004390010	PROD OF HEAD 2937 BUT NOT CONT ANTIBIO NESOI	KG 251	114,631
3004390050	PROD OF HEAD 2937 ETC,NOT FOR VETERINARY USE,ETC	KG 48,206	8,341,298
3004400005	MEDICAMENTS CONTAINING ALKALOIDS OR DERIVATIV ETC	KG 12,995	396,109
3004400010	CARDIOVASCULAR MEDICAMENTS	KG 45,386	18,634,785
3004400020	ANTICONSULSANTS, HYPNOTICS AND SEDATIVES	KG 11,614	2,029,603
3004400030	ANTIDEPRESSANTS, TRANQUILIZERS AND OTHER PSYCH AGT	KG 65,781	8,907,824
3004400040	OTHER MEDICAMENTS PRIM AFFECTING THE CNS NESOI	KG 56,277	11,522,632
3004400050	DERMATOLOGICAL AGENTS AND LOCAL ANESTHETICS	KG 23,857	726,748
3004400060	MEDICAMENTS AFFECTING EYES,EARS OR RESPIRATORY SYS	KG 90,811	4,058,174
3004400070	OTHER MEDICAMENTS CONTAINING ALKALOIDS ETC	KG 299,176	32,586,517
3004504500	MEDICAMENTS OF HEADING 2936 CONT VITAMINS ETC	KG 1,418,928	3,449,023
3004505005	OTHER MEDICAMENTS CONT VITAMINS ETC, NESOI	KG 24,562	216,255
3004505010	SINGLE VITAMINS,COMB WITH MINERLS OR OTHER NUTRNTS	KG 53,612	456,075
3004505020	SINGLE VITAMINS,NOT COMB WITH MINERLS/NUTRIENTS	KG 1,489	18,945
3004505030	MULT VITAMINS COMB WITH MINERLS OR OTHER NUTRIENTS	KG 279,620	3,011,780
3004505040	MULT VITAMINS NOT COMB WITH MINERLS/NUTRIENTS	KG 218,830	2,757,681
3004901000	MEDICAMENTS CONT ANTIGENS OR HYALURONIC ACID,ETC	KG 4,194,229	28,260,029
3004909003	MEDICAMENTS FOR VETERINARY USE IN DOSES/PKG,NESOI	KG 71,502	1,573,156
3004909005	SULFONAMIDES IN DOSED/PKG FOR RETAIL SALE, NESOI	KG 865	64,583
3004909010	OTHER ANTI-INFECTIVE MEDICAMENTS NESOI	KG 319,513	154,516,941
3004909015	ANTINEOPLASTIC AND IMMUNOSUPPRESSIVE MEDICAMENTS	KG 9,709	3,355,614
3004909020	CARDIOVASCULAR MEDICAMENTS IN DOSES/PKG FR RT SALE	KG 535,535	268,991,378
3004909025	ANALGESICS, ANTIPYRETICS AND NONHORM ANTI-INFL ETC	KG 406,070	27,344,327
3004909030	ANTICONSULSANTS, HYPNOTICS & SEDATIVES FR RTL SALE	KG 38,934	6,545,861
3004909035	ANTIDEPRESSANTS, TRANQUILIZERS AND OTHER PSYCH AGT	KG 284,091	57,701,623
3004909040	MEDICAMENTS PRIM AFFECT THE CENT NER SYSTEM,NESOI	KG 10,448	4,341,473
3004909045	DERMATOLOGICAL AGENTS AND LOCAL ANESTHETICS ETC.	KG 140,289	16,898,551
3004909050	LAXATIVES IN MEAS DOSES/PKG FOR RETAIL SALE, NESOI	KG 65,238	488,981
3004909055	ANTACIDS IN MEAS DOSES/PKG FOR RETAIL SALE, NESOI	KG 171,372	13,198,256
3004909060	OTHER MEDICAMENTS PRIM AFFECT DIGEST SYS NESOI	KG 587,172	35,674,062
3004909065	DIURETICS IN MEAS DOSES/PKG FOR RTL SALE, NESOI	KG 19,742	389,175
3004909070	MEDICAMENT PRIM AFFECT ELECTROLY,CALORIC ETC,NESOI	KG 1,942,399	5,905,952
3004909075	COUGH AND COLD PREPARATIONS, NESOI	KG 693,818	7,422,196
3004909080	ANTIHISTAMINES IN MEAS DOSES /PKG RTAL SALE,NESOI	KG 314,354	12,194,269
3004909085	OTHER MEDICAMENTS PRIM AFFECT THE EYES, EARS ETC	KG 137,066	15,920,083
3004909090	MEDICAMENTS IN MEAS DOSES FOR RETAIL SALE, NESOI	KG 19,935,563	513,223,389
3005100000	ADHESIVE DRESSINGS AND OTHER ARTCL HAVING ADH LAY	KG 9,533,311	24,567,391
3005900000	WADDING, GAUZE AND SIMILAR ARTICLES ETC NESOI	KG 3,164,605	11,778,858
3006100000	STERILE SURGICAL CATGUT, SIMILAR STERILE MATER ETC	KG 74,706	23,701,786
3006200000	BLOOD-GROUPING REAGENTS	KG 1,293	828,143
3006300000	OPACIFYING PREPARATIONS FOR X-RAY EXAMINATIONS ETC	KG 3,548	256,842
3006400000	DENTAL CEMENTS AND OTHER DENTAL FILLINGS ETC	KG 2,939	217,378
3006500000	FIRST-AID BOXES AND KITS	KG 29,909	285,041
3006600000	CHEMICAL CONTRACEPTIVE PREPS BASED ON HORMONES ETC	KG 62,265	6,018,404
	FERTILIZERS..... TOTAL		9,283,854
3100000000	FERTILIZERS A FERT MATERIALS	X	9,283,854
	TANNING OR DYEING EXTRACTS; TANNINS AND THEIR DERIVATIVES; DYES, PIGMENTS AND OTHER COLORING MATTER ; PAINTS AND VARNISHES; PUTTY AND OTHER MASTICS; INKS..... TOTAL		90,311,324
3201900000	TANNING EXTRACTS OF VEGETABLE ORIGIN, NESOI	KG 35,924	35,718
3202100000	SYNTHETIC ORGANIC TANNING SUBSTANCES	KG 58,131	465,584
3203000000	COLORING MATTER OF VEGETABLE OR ANIMAL ORIGIN	KG 73,164	404,307
3204110000	DISPERSE DYES AND PREPARATIONS BASED THEREON	KG 21,709	57,487
3204120000	ACID DYES & PREPS, MORDANT DYES & PREPS	KG 1,248	50,734
3204130000	BASIC DYES AND PREPARATIONS BASED THEREON	KG 141,549	1,558,982
3204150000	VAT DYES & PREPARATIONS BASED THEREON	KG 491	12,078
3204160000	REACTIVE DYES & PREPARATIONS BASED THEREON	KG 587,302	6,582,031
3204170000	PIGMENTS & PREPARATIONS BASED THEREON	KG 29,895	102,141
3204192550	SOLVENT DYES & PREPARATIONS BASED THEREON	KG 2,838	44,068
3204196000	OTHER INCLUDING MIXTURES, NESOI	KG 1,188	21,380
3204200000	SYNTHETIC ORGANIC PROD, FLUORESCENT BRIGHTNG AGENT	KG 50,275	123,440
3204900000	SYNTHETIC ORGANIC COLORING MATTER,NESOI	KG 5,216	20,968



TABLE 1 - SHIPMENTS OF MERCHANDISE FROM THE UNITED STATES TO PUERTO RICO,  
BY COMMODITY: FISCAL YEAR 2000

COMM-CODE	COMMODITY AND UNIT OF QUANTITY	QUANTITY	VALUE-\$
3205000010	YELLOW COLOR LAKES & PREPS, IN NOTE 3 TO THIS CHAP	KG 11,040	262,235
3205000020	RED COLOR LAKES & PREPS, IN NOTE 3 TO THIS CHAP	KG 1,421	78,359
3205000030	VIOLET COLOR LAKES & PREPS, IN NOTE 3 TO THIS CHAP	KG 154	7,410
3205000040	BLUE COLOR LAKES & PREPS, IN NOTE 3 TO THIS CHAP	KG 1,270	12,219
3205000050	COLOR LAKES & PREPS, IN NOTE 3 TO THIS CHAP, NESOI	KG 131,386	1,959,928
3206110000	PIGMNTS\PREPS CONT =>80% TITANIUM DIOXIDE, DRY WT	KG 2,991,920	5,065,876
3206190000	PIGMENTS & PREPS BASED ON TITANIUM DIOXIDE, NESOI	KG 144,581	175,998
3206410000	ULTRAMARINE AND PREPARATIONS BASED THEREON	KG 50	3,865
3206430000	PIGMENTS & PREPARATIONS BASED ON HEXACYANOFERRATES	KG 45	8,000
3206492000	PREPARATIONS BASED ON IRON OXIDES	KG 8,639	20,866
3206496000	OTHER COLORING MATTER AND OTHER PREPARATION, NESOI	KG 37,775	238,045
3206500000	INORGANIC PRODUCTS OF A KIND USED AS LUMINOPOHORES	KG 699	322,950
3207100000	PREPARED PIGMENTS,OPACIFIERS,COLORS & SIMILAR PREP	KG 3,248	14,709
3207200000	VITRIFIABLE ENAMELS & GLAZES,ENGOBES(SLIPS),ETC	KG 25,975	1,230,534
3207300000	LIQUID LUSTRES AND SIMILAR PREPARATIONS	KG 596	8,264
3207400000	GLASS FRIT & OTH GLASS, IN FORM OF POWDER/FLAKES	KG 40,247	1,086,885
3208100000	PAINTS & VARNISHES,IN NONAQUEOUS MEDIUM,POLYESTERS	L 673,107	2,088,065
3208200000	PAINTS & VARNISHES,NONAQUEUS,ACRYLIC/VINYL POLYMER	L 1,425,896	7,285,735
3208900000	PAINTS & VARNISHES,IN NONAQUEUS MEDIUM,NESOI	L 652,863	3,332,637
3209100000	PAINTS & VARNISHES,AQUEUS, ACRYLIC OR VINYL POLYMR	L 14,160,038	21,807,440
3209900000	PAINTS & VARNISHES,IN AN AQUEOUS MEDIUM, NESOI	L 268,037	1,140,238
3210000000	OTHER PAINTS & VARNISH,PREP WATER PIGMTS FOR LETHR	L 662,565	2,212,976
3211000000	PREPARED DRIERS	KG 146,066	918,940
3212100000	STAMPING FOILS	M2 152,634	119,901
3212900050	PIGMENTS,NONAQUEUS,OTH COLORING MAT,RETAIL,NESOI	KG 64,439	76,780
3213100000	ARTISTS' STUDENTS'COLORS ETC, COLORS IN SETS	X	75,782
3213900000	ARTISTS' STUDENTS'COLORS ETC, NESOI	PCS 26,293	42,164
3214100010	CAULKING COMPOUNDS	KG 133,113	543,346
3214100020	MASTICS; EXCEPT CAULKING COMPOUNDS	KG 113,077	173,227
3214100090	PAINTERS' FILLINGS	KG 455,108	1,024,441
3214901000	GLAZERS' PUTTY,ETC, BASED ON RUBBER	KG 18,174	55,592
3214905000	GLAZERS' PUTTY,ETC, NESOI	KG 906,090	1,622,364
3215110010	PRINTING INK,BLACK, NEWS	KG 967,810	1,217,870
3215110020	PRINTING INK, BLACK, FLEXOGRAPHIC	KG 1,047,076	10,987,670
3215110050	PRINTING INK, BLACK, OFFSET LITHOGRAPHIC	KG 86,613	428,370
3215110060	PRINTING INK, BLACK, NESOI	KG 1,923,047	12,594,362
3215190010	PRINTING INK,OTHER THAN BLACK, NEWS	KG 90,280	351,044
3215190020	PRINTING INK,OTHER THAN BLACK, FLEXOGRAPHIC	KG 18,625	506,302
3215190030	PRINTING INK, OTHER THAN BLACK, GRAVURE	KG 2	4,752
3215190050	PRINTING INK,OTHER THAN BLACK,OFFSET LITHOGRAPHIC	KG 141	12,141
3215190060	PRINTING INK, OTHER THAN BLACK, NESOI	KG 12,188	267,413
3215901000	DRAWING INK	KG 4,510	49,581
3215905000	INK,NESOI	KG 170,200	1,397,130
	ESSENTIAL OILS AND RESINOIDS; PERFUMERY, COSMETIC OR TOILET PREPARATIONS.....	TOTAL	152,413,053
3301110000	ESSENTIAL CITRUS FRUIT OILS OF BERGAMOT	KG 470	7,392
3301120000	ESSENTIAL CITRUS FRUIT OILS OF ORANGE	KG 76,757	256,030
3301130000	ESSENTIAL CITRUS FRUIT OILS OF LEMON	KG 139,771	3,043,622
3301140000	ESSENTIAL CITRUS FRUIT OILS OF LIME	KG 997	14,838
3301190000	ESSENTIAL OILS OF CITRUS FRUIT, NESOI	KG 23,696	105,998
3301240000	ESSENTIAL OILS OF PEPPERMINT (MENTHA PIPERITA)	KG 20,293	292,434
3301250060	ESSENTIAL OILS OF MINTS, NESOI	KG 10,794	167,721
3301295045	ESSENTIAL OILS OF CEDARWOOD, CLOVE AND NUTMEG	KG 2,418	148,720
3301296000	ESSENTIAL OILS, EXC THOSE OF CITRUS FRUIT, NESOI	KG 12,133	161,686
3301300000	RESINOIDS	KG 495,589	2,140,953
3301901000	EXTRACTED OLEORESINS	KG 37,950	235,232
3301905000	CONCRETES& ABSOL;CONCENTRAT,ETC OF ESSEN OIL,NESOI	KG 355,031	1,092,414
3302100000	MIXTURES ODORIFEROUS SUBSTANCE USE FOOD/ DRINK IND	KG 6,689,576	37,716,701
3302900010	PERFUME OIL BLENDS, PROD USE FINISHED PERFUME BASE	KG 252,564	6,207,564
3302900050	ODORIFEROUS SUBSTANCE USE AS RAW MATER IND, NESOI	KG 831,745	4,975,543
3303000000	PERFUMES AND TOILET WATERS	KG 1,250,563	14,803,213
3304100000	LIP MAKE-UP PREPARATIONS	X	1,515,029
3304200000	EYE MAKE-UP PREPARATIONS	X	317,577
3304300000	MANICURE OR PEDICURE PREPARATIONS	X	1,014,332
3304910010	ROUGES	X	102,460
3304910050	MAKE-UP POWDER, WHETHER/NT COMPRESSED, NESOI	X	2,472,148

TABLE 1 - SHIPMENTS OF MERCHANDISE FROM THE UNITED STATES TO PUERTO RICO,  
BY COMMODITY: FISCAL YEAR 2000

COMM-CODE	COMMODITY AND UNIT OF QUANTITY		QUANTITY	VALUE-\$
3304991000	PETROLEUM JELLY PUT UP FOR RETAIL SALE	X		201,305
3304995000	BEAUTY & SKIN CARE PREPARATION, NESOI	X		12,281,017
3305100000	SHAMPOOS	X		13,156,787
3305200000	PREPARATIONS FOR PERMANENT WAVING OR STRAIGHTENING	X		356,974
3305300000	HAIR LACQUERS	KG	311,335	1,107,256
3305900000	PREPARATIONS FOR USE ON THE HAIR, NESOI	KG	3,102,094	10,567,983
3306100000	DENTIFRICES	X		1,505,426
3306200000	YARN USED TO CLEAN BETWEEN THE TEETH (DENTAL FLOSS)	X		223,357
3306900000	PREPARATIONS FOR ORAL/DENTAL HYGIENE, NESOI	KG	1,009,128	3,710,325
3307100000	PRE-SHAVE, SHAVING OR AFTER-SHAVE PREPARATIONS	X		776,109
3307200000	PERSONAL DEODORANTS AND ANTIPERSPIRANTS	X		9,882,607
3307300000	PERFUMED BATH SALTS AND OTHER BATH PREPARATIONS	KG	114,644	218,860
3307410000	ODORIFEROUS PREPARATIONS WHICH OPERATE BY BURNING	X		16,721
3307490000	PREPARATIONS FOR PERFUMING/DEODORIZING ROOMS	KG	995,693	2,087,976
3307900000	PERFUMERY, COSMETIC OR TOILET PREPARATIONS, NESOI	X		19,528,743
	SOAP, ORGANIC SURFACE-ACTIVE AGENTS, WASHING PREPARATIONS, LUBRICATING PREPARATIONS, ARTIFICIAL WAXES, PREPARED WAXES, POLISHING OR SCOURING PREPARATIONS, CANDLES AND SIMILAR ARTICLES , MODELING PASTES, DENTAL WAXES AND DENTAL PREPARATIONS WITH A BASIS OF PLASTER.....			
	TOTAL			123,517,775
3401110000	SOAP & OTH ORGANIC SURF ACT PROD, TOILET USE, BARS	KG	4,002,973	7,062,110
3401190000	SOAP & OTH ORGN SURF ACT PROD NOT TOILET USE,BARS	KG	12,827,172	14,298,931
3401200000	SOAP IN OTHER FORMS	KG	2,129,974	4,865,170
3402110000	SOAP & OTH ORGN SURF-ACT PROD NOT TOILET USE, BARS	KG	10,781,242	17,434,138
3402120000	CATIONIC ORGANIC SURFACE-ACTIVE AGENTS	KG	89,381	158,544
3402130000	NONIONIC ORGANIC SURFACE-ACTIVE AGENTS	KG	855,543	1,579,837
3402191000	ORGANIC SURF ACT AGENTS,OTHER, AROMATIC	KG	196,380	183,744
3402195000	ORGANIC SURF ACT AGENTS, OTHER, NOT AROMATIC	KG	93,565	154,598
3402201000	PREP FOR RETAIL SALE,CONT AROMATIC SURF ACT AGENT	KG	563,094	857,296
3402205000	PREP FOR RETAIL SALE,NOT CONT AROMATIC SURF ACT AG	KG	5,489,079	6,815,813
3402901000	SYNTHETIC DETERGENTS	KG	24,161,278	30,139,283
3402903000	SURFACE-ACTIVE PREP, AROMATIC OR MODIFIED AROMATIC	KG	236,376	841,271
3402905010	CLEANING PREPARATIONS	KG	7,574,839	11,962,384
3402905030	CLEANING PREPARATIONS	KG	4,076,704	6,756,582
3402905050	SURFACE-ACT PREP, NOT AROMATIC,NOT MODIFIED AROM	KG	2,143,286	5,763,374
3403111000	PREPS, TREATMENT OF TEXT MATERIALS,CONT PETROLEUM	KG	72,127	306,764
3403115000	PREP FOR,TREATMENT OF LEATHER FURS KINS,ETC, NESOI	KG	6,063	17,908
3403190000	LUBRICATING PREPS CONT PETROLEUM OIL FR BITUMINOUS	KG	360,511	1,101,487
3403910000	PREP, TREATMENT OF TEXT,FURSKIN ETC EXC CONT PETRO	KG	34,529	60,280
3403990000	LUBRICATING PREPS,NOT CONT PETROLEUM OILS,NESOI	KG	1,239,531	3,714,386
3404100000	ARTIFICIAL WAXES & PREP WAXES,OF CHEM MOD LIGNITE	KG	15,720	231,326
3404200000	ARTIFICIAL WAXES OF POLYETHYLENE GLYCOL	KG	231,248	444,986
3404900000	ARTIFICIAL WAXES AND PREPARED WAXES, NESOI	KG	694,043	1,264,202
3405100000	POLISHES,CREAMS,PREPARATIONS FOR FOOTWEAR ORLEATHR	X		902,309
3405200000	POLISHES,CREAMS AND SIMILAR PREPS FOR WOOD	X		81,311
3405300000	POLISHES AND PREPS FOR COACHWORK,EXCEPT METAL POL	X		237,092
3405400000	SCOURING PASTES AND POWDERS AND OTHER SCOURING PRP	KG	899,994	2,269,538
3405900000	POLISHES AND CREAMS ETC, NESOI	X		2,946,465
3406000000	CANDLES, TAPERS AND THE LIKE	KG	775,692	877,082
3407002000	MODELING PASTES, INCLD THOSE FOR CHILDREN AMUSEMENT	KG	35,104	70,905
3407004000	PREP OF DENTAL WAX/DENTAL IMPRESSION COMPOUNDS ETC	KG	7,726	118,659
	ALBUMINOIDAL SUBSTANCES;MODIFIED STARCHES; GLUES; ENZYMES.....			
	TOTAL		5,348,405	14,182,775
3501100000	CASEIN	KG	16,851	106,395
3501902000	CASEIN GLUES	KG	16,931	17,414
3502110000	EGG ALBUMIN, DRIED	KG	907	12,699
3502900000	ALBUMIN & ALBUMIN DERIVATIVES, NESOI	KG	1,090	126,924
3503005040	EDIBLE GELATIN AND PHOTOGRAPHIC GELATIN	KG	29,743	168,195
3503006000	GELATIN; GLUE ANIMAL ORIGIN, EXC CAESIN GLUE,NESOI	KG	200,607	1,365,704
3504001000	PROTEIN ISOLATES	KG	109,613	485,550
3504005000	PEPTONES, PROTEIN SUBSTANCES, & HIDE POWDER, NESOI	KG	466,684	420,067
3505100020	Dextrins, NESOI	KG	189,954	161,114

TABLE 1 - SHIPMENTS OF MERCHANDISE FROM THE UNITED STATES TO PUERTO RICO,  
BY COMMODITY: FISCAL YEAR 2000

COMM-CODE	COMMODITY AND UNIT OF QUANTITY		QUANTITY	VALUE-\$
3505100040	MODIFIED STARCHES DERIVED FROM CORN (MAIZE) STARCH	KG	816,068	647,943
3505100045	MODIFIED STARCHES, DERIVED FROM POTATO STARCH	KG	16,896	17,175
3505100092	MODIFIED STARCHES, NESOI	KG	1,187,461	856,203
3505200000	GLUES BASED ON STARCHES	KG	69,423	166,422
3506100000	PROD USE AS GLUE/ADHESIVE, FOR SALE, NT WT <= 1 KG	KG	1,200,398	5,030,117
3506910000	ADHESIVES BASED ON RUBBER, FOR SALE, NET WT <=1 KG	KG	608,470	3,148,879
3506990000	ADHESIVES, FOR RETAIL SALE, NET WT <=1 KG NESOI	KG	411,584	768,723
3507100000	RENNET AND CONCENTRATES THEREOF	KG	249	3,648
3507907000	ENZYMES AND PREPARED ENZYMES, NESOI	KG	5,476	679,603
	EXPLOSIVES; PYROTECHNIC PRODUCTS; MATCHES; PYROPHORIC ALLOYS; CERTAIN COMBUSTIBLE PREPARATIONS.....	TOTAL		4,773,876
3601000000	PROPELLANT POWDERS	KG	92,954	589,000
3602000030	DYNAMITE IN CARTRIDGES SUITABLE FOR BLASTING	KG	300,673	418,899
3602000060	PREPARED EXPLOSIVES, EXC PROPELLANT POWDERS, NESOI	KG	279,468	316,589
3603000000	SAFETY FUSES; DETONATING FUSE; PERCUSSION CAPS ETC	THS	114,735	764,396
3604101000	FIREWORKS, CLASS 1.4G (CLASS C)	KG	1,179	14,749
3604109000	FIREWORKS, NESOI	KG	30,786	109,765
3604900000	OTHER PYROTECHNIC ARTICLES, NESOI	KG	1,621	61,753
3605000000	MATCHES, EXC PYROTECHNIC ARTICLES OF HDG 3604	GCN	50,113	100,224
3606100000	LIQUID FUEL IN CONT FOR LIGHTERS NT EXCEED 300 CM3	NO	303,181	557,052
3606900000	FERROCERIUM; ARTICLE COMBUST MATER NOTE 2 CHP 36	KG	792,779	1,841,449
	PHOTOGRAPHIC OR CINEMATOGRAPHIC GOODS.....	TOTAL		22,073,221
3701100030	XRAY FILM FOR MEDICAL, OTHER THAN DENTAL IN FLAT	M2	328,397	2,010,556
3701100060	XRAY FILM, EXCEPT MEDICAL & DENTAL IN THE FLAT	M2	25,981	480,443
3701200000	INSTANT PRINT FILM	NO	95,593	235,855
3701300000	OTH PLATES & FILM, WITH ANY SIDE EXCEEDING 255 MM	M2	162,419	639,801
3701910000	PHOTO PLATES & FILM FOR COLOR PHOTOGRAPHY, FLAT	X		295,257
3701996030	GRAPHIC ART FILM EXCEPT FOR COLOR PHOTOGRAPHY	M2	9,921	40,081
3701997000	GRAPHIC ARTS FILM, EXCEPT DRY PLATES	M2	124,020	350,646
3702100030	X-RAY FILM IN ROLLS FOR MEDICAL, OTHER THAN DENTAL	M2	71,805	222,699
3702100060	X-RAY FILM IN ROLLS, EXCEPT FOR MEDICAL & DENTAL	M2	67,612	413,650
3702200000	INSTANT PRINT FILM IN ROLLS	M2	337,566	403,618
3702310000	OTH FILM W/O PERFORATIONS, NT OV 105MM,COLOR PHOTO	NO	296,751	632,376
3702320030	MICROFILM, W SILVER HALIDE EMULSION IN ROLLS	M2	10,458	134,931
3702320060	OTHER FILM WITH SILVER HALIDE EMULSION, ROLLS, NES	M2	3,954	51,556
3702390000	OTH FILM W/O PERFORATIONS,NT OV 105MM,IN ROLLS	M2	46,435	90,246
3702410000	OTH FILM,W/O PERFORATIONS,,OV 610MM& OV 200MM CLR	M2	1,758	11,334
3702420000	OTH FLM,W/O PERFORATIONS,OV 610MM& OV200MM EXC CLR	M2	226,310	788,927
3702440060	OTH FLM,W/O PERFORATIONS,OV 105MM,NT OV610MM,NESOI	M2	7,568	45,184
3702510000	FLM, CLR PHOTO,NT OV 16MM & NT OV 14M IN LENGTH	NO	39,210	143,425
3702520060	FLM, CLR PHOTO, NT OV 16MM & OV 14M, EXC REVERSAL	M2	78	2,634
3702530000	OTH FLM,CLR PHOTO,OV 16MM,NT OV 35MM& NT OV30M,SLD	NO	215,413	382,494
3702540000	OTH FLM,CLR PHOTO,OV 16MM,NT OV 35MM&<=30MM,EX,SLD	NO	3,137,921	5,813,525
3702550030	REVERSAL COLOR FILM, OV 16MM & NT OV 35MM OV 30 M	M2	33,908	85,621
3702550060	FLM, CLR,OV 16MM & NT OV 35MM,OV 30MM,EXC REVERSAL	M2	8,610	328,533
3702560030	MOTION-PICTURE FILM , OVER 35MM FOR COLOR PHOTO	M	56,576	15,220
3702560060	FLM, CLR PHOTO, OVER 35MM, EXC MOTION PICTURE FILM	M2	6,266	18,350
3702910000	FLM, CLR PHOTO, NOT OVER 16MM & NOT OVER 14 M	NO	222,440	409,790
3702920000	FILM, COLOR PHOTO, NOT OVER 16MM & OVER 14 M	M2	2,374	6,959
3702930000	FILM, COLOR PHOTO,OV 16MM,NT OV35MM,NT OV 30 M	NO	208,154	256,356
3702940000	FILM,COLOR PHOTO, OV 16MM,NT OV 35MM, & OVER 30 M	M2	27,515	77,816
3702950000	FILM FOR COLOR PHOTOGRAPHY OF A WIDTH OVER 35M	M2	288,812	269,966
3703103070	SLVR HALIDE PAPER, PICTORIAL USE, ROLLS OVER 610MM	M2	158,061	137,961
3703103090	SLVR HALIDE PAPER, LINE REPRODUCT,ROLLS OV 610MM	M2	989,401	560,087
3703106000	PHOTO PAPER, IN ROLLS OVER 610MM, UNEXPOSED,NESOI	M2	66,007	147,311
3703203000	SLVR HALIDE PAPER, CLR PHOTO, IN ROLLS < 610 MM	M2	1,607,514	2,676,465
3703206000	PHOTO PAPER,IN ROLLS < 610 MM, UNEXPOSED, NESOI	M2	11,402	23,381
3703903070	SLVR HALIDE PAPER, PICTORIAL USE, EXCEPT IN ROLLS	M2	18,047	44,066
3703903090	SILVER HALIDE PAPER LINE REPRODUCTION, NESOI	M2	38,368	28,293
3703906000	PHOTO PAPER,PAPERBOARD&TEXT SENSITIZE, UNEXP,NESOI	M2	88,382	203,655
3704000000	PHOTO PLATES, FLM, PAPER, ETC, EXPOSED, NT DEVELOP	M2	71,046	188,487
3705100000	PHOTO PLATES & FILM, EXPOS & DEVL, FOR OFFSET REPRO	NO	75,492	22,331
3705201000	PHOTO PLATES & FILM, EXPOS & DEVL FOR MICROFILM	X		44,645

TABLE 1 - SHIPMENTS OF MERCHANDISE FROM THE UNITED STATES TO PUERTO RICO,  
BY COMMODITY: FISCAL YEAR 2000

COMM-CODE	COMMODITY AND UNIT OF QUANTITY		QUANTITY	VALUE-\$
3705205000	PHOTO PLATE & FILM, EXPOS & DEVL, MICROFILM, NESOI	X		111,848
3705900000	PHOTO PLATES & FILM, EXPOS & DEVL, NESOI	X		97,328
3706103000	SOUND RECORDING, MOTION PICT FLM, FOR EXHIBIT, > 35MM	M	39,411	188,421
3706106030	POSITIVE RELEASE PRINTS FOR FEATURE FILM, >=35 MM	M	71,684	27,948
3706106060	FEATURE FILM, EXCEPT POSITIVE RELEASE PRINT, >=35M	M	9,906	12,804
3706106090	MOTION-PICTURE FLM, EXPOS & DEVL, >=35MM, NESOI	M	50	70,000
3706900000	OTH MOTION-PICTURE FILM, EXPOS & DEVL, < 35 MM	M	485,919	384,791
3707100090	CHEMICAL SENSITIZING EMULSIONS FOR PHOTO USE, NESOI	KG	1,935	26,113
3707900000	CHEM PREP, PHOTO USE, MEAS/RTL SALE, NESOI	KG	652,393	2,419,437
MISCELLANEOUS CHEMICAL PRODUCTS..... TOTAL				322,767,185
3801100000	ARTIFICIAL GRAPHITE	KG	36,428	33,624
3801300000	CARBONACEOUS PASTES FOR ELECTRODES&SIMILAR PASTES	KG	23,194	81,209
3801900000	PREPARATIONS BASED ON GRAPHITE, NESOI	KG	1,661	6,051
3802100000	ACTIVATED CARBON	KG	115,445	326,536
3802902000	ACTIVATED CLAYS AND ACTIVATED EARTHS	KG	676,197	208,156
3802905000	ANIMAL BLACK, INCLUDING SPENT ANIMAL BLACK, NESOI	KG	13,832	75,000
3803000000	TALL OIL, WHETHER OR NOT REFINED	KG	37,353	28,052
3804001000	LIGNIN SULFONIC ACID AND ITS SALTS	KG	1,414,606	267,407
3805200000	PINE OIL	KG	163,477	246,881
3805900000	TERPENIC OIL, CRUDE DIPENTENE, CRD PARA-CYME, NESOI	KG	1,287	7,182
3806200000	SALTS OF ROSIN, OF RESIN ACIDS OR OF DERIV	KG	83,116	92,655
3806300000	ESTER GUMS	KG	449,710	962,600
3806900000	RUN GUMS, NESOI	KG	139,866	386,129
3807000000	WOOD TAR, VEGETABLE PITCH ETC, &SIMILAR PREPARATION	KG	47,165	155,004
3808100000	INSECTICIDES	KG	4,523,646	35,040,200
3808200000	FUNGICIDES	KG	120,998	420,906
3808300000	HERBICIDES, ANTISPROUTING PRODUCTS & PLT-GRWTH REG	KG	1,223,340	21,300,638
3808400000	DISINFECTANTS	KG	92,727	315,565
3808900000	RODENTICIDES AND SIMILAR PRODUCTS, FOR RETAIL SALE	KG	237,309	1,242,884
3809100000	FINISHING AGENTS & DYE CARRIER OF AMYLACEOUS SUBST	KG	104	2,706
3809910000	FINISHING AGENTS, NESOI, CONT >=5% WGT, >= 1 AROMT	KG	269,082	375,895
3809930000	FINISHING AGENTS, DYE CARRIERS, USED IN LEATHER ETC	KG	15,673	30,310
3810100000	PICKLING PREP FOR METAL SURFACES, SOLDERING, ETC	KG	52,446	2,038,466
3810900000	FLUXES & OTH AUXILIARY PREP, SOLDERING, ETC, NESOI	KG	48,300	870,753
3811190000	ANTIKNOCK PREPARATIONS, NESOI	KG	221,944	436,584
3811210000	ADDITIVE FOR LUB OIL CONT PETRO/BITUMINOUS MINRL	KG	48,051,842	38,085,998
3811290000	ADD FOR LUB OILS, EX THOSE WITH PETROL OIL ETC	KG	182,266	419,061
3811900000	ADDITIVES FOR LUBRICATING OILS, NESOI	KG	811,979	1,240,578
3812100000	PREPARED RUBBER ACCELERATORS	KG	1,008	6,037
3812200000	COMPOUND PLASTICIZERS FOR RUBBER OR PLASTICS	KG	2,719,697	2,377,443
3812300000	ANTIOXIDIZING PREP & OTH COMPND, FOR RUBBER/PLASTIC	KG	109,122	410,126
3813000000	PREP & CHGS FOR FIRE-EXTINGUISHERS ETC	KG	254,751	672,835
3814000000	ORGANIC COMPOSITE SOLVENTS & THINNERS, NESOI	KG	3,455,070	13,537,437
3815110000	SUPPORTED CATALYSTS W NICKEL/NICKEL COMPOUND ETC	KG	11,129	131,723
3815120000	SUPPORTED CATALYSTS W PREC METAL/PREC MTL COMPND	KG	56,344	2,336,813
3815190000	SUPPORTED CATALYSTS, NESOI	KG	25,147	288,147
3815900000	REACTION INITIATORS & ACCELERATORS, ETC, NESOI	KG	242,893	604,025
3816000010	REFRACTORY CEMENTS, MORTARS, CONCRETES OF CLAY	KG	382,720	315,871
3816000050	REFRACTORY CEMENTS, MORTARS, EXC OF 3801, NESOI	KG	701,938	349,083
3817200000	MIXED ALKYL NAPHTHALENES	KG	41,996	56,237
3818000000	CHEM ELEM DOPED, USED IN ELECTRON, DISCS WAFERS ET	KG	576,645	3,265,163
3819000000	HYDRAULIC BRAKE FLUIDS/LIQ FOR HYDRAULIC TRANS ETC	KG	722,458	1,165,871
3820000000	ANTIFREEZING PREP & PREPARED DEICING FLUIDS	KG	436,301	505,388
3821000000	PREPARED CULTURA MEDIA FOR DEVEL OF MICROORGANISMS	KG	4,143,672	11,641,872
3822000000	COMPOSITE DIAGNOSTIC/LAB REAGENTS, EXC 3002/3006	KG	1,033,486	170,287,429
3823110000	STEARIC ACID	KG	335,611	267,355
3823130000	TALL OIL FATTY ACIDS	KG	42,202	42,998
3823194000	IND MONOCARBOXY FATTY ACIDS; ACD OIL F/REFIN, NESOI	KG	53,216	270,214
3823702000	OLEYL ALCOHOL	KG	87,948	82,870
3823704000	IND FATTY ALCOHOLS, DER FM FATY SUBS ANIMAL/VEG OGN	KG	9,563	36,707
3823706000	INDUSTRIAL FATTY ALCOHOLS, NESOI	KG	1,083,854	880,057
3824100000	PREPARED BINDERS FOR FOUNDRY MOLDS OR CORES	KG	125,649	381,212
3824300000	NONAGGLOMERATED METAL CARBIDE MIXED W METALLIC ETC	KG	1	2,600
3824400000	PREPARED ADDITIVES FOR CEMENTS, MORTARS/CONCRETES	KG	2,786,396	1,644,494
3824500050	NONREFRACTORY MORTARS AND CONCRETES EXCEPT WET	T	1	3,685
3824600000	SORBITOL OTHER THAN THAT OF SUBHEADING 2905.44	KG	24,730	33,424
3824790000	ACYCLIC PERHALOGENATED DERIVATIVES, NESOI	KG	24,052	12,607

TABLE 1 - SHIPMENTS OF MERCHANDISE FROM THE UNITED STATES TO PUERTO RICO,  
BY COMMODITY: FISCAL YEAR 2000

COMM-CODE	COMMODITY AND UNIT OF QUANTITY	QUANTITY	VALUE-\$
3824901100	CULTURED CRYSTAL, EX OPT >=2.5 G WGT EA, IN INGOT	KG 89	26,586
3824901900	CULTURED CRYSTAL, EXC OPTICAL >=2.5g BY WGT, NESOI	KG 22,011	83,639
3824904000	FATTY SUBST OF ANIMAL/VEGETABLE ORGIN MIXTURES	KG 23,301	90,008
3824904795	MIXTURES OF HALOGENATED HYDROCARBONS, NESOI	KG 105,652	924,247
3824909010	MIXTURES, ACYCLIC, UNSUBT ALCH CONT C11 OR LOWER	KG 14,325	10,421
3824909040	MIXTURES, ACYCLIC, MONOHYDRIC, UNSUBST ALCH, NESOI	KG 109,983	231,872
3824909060	CHEM PRODUCTS & PREP OF CHEM/ALLIED INDUSTRY, NESOI	KG 829,643	5,093,659
	PLASTICS AND ARTICLES THEREOF; RUBBER AND ARTICLES THEREOF..... TOTAL		596,401,965
	PLASTICS AND ARTICLES THEREOF..... TOTAL		520,721,811
3901100010	LINEAR LOW DENSITY POLYETHYLENE, SPEC GRAV < 0.94	KG 2,132,711	2,164,335
3901100020	LOW DENSITY POLYETHYLENE, EXCEPT LINEAR, SP GR < 0.94	KG 6,778,974	5,853,781
3901100030	MEDIUM DENSITY POLYETHYLENE, SPEC GRAVITY < 0.94	KG 255,269	344,662
3901200000	POLYETHYLENE HAVING A SPEC GRAVITY OF 0.94 OR MORE	KG 18,973,757	16,303,489
3901302000	ETHYLENE-VINYL ACE COPOLY: VINYL ACE-VINYL CHLR-ETH	KG 1,814	9,269
3901306000	ETHYLENE-VINYL ACETATE COPOLYMERS, NESOI	KG 36,380	61,109
3901905500	ETHYLENE COPLOYMERS	KG 41,174	50,887
3901909000	POLYMERS OF ETHYLENE IN PRIMARY FORM, NESOI	KG 961,739	859,260
3902100000	POLYPROPYLENE	KG 3,751,298	3,860,486
3902205000	POLYISOBUTYLENE, NESOI	KG 413,119	1,436,305
3902300000	PROPYLENE COPOLYMERS	KG 625,658	656,864
3902900010	POLYBUTYLENE	KG 18,478	17,556
3902900050	POLYMERS OF PROPYLENE/OTHR OLEFINS PRIM FORM, NESOI	KG 103,290	245,252
3903110000	POLYSTYRENE, EXPANDABLE	KG 208,572	276,724
3903190000	POLYSTYRENE, NESOI	KG 428,180	522,657
3903200000	STYRENE-ACRYLONITRILE (SAN) COPOLYMERS	KG 200,758	457,467
3903300000	ACRYLONITRILE-BUTADIENE-STYRENE (ABS) COPOLYMERS	KG 708,742	1,487,308
3903900000	POLYMERS OF STYRENE, IN PRIMARY FORMS, NESOI	KG 803,749	1,657,573
3904100000	POLYVINYL CHLORIDE, NOT MIXED WITH ANY OTH SUBSTANC	KG 5,461,064	4,426,887
3904210000	OTHER POLYMERS OF POLYVINYL CHLORIDE, NONPLASTIZED	KG 350,824	543,972
3904220000	OTHER POLYMERS OF POLYVINYL CHLORIDE, PLASTICIZED	KG 8,187,673	12,750,320
3904302000	VINYL CHLOR-VINYL ACE COPOLY: VINYL ACE-VINYL CHLOR	KG 6,422	139,761
3904306000	VINYL CHLORIDE-VINYL ACETATE COPOLYMERS, NESOI	KG 12,786	27,680
3904400000	OTHER VINYL CHLORIDE COPOLYMERS	KG 480	21,000
3904500000	VINYLDIENE CHLORIDE POLYMERS	KG 7,938	5,736
3904610000	POLYTETRAFLUOROETHYLENE (PTFE)	KG 9,443	93,084
3904691000	OTHER FLUORO-POLYMERS, ELASTOMERIC	KG 54	7,578
3904695000	OTHER FLUORO-POLYMERS, EXCEPT ELASTOMERIC	KG 11,150	302,416
3904900000	POLYMERS OF OTH HALOG OLEFINS, PRIMARY FORM, NESOI	KG 2,621	56,045
3905120000	POLYMERS OF VINYL ACETATE, IN AQUEOUS DISPERSION	KG 268,543	296,545
3905190000	POLYMERS OF VINYL ACETATE, NOT IN AQUEOUS DISPERS	KG 759,015	2,774,301
3905210000	VINYL ACETATE COPOLYMERS, IN AQUEOUS DISPERSION	KG 1,289,361	1,006,356
3905290000	VINYL ACETATE COPOLYMERS, NESOI	KG 64,797	157,381
3905300000	POLYVINYL ALCOHOLS, W/O UNHYDROLYZED ACETATE GRPS	KG 237,097	480,519
3905911000	COPOLYMERS: CONT BY WT >=50% DER VINYL ACETATE	KG 56,662	76,564
3905915000	OTHR VINYL COPOLYMERS, NESOI	KG 62,098	175,541
3905993000	POLYVINYL CARBAZOLE (INCLUDING ADJUVANTS)	KG 133	4,480
3905998000	OTHER VINYL POLYMERS IN PRIMARY FORMS, NESOI	KG 28,625	65,646
3906100000	POLYMETHYL METHACRYLATE	KG 157,125	256,278
3906901000	OTHR ACRYLIC POLYMERS IN PRIMARY FORM, ELASTOMERIC	KG 160,949	319,213
3906906000	OTHER ACRYLIC POLYMERS IN PRIMARY FORMS, NESOI	KG 3,889,650	16,910,995
3907100000	POLYACETALS	KG 643,958	2,173,330
3907200000	OTHER POLYETHERS	KG 622,155	834,409
3907300000	EPOXIDE RESINS	KG 257,898	1,210,315
3907400000	POLYCARBONATES	KG 2,469,435	7,942,804
3907500000	ALKYD RESINS	KG 948,463	1,143,873
3907600000	POLYETHYLENE TEREPHTHALATE	KG 3,946,295	4,120,419
3907910000	OTHER POLYESTERS, UNSATURATED	KG 2,173,981	3,243,695
3907990000	OTHER POLYESTERS, SATURATED	KG 834,014	3,589,321
3908100000	POLYAMIDE-6,-11,-12,-6,6,-6,9,-6,10 OR -6,12	KG 1,845,608	5,119,738
3908902000	BIS(4-AMINO-3-METHYLCYCLOHEXYL)-METHANEISOPHTHALIC	KG 31,828	150,000
3908907000	OTHER POLYAMIDES IN PRIMARY FORMS	KG 50,124	171,778
3909100000	UREA RESINS, THIOUREA RESINS	KG 2,934,168	6,509,944
3909200000	MELAMINE RESINS	KG 61,253	151,312
3909300000	OTHER AMINO-RESINS	KG 324,607	846,247
3909400000	PHENOLIC RESINS	KG 1,369,452	2,000,924

TABLE 1 - SHIPMENTS OF MERCHANDISE FROM THE UNITED STATES TO PUERTO RICO,  
BY COMMODITY: FISCAL YEAR 2000

COMM-CODE	COMMODITY AND UNIT OF QUANTITY	QUANTITY	VALUE-\$
3909501000	POLYURETHANES,ELASTOMERIC	KG 102,951	219,948
3909506000	POLYURETHANES, EXCEPT ELASTOMERIC	KG 1,343,922	3,694,040
3910000000	SILICONES IN PRIMARY FORMS	KG 524,079	2,753,106
3911100000	PETROLEUM RESINS,COUMARONE RESINS,ETC,POLYTERPENES	KG 348,026	370,279
3911901000	OTHER ELASTOMERIC RESINS NESOI	KG 10,272,674	17,613,914
3911906000	POLYSULFIDES,POLYSULFONES, & OTH PROD, NESOI	KG 2,351,624	15,352,698
3912110000	CELLULOSE ACETATES,NONPLASTICIZED	KG 171,721	761,686
3912120000	CELLULOSE ACETATES,PLASTICIZED	KG 91,162	328,128
3912200000	CELLULOSE NITRATES (INCLUDING COLLODIONS)	KG 70,189	113,026
3912310000	CARBOXYMETHYLCELLULOSE AND ITS SALTS	KG 238,247	2,041,251
3912390000	CELLULOSE ETHERS,NESOI	KG 1,463,664	10,552,976
3912900000	CELLULOSE & ITS CHEMICAL DERIV,PRIMARY FORMS,NESOI	KG 1,113,551	5,348,878
3913100000	ALGINIC ACID,ITS SALTS AND ESTERS	KG 28,722	51,514
3913901000	CHEMICAL DERIVATIVES OF NATURAL RUBBER	KG 135,197	600,983
3913908000	NATURAL POLYMERS & MODIF NAT POLYMRS,PRIM FM,NESOI	KG 2,078,934	6,702,713
3914002000	(CHOLESTYRAMINE RESIN USP)	KG 28,795	132,476
3914006000	ION-EXCHANG,BASD ON POLYMRS 3901-3913,PRIM FM,NESOI	KG 63,322	1,387,749
3915100000	WASTE,PARING,SCRAP,OF PLAST,OF POLYMRS OF ETHYLENE	KG 34,257	52,013
3915200000	WASTE,PARING,SCRAP,OF PLAST,OF POLYMRS OF STYRENE	KG 130,921	141,157
3915900010	OF POLYETHYLENE TEREPHTHALATE (PET) PLASTICS	KG 49,900	97,601
3915900090	OTHER PLASTICS OTHER THAN PET PLASTICS	KG 322,685	979,936
3916100000	RODS,STICKS & PROFILE SHAPE,OF POLYMRS OF ETHYLENE	KG 2,498	24,006
3916200000	RODS,STICKS & PROFILE SHAPES,OF POLYMR VIN CHLORID	KG 9,136	219,893
3916901000	RODS,STICKS,& PROFILE SHAPES,OF ACRYLIC POLYMERS	KG 4,197,474	24,963,371
3916902000	RACQUET STRINGS,OF PLASTIC	M 32,443	16,221
3916906000	MONOFILAMENTS,CROSS-SECTION >1MM,ROD, ETC, NESOI	KG 626,789	3,370,848
3917100000	ART GUTS, SAUSAGE CASING, HARDEN PROTEIN/CELLULOS	KG 43,370	224,136
3917210000	TUBES,PIPES & HOSES,RIGID,OF POLYMRS OF ETHYLENE	KG 85,040	4,015,938
3917220000	TUBES,PIPES & HOSES,RIGID,OF POLYMERS OF PROPYLENE	KG 10,752	108,264
3917230000	TUBES, PIPES & HOSES, OF POLYMER OF VINYL CHLORIDE	KG 3,266,312	5,702,049
3917290050	TUBES,PIPES & HOSES,RIGID,OF PLASTIC,NESOI<200MM	THS 6,760	2,030,347
3917290090	TUBES,PIPES & HOSES,RIGID,OF PLASTIC,NESOI>=200MM	KG 305,258	1,220,541
3917310000	FLEXIBLE TUBES,PIPES & HOSE,MIN BURST PRES 2>.6MPA	KG 54,917	309,984
3917320000	TUBES ETC, NT REINFORCED OR COMBINED, NESOI	KG 62,150	877,122
3917330000	TUBES,PIPES & HOSES,NOT RIGID,NOT REINF,WITH FIT	KG 15,446	89,781
3917390000	TUBES, PIPES & HOSES, NESOI	KG 8,445,390	16,104,087
3917400000	FITTINGS FOR TUBES,PIPES & HOSES,OF PLASTIC	KG 757,695	3,172,597
3918101000	VINYL TILE, WHETHER OR NOT SELF-ADHESIVE	M2 1,757,016	6,302,937
3918102000	FLOOR COVERINGS OF VINYL CHLORIDE POLYMERS, NESOI	M2 106,736	183,962
3918106000	WALL OR CEILING COVERINGS, POLYMER, VINYL CHLORID	M2 122,465	320,564
3918901000	FLOOR COVERINGS OF OTHER PLASTICS	M2 31,346	120,722
3918906000	WALL OR CEILING COVERINGS OF OTHER PLASTICS, NESOI	M2 38,080	119,442
3919101000	SELF-ADHES PLATES,ETC,ROLS <=20CM,LIGT REF,GLAS GR	X	3,333,595
3919102010	FILAMENT REINFORCED TAPE	M2 33,627	56,807
3919102020	ELECTRICAL TAPE	M2 145,746	386,413
3919102030	TRANSPARENT TAPE NOT EXCEEDING 5CM IN WIDTH	M2 2,310,495	515,673
3919102040	TRANSPARENT TAPE <=55 M IN WIDTH, NESOI	M2 74,198	205,344
3919102055	SELF-ADHS PLATE,SHEET,TAPE,ETC,PLTS,RL<=20CM,NESOI	M2 12,995,538	5,923,711
3919901000	SELF-ADHES PLATES,SHEET,ETC,LIGHT REFL,GLASS GRAIN	KG 122,795	1,437,760
3919905010	REFLECTORIZED SHEETING OF PLASTICS	M2 40,462	158,036
3919905020	FILAMENT REINFORCED TAPE, OF PLASTICS	M2 37,495	153,209
3919905030	ELECTRICAL TAPE OF PLASTICS	M2 2,792	20,157
3919905040	TRANSPARENT TAPE OF PLASTIC	M2 18,501	90,651
3919905060	SELF-ADHS PLATE,SHEET,TAPE,ETC, OF PLASTICS,NESOI	M2 55,349,534	3,411,765
3920100000	PLATES,SHEETS,ETC,NONCELL, NOT REINF,POLM ETHYLENE	KG 1,688,681	4,981,225
3920200000	PLATES,SHEETS,ETC,NONCELL, NOT REIN,POLM PROPYLENE	KG 550,809	3,296,848
3920300000	PLATES,SHEETS,ETC, NONCELL,NOT REIN,POLYM STYRENE	KG 36,857	701,321
3920410000	PLATES,SHEETS,ETC,NONCELL,NT REIN,POLM VY CHL,RIGD	KG 1,962,782	6,450,268
3920420000	PLATES,SHEETS,ETC,NONCELL,NT REIN,POLM VY CHL,FLEX	KG 7,977,843	17,606,334
3920510000	PLATE,ETC,NONCELL,NT REIN, POLYMETHYL METHACRYLATE	KG 185,207	544,024
3920590000	PLATE,SHEET,FILM,FOIL,STRIP, ACRYLIC POLYMER,NESOI	KG 174,712	2,070,652
3920610000	PLATES,ETC,NONCEL,N REIN,OF POLYCARBONATES	KG 694	36,255
3920620000	PLATES,ETC,NONCEL,N REIN,POLYETHYLENE TEREPHTHALATE	KG 97,429	313,081
3920630000	PLATE,ETC,NONCELL,NT REIN, UNSATURATED POLYESTERS	KG 16,993	55,383
3920690000	PLATES,ETC,NONCEL,N REIN,OF OTHER POLYESTERS,NESOI	KG 70,387	828,762
3920710000	PLATES,ETC,NONCEL,N REIN,OF REGENERATED CELLULOSE	KG 979,365	2,955,333
3920720000	PLATES,ETC,NONCEL,N REIN,OF CELLULO OR DER,VLC FBR	KG 44,510	1,121,110
3920730000	PLATES,ETC,NONCEL,N REIN,OF CELLULOSE ACETATE	KG 1,702	5,100
3920790000	PLATE,ETC,NONCELL,NT REIN, CELLULOSE DERIVATIVES	KG 128,131	569,290

TABLE 1 - SHIPMENTS OF MERCHANDISE FROM THE UNITED STATES TO PUERTO RICO,  
BY COMMODITY: FISCAL YEAR 2000

COMM-CODE	COMMODITY AND UNIT OF QUANTITY		QUANTITY	VALUE-\$
3920910000	PLATES,ETC,NONCEL,N REIN,OF POLYVINYL BUTYRAL	KG	23,008	263,850
3920920000	PLATES,ETS,NONCEL,N REIN,OF POLYAMIDES	KG	50,314	262,211
3920930000	PLATES,ETC,NONCEL, N REIN, OF AMINO-RESINS	KG	22	9,760
3920940000	PLATES,ETC,NONCEL, N REIN, OF PHENOLIC RESIN	KG	763	10,104
3920990000	PLATES,FOIL,NONCELL, NT REIN,OF OTH PLASTIC, NESOI	KG	2,260,286	6,321,377
3921110000	PLATES,SHEETS,FILM,FOIL,STRIP,CELL,PLYM OF STYRENE	KG	490,480	899,088
3921120000	PLATES,SHEETS,ETC, & STRIP,CELL,PLYM VINYL CHLORID	M2	57,550	137,888
3921130000	PLATES,SHEETS,ETC, & STRIP,CELL OF POLYURETHANES	X		2,053,474
3921140000	PLATES,SHEETS,FILM,ETC,CELL,OF REGENERAT CELLULOSE	KG	2,546	14,600
3921190000	PLATES,SHEETS,FILM,FOIL & STRIP,CELL,OF OTH PLAST	KG	979,238	4,712,730
3921901000	PLATES,SHEETS,ETC & STRIP,EXC CELL,COMBINED W TEXT	M2	1,402,031	3,206,026
3921904000	PLATES,SHEETS,ETC,PLAS,EX CELL,FLEXIBLE,NESOI	KG	1,017,320	3,080,288
3921905010	HIGH PRESSURE PAPER REINFORCD DECORATIVE LAMINATES	M2	6,431	34,058
3921905050	PLATES,SHEETS,ETC,PLAS,EX CELL,EX FLEX,NESOI	M2	3,598,033	2,054,146
3922100000	BATHS,SHOWER BATHS & WASHBASINS,OF PLASTIC	X		1,067,860
3922200000	LAVATORY SEATS & COVER,OF PLASTIC	NO	40,470	618,572
3922900000	BIDETS,LAVATORY PANS,SIMILR SANITARY WARE,PLASTIC	X		705,461
3923100000	BOXES,CASES,CRATES & SIMILAR ARTICLES,OF PLASTIC	X		4,818,382
3923210000	SACKS & BAGS(INCL CONES) OF POLYMERS OF ETHYLENE	KG	3,634,076	8,521,031
3923290000	SACKS & BAGS(INCLUDING CONES) OF OTHER PLASTICS	KG	1,937,443	9,201,486
3923300000	CARBOXS,BOTTLES,FLASKS & SIMILAR ARTICLES,OF PLAST	X		15,742,057
3923400000	SPOOLS, COPS, BOBBINS & SIMILAR SUPPORTS, PLASTICS	X		2,396,279
3923500000	STOPPERS,LIDS,CAPS, & OTHER CLOSURES,OF PLASTIC	X		19,698,174
3923900000	ART FOR CONVEYING OR PACKING OF GOODS,PLAST,NESOI	X		29,953,496
3924100000	TABLEWARE AND KITCHENWARE OF PLASTICS	X		18,148,029
3924901000	CURTAINS,NAPKINS,TABLE COVERS,MATS, OF PLASTICS	X		2,054,534
3924902000	PICTURE FRAMES OF PLASTICS	X		417,519
3924905500	HOUSEHOLD ARTICLES & TOILET ARTICLES,OF PLAST,NESOI	X		10,495,372
3925100000	RESERVOIRS,TANKS,ETC,CAPACITY >300 LITERS,PLASTIC	X		698,834
3925200010	DOORS AND DOOR FRAMES, OF PLASTIC	NO	3,753	1,016,111
3925200090	WINDOWS & THEIR FRAMES &THRESHLDS FOR DOOR OF PLAS	KG	41,107	282,809
3925301000	BLINDS(INCLUDING VENETIAN BLINDS)OF PLASTIC	NO	80,241	549,091
3925305000	SHUTTERS & SIMILR ARTICLES & PARTS,OF PLAST,NESOI	X		738,625
3925900000	BUILDERS' WARE OF PLASTICS,NESOI	X		639,933
3926100000	OFFICE OR SCHOOL SUPPLIES OF PLASTIC	X		5,344,649
3926201010	GLOVES,SEAMLESS,SURGICAL & MEDICAL,OF PLASTIC	DPR	190,141	639,123
3926201060	GLOVES SEAMLESS,EXCEPT SURGICAL/MEDICAL, PLASTIC	DPR	50,111	184,776
3926202500	GLOVES SPEC DESIGNED FOR USE IN SPORTS, PLASTIC	NO	16,605	63,174
3926204000	GLOVES,OF PLASTIC,NESOI	DPR	12,305	179,293
3926205000	ART OF APPAREL & CLOTHING ACCESSORIES,PLAST, NESOI	DOZ	59,519	1,093,435
3926301000	HANDLES AND KNOBS FOR FURNITURE, COACHWORK	KG	117,098	178,723
3926305000	FITTINGS FOR FURNITURE,COACHWORK,ETC,PLASTIC,NESOI	KG	61,281	218,849
3926400000	STATUETTES & OTHER ORNAMENTAL ARTICLES,OF PLASTIC	X		66,977
3926901000	BUCKETS & PAILS,OF PLASTIC	NO	385,183	606,100
3926901500	NURSING NIPPLES & PACIFIERS	GRS	4,738	51,035
3926902000	ICE BAGS,DOUCHE BAGS,ETC, & FITTINGS THEREFOR	X		1,170,878
3926902500	HANDLES & KNOBS,OF PLASTIC,NESOI	KG	48,126	247,699
3926903000	PARTS FOR YACHTS OR PLEASURE BOATS,ETC	X		400,408
3926903300	HANDBAGS OF BEADS,BUGLES & SPANGLES	NO	14,494	164,227
3926903500	BEADS,BUGLES,SPANGLES,NOT STRUNG,ETC,& ART THEREOF	X		227,190
3926904000	IMITATION GEMSTONES	X		50,393
3926904500	GASKETS,WASHERS & OTHER SEALS	X		4,066,177
3926905000	FRAMES OR MOUNTS FOR PHOTOGRAPHIC SLIDES	X		33,290
3926905500	BELTING & BELTS,FOR MACH,CONT TEXT FBR,V-BELTS	KG	5,493	62,470
3926905800	BELTING & BELTS,FOR MACH,CONT TEXT, EXC V-BELTS	KG	327	6,670
3926906000	BELTING & BELTS FOR MACHINERY,NESOI	KG	74,482	931,939
3926906700	BELTING & BELTS,FOR MACHINERY EXC CONT TEXT FIBERS	GRS	3,564	2,826
3926907500	PNEUMATIC MATTRESSES & OTH INFLATABLE ART,NESOI	X		183,772
3926908700	FLEX PLAS DOCUMENT BINDERS,WITH TABS,ROLLED/FLAT	X		148,696
3926909810	LABORATORY WARE	X		2,787,906
3926909830	OTH ART OF PLASTIC & OTH MAT,HDG 3901-3914,LADDERS	NO	6,975	139,066
3926909885	OTH ART OF PLASTIC & OTH MAT, HDG 3901-3914,NESOI	X		38,256,433
RUBBER AND ARTICLES THEREOF..... TOTAL				75,680,154
4001100000	NATURAL RUBBER LATEX, WHETHER OR NOT PREVULCANIZED	KG	101,940	251,281
4001210000	NATURAL RUBBER IN SMOKED SHEETS	KG	3,376	51,239
4001220000	TECHNICALLY SPECIFIED NATURAL RUBBER (TSNR)	KG	516	7,365
4001290000	NATURAL RUBBER IN OTHER FORMS, NESOI	KG	29,895	177,584

TABLE 1 - SHIPMENTS OF MERCHANDISE FROM THE UNITED STATES TO PUERTO RICO,  
BY COMMODITY: FISCAL YEAR 2000

COMM-CODE	COMMODITY AND UNIT OF QUANTITY		QUANTITY	VALUE-\$
4002110000	LATEX OF (SBR); (XSBR)	KG	24,409	88,482
4002190000	STYRENE-BUTADIENE RUB; (XSBR), EXC LATEX, NESOI	KG	59,910	157,124
4002490000	CHLOROPRENE (CHLOROBUTADIENE) RUB, EXC LATEX, NESOI	KG	142,446	597,978
4002510000	LATEX OF ACRYLONITRILE-BUTADIENE RUBBER (NBR)	KG	23,590	40,014
4002590000	ACRYLONITRILE-BUTADIENE RUBBER, EXC LATEX, NESOI	KG	5,882	21,284
4002700000	ETHYLENE-PROPYLENE-NONCONJUGATED DIENE RUBBER	KG	162,120	208,089
4002910000	OTHER LATEX, NESOI	KG	93,319	149,384
4002990000	SYNTHETIC RUB & FATICE DERIVED FROM OILS, NESOI	KG	41,140	84,385
4003000000	RECLAIM RUB IN PRIMARY FORM/PLATES, SHEETS/STRIP	KG	254	4,400
4005100000	RUB, UNVULCANIZED, COMPOUND W/ CARBON BLK/SILICA	KG	79,080	290,161
4005200000	RUB, UNVULCANIZED, IN SOLUTIONS; DISPERSIONS	KG	767	5,002
4005910000	RUBBER, UNVULCANIZED, IN PLATES, SHEETS, AND STRIP	KG	14,862	167,189
4005990000	COMPOUND RUB, UNVULCANIZED, IN PRIMARY FORM, NESOI	KG	20,891	23,011
4006100000	CAMEL-BACK STRIPS FOR RETREADING RUBBER TIRES	KG	541,019	1,397,089
4006900000	OTHER FORMS & ARTICLES, OF VULCANIZED RUB, NESOI	KG	133,670	241,707
4007000000	VULCANIZED RUBBER THREAD AND CORD	KG	27,121	190,168
4008110000	PLATE, SHEET & STRIP VULCANIZED RUB, CELLULAR RUB	KG	17,994	53,614
4008190000	RODS & PROFILE SHAPE VULCANIZED RUB, CELLULAR RUB	KG	15,179	20,752
4008210000	PLATES OF VULCANIZED RUB, OF NONCELLULAR RUBBER	KG	35,096	90,044
4008290000	RODS OF VULCANIZED RUB, OF NONCELLULAR RUB, NESOI	KG	5,241	21,630
4009100000	PIPE, NT REINFORCED/COMBINE W/MATERIAL, W/O FITTING	KG	116,372	245,258
4009200000	PIPE, REINFORCED/COMBINE W/METAL ONLY, W/O FITTING	KG	1,566	48,884
4009300000	PIPE, REINFORCED/COMBINE W/ TEXTILES, W/O FITTINGS	KG	39,361	396,318
4009400000	PIPE, REINFORCED/COMBINE W/ MATERIAL, W/O FITTINGS	KG	1,857	13,376
4009500040	PIPE, VULCAN RUB, W/ FITTING, NT REINFORCED NESOI	KG	17,323	52,257
4009500090	PIPE, VULCANIZED RUB, W/ FITTING, NESOI	KG	30,169	102,658
4010110000	CONVEYOR BELTS OR BELTING REINFORCED WITH METAL	KG	25,743	109,282
4010120000	CONVEYOR BELTS REINFORCED WITH TEXTILE MATERIALS	KG	54	4,325
4010190000	CONVEYOR BELTS/BELTING OF VULCANIZE RUBBER, NESOI	KG	33,532	425,339
4010210000	ENDLESS TRANSMS BLT, TRAPZ, CIRCUMFRN >60CM <180CM	KG	4,731	23,952
4010220000	ENDLESS TRANSMS BLT, CIRCUMFERENCE > 180CM < 240CM	KG	26	3,011
4010230000	ENDLESS SYNCHRON BLT, CIRCUMFERENCE >60CM <150CM	KG	2,356	39,983
4010290000	TRANSMISSION BELT/BELTING, OF VULCANIZE RUB, NESOI	KG	9,039	164,228
4011101000	RADIAL TIRES OF A KIND USED ON MOTOR CARS	NO	805,289	21,980,629
4011105000	PNEUMATIC TIRE, EXC RADIAL, USE MOTOR CARS, NESOI	NO	720,901	18,516,873
4011201005	RADIAL TIRES USED ON LIGHT TRUCK, ON-THE-HIGHWAY	NO	184,334	5,660,579
4011201015	RADIAL TIRE USE BUS/TRUCK, EXC LT TRUCK, ON HWY	NO	28,071	2,624,240
4011201025	RADIAL TIRE, USE BUS/TRUCK, RIM >=40.6 CM DIAMETER	NO	121	38,642
4011201035	RADIAL TIRE, USE ON BUS, EXC USE ON RIM >=40.6 CM	NO	112	72,553
4011205010	TIRES, EXC RADIAL, USE LT TRUCK, ON HWY, NESOI	NO	18,830	861,195
4011205020	TIRE, EXC RADIAL, USE BUS, EXC LT TRUCK, NESOI	NO	87	3,893
4011205030	TIRE, EXC RADIAL, USE ON BUS, RIM >=40.6 CM	NO	38	7,291
4011205050	NEW PNEUMATIC TIRE, RUB FOR BUS/TRK OFF-HWY, NESOI	NO	2,922	154,608
4011300000	NEW PNEUMATIC TIRES, OF RUBBER, USED ON AIRCRAFT	NO	242	43,113
4011400000	NEW PNEUMATIC TIRES, OF RUBBER, USED ON MOTORCYCLE	NO	17,614	1,050,993
4011500000	NEW PNEUMATIC TIRES, OF RUBBER, USED ON BICYCLES	NO	240	3,212
4011911000	NEW TIRE, HERRING-BONE, FOR TRACTOR IN 8701.90.10	NO	470	156,708
4011991000	NEW TIRE, EXC HERRING-BONE TRACTOR IN 8701.90.10	NO	358	38,830
4011994000	RADIAL TIRE, FOR TRACTORS IN 8701.90.10 IN CHP 84	NO	1	3,306
4011998000	NEW PNEUMATIC TIRE, EXC HERRING-BONE, NESOI	NO	706	30,183
4012105020	RETREAD TIRES, RUB, FOR ON-THE-HWY TRUCK & BUS	NO	21	3,136
4012106000	RETREAD TIRE, RUB, EXC ON-THE-HWY TRK & BUS, NESOI	NO	52,116	107,272
4012200000	USED PNEUMATIC TIRES OF RUBBER	NO	141,808	782,823
4012901000	SOLID OR CUSHION TIRES, OF RUBBER	NO	1,103	22,164
4012906000	INTERCHANGEABLE TIRE TREADS & TIRE FLAPS, OF RUB	KG	3,256	27,652
4013100010	INNER TUBES, OF RUBBER, USED ON MOTOR CARS	NO	8,735	549,456
4013100020	INNERTUBES, OF RUBBER, USED ON TRUCKS AND BUSES	NO	20,112	106,828
4013200000	INNER TUBES, OF RUBBER, OF A KIND USED ON BICYCLES	NO	246	2,580
4013900000	INNER TUBES, OF RUBBER, NESOI	NO	6,619	115,633
4014100000	SHEATH CONTRACEPTIVE, OF VULCANIZE RUB, EXC HD RUB	X		168,506
4014901000	NURSING NIPPLES, OF VULCANIZE RUB, EXC HARD RUB	GRS	87,000	218,898
4014905000	HYGENIC ARTICLE, EXC NURSING NIPPLES, NESOI	X		1,411,627
4015110000	SURGICAL & MED GLOVE, VULCANIZE RUBBER, NESOI	DPR	824,529	1,048,577
4015190000	GLOVES, EXCEPT SURGICAL AND MEDICAL GLOVES, NESOI	DPR	26,169	290,579
4015900000	ARTICLE OF APPAREL, EXC GLOVE, VULCANIZE RUB, NESOI	X		4,144,128
4016100000	OTHER ARTICLE OF VULCANIZED RUB, OF CELLULAR RUB	X		37,842
4016910000	FLOOR COVERING & MAT, VULCANIZE RUB, EXC HARD RUB	X		438,739
4016920000	ERASERS, OF VULCANIZED RUBBER, EXC HARD RUBBER	X		3,068
4016930000	GASKET, WASHERS & OTHER SEALS, OF VULCANIZED RUB	X		5,550,262



TABLE 1 - SHIPMENTS OF MERCHANDISE FROM THE UNITED STATES TO PUERTO RICO,  
BY COMMODITY: FISCAL YEAR 2000

COMM-CODE	COMMODITY AND UNIT OF QUANTITY		QUANTITY	VALUE-\$
4016940000	BOAT/DOCK FENDER, INFLATABLE/NT, OF VULCANIZED RUB	X		1,373,598
4016950000	INFLATABLE ARTICLES, EXC BOAT/DOCK FENDER, NESOI	X		122,789
4016990500	HOUSEHOLD ARTICLES, OF VULCANIZED RUBBER, NESOI	X		101,706
4016995010	MECHANIC ARTICLE FOR MOTOR VEHICLE, VULCANIZED RUB	X		151,371
4016996000	OTHER ARTICLES VULCANIZED RUB, EXC HD RUB, NESOI	X		1,557,128
4017000000	HARD RUB IN ALL FORMS; ARTICLES OF HARD RUBBER	X		129,097
	RAW HIDES AND SKINS, LEATHER, FURSKINS AND ARTICLES THEREOF; SADDLERY AND HARNESS; TRAVEL GOODS, HANDBAGS AND SIMILAR CONTAINERS; ARTICLES OF ANIMAL GUT(OTHER THAN SILKWORM GUT).....	TOTAL		100,422,270
	RAW HIDES AND SKINS(OTHER THAN FURSKINS) AND LEATHER.....	TOTAL		18,144,942
4101100000	BOV HIDES WHOLE NOV 8KG DRD/10KG DRY-SALT/14 KG FR	PCS	1,529	30,120
4101210020	CATTLE HIDES, WHOLE, FRESH OR WET-SALTED	PCS	1,272	73,447
4103900060	PIG, HOG SKINS FRESH SALTED ETC, NOT TANNED	PCS	10,512	28,580
4103900095	HIDES/SKINS NESOI FRESH, SALTED ETC NOT TANNED	X		617,083
4104102000	BOVINE UPPER LEATHER WHOLE NO HAIR NOT OVER 28 SFT	M2	148	4,297
4104109000	BOVINE LEATHER NESOI WHOLE WITHOUT HAIR, CALF/KIP	M2	26,821	629,024
4104220000	BOVINE LEATHER WITHOUT HAIR ON OTHERWISE PRETANNED	M2	17,292	187,548
4104295000	BOVINE NESOI/ EQUINE UPPER LEATHER; SOLE LEATHER	M2	330	8,478
4104299030	BOVINE LEA NESOI/EQUINE LEA, WET BLUES NOT SPLIT	PCS	109	3,254
4104299080	BOVINE LEA NESOI/EQUINE TANNED ETC NT FUTHR PREPRD	KG	165,248	2,861,458
4104314000	BOV UPHOLSTRY LEA FULL GRN/GRN SPLIT PARCHMT-DRESS	M2	97	2,630
4104315010	BOVINE NESOI/EQUINE UPPER LEATHER SPLIT DRESSD/ETC	M2	154,178	2,765,898
4104315020	BOVINE NESOI/EQUINE UPPER LEATHER, FULL GRAINS	M2	2,145,469	3,815,520
4104316030	BOVINE NESOI/EQUINE BELTING LEATHER NT FANCY NESOI	M2	3,684	15,286
4104316050	BOVINE/EQUIN BAG/CASE/STRAP/COLLAR LEATHR NT FANCY	M2	835	16,652
4104316090	BOVINE NESOI/EQUINE LEA FULL/SPLIT GRAINS NT FANCY	KG	26,087	191,205
4104394000	BOVINE & EQUINE LEATHER NESOI, PREPRD AFTR TANNING	M2	1,824,168	6,410,464
4104395010	BOVINE/EQUINE UPPER LEATHER SPLIT, NESOI, PREPARED	M2	1,275	37,126
4104396030	BOVINE/EQUINE BELTING LEATHER, NOT FANCY, NESOI	M2	687	2,847
4104396090	BOVINE/EQUINE LEATHER, NOT FANCY, NESOI, PREPARED	KG	8,816	118,522
4104398000	BOVINE/EQUINE LEATHER, FANCY, NESOI, PREPARED	M2	19,922	81,222
4105120000	SHEEP/LAMB SKIN LEA NO WOOL OTHERWISE PRETANNED	M2	697	2,963
4107100000	SWINE LEATHER, WITHOUT HAIR ON	M2	155,723	211,859
4108000000	CHAMOIS (INCLUDING COMBINATION CHAMOIS) LEATHER	M2	1,085	22,904
4111000000	COMPOSITION LEA, LEA FIBER IN SLABS, SHEETS, STRIP	KG	259	6,555
	ARTICLES OF LEATHER; SADDLERY AND HARNESS; TRAVEL GOODS, HANDBAGS AND SIMILAR CONTAINERS; ARTICLES OF ANIMAL GUT (OTHER THAN SILKWORM GUT).....	TOTAL		61,207,825
4201003000	DOG LEASHES,COLLARS,MUZZLES,HARNESSES ETC FOR DOGS	X		25,900
4201006000	SADDLERY & HARNESSES ETC FOR ANY ANIMAL, NESOI	X		53,692
4202110000	TRUNKS, SUITCASES,ETC,SURFACE COMPS/PATENT LEATHER	NO	123,162	1,082,534
4202120000	TRUNKS, SUITCASES,ETC,SURFACE PLASTIC/TEXT MATERLS	NO	90,814	1,594,271
4202190000	TRUNKS,SUITCASES,VANITY CASES ETC,NESOI	NO	175,925	1,655,313
4202210000	HANDBAGS, SURFACE OF COMPOSITION/PATENT LEATHER	NO	54,449	2,513,778
4202220000	HANDBAGS, SURFACE OF PLASTIC SHEET/TEXT MATERIALS	NO	119,049	1,751,643
4202290000	HANDBAGS,NESOI	NO	251,733	3,927,668
4202310000	ARTICLES FOR POCKET OR HANDBAG,COMP/PATENT LEATHER	NO	40,660	1,359,489
4202320000	ARTICLES FOR POCKET/HANDBAG, PLASTIC/TEXT MATERIAL	NO	11,280	51,822
4202390000	ARTICLES FOR POCKET OR HANDBAG,NESOI	NO	238,872	1,520,845
4202910010	GOLF BAGS,OUTER SURFACE LEATHER	NO	3,048	33,357
4202910040	OTHER BAGS, OUTER SURFACE COMPS/PATENT LEATH,NESOI	NO	106,304	337,892
4202925000	MUSICAL INSTRUMENT CASES OF PLST/TEXT MATERIAL	NO	26,897	396,519
4202927000	CONTAINERS NESOI W OUTER SURFACE PLSTIC/TEXT MTRLs	NO	83,857	527,014
4202990000	CASES, BAGS & CONT, OTHER OF MATR/COVERINGS,NESOI	NO	39,906	400,764
4203100010	COATS & JACKETS (NOT OF REPTILE LEATHER)	NO	3,251	208,994
4203100090	ARTICLES OF APPAREL, NESOI	NO	5,480,194	34,966,990
4203210000	GLOVES, MITTENS & MITTS FOR USE IN SPORTS	NO	891	21,111
4203290000	GLOVES, MITTENS & MITTS NOT FOR USE IN SPORTS	DPR	673	26,708
4203300000	BELTS & BANDOLIERS WITH OR WITHOUT BUCKLES	X		410,237

TABLE 1 - SHIPMENTS OF MERCHANDISE FROM THE UNITED STATES TO PUERTO RICO,  
BY COMMODITY: FISCAL YEAR 2000

COMM-CODE	COMMODITY AND UNIT OF QUANTITY		QUANTITY	VALUE-\$
4203400000	OTH CLOTHING ACCESSORIES, LEATHER/COMPOS LEATHER	X		147,501
4204000000	ARTICLES OF LEATHER USED IN MACHINERY/MECH APPLIAN	X		1,687,145
4205000000	ARTICLES OF LEATHER, NESOI	X		4,755,945
4206100000	ARTICLES OF CATGUT	X		1,721,376
4206900000	OTH ART OF GUT,OF GOLDBEATERS SKIN,BLADDERS,TENDON	X		29,317
	FURSKINS AND ARTIFICIAL FUR; MANUFACTURES THEREOF.....	TOTAL		21,069,503
4301100000	MINK FURSKINS, RAW, WHOLE	NO	972	31,096
4301800010	NUTRIA FURSKINS, RAW, WHOLE	NO	480	2,568
4303100030	MINK FURSKIN ARTICLES, APPAREL, CLOTHING ACCESSORY	NO	594,405	6,261,000
4303100060	FURSKIN ARTICLE APPAREL CLOTHING ACCESSORIES NESOI	NO	48,818	811,542
4303900000	ARTICLES OF FURSKINS, NESOI	X		13,913,297
4304000000	ARTIFICIAL FUR AND ARTICLES THEREOF	X		50,000
	WOOD AND ARTICLES OF WOOD;WOOD CHARCOAL; CORK AND ARTICLES OF CORK; MANUFACTURES OF STRAW, OF ESPARTO OR OF OTHER PLAITING MATERIALS;BASKETWARE AND WICKERWORK.....	TOTAL		107,874,532
	WOOD AND ARTICLES OF WOOD; WOOD CHARCOAL.....	TOTAL		88,268,939
4401100000	FUEL WOOD, IN LOGS, BILLETS, TWIGS, FAGGOTS, ETC	X		90,982
4401210000	WOOD IN CHIPS, CONIFEROUS (DRY WEIGHT BASIS)	T	12,277	1,202,877
4401220000	WOOD IN CHIPS, NONCONIFEROUS (DRY WEIGHT BASIS)	T	746	114,500
4401300000	SAWDUST AND WOOD WASTE AND SCRAP	KG	76,682	60,000
4402000000	WOOD CHARCOAL, WHETHER OR NOT AGGLOMERATED	T	275	168,825
4403100030	POLES/PILES/POSTS, TREATED PAINT/STAIN/CRESOTE ETC	NO	19,296	1,481,569
4403100060	WOOD IN ROUGH NESOI TREATD PAINT/STAIN/CRESOTE ETC	M3	4,145	673,405
4403200005	PULPWOOD, CONIFEROUS	M3	1,855	94,280
4403200010	POLES, PILES, POSTS ROUGH, NOT TREATED, CONIFEROUS	NO	3,654	163,331
4403200020	SOUTHERN YELLOW/PITCH ETC PINE LOG/TMBR NT TRT, RG	M3	147	19,768
4403200030	PINE, NESOI, LOGS AND TIMBER, IN THE ROUGH, NT TRT	M3	1,236	38,409
4403200055	WESTERN RED CEDAR LOGS/TIMBER IN THE ROUGH NT TRT	M3	355	39,799
4403200060	LOGS/TIMBER IN THE ROUGH, CONIFEROUS, NESOI NOT TR	M3	3,540	364,731
4403200065	WOOD IN THE ROUGH, CONIFEROUS, NOT TREATED, NESOI	M3	13	2,804
4403990030	BIRCH WOOD, IN THE ROUGH, NOT TREATED	M3	90	39,990
4403990055	CHERRY WOOD, IN THE ROUGH, NOT TREATED	M3	23	27,707
4404100040	FENCE PICKETS/PALINGS/RAIL CONIFEROUS WOOD POINTED	X		137,331
4404100095	HOOPWOOD/SPLIT POLE/CHIPWOOD/WD STCK ETC CONIFERUS	X		139,769
4404200040	FENCE PICKETS/PALINGS/RAIL NONCONIFER WOOD, POINTD	X		17,670
4404200095	HOOPWOOD/SPLIT POLE/CHIPWOOD/WD STCK ETC NONCONIFR	X		25,458
4406100000	RAILWAY, TRAMWAY SLEEPERS, WOOD, NOT IMPREGNATED	M3	18	15,504
4407100001	FINGER-JOINTED WOOD	M3	359	47,388
4407100002	WOOD SWN LGTHWSE TRTD OV 6MM CONIF EX FINGER-JOINT	M3	10,155	2,784,431
4407100015	MIX SPRU/PINE/FIR WD OV6MM NT TR EX FINGER-JOINTED	M3	1,391	326,375
4407100017	SITKA SPRUCE SAWN OV 6MM NT TRTD RGH EX FINGR-JOIN	M3	117	10,000
4407100020	SPRUCE NESOI OV 6MM NT TREATD NESOI EX FINGR-JOINT	M3	2,943	375,635
4407100043	E.WHT/RED PINE OV 6MM NT TRT NESOI EX FINGR-JOINTD	M3	423	59,006
4407100045	LODGEPOLE PINE OV6MM NT TRT NESOI EX FINGER-JOINTD	M3	3,081	646,688
4407100046	PITCH PINE OV6MM NT TRT RGH EX FINGER-JOINTED	M3	29,278	3,064,754
4407100047	PITCH PINE OV6MM NOT TRT NESOI EX FINGER-JOINTED	M3	53,038	13,237,393
4407100052	PINE WOOD NESOI OV 6MM UNTRTD RGH EX FINGR-JOINTED	M3	401	82,367
4407100053	PINE WOOD NESOI OV 6MM UNTRTD NESOI EX FINGR-JOINT	M3	152	42,307
4407100064	HEMLOCK OV 6MM THICK NOT TREATD RGH EX FINGR-JOINT	M3	590	99,220
4407100065	HEMLOCK OV 6MM THICK NT TREATD NESOI EX FINGR-JOIN	M3	442	78,560
4407100074	YELLOW CEDAR OV6MM UNTREAT ROUGH EX FINGR-JOINTED	M3	24	17,200
4407100075	YELLOW CEDAR OV6MM UNTREAT NESOI EX FINGER-JOINTD	M3	95	41,085
4407100083	REDWOOD OV 6MM UNTREATD NESOI EXCEPT FINGER-JOINTD	M3	133	45,494
4407100092	CONIFROUS WD NESOI OV6MM UNTRTD RGH EX FINGR-JOINT	M3	106	34,445
4407100093	CONIFROUS WD NESOI OV6MM UNTRTD RGH EX FINGR-JOINT	M3	256	32,722
4407240000	VIROLA/MOHOGANY/IMBUA/BALSA WOOD SAWN OR CHIP ETC	M3	199	82,485
4407260000	WHITE LAUAN/MERANTI/SERAYA, YELLOW MERANTI & ALAN	M3	122	43,205
4407290000	OTHER TROPICAL WOOD,WOOD SAWN/CHIPPED LNGTHWSE ETC	M3	107	58,977
4407910020	RED OAK WOOD SAWN LENGTHWISE, OVER 6MM, ROUGH	M3	433	257,293
4407910021	RED OAK WOOD SAWN LENGTHWISE, OVER 6 MM, NESOI	M3	38	28,467

TABLE 1 - SHIPMENTS OF MERCHANDISE FROM THE UNITED STATES TO PUERTO RICO,  
BY COMMODITY: FISCAL YEAR 2000

COMM-CODE	COMMODITY AND UNIT OF QUANTITY		QUANTITY	VALUE-\$
4407910060	OAK WOOD EXCEPT RED SAWN LENGTHWISE OVER 6MM, ROUGH	M3	149	110,913
4407910061	OAK WOOD EXCEPT RED SAWN LENGTHWISE OVER 6MM, NESOI	M3	24	6,967
4407990020	HARD MAPLE WOOD SAWN LENGTHWISE OVER 6MM, ROUGH	M3	6	8,537
4407990045	YELLOW POPLAR WOOD SAWN LENGTHWISE OVER 6MM, ROUGH	M3	1,222	329,046
4407990046	YELLOW POPLAR WOOD SAWN LENGTHWISE OVER 6 MM NESOI	M3	19,503	35,214
4407990095	NONCONIFEROUS WOOD SAWN LENGTHWISE OVER 6 MM NESOI	M3	182	45,385
4408100020	VENEER/PLYWD SHEET SAW LENGTHWS NOV6MM BACKED SOFTW	M2	57,833	173,487
4408100040	VEN/PLYWD SHEET SAW LENGTHWS NOV6MM NT BACKED SOFTW	M2	3,227	8,063
4408900030	CHERRY VEN/PLYWD SHEET SAW LENGTHWS NOV6MM NOT BACK	M2	801	3,133
4408900050	RED OAK VEN/PLYWD SHEET SAW LENGTHWS NOV6MM NT BACK	M2	5,559	6,392
4408900060	OAK NESOI VEN/PLYWD SHT SAW LENGTHWS NOV6MM NOT BAC	M2	27,872	36,233
4408900080	NONCONIF NESOI VEN/PLYWD SHT LENGTHWS NOV6MM N/BACK	M2	2,979	3,575
4409101000	WOOD SIDING, CONIFEROUS	M2	160	16,789
4409102000	WOOD FLOORING, NOT ASSEMBLED, CONIFEROUS	M2	25,898	458,788
4409103000	WOOD MOLDINGS, CONIFEROUS	M	539,184	80,877
4409109000	WOOD CONTINUOUSLY SHAPED, CONIFEROUS, NESOI	M3	442	54,485
4409201000	WOOD SIDING CONTINUOUSLY SHAPED, NONCONIFEROUS	M2	114	12,579
4409202500	WOOD FLOORING, NONCONIFEROUS	M2	9,356	146,269
4409204500	WOOD MOLDINGS, NONCONIFEROUS	M	142,426	66,477
4409209000	WOOD CONTINUOUSLY SHAPED, NONCONIFEROUS, NESOI	M3	452	98,014
4410190020	PARTICLE BOARD OF WOOD	M3	391	111,077
4410190060	BOARD OF WOOD NESOI	M3	145	29,526
4410900000	PARTICLE & SIMILAR BOARD OF LIGNEOUS MAT'L NESOI	M3	1,218	205,588
4411110000	FIBERBD LIGNEOUS OV.8G/CM3 NOT MECHANICALLY WORKED	M3	912	152,357
4411190000	FIBERBD WOOD/LIGNEOUS MAT'L DENSITY >.8G/CM3 NESOI	M3	1,210	283,424
4411290000	FIBERBOARD WD/LIGNEOUS DENSITY .5-.8 G/CM3, NESOI	M3	19	5,279
4411310000	FIBERBD LIGNEOUS OV.35/NOV.5G/CM3 NT SURFACE COVER	M3	26	7,265
4411390000	FIBERBOARD LIGNEOUS MAT'LS OV.35/NOV.5G/CM3 NESOI	M3	1,303	256,487
4411910000	FIBERBD WD/LIGNEOUS MAT'L NOT SURFACE COVERD NESOI	M3	121	36,933
4411990000	FIBERBOARD, WOOD, OTHER LIGNEOUS MATERIALS, NESOI	M3	1,663	543,736
4412130000	PLYWOOD AT LEAST ONE OUTER PLY TROPICAL WOOD	M3	123	42,893
4412143000	PLYWD 1 OUTER PLY NONCONIF WOOD NESOI NOT COVERED	M3	29	8,175
4412145500	PLYWOOD ONE OUTER PLY NONCONIF WOOD NESOI COVERED	M3	107	35,136
4412191000	PLYWD OUTR PLIES SFTWD 1 PARANA PINE, SOLELY WOOD	M3	1,249	225,270
4412194010	PLYWD OUTR PLIES SFTWD 1 DOUGLAS FIR WD SHEET ONLY	M3	140	70,384
4412194030	PLYWD 1 OUT PLY VA PINE ETC BOTH OUTER PLIES SFTWD	M3	35,621	11,390,189
4412194080	PLYWD BOTH OUTER PLIES CONIFER WD NESOI NT COVERED	M3	50	14,186
4412195010	PLYWD ONE OUTER PLY DOUGLAS FIR BOTH SOFTWD, NESOI	M3	260	62,276
4412195030	PLYWD OUTR PLY LONG LEAF PINE ETC BOTH SFTWD NESOI	M3	47,633	17,322,619
4412195050	PLYWOOD BOTH OUTER PLIES OF CONIFEROUS WOOD, NESOI	M3	1,081	401,050
4412220500	VENEER PANEL/ETC 1 OUTR PLY HRDWD 1 LAYR PRCL BD	M3	23	5,065
4412230000	VENEER PANEL/ETC 1 LAYR PARTICLE BOARD, NESOI	M3	8	2,892
4412290000	VENEER PANELS ETC AT LEAST 1 OUTER PLY HRDWD NESOI	M3	73	20,214
4412926000	VENEER PANELS ETC WITH ONE PLY TROPICAL WD, NESOI	M3	406	100,037
4412930000	PLYWD, VEN PANELS, LAMNATD WD ONE PARTICLE BD NESOI	M3	241	25,523
4412990000	VENEER PANELS AND SIMILAR LAMINATED WOOD, NESOI	M3	243	58,744
4413000000	DENSIFIED WD BLOCKS/PLATES/STRIPS/PROFILE SHAPES	KG	24,223	61,058
4414000000	WOODEN FRAMES PAINTINGS, PHOTOGRAPHS, MIRRORS, ETC	NO	112,150	1,860,902
4415100000	CASES/BOXES/CRATES/SIMLR PACKNGS, CABLE-DRUMS, WOO	NO	43,715	216,564
4415200000	PALLETS, BOX PALLETS AND OTHER LOAD BOARDS OF WOOD	NO	51,064	212,435
4416003010	CASKS, BARRELS AND HOGSHEADS, NEW, OF WOOD	NO	930	34,212
4416003020	CASKS, BARRELS, HOGSHEADS, USED, ASSEMBLED, WOOD	NO	10,123	256,255
4416009020	VATS, TUBS/COOPERS PRDCTS/PARTS, WOOD, NEW, NESOI	X		3,900
4416009040	VATS, TUBS/COOPERS PRDCTS/PARTS, WOOD, USED, NESOI	X		110,944
4417000000	TOOLS/TOOL & BROOM BODIES ETC SHOE LAST/TREES WOOD	X		479,619
4418100000	WINDOWS, FRENCH-WINDOWS AND THEIR FRAMES, OF WOOD	NO	2,193	58,724
4418200030	FLUSH DOORS, OF WOOD	NO	11,903	483,724
4418200060	DOORS AND THEIR FRAMES, THRESHOLDS, OF WOOD, NESOI	NO	133,106	2,573,742
4418300000	PARQUET PANELS, OF WOOD	M2	10,365	16,433
4418400000	FORMWORK (SHUTTERING) FOR CONCRETE CONSTRUCTN WOOD	X		139,785
4418500000	SHINGLES AND SHAKES OF WOOD	SQ	4,439	320,287
4418904060	FABRICATED STRUCTURAL WOOD MEMBERS	X		498,854
4418904080	BUILDERS' JOINERY AND CARPENTRY OF WOOD, NESOI	X		14,562,763
4419000000	TABLEWARE AND KITCHENWARE, OF WOOD	X		102,529
4420100000	STATUETTES AND OTHER ORNAMENTS, OF WOOD	X		242,854
4420907000	JEWELRY BOXES/SILVERWARE CHESTS/CIGAR BOX ETC WOOD	NO	28,799	83,430
4420908000	WOOD MARQUETRY, INLAID WOOD, CASKETS, ETC, NESOI	X		2,477,092
4421100000	CLOTHES HANGERS, OF WOOD	X		203,717
4421902500	WOOD DOWEL PINS	M	99,905	66,338

TABLE 1 - SHIPMENTS OF MERCHANDISE FROM THE UNITED STATES TO PUERTO RICO,  
BY COMMODITY: FISCAL YEAR 2000

COMM-CODE	COMMODITY AND UNIT OF QUANTITY	QUANTITY	VALUE-\$
4421904500	WOOD BLINDS, SHUTTERS, SCREENS AND SHADES	X	1,724,499
4421906500	TOOTHPICKS/SKEWERS ETC & SIMLR SMALL WARES OF WOOD	X	11,706
4421907000	PICKET/PALING/POST/RAIL, SAWN; ASSMBLD FENCE, WOOD	X	227,062
4421909820	PENCIL SLATS, OF WOOD	GRS 2,172	6,510
4421909850	ARTICLES OF WOOD, NESOI	X	1,701,247
	CORK AND ARTICLES OF CORK..... TOTAL		15,079,881
4501900000	WASTE CORK; CRUSHED, GRANULATED OR GROUND CORK	KG 42,749	25,000
4502000000	NATURAL CORK DEBACK/RGH SQD IN BLKS/SHEETS/STRIPS	KG 28,918	42,355
4503900000	ARTICLES OF NATURAL CORK, NESOI	X	335,394
4504100000	BLOCKS/PLATES/SHEETS/TILE/DISKS ETC OF AGGLOM CORK	KG 2,061	29,184
4504900000	AGGLOMERATED CORK & ARTICLES OF AGGLOM CORK, NESOI	X	14,647,948
	MANUFACTURES OF STRAW, OF ESPARTO OR OF OTHER PLAITING MATERIALS; BASKETWARE AND WICKERWORK..... TOTAL		4,525,712
4601100000	PLAITS, PRODUCTS OF PLAITING MAT'L, STRIPS OR NOT	X	47,522
4601200000	MATS, MATTING AND SCREENS OF VEGETABLE MATERIALS	X	53,499
4601910000	PLAITS & SIMLR PRODUCTS NESOI OF BAMBOO/RATTAN ETC	X	77,813
4601990000	PLAIT MAT'L EX VEG, PARALLEL STRANDS/WOVEN SHEETS	X	3,850,011
4602100000	BASKETWORK/OTHR ARTCLS VEG MATRLS NESOI INC LOOFAH	X	337,048
4602900000	BASKETWORK/OTHR ARTCLS NON-VEGETABLE MATERIAL NESOI	X	159,819
	PULP OF WOOD OR OF OTHER FIBROUS CELLULOSIC MATERIAL; WASTE AND SCRAP OF PAPER OR PAPERBOARD; PAPER AND PAPERBOARD AND ARTICLES THEREOF..... TOTAL		452,808,804
	PULP OF WOOD OR OF OTHER FIBROUS CELLULOSIC MATERIAL; WASTE AND SCRAP OF PAPER OR PAPERBOARD..... TOTAL		3,546,780
4701000000	MECHANICAL WOODPULP (AIR DRY WEIGHT)	CTN 202	73,014
4702000000	CHEMICAL WOODPULP, DISSOLVING GRADES (AIR DRY WT.)	CTN 170	52,649
4703110000	CHEM WDPULP SODA/SULFATE GR CONIF UNBLE AIR DRY WT	CTN 134	57,243
4703210040	CHEM WDPULP SULFATE GR CONIF, BLEACHED, AIR DRY WT	CTN 1,836	602,467
4703290020	CHEM WDPULP SULFATE GR NONCONF SEMIBLCH AIR DRY WT	CTN 3,657	706,553
4704110000	CHEM WDPULP SULFITE GR CONIF UNBLEACHD, AIR DRY WT	CTN 7	56,700
4704290000	CHEM WDPULP SULFITE GR NONCONF SEMIBLEA AIR DRY WT	CTN 8	3,209
4705000000	SEMICHEMICAL WOODPULP (AIR DRY WEIGHT)	CTN 38	11,295
4706100000	COTTON LINTERS PULP (AIR DRY WEIGHT)	CTN 21	14,082
4706200000	PULP OF FIBER DERIVED FROM RECOVD PAPER/PAPERBOARD	CTN 38	27,185
4706910000	MECHAN PULP/OT FIBROUS CELLULOSIC MAT'L AIR DRY WT	CTN 98	50,000
4706920000	CHEM PULP/OTH FIBROUS CELLULOSIC MAT'L, AIR DRY WT	CTN 71	38,986
4706930000	SEMICHEM PUP/OT FIBROUS CELLULOSC MAT'L AIR DRY WT	CTN 280	157,000
4707100000	WASTE, SCRAP UNBLEACH KRAFT, CORRUGATD PAPER/PPRBD	T 109	13,736
4707200040	WASTE/SCRAP PPR/PPRBD, BLCH CHEM PULP, NOT COLORED	T 24	33,574
4707300020	NEWSPRINT WASTE AND SCRAP PAPER	T 3	3,579
4707300040	WASTE/SCRAP PAPER, PAPERBD, MECHANICAL PULP, NESOI	T 310	152,697
4707900000	WASTE, SCRAP, INCL UNSORTED, PAPER, PAPERBD, NESOI	T 3,789	1,492,811
	PAPER AND PAPERBOARD; ARTICLES OF PAPER PULP, OF PAPER OR OF PAPERBOARD..... TOTAL		356,962,718
4801000000	NEWSPRINT, IN ROLLS OR SHEETS	T 3,056	1,851,692
4802100000	HANDMADE PAPER AND PAPERBOARD, UNCOATED	KG 929,170	1,483,956
4802200000	UNCTD BASE PPR TO BE SENSITIZD (PHOTO ETC) RLS/SHT	M2 8,033	20,075
4802300000	CARBONIZING BASE PAPER, UNCOATED, ROLLS OR SHEETS	KG 3,481	5,638
4802400000	WALLPAPER BASE (HANGING PPR) UNCOATD, ROLLS/SHEETS	KG 81,802	138,755
4802511000	WRITING PPR UNCTD NOV 10% MECH FBR < 40 G/M2 RL/SH	KG 103,780	203,399
4802518000	PPR/PBRD UNCTD NOV 10% MECH NESOI < 40G/M2, RL/SHT	KG 1,704,462	2,426,812
4802521000	WRITING PPR UNCTD NOV 10% MECH 40-150G/M2 ROLL/SHT	KG 1,568,350	2,119,686
4802521500	COVER PPR UNCTD NOV 10% MECH 40-150G/M2 ROLL/SHEET	KG 199,271	433,424
4802528000	PPR/PBRD UNCTD NOV 10% MECH NESOI 40-150G/M2 RL/SH	KG 6,870,949	12,055,305
4802531500	COVER PPR UNCTD NOV 10% MECH OV 150G/M2 ROLL/SHEET	KG 329,388	379,092
4802539040	BRISTOLS UNCTD NOV 10% MECH FBR OV 150G/M2 RLL/SHT	KG 1,043,334	916,880
4802539500	PPR/PBRD UNCTD NOV 10% MECH NESOI OV 150G/M2 RL/SH	KG 64,782	184,112

TABLE 1 - SHIPMENTS OF MERCHANDISE FROM THE UNITED STATES TO PUERTO RICO,  
BY COMMODITY: FISCAL YEAR 2000

COMM-CODE	COMMODITY AND UNIT OF QUANTITY	QUANTITY	VALUE-\$
4802601000	WRITING PPR/COVER PPR UNCTD OV 10% MECH FBR RL/SHT	KG 77,929	86,286
4802609000	PPR/PBOARD UNCTD OVER 10% MECH FBR NESOI ROLL/SHT	KG 3,573,235	3,584,537
4803000000	TOILET ETC HSHLD/SANTRY STOCK PAPER IN ROLL/SHEETS	KG 13,359,884	23,358,572
4804110000	KRAFTLINER, UNCOATED UNBLEACHED IN ROLLS OR SHEETS	KG 44,532,828	18,526,198
4804190000	KRAFTLINER, UNCOATED, BLEACHED, IN ROLLS OR SHEETS	KG 40,382	43,200
4804210000	SACK KRAFT PAPER UNCOATED UNBLEACHED, ROLLS/SHEETS	KG 27,001	10,000
4804290000	SACK KRAFT PAPER UNCOATED BLEACHED IN ROLLS/SHEETS	KG 24,858	15,755
4804314020	KRAFT BAG/SACK PPR UNCTD UNBLCH 150G/M2/LESS RL/SH	KG 1,374,734	2,463,895
4804314040	KRAFT WRAPPING PPR UNCTD NESOI UNBLCH 150G/M2/LESS	KG 2,615,641	2,719,096
4804315000	KRAFT PPR/PBRD UNCTD NESOI UNBLCHD 150G/M2< RLL/SH	KG 636,688	672,335
4804394020	KRAFT BAG/SACK UNCTD BLEACHED 150G/M2/LESS ROLL/SH	KG 60,395	138,133
4804394040	KRAFT WRAPPING PPR UNCTD NESOI BLCHD 150G/M2/LESS	KG 1,028,238	1,626,768
4804397000	KRAFT PPR/PBRD UNCTD NESOI BLCHD 150G/M2 < RLL/SHT	KG 531,194	516,546
4804414000	KRFT PPR/PPRBRD UNCTD NESOI UNBLCHD OV 150<225G/M2	KG 184,858	201,084
4804420010	KRFT BASE STCK MLK CARTN ETC UNCT BLCH 151-224G/M2	KG 56,982	48,687
4804420020	KRFT FOLDNG CARTN STCK UNCTD BLCHD 151-224G/M2 RLL	KG 197,532	496,124
4804420040	KRFT BASE STCK PACKAGNG UNCTD BLCH 151-224G/M2 RLL	KG 69,122	105,889
4804420050	KRFT PPR/PPRBRD UNCTD NESOI BLCHD 151-224G/M2 ROLL	KG 116,323	270,000
4804490000	OTH KRFT PPR/PPRBRD UNCTD BLCHD NESOI 151-224G/M2	KG 40,646	117,841
4804510000	KRFT PPR/PPRBRD UNCTD UNBLCHD 225G/M2/MORE RLL/SHT	KG 188,610	44,142
4804520040	KRFT BASE STCK PACKAGING UNCTD BLCHD 225G/M2> ROLL	KG 25,749	16,543
4804590000	KRFT PPR/PPRBRD UNCTD BLCHD NESOI 225G/M2> RLL/SHT	KG 373,837	424,321
4805100000	SEMICHEMICAL FLUTNG PPR (CORRUGATNG MED) UNCTD RLL	KG 257,591	370,203
4805210020	FOLDNG CARTN BRD UNCTD NESOI MULTI-PLY EA L YR BLCH	KG 160	3,222
4805210040	PPR/PPRBRD UNCTD NESOI MULTI-PLY EA LAYR BLCHD RLL	KG 3,256,589	5,998,361
4805220040	PPR/PPRBRD UNCT NESOI MULTIPLY 1 OUTER LAYER BLCHD	KG 1,096	3,990
4805230020	FLDNG CARTN BRD UNCT NESOI MULTIPLY 2 OUTR L YR BLC	KG 1,797	16,305
4805290020	FOLDNG CARTON BRD UNCTD NESOI MULTIPLY UNBLCHD RLL	KG 176,698	260,306
4805290040	PPR/PPRBRD UNCTD NESOI MULTIPLY UNBLCHD, ROLL/SHTS	KG 169,019	518,930
4805300000	SULFITE WRAPPING PAPER UNCOATED IN ROLLS OR SHEETS	KG 39,496	71,452
4805400000	FILTER PPR & PPRBRD EX KRAFT UNCTD IN ROLLS/SHEETS	KG 429,626	4,804,676
4805500000	FELT PAPER/PAPERBOARD EX KRAFT UNCTD, ROLLS/SHEETS	KG 248,972	738,530
4805604000	WRAPPING PPR EX KRAFT, UNCTD 150G/M2/LESS ROLL/SHT	KG 1,892,823	3,594,122
4805606000	PPR/PBRD EX KRAFT UNCTD NESOI NT OV 30G/M2 RLL/SHT	KG 128,745	314,967
4805609020	CORRUGATN MED PPR/PBRD UNCTD 31-150G/M2 EX KRF ETC	KG 314,164	119,777
4805609500	PPR/PBRD EX KRAFT UNCTD NESOI 31-150G/M2 ROLL/SHTS	KG 25,574	104,434
4805704020	CONSTRUCTION PPR EX KRFT UNCTD 151-224G/M2, RLL/SH	KG 19,173	25,000
4805704040	LINERBRD EX KRF <80% CHEM SULFATE WDPL 151-224G/M2	KG 3,957,169	2,178,926
4805705000	PPR/PBRD EX KRAFT UNCTD NESOI 151-224G/M2 RLL/SHTS	KG 5,500,147	5,461,640
4805804020	WET MACHINE BOARD UNCOATED 225G/M2/MORE ROLL/SHEET	KG 9,729	4,000
4805804060	LINERBRD EX KRFT <80% CHEM SULFATE WDPL 225G/M2 >	KG 80,025	18,524
4805805000	PPR/PBRD EX KRAFT UNCTD NESOI 225G/M2 > ROLLS/SHTS	KG 480,930	171,374
4806100000	VEGETABLE PARCHMENT PAPER, IN ROLLS OR SHEETS	KG 18,950	11,000
4806200000	GREASEPROOF PAPER (AS MANUFACTURED) IN ROLLS/SHEET	KG 20,139	34,320
4807100000	PPR/PBRD LAMINATD INTRNLY WTH BITUMEN TAR/ASPHALT	KG 134,780	80,600
4807901000	STRAW PPR/PBRD NOT SURFACE-COATD/IMPREGNATD RLL/SH	KG 958,853	404,730
4807905000	COMPOSITE PAPER/PPRBOARD NESOI NT IMPREGNTD ETC RLL	KG 311,122	1,153,677
4808100000	CORRUGATED PPR/PBRD, W/N PERFORATED NESOI ROLL/SHT	KG 1,624,096	2,830,257
4808900000	PAPER/PBOARD NESOI EMBOSSED OR PERFORATED ROLL/SHT	KG 304,053,848	8,477,746
4809100000	CARBON/SIMILAR COPYING PAPERS IN ROLLS OR SHEETS	KG 23,132	30,369
4809200000	SELF-COPY PAPER, IN ROLLS OR SHEETS	KG 438,572	1,080,769
4809900000	COPYING/TRANSFER PAPER COATD/IMPREGNTD ROLL/SHEETS	KG 77,729	295,895
4810112000	BASIC PPR SENSTZD PHOTOGRPHY COATD NOV 150G/M2 RL	M2 20,838	26,044
4810114000	PPR/PBRD WRITNG ETC NESOI CLAY CTD NOV 150G/M2 ETC	KG 7,423,074	8,851,572
4810120000	PPR/PBRD WRITING ETC NESOI CLAY CTD OV 150G/M2 ETC	KG 1,574,631	986,330
4810210000	PAPER, LIGHT-WGH COATED WRITING ETC OVER 10% MECH	KG 371,568	379,401
4810290000	PPR/PBRD EX LIT-WGH WRITNG ETC CLAY CTD OV 10% MEC	KG 3,264,146	8,867,411
4810310020	KRFT FOLDNG CARTN STCK CLAY CTD BLCH 150 G/M2/LESS	KG 41,802	25,928
4810310040	KRFT BASE STCK TRAY CUP ETC CLAY CTD BLCH 150G/M2<	KG 11,472	15,000
4810310060	KRFT PPR/PBRD CLAY CTD BLCH NESOI 150G/M2/LESS RLS	KG 455,651	390,300
4810320020	KRFT FOLDNG CARTN BRD CLAY CTD BLCH OV 150G/M2 RLL	KG 4,242,904	4,007,862
4810390000	KRAFT PPR/PBRD EX GRAPHIC, CLAY CTD UNBLCH RLL/SHT	KG 1,098,286	780,852
4810910000	PPR/PBRD EX KRFT/GRPHC CLAY COATD MULTI-PLY RL/SHT	KG 424,374	256,858
4810990000	PPR/PBRD EX KRFT/GRPHC CLAY CTD NESOI ROLLS/SHEET	KG 868,146	621,416
4811100000	PPR/PBR COATD/IMPREG WTH TAR BITUMEN/ASPHALT NESOI	KG 1,231,195	1,291,106
4811210000	PPR/PBRD GUMMED/ADHESIVE PRESSURE-SENSVE ROLL/SHT	KG 140,067	379,819
4811290000	PPR/PBRD, GUMMED OR ADHESIVE, NESOI, ROLLS/SHEETS	KG 130,783	204,006
4811312010	BASE STCK MLK CRTN/BEV CNT, CTD IMPRG COV PLASTICS	KG 504,579	252,019
4811312020	FLDNG CRTN STCK COATD ETC PLASTICS BLCH .3MM> THCK	KG 38,420	21,418

TABLE 1 - SHIPMENTS OF MERCHANDISE FROM THE UNITED STATES TO PUERTO RICO,  
BY COMMODITY: FISCAL YEAR 2000

COMM-CODE	COMMODITY AND UNIT OF QUANTITY		QUANTITY	VALUE-\$
4811312030	BASE STCK FR TRAYS ETC CTD/IMPG/COV PLASTIC .3MM>T	KG	46,667	25,000
4811312060	PPR/PBRD CTD/IMPG/COV PLASTICS NESOI BLCH .3MM>TK	KG	26,313	25,155
4811314000	PPR/PBRD CTD/IMPG/COV PLASTICS BLCHD >.3MM THK RLL	KG	88,267	110,336
4811392000	PRINTING PPR CTD/IMPG/COV PLASTIC W/N BLC 150G/M2<	KG	1,595,930	1,481,771
4811394020	FLDNG CRTN STCK CTD/IMPG/COV PLASTIC 150G/M2<, RLL	KG	13,883	27,849
4811394040	PPR/PBRD NESOI CTD/IMPG/COV PLASTIC 150G/M2<, RLLS	KG	23,378	28,066
4811400000	PPR/PBRD CTD/IMPG/COV WTH WAX/STEARIN ETC RLL/SHTS	KG	550,374	1,798,459
4811903000	PPR/PPRBOARD, IMPREGNATED WTH LATEX, IN ROLL/SHEET	KG	444,492	1,663,819
4811909000	PPR/PBRD/CELLULSE WADDNG & WEBS COAT/COV ETC NESOI	KG	238,253	751,641
4812000000	FILTER BLOCKS, SLABS AND PLATES, OF PAPER PULP	KG	147,503	78,578
4813100000	CIGARETTE PAPER IN THE FORM OF BOOKLETS OR TUBES	KG	1,446	3,352
4813200000	CIGARETTE PAPER IN ROLLS OF A WIDTH NOT OVER 5 CM	KG	397,023	1,517,405
4813900000	CIGARETTE PAPER, WHETHER OR NOT CUT TO SIZE, NESOI	KG	145,207	555,003
4814100000	INGRAIN PAPER WALLCOVERINGS	KG	132,501	217,000
4814200000	WALLPPR/SIMLR WALLCVRNG OF PPR COATED ETC PLASTICS	KG	99,808	131,636
4814300000	WALLPR/SIMLR WALLCVRNG PPR COV WTH PLAING MATERL	KG	12,239	45,883
4814900000	WALLPR/SIMLR WALLCVRNG NESOI; PPR WINDW TRANSPAREN	KG	50,666	125,701
4815000000	FLOOR COVERINGS, PPR/PPRBOARD BASE, W/N CUT TO SZ	KG	17,801	28,877
4816100000	CARBON & SIMLR COPYING PAPERS, CUT TO SIZE/SHAPE	KG	115,893	173,475
4816200000	SELF-COPY PAPER, CUT TO SIZE OR SHAPE	KG	119,224	253,387
4816300000	DUPLICATOR STENCILS OF PAPER	KG	50	3,200
4816900000	TRANSFER PPRS CUT TO SIZE/SHAPE & PPR OFFSET PLATE	KG	293,537	489,697
4817100000	ENVELOPES OF PAPER/PAPERBOARD, FOR CORRESPONDENCE	THS	214,109	1,136,172
4817200000	PPR/PBRD LTTR CARD/PLAIN POSTCARD/CORRS CARD NESOI	KG	779,048	1,167,394
4817300000	PPR/PBRD BOXES/POUCHES/ETC CONT ASSORTMNT STATNERY	KG	481,870	1,741,948
4818100000	TOILET PAPER	KG	8,755,911	14,528,191
4818200020	TOWELS OF PAPER PULP/PAPER/CELLULOSE WADDING/WEBS	KG	4,888,211	8,708,814
4818200040	HANDKERCHIEFS & CLEANSING/FACIAL TISSUES PAPER ETC	KG	1,577,498	2,692,570
4818300000	TABLECLOTHS & TABLE NAPKINS OF PAPER, PPR PULP ETC	KG	842,068	1,368,700
4818402000	SANITARY PRODUCTS OF PAPER PULP	KG	1,068,282	3,417,917
4818404010	SANITARY NAPKINS/TAMPONS EX PPR PULP, OF PAPER ETC	KG	1,146,829	4,490,129
4818404030	DIAPERS & DIAPER LINERS EX PAPER PULP OF PAPER ETC	KG	9,512,836	30,477,353
4818404060	SANITARY PRODUCTS NESOI EX PPR PULP, OF PAPER ETC	KG	513,965	1,117,371
4818500000	ARTCLS OF APPAREL/CLOTHING ACCESSORS OF PAPER ETC	KG	697,128	4,125,896
4818900000	BED SHEETS & SIMLR HOUSEHLD/HOSPITAL ART PPR NESOI	KG	927,150	2,109,782
4819100020	SANITARY FOOD & BEV CNTNRS, CORRUGATED PPR/PBRD	KG	283,124	366,032
4819100040	CARTONS/BOXES/CASES OF CORRUGATED PPR/PBRD, NESOI	KG	9,424,510	17,096,173
4819200020	SANITARY FOOD & BEV CNTNRS NON-CORRUGATED PPR/PBRD	KG	156,482	359,018
4819200040	FLDNG CRTNS/BOXES/CASES OF NON-CORRUGATED PR NESOI	KG	3,366,852	9,334,494
4819300020	SHIPPING SACKS/MULTIWALL BAGS BASE WIDTH 40CM>, PPR	KG	84,244	70,898
4819300040	SACKS & BAGS, BASE WIDTH OF 40CM/MORE, PAPER NESOI	KG	1,283,071	2,504,486
4819400020	SHIPPING SACKS/MULTIWALL BAGS BASE WIDTH <40CM, PP	KG	260,043	124,859
4819400040	SACKS & BAGS, CONES, BASE WIDTH <40CM, PAPER NESOI	KG	843,226	1,155,498
4819502000	SANITARY FOOD & BEV CNTRS OF PAPER, PBRD ETC NESO	KG	823,147	1,032,391
4819503000	RECORD SLEEVES OF PAPER OR PAPERBOARD	KG	190	5,729
4819504020	FIBER DRUMS/CANS/TUBES & SIMLR CNTRS OF PAPER ETC	KG	1,481,484	4,239,160
4819504040	RIGID BOXES & CARTONS OF PAPER/PAPERBOARD, NESOI	KG	5,934,541	7,699,606
4819504060	PACKING CONTAINERS NESOI OF PAPER, PPRBRD, ETC	KG	1,265,182	3,075,970
4819600000	BOX FILES/LTTR TRAY/STORAGE BOX ETC, OFFICE/SHOPS	KG	289,097	1,032,076
4820100000	REGISTERS/ACCT BKS/NOTEBOOKS/LETTER PAD ETC PPR/PBRD	NO	1,363,888	1,307,606
4820200000	EXERCISE BOOKS, OF PAPER OR PAPERBOARD	NO	31,741	82,059
4820300020	LOOSE-LEAF BINDERS, OF PAPER OR PAPERBOARD	KG	163,638	262,303
4820300040	BINDERS EX LOOSELEAF/FOLDERS/FILE COVERS, PPR/PBRD	KG	144,869	493,722
4820400000	MANIFOLD BUSINESS FORMS/INTRLEAVD CARBON SETS PPR	KG	1,427,417	3,958,221
4820500000	ALBUMS FOR SAMPLES/COLLECTIONS OF PAPER/PAPERBOARD	NO	77,652	337,529
4820900000	BLOTTING PADS/BOOK COVERS/ARTCL STATNRY NESOI, PPR	KG	476,873	1,384,498
4821100000	PAPER AND PAPERBOARD LABELS OF ALL KINDS, PRINTED	KG	2,548,880	20,937,612
4821902000	PAPER/PPRBOARD LABELS, UNPRINTED, PRESSURE-SENSSTVE	KG	790,420	3,786,025
4821904000	PAPER/PPRBRD LABELS, UNPRINTED, NOT PRESSR-SENSSTVE	KG	505,429	1,769,945
4822100000	BOBBINS/SIMLR SUPPORTS FR WINDNG TEXTILE YARN, PPR	KG	3,368	19,614
4822900000	BOBBINS & SIMLR SUPPORTS NESOI OF PPR PULP PPR ETC	KG	430,391	1,982,166
4823110000	GUMMED/ADHESIVE PPR STRIP/ROLL PRSSR-SENS NT LABEL	KG	300,732	1,340,916
4823190000	GUMMED/ADHESIVE PPR STRIP/RLL NT PRSS-SEN NT LABEL	KG	95,416	589,151
4823201000	PAINT FILTERS AND STRAINERS, PAPER CUT TO SIZE	KG	55,908	120,543
4823209000	FILTER PAPER & PAPERBOARD CUT TO SIZE/SHAPE NESOI	KG	137,801	497,121
4823400000	ROLL/SHEET/DIAL PRINTED FR SELF-RECORDNG APPR, PPR	KG	65,878	224,016
4823510000	PPR/PBRD FOR GRAPHICS NESOI PRNT/EMBSSD ETC CUT SZ	KG	257,420	927,251
4823592000	BASIC PAPER TO BE SENSITZD FOR PHOTOGRPHY CUT SIZE	KG	111,412	168,233
4823594020	PPR/PBRD FOR GRAPHIC ETC CONT 25%/MORE COTTON, CUT	KG	180,140	298,262

TABLE 1 - SHIPMENTS OF MERCHANDISE FROM THE UNITED STATES TO PUERTO RICO,  
BY COMMODITY: FISCAL YEAR 2000

COMM-CODE	COMMODITY AND UNIT OF QUANTITY		QUANTITY	VALUE-\$
4823594040	PPR/PBRD FOR GRAPHIC ETC NESOI CUT TO SIZE/SHAPE	KG	14,372,990	14,645,986
4823600020	CUPS & ROUND NESTED FOOD CNTNRS OF PAPER/PPRBOARD	KG	3,649,754	7,062,170
4823600040	TRAYS/DISHES/PLATES ETC NESOI OF PAPER/PPRBOARD	KG	1,648,527	2,148,627
4823700000	MOLDED OR PRESSED ARTICLES OF PAPER PULP	KG	234,361	405,417
4823903000	CARDS, NOT PUNCHED FR PUNCH CARD MACHINE, PPR/PBRD	KG	212,793	562,006
4823908550	ARTICLES OF PPR PULP/PPR/PPRBRD/CELLULSE ETC NESOI	KG	8,419,975	12,697,580
	PRINTED BOOKS, NEWSPAPERS, PICTURES AND OTHER PRODUCTS OF THE PRINTING INDUSTRY;MANUSCRIPTS,TYPESCRIPTS AND PLANS.....	TOTAL		92,299,306
4901100000	PRINTED BOOKS/BROCHURES/LEAFLETS ETC,SINGLE SHEETS	KG	297,082	2,896,488
4901910020	DICTIONARIES (INCLUDING THESAURUSES)	NO	33,014	22,429
4901990010	TEXTBOOKS	NO	1,417,417	8,134,963
4901990020	NEWSPAPER/JOURNALS/PERIODICALS BOUND EX PAPER, SET	NO	46,567	173,336
4901990030	DIRECTORIES	NO	57,452	71,813
4901990040	BIBLES/TESTAMENTS/PRAYER BOOKS OTH RELIGIOUS BOOKS	NO	155,211	205,674
4901990050	TECHNICAL, SCIENTIFIC AND PROFESSIONAL BOOKS	NO	551,170	2,950,859
4901990055	ART AND PICTORIAL BOOKS PRINTED NOT SINGLE SHEETS	NO	11,649	50,548
4901990070	HARDBOUND BOOKS, NESOI	NO	1,154,530	2,560,653
4901990075	RACK SIZE PAPERBOUND BOOKS, NESOI	NO	408,830	911,511
4901990091	PRINTD MATTER NT OV 4 PAGES EACH EXCL COVERS NESOI	NO	818,918	656,639
4901990092	PRINTED MATTER NESOI 5-48 PAGES EACH EXCL COVERS	NO	279,083	205,681
4901990093	PRINTED MATTER NESOI 49 OR MORE PAGES EA EX COVERS	NO	2,409,860	3,329,230
4902100000	NEWSPAPERS, JOURNALS, PERIODICALS, 4 TIMES A WEEK	KG	5,335	3,890
4902902020	NEWSPAPERS APPEARING LESS THAN FOUR TIMES A WEEK	KG	1,186,810	1,523,201
4902902040	BUSINESS ETC PERIODICALS, NESOI SINGLE ISSUES TIED	NO	679,856	1,209,301
4902905000	JOURNALS/PERIODICALS NESOI, INCL SINGL ISSUES TIED	NO	5,820,093	9,238,852
4903000000	CHILDREN'S PICTURE, DRAWING OR COLORING BOOKS	NO	629,892	412,486
4904000020	SHEET MUSIC W/N STAPLED/FOLDED NOT OTHERWISE BOUND	KG	4,579	62,746
4904000040	MUSIC NESOI PRINTED/MANUSCRIPT, BOUND/ILLUSTRATED	NO	1,143	19,560
4905100000	GLOBES, PRINTED	KG	310	9,819
4905910000	MAPS, CHARTS, ATLASES ETC NESOI PRINTED, BOOK FORM	NO	173	5,769
4905990000	MAPS, CHARTS, ATLASES ETC, PRINTED, NESOI	KG	889	26,200
4906000000	PLANS, DRAWINGS FOR ARCHITECTURAL, ETC PURPOSES	KG	591	48,115
4907000000	UNUSED POSTAGE, BANKNOTES, CHECK FORMS, STOCK, ETC	KG	97,655	715,655
4908100000	TRANSFERS (DECALOMANIAS), VITRIFIABLE	KG	13,567	168,718
4908900000	TRANSFERS (DECALOMANIAS), NESOI	KG	20,077	626,024
4909002000	POSTCARDS, PRINTED OR ILLUSTRATED	THS	2,955	17,720
4909004020	GREETING CARDS, PRINTED	THS	234,296	5,779,777
4909004040	CARDS, PRINTED, NESOI	THS	11,445	388,318
4910000000	CALENDARS, CALENDAR BLOCKS OF ANY KIND, PRINTED	KG	55,263	289,083
4911100050	CATALOGS, PRINTED	KG	1,561,860	6,246,834
4911100090	TRADE ADVERTISING MATERIAL, PRINTED, NESOI	KG	635,277	5,894,570
4911910020	POSTERS, PRINTED	KG	13,035	296,058
4911910040	PICTURES, DESIGNS AND PHOTOGRAPHS, PRINTED, NESOI	KG	168,007	1,366,035
4911990000	PRINTED MATTER, NESOI	KG	1,602,980	35,780,751
	TEXTILES AND TEXTILES ARTICLES.....	TOTAL		672,295,724
	SILK.....	TOTAL		773,654
5002000000	RAW SILK (NOT THROWN)	KG	71,230	167,834
5003900000	OTHER SILK WASTE	KG	7,107	2,820
5004000000	SILK YARN NOT PUT UP FOR RETAIL SALE	KG	886	40,811
5005000000	YARN SPUN FROM SILK WASTE NOT PUT UP RETAIL SALE	KG	996	92,575
5007100000	WOVEN FABRICS OF NOIL SILK	M2	28,285	263,382
5007200000	OTHER FABRICS >=85% SILK/SILK WASTE, NOT NOIL SILK	M2	1,607	9,738
5007900000	WOVEN FABRICS OF SILK OR SILK WASTE - OTHER NESOI	M2	21,904	196,494
	WOOL,FINE OR COARSE ANIMAL HAIR; HORSEHAIR YARN AND WOVEN FABRIC.....	TOTAL		436,912
5101300000	WOOL NOT CARDED OR COMBED CARBONIZED	KG	11,544	25,000
5104000000	GARNETTED STOCK OF WOOL OR FINE/COARSE ANIMAL HAIR	KG	6,342	27,834
5105100000	CARDED WOOL	KG	17,157	74,000
5105290000	WOOL TOPS AND OTHER COMBED WOOL (NOT IN FRAGMENTS)	KG	3,194	27,082
5106100090	YARN OF CARDED WOOL,NOT FOR RETAIL SALE,=>85% WOOL	KG	690	12,040

TABLE 1 - SHIPMENTS OF MERCHANDISE FROM THE UNITED STATES TO PUERTO RICO,  
BY COMMODITY: FISCAL YEAR 2000

COMM-CODE	COMMODITY AND UNIT OF QUANTITY		QUANTITY	VALUE-\$
5109900000	WOOL/FINE ANIMAL HAIR YARN, RETAIL SALE,<85% W/FAH	KG	3,811	49,662
5111110000	WOVN FBRC CRD WOOL/FN ANML HR>=85% WL/FAH/300 G/M2	M2	6,522	47,553
5111190000	WOVN FBRC CRD WOOL/FN ANML HR>=85% WL/FAH<300 G/M2	M2	8,125	60,859
5111300000	OTHER WOVN FABRICS OF CARDED WOOL/FINE ANIMAL HAIR	M2	1,496	11,310
5111900000	WOVEN FABRICS CARDED WOOL/FINE ANIMAL HAIR OTHER	M2	6,905	60,605
5112110000	WOVN FBRC CMB WOOL/FN ANML HR>=85% WL/FAH<200 G/M2	M2	1,681	12,255
5112300000	WOVN FBRC CMB WOOL/FN ANML HR MX W/MAN-MDE STPL FB	M2	1,059	28,712
COTTON.....			TOTAL	49,423,934
5201001025	COTTON, NOT CARDED/COMBED,STP LGN < 25.4 MM-1 INCH	RBA	3,006	670,608
5201001090	COT,NOT CARDED/COMBED,STP LNCH >25.4 AND <28.58 MM	RBA	154	46,453
5201002030	COTTON,NOT CARDED/COMBED;AMERICAN PIMA, >=28.58 MM	RBA	9	4,705
5201009000	OTHER COTTON,NOT CARDED/COMBED,STAPLE > = 28.58 MM	RBA	27	9,381
5202100000	COTTON WASTE: YARN WASTE (INCLUDING THREAD WASTE)	KG	117,551	63,002
5202910000	COTTON WASTE:GARNETTED STOCK OTHER THAN YARN WASTE	KG	887	6,407
5202990000	COTTON WASTE,OTHER THAN YARN WASTE+GARNETTED STOCK	KG	56,158	84,720
5203000000	COTTON, CARDED OR COMBED	KG	787,460	1,478,960
5204110000	COTTON SEWING THREAD,NOT RETAIL,>85% BY WGT COTTON	KG	43,856	203,788
5204190000	COTTON SEWING THREAD,NOT RETAIL,<85% BY WGT COTTON	KG	19,869	56,500
5204200000	COTTON SEWING THREAD, PUT UP FOR RETAIL SALE	KG	1,476	33,522
5205110000	COT YARN,SINGLE,UNCOMBD,>=85%COT,NOT RETAIL,>14NM	KG	42,905	159,715
5205120000	COT YRN,SNGL,UNCOMBD,>=85%COT,NT RETAIL,>14NM<=43NM	KG	19,220	5,241
5205330000	COT YRN,MULTI,UNCMB,>=85%COT,NT RETAIL,>43NM<=52NM	KG	15,029	25,000
5205420000	COT YRN,MULTI,COMBD,>=85%COT,NT RETAIL,>14NM<=43NM	KG	11,690	73,732
5205430000	COT YRN,MULTI,COMBD,>=85%COT,NT RETAIL,>43NM<=52NM	KG	188,664	930,875
5206110000	COTTON YRN,SINGLE,UNCOMBD,<85%COT,NOT RETAIL,<=14NM	KG	89	4,893
5206120000	COT YRN,SNGL,UNCOMBD,<85%COT,NOT RETAIL,>14NM<=43NM	KG	3,234	34,332
5206220000	COT YRN,SNGL,COMBD,<85%COT,NOT RETAIL,>14NM<=43NM	KG	2,778	27,549
5206430000	COT YRN,MULTI,COMBD,<85%COT,NOT RETAIL,>43NM<=52NM	KG	12,266	88,378
5207100000	COT YARN,NOT SEWING THREAD,FOR RETAIL SALE=>85%COT	KG	474,497	2,395,728
5207900000	COT YARN,NOT SEWING THREAD,FOR RETAIL SALE,<85%COT	KG	592,287	13,217,487
5208112020	POPLN/BRDCLTH,UNBLCH,>=85%COT,<=100G/M2,<=43#,P/W	M2	92,610	1,410,079
5208112040	SHEETING,PLN/WV,UNBLCHD,>=85%COT,<=100G/M2,<=43#	M2	64,454	171,480
5208112090	OTHER PLAIN WV,UNBLEACHED,>=85%COT,<=100G/M2,<=43#	M2	61,627	164,000
5208114040	SHEETING,PLN/WV,UNBLCHD,>=85%COT,<=100G/M2,44-68#	M2	1,611	3,201
5208119000	OTHER PLAIN WV,UNBLEACHED,>=85%COT,<=100G/M1,>=69#	M2	70,060	107,354
5208124020	POPLN/BROADC,UNBL,>=85%COT,>100<=200G/M2,<=43#,P/W	M2	10,568	247,745
5208124040	SHEETING,PLN/WV,UBLCH,>=85%COT,>100<=200G/M2,<=43#	M2	155,515	312,889
5208126040	SHEETING,PLN/WV,UNBL,>=85%COT,>100<=200G/M2,44-68#	M2	55,512	111,022
5208126060	PRNTCLTH,PLN/WV,UNBL,>=85%COT,>100<=200G/M2,44-68#	M2	56,250	112,500
5208126090	WOV FAB COT UBL N <100G/M2 >43 <69 PLAIN WEAVE OT	M2	614,871	2,815,938
5208128020	POPLN/BRDCL,P/W,UNBL,>=85%COT,>100<=200G/M2,>=69#	M2	10,601	245,500
5208128090	OTHER PLAIN WV,UNBLCH,>=85%COT,>100<=200G/M2,>=69#	M2	10,000	20,000
5208130000	3 OR 4-THREAD TWIL(INC CROSS)UNBL>=85%COT<=200G/M2	M2	4,345	8,687
5208192000	SATIN/TWILL WEAVE FABRICS,UNBLCH>=85%COT,<=200G/M2	M2	39,224	112,001
5208199000	OTHER WOVEN COT FABRICS,UNBLCH>=85%COT<=200G/M2	M2	153,410	320,118
5208214090	OTHER PLAIN WEAVE,BLCHD,>=85%COT,<=100G/M2,44-68#	M2	7,672	3,358
5208226020	POPLN/BRDCL,P/W,BLCH,>=85%COT,>100<=200G/M2,44-68#	M2	1,666,860	6,753,334
5208226060	PRNTCLTH,PLN/WV,BLCH,>=85%COT,>100<=200G/M2,44-68#	M2	171,197	573,610
5208226090	OTHER PLAIN WV,BLCHD,>=85%COT,>100<=200G/M2,44-68#	M2	85,075	729,682
5208228090	OTHER PLAIN WEAV,BLCH,>=85%COT,>100<=200G/M2,>=69#	M2	19,438	27,228
5208299000	OTHER WOVEN COT FABRICS,BLCHD,>=85%COT<=200G/M2	M2	1,090	27,100
5208316020	POPLN/BRDCLTH,PLN/WV,DYED>=85%COT,<=100G/M2,44-68#	M2	198,249	641,860
5208399000	OTHER WOVEN COTTON FABRICS,DYED,>=85%COT,<=200G/M2	M2	18,993	44,852
5208429000	WOV COT FAB, 85% COT YN DY PL MA OV 100-200 G/M2	M2	25,170	38,434
5208499000	WOV COT FAB, 85% COT YN DY NPL MA OV 100-200 G/M2	M2	5,498	6,576
5208523040	WOV FAB COT CON >85% WGT COT >100G/M2 #<44 SHEETNG	M2	974	3,166
5208524090	WOV FAB COT CON >85% WGT COT >100G/M2 #44-68 OTHER	M2	4,664	8,200
5208530000	WOV FAB COT CON >85% WGT <200G/M2 3-4TWL PRINTED	M2	72,760	235,576
5208592000	WOV COT FAB, 85% COT,PRINT SATIN ETC NOV G/M2	M2	126	2,859
5208599000	WOV COT FAB, 85% COT PRINT NOT PL NESOI NOV200G/M2	M2	1,299	28,414
5209110020	WOV FAB COT 85%> COT >200G/M2 UBLC PLN WU POP/BRDC	M2	79,132	106,051
5209110090	WOV COT FAB 85% COT UNBL PL WV >200 G/M2 OT P WV D	M2	111,228	295,926
5209190070	WOV COT FAB, 85% COT, UNBL NOPLWV NESOI OV 200G/M2	M2	72,777	152,076
5209210020	WOV FAB COT 85%> COT >200G/M2 BLCH PLN WV POP/BRDC	M2	46,628	151,066
5209210090	WOV COT FAB 85% COT BL PL WV >200 G/M2 OT INCL PWD	M2	18,360	41,871
5209220000	WOV COT FAB, 85% COT, BL 3-OR4-TH TWILL OV 200G/M2	M2	9,905	18,793
5209316020	WOV FAB COT>85% WGT>200G/M2 DYE P/W OTW POP/BRDCLT	M2	1,348	3,047



TABLE 1 - SHIPMENTS OF MERCHANDISE FROM THE UNITED STATES TO PUERTO RICO,  
BY COMMODITY: FISCAL YEAR 2000

COMM-CODE	COMMODITY AND UNIT OF QUANTITY	QUANTITY	VALUE-\$
5209390030	WOV COT FAB, 85% COT DY SATIN ETC OVER 200 G/M2	M2 1,040	3,419
5209420030	WOV FAB COT >85% COT >200G/M2 YR D C D <=360G/M2	M2 184,236	599,446
5209420050	WOV FAB COT >85% COT >200G/M2 YR DF C D >360G/M2	M2 1,225,612	3,555,095
5209490000	WOV COT FAB >85% COT YN DY >200 G/M2 OTH FABRICS	M2 26,556	50,614
5209513000	WOV FAB COT >85% COT >200G/M2 PRT PL WV CRT HND-LM	M2 9,356	24,248
5209516040	WOV COT FAB, 85% COT, PRINTED PL DUCK OV 200 G/M2	M2 1,869	4,000
5209516090	WOV COT FAB 85% COT PRN PL WV OV 200 G/M2 OT I PWD	M2 3,084	6,600
5209590070	WOV COT FAB 85% COT, PR NOTPLWOV NESOI OV 200 G/M2	M2 9,178	20,662
5210114020	WOV FAB COT CON <85% WGT COT <200G/M2 #<44 POP/BRD	M2 2,364	3,181
5210192000	WOV COT FAB UN85% COTMMF, UNB SATIN ETC NOV200G/M2	M2 1,282	3,270
5210199000	WOV COT FAB UN85% COTMMF UNB NOPL NESOI NOV200G/M2	M2 42,455	103,979
5210216090	WOV FAB COT CON <85% WGT COT <200G/M2 #44-68 OTHER	M2 207,450	395,146
5210220000	WOV FAB COT CON <85% WGT <200G/M2 3-4 TWL BLEACHED	M2 8,853	14,400
5210399000	WOV COT FAB UN85% COTMMF DY NOPL NESOI NOV200G/M2	M2 23,969	56,613
5210499000	WOV COT FAB UN85% COTMMF YNDY NOPL NESOI NOV200G/M2	M2 7,802	21,299
5210599000	WOV COT FAB UN85% COTMMF PR NOPL NESOI NOV200G/M2	M2 577,594	1,427,576
5211110090	WOV COT FAB <85% COT M MMF UNBL PL WV <200G/M2 OTH	M2 1,919	14,500
5211190070	WOV COT FAB UN85% COTMMF UNBL NOPL NESOI OV200G/M2	M2 1,266	3,329
5211210090	WOV COT FAB <85% COT M MMF BL PL W <200 G/M2 SHEET	M2 796,328	1,213,836
5211290070	WOV COT FAB UN85% COTMMF BL NOPL NESOI OV 200 G/M2	M2 3,104,650	5,179,252
5211310020	WOV FAB COT <85% COT >200G/M2 DYE PLN WV POP/BRDC	M2 167,804	517,500
5211310090	WOV COT FAB <85% COT M MMF DYE PL WV < 200G/M2 OTH	M2 612	6,862
5211390070	WOV COT FAB UN85% COTMMF DYE NOPL NESOI, OV200G/M2	M2 20,216	42,583
5211410000	WOV COT FAB <85% COT MIXD MMF YN DY PL WV >200G/M2	M2 4,432	11,220
5211420050	WOV FAB COT >360M/G2 <85% CT MX MMF YDF DENIM	M2 34	3,383
5211430000	WOV COT FAB UN85% COTMMF YN DY3-OR4-THTW OV200G/M2	M2 5,500	8,946
5211490000	WOV COT FAB <85% COT M MMF YDC >200G/M2 OT FABRICS	M2 46,692	95,586
5211520000	WOV COT FAB UN85% COTMMF PR 3-OR4-TH TW OV200G/M2	M2 3,834	6,235
5211590070	WOV COT FAB UN85% COTMMF PR NOPL NESOI, OV200G/M2	M2 34,297	152,365
5212140000	WOV COT FAB UN85% COT NESOI, YN DY NOV 200 G/M2	M2 27,618	113,548
5212150000	WOV COT FAB UN85% COT NESOI, PRINT, NOV 200 G/M2	M2 840	3,034
5212210000	WOV COT FAB UN85% COT NESOI, UNBL OV 200 G/M2	M2 3,333	5,000
5212220000	WOV COT FAB UN85% COT NESOI, BL OV 200 G/M2	M2 687	2,598
5212240000	WOV COT FAB UN85% COT NESOI, YN DY OV 200 G/M2	M2 1,202	8,527
5212250000	WOV COT FAB UN85% COT NESOI, PRINT OV 200 G/M2	M2 23,889	69,513
OTHER VEGETABLE TEXTILE FIBERS;PAPER YARN AND WOVEN FABRICS OF PAPER YARN..... TOTAL			3,380,625
5305190000	COCONUT, TOW, NOILS AND YARN WASTE GARNT STK OTHER	KG 35,154	32,227
5306100000	FLAX YARN, SINGLE	KG 12,844	46,721
5307100000	YARN OF JUTE OTH TEX BAST FIB EX FL HP RAM SINGLE	KG 12,323	17,340
5307200000	YARN OF JUTE OTH TEX BAST FIBR MULTIPLE OR CABLED	KG 1,554	5,650
5308900000	YARN OF OTHER VEGETABLE TEXTILE FIBERS; NESOI	KG 366,322	3,173,591
5309110000	WOV FAB >=85% FLAX UNBLEACHED OR BLEACHED	M2 24,424	65,807
5309190000	WOVEN FABRICS >=85% BY WEIGHT OF FLAX OTHER	M2 3,762	19,256
5309290000	WOVEN FABRICS <85% BY WEIGHT OF FLAX OTHER	M2 3,200	13,152
5311000000	WOV FAB OF OT VEG TEXTILE FIB WOV FAB OF PPR YARN	KG 136	6,881
MAN-MADE FILAMENTS..... TOTAL			53,663,285
5401100000	SEWING THREAD SYNTHETIC FILAMENTS, FOR RETAIL SALE	KG 1,398	51,113
5401200000	SEWING THREAD ARTIFICIAL FILAMENTS FOR RETAIL SALE	KG 1,289	48,004
5402100000	SYN FIL YARN EX SEWING NO RETAIL, NYLON ETC	KG 12	9,713
5402200000	SYN FIL YARN EX SEWING NO RETAIL, POLYESTER	KG 5,663	110,620
5402310000	SYN FIL YN EXSEW NO RT TX NYLON YN NOV 500 DECITEX	KG 8,036,209	26,886,018
5402320000	SYN FIL YN EXSEW NO RT TX NYLON YN OV 500 DECITEX	KG 227	3,357
5402330000	SYN FIL YN EXSEW NO RT TX POLYESTER	KG 571,232	1,764,583
5402390000	SYN FIL YN EXSEW NO RT TEXT NESOI	KG 1,178,662	1,768,314
5402410010	SYN FIL YN EXSEW NO RT SING,MULT UNTW/TW >=5 N	KG 976	6,098
5402410030	SYN FIL YN EXSEW NO RT SING,MON,MULT UNTW/TW >=5 N	KG 4,825	30,152
5402420000	POLYESTER PART ORIENT UNTWST/TWST YN NT>50 TURNS/M	KG 14,558	33,753
5402430020	SYN FIL YN EXSEW NO RT SIN,MONO,MULT <5TRN/M2 POLY	KG 115,414	143,970
5402490005	SYN FIL YN EXSEW NO RT SING <5TNS/M2,ELSTOMERIC YN	KG 61	4,647
5402490010	SYN FIL YN EXSEW NO RT SING <5TNS/M2 POLYPROP,ETHY	KG 12,122	17,751
5402490040	SYN FIL YN EXSEW NO RT SNG,MON,MUL < 5TNS/M2 NESOI	KG 392	5,092
5402490070	SYN FIL YN EXSEW NO RT SING,MULT TWT >=5 TRN PROPL	KG 39,733	84,945
5402590000	SYN FILA YARN EXC NYLON/POLYESTER TWST >50 TURNS/M	KG 92,078	283,800
5402610000	NYLON FILAMENT YARN MULTIPLE/CABLED NT RETAIL SALE	KG 275,675	306,944

TABLE 1 - SHIPMENTS OF MERCHANDISE FROM THE UNITED STATES TO PUERTO RICO,  
BY COMMODITY: FISCAL YEAR 2000

COMM-CODE	COMMODITY AND UNIT OF QUANTITY		QUANTITY	VALUE-\$
5402620000	POLYESTERS FILMT YN MULTIPLE/CABLED NT RETAIL SALE	KG	784	2,550
5403100000	ART FIL YN EX SEW NO RET HI TEN VISC RAYON	KG	3,059	18,612
5403310000	ART FIL YARN EXC SEW NO RETAIL SING VISC RAYON	KG	3,376	38,194
5403330000	ART FIL YARN EXC SEW NO RETAIL SING CELL ACETATE	X		5,771
5403490000	ART FILA EXP VISCOSE RAYON/ACETATE MULTIPLE/CABLED	KG	152,976	1,285,557
5404101000	SYNTHETIC MONOFILAMENT RACHET STRINGS X-DIMEN >1MM	KG	968	7,744
5404108005	SYNTHETIC MONOFILAMENT,X-DIMEN >1MM,ELASTOMERIC YN	KG	10,279	162,986
5404108020	NYLON MONOFILAMENT OF >67 DECITEX X-DIMENSION >1MM	KG	14,653	195,951
5404108040	POLYESTER MONOFILAMENT OF >67 DECITEX X-DIMEN >1MM	KG	1,243	5,332
5404900000	SYNTHETIC STRIP WIDTH NOT > 5MM	KG	111,597	309,676
5406100040	SYNTHETIC FILAMENT YARN POLYESTER, FOR RETAIL SALE	KG	7,497	104,039
5406100090	SYN FIL YRN RETAIL SALE EXC ACRYLIC AND POLYESTERS	KG	8,786	111,624
5406200000	ARTIFICIAL FILAMENT YARN PUT UP FOR RETAIL SALE	KG	6,819	39,002
5407100000	WOV FAB SYN FIL HI TEN NYLON ETC AND POLYESTER	M2	276,319	599,006
5407200000	SYNTHETIC FILAMENT YARN FABRIC FROM THE STRIP	M2	1,625	11,040
5407300000	WOV FAB SYN FIL YN SPEC BONDED IN LAYERS	M2	3,351	12,300
5407410000	WOV FAB SYN FIL YN NESOI 85% NYLON UNBL AND BLEACH	M2	49,941	202,101
5407420000	WOV FAB SYN FIL YN NESOI 85% NYLON ETC DYED	M2	2,304	6,664
5407430000	WOV FAB SYN FIL YN NESOI 85% NYLON ETC YARN DYED	M2	22,500	65,118
5407510000	WOV FAB SYN FIL YN NESOI 85% TEX POLYEST BL UNBL	M2	26,091	47,344
5407520000	WOV FAB SYN FIL YN NESOI 85% TEX POLYESTER DYED	M2	18,384	33,906
5407530000	WOV FAB SYN FIL YN NESOI 85% TEX POLYSTER YN DYED	M2	12,835	31,218
5407540000	WOV FAB SYN FIL YN NESOI 85% TEX POLYSTER PRINTED	M2	25,338	38,307
5407610000	WOV FAB CONT 85% OR > BY WGT NONTEXTURED POLY FILA	M2	7,517,956	17,730,272
5407710000	WOV FAB SYN FIL YN NESOI 85% SYN FIL NESOI UNBL BL	M2	117,047	712,535
5407720000	WOV FAB SYN FIL YN NESOI 85% SYN FIL NESOI DYED	M2	1,227	6,813
5407730000	WOV FAB SYN FIL YN NESOI 85% SYN FIL NESOI YN DYED	M2	4,252	9,124
5407810000	WOV FAB SYN FIL YN NESOI UN85% SYN FIL COT UNBL BL	M2	9,588	25,257
5407910000	WOV FABRIC SYNTH FILAMENT YARN NESOI UNBL BLEACHED	M2	1,097	7,493
5408100000	WOVEN FAB OF VISCOSE RAYON, HIGH TENACITY YARN	M2	1,597	3,336
5408210000	WOV FAB ART FIL EX RA 85% ART FIL UNBL BL	M2	118,279	268,254
5408340000	WOV FAB ART FIL EX RA 85% ART FIL NESOI PRINTED	M2	2,923	7,285
MAN-MADE STAPLE FIBERS.....			TOTAL	71,450,517
5501100000	SYNTHETIC FILAMENT TOW OF NYLON OR OTHER POLYAMIDE	KG	158,731	168,500
5501200000	SYNTHETIC FILAMENT TOW OF POLYESTERS	KG	169,075	551,900
5501300000	SYNTHETIC FILAMENT TOW ACRYLIC OR MODACRYLIC	KG	59,177	75,000
5502000000	ARTIFICIAL FILAMENT TOW	X		1,158,021
5503100000	SYN STP FIB NT CRD, CMB OR PRSD SPNG: NYL/ OT PLYM	KG	8,621	45,698
5503200000	SYN STP FIB NT CRD, CMB OR PRSD SPNG: OF POLYESTER	KG	2,126	3,000
5503300000	SYN STP FIB NT CRD, CMB OR PRSD SPNG: ACRY/MODACRY	KG	3,600	14,000
5503400000	SYN STP FIB NT CRD, CMB OR PRSD SPNG: POLYPROPYLENE	KG	43,639	51,657
5503900000	SYN STP FIB NOT CARD, CMB OR PRSD SPNG: NESOI	KG	18,961	65,469
5504100000	ARTIF STP FIB NT CRD, CMB OR PRSD SPNG: VIS RAYON	KG	104,487	233,454
5505100020	WASTE NOILS YRN WS&GARN STCK MMF SYN FIB OF NYLON	KG	46,664	103,615
5505100060	WASTE NOILS YARN WST & GARN STCK MMF SYN FIB NESOI	KG	30,157	67,169
5505200000	WASTE NOILS, YARN WST & GARN STCK MMF ARTIF FIBER	KG	192	3,192
5506100000	SYN STP FIB CRD CMB OR PRS SPNG NYL OR OTH PLYAMD	KG	13,233	38,709
5506200000	SYN STPL FIB CRD CMB OR PRCD SPNG OF POLYESTER	KG	251,620	485,758
5506900000	SYNT STP FIB CARD COMB OR OTRWS PRSD SPNG NESOI	KG	21,650	51,031
5507000000	ARTIFIC STPL FIBER CRD CMB OR OTHWS PRCD FOR SPNG	KG	18,080	73,933
5508100000	SEW THD MMF STPL FIB WTH NT RETAIL SALE SYN STP FB	KG	345,267	4,363,407
5508200000	SEW THD MMF STPL FIB WTH NT RETAIL SALE ART STP FB	KG	776	6,155
5509120000	YRN N SWG TD SY ST FB N RTL SL>=85% ST F N/P M/C Y	KG	174,147	579,709
5509310000	YRN N SWG TD SY ST FB N RTL SL >=85% AC/MAC SFSY	KG	352,711	2,438,492
5509410000	YRN N SWG TD SY ST FB N RTL SL >=85% O YR SY SF SY	KG	15,578	42,405
5509590000	YRN N SW TD SY ST F N RTL SL OT YR POLY ST F NESOI	KG	10,101,934	38,867,698
5509610000	YR N SWG TH SYN ST FB N RT SL O Y AC/MAC M W/FAH	KG	661	4,264
5509620000	YR N SWG TH SYN ST FB N RT SL O Y AC/MAC MX COTTON	KG	5,374	29,716
5509690000	YRN N SW TH SYN STP FIB N RT SL AC/MA STP FIB OTHR	KG	21,652	26,578
5509990000	YRN N SW TH SYN STP FIB N RT SL OT YRNS OTH-NESOI	KG	596	6,386
5510120000	YRN N SWG TH ART ST F N RT SL >=85% ART S F M/C YR	KG	10,386	50,000
5510200000	YRN N SWG TH ART ST F N RT SL OT YR M/S WOOL OR FA	KG	665	4,304
5510900000	YRN NT SWG THD ART STP FIB NT RTL SL OT YRN NESOI	KG	24,631	135,570
5511100000	YRN N SW TH MM ST FIB RT SL SYN STP FIB >=85% S FB	KG	2,537	28,584
5511200000	YRN N SWG TH MMF ST FB RT SL SYN S F <85% WGT FIB	KG	755	4,914
5512110000	WV FB SYN S F >=85% SYN ST FB >=85% PLY SF UBL/BLC	M2	9,369	19,049
5512190000	WOV FAB >=85% SYNTH ST FB POLY STP FIBER OTHER	M2	103,052	240,654

TABLE 1 - SHIPMENTS OF MERCHANDISE FROM THE UNITED STATES TO PUERTO RICO,  
BY COMMODITY: FISCAL YEAR 2000

COMM-CODE	COMMODITY AND UNIT OF QUANTITY		QUANTITY	VALUE-\$
5512210000	WOV FAB >=85% SYN ST FB >=85% ACR/MACR S F UBL/BLC	M2	9,285	15,656
5512910000	WOV FAB >=85% SYN ST FIB OTHER UNBLEACH/BLEACHED	M2	29,306	18,766
5512990000	WOV FAB >=85% SYNTHETIC STP FIB OTH NESOI	M2	2,988,682	19,063,399
5513110000	WOV FAB SYN ST FB <85% SF M M/S C WT<170G/M2 U/B P	M2	50,183	70,759
5513190000	WV FB SYN SF <85% S F M COT WT<170G/M2 U/B OT WV F	M2	171,928	215,153
5513210000	WV FB SYN SF <85% S F M COT WT<170G/M2 DY PY SF PW	M2	3,863	5,679
5513490000	WV FB SYN SF <85% S F M M/S CT <=170G/M2 PRT OT WF	M2	12,843	17,233
5514190000	WV FB SYN SF <85% S F M COT WT>170G/M2 U/B OT WV F	M2	1,510	5,353
5514220000	WV FB SY SF <85% M CT >170G/M2 DYED 3-4TD TL PSF	M2	317,532	794,530
5514320000	WV FB SYN SF <85% S F M/M/S CT >170G/M2 YDF 3-4T PS	M2	16,500	150,000
5515110000	OTH WV FAB SYN PLY ST FB MX M/S VIS RAY STAPLE FIB	M2	2,810	22,263
5515120000	OTH WV FAB SYN POLY ST FB MIX M/S MNM FILAMENTS	M2	28,570	51,946
5515190000	OTH WV FAB OF SYN POLY STPL FIBR OTHER NESOI	M2	2,943	5,348
5515990000	OTHER WV FAB OF SYNTHETIC STPL FIBERS OTHER-NESOI	M2	409,843	863,855
5516120000	DYED WOVN FABRIC,ARTIFICIAL STPL FIBR>85% BY WGHT	M2	1,415	3,090
5516410000	UNBL/BLCH WV FAB,ARTF STPL FBR<85%ASF,MIX W/COTTON	M2	17,752	41,524
5516930000	OTHR WV FABRC,ARTF STPL FIBR,YRNS DIFF COLR,NESOI	M2	19,059	39,454
5516940000	OTHER PRNTD WOVN FABRICS,ARTIFCL STAPLE FIBR,NESOI	M2	13,743	28,518
WADDING,FELT AND NONWOVENS;SPECIAL YARNS;TWINE,CORDAGE,ROPES AND CABLES AND ARTICLES THEREOF.....			TOTAL	11,326,427
5601100000	SANITARY NAP & TAMP, DIAP & LINER & SIMI ARTI WAD	KG	105,386	428,474
5601210000	WADDING; OTHER ARTICLES OF WADDING OF COTTON	KG	8,609	22,462
5601220000	WADDING; OTHER ARTICLES OF WADDING OF MANMADE FIB	KG	79,148	903,244
5601290000	WADDING; OTHER ARTICLES OF WADDING, NESOI	KG	25,298	476,175
5602100000	NEEDLELOOM FELT AND STITCH-BONDED FIBER FABRICS	KG	78	2,880
5602210000	OTH FELT NT IMPREG, COAT, COV/LAM WOOL/F ANIM HAIR	KG	6,974	15,629
5602290000	OTH FELT NT IMPREG COATED COV O LAM O OTH TEX MAT	KG	80,295	78,377
5602903000	OTH FELT NT IMPREG COATED COV OR LAM, LAMIN	KG	75,244	568,397
5602909000	OTH FELT NT IMPREG COATED COV OR LAM NT M-MADE FIB	KG	235,377	1,660,952
5603110000	NONWOVENS OF MANMADE FILAMENTS WEIGHING < 25 G/M2	KG	907,307	3,011,703
5603120000	NONWOVENS, OF MMF WEIGHING > 25 G/M2 BUT < 70 G/M2	KG	1,869	122,831
5603130000	NONWOVENS, OF MMF WEIGHING > 70 G/M2 BUT <150 G/M2	KG	59,698	142,293
5603140000	NONWOVENS, OF MMF WEIGHING > 150 G/M2	KG	52,979	210,845
5603910000	NONWOVENS NOT OF MMF WEIGHING < 25 G/M2	KG	8,285	25,942
5603920000	NONWOVENS NOT OF MMF > 25 G/M2 & < 70 G/M2	KG	14,019	80,419
5603930000	NONWOVENS NOT OF MMF > 70 G/M2 & < 150 G/M2	KG	12,359	77,352
5603941000	NONWOV > 150 G/M2, NT MMF FLOOR COVERING UNDERLAYS	M2	63,877	89,980
5603943500	NONWOVENS NOT OF MMF > 150 G/M2; NT FLR COVR UNDLY	KG	213,358	910,540
5604100000	RUB THREAD AND CORD TEX COV LIKE HEADING 5404/5405	KG	176,849	1,374,140
5604200000	RUB THR & CRD, HGH TEN YRN POLY NYLN ETC IMPREG	KG	9,960	135,515
5604900000	RUB THR & CRD, NESOI	KG	74,628	188,136
5605000000	METAL YRN WHET O NT GIMP TEX YRN O STRIP W/METAL	KG	103	2,702
5607100000	TWINE CORD ROPE & CABLE OF JUTE OR OTHER TEX BAST	KG	2,324	19,138
5607290000	TWINE, CORD, ROPE & CABLE, OF SISAL FIBERS, NESOI	KG	6,829	19,893
5607300000	TWINE WHET/NT PLAIT/IMPREG W/RUB ABACA/OTH HRD FIB	KG	66	4,165
5607410000	TWINE WHET/NT PLAIT/IMPREG W/RUB POLYETH BNDR TWNE	KG	127,648	272,638
5607490000	TWINE WHET/NT PLAIT/IMPREG W/RUB POLYETHYLEN NESOI	KG	40,125	65,190
5607900000	TWINE, CORD WHET/NT PLAIT IMPREG W/RUB/PLAST NESOI	KG	52,388	320,358
5608190000	KNOT NET OF TWNE MDE-UP FISH NET TEX MAT MMF NESOI	KG	7,842	33,723
5608900000	KNOT NET OF TWINE MADE-UP FISH NET TEX MAT NESOI	KG	177	5,623
5609000000	ART O YRN LIKE OF HEAD 5404/5405 TWINE O CABLE NES	KG	40,718	56,711
CARPETS AND OTHER TEXTILE FLOOR COVERINGS.....			TOTAL	865,938
5701100000	CARPETS&OTH TEX FLOOR COVR,WOOL/FINE ANML HR,KNOTD	M2	6,236	224,852
5701900000	CARPETS&OTH TEX FLOOR COVR,OTH TEX MATERIALS,KNOTD	M2	345	2,577
5702100000	KELEM,SCHUMACKS,KARAMANIE,&SIMILAR HAND-WOVEN RUGS	M2	1,647	25,763
5702310000	CARPETS,ETC OF WOOL/FINE ANIMAL HR,PILE,NT MADE-UP	M2	1,013	13,999
5702320000	CARPETS,ETC OF MMF TEXTL MATERIAL,PILE,NOT MADE-UP	M2	13,237	120,008
5702390000	CARPETS,ETC OF OTHER TEXTL MATERL,PILE,NOT MADE-UP	M2	587	10,000
5702410000	CARPETS,ETC OF WOOL/FINE ANIMAL HAIR,PILE, MADE-UP	M2	59,507	164,133
5702420000	CARPETS, ETC OF MMF TEXTILE MATERIALSS,PILE,MADE-U	M2	32,391	321,952
5702510000	CARPETS,ETC WOOL/FINE ANML HR,WOVN,NOT PILE/MDE-UP	M2	169	5,349
5702520000	TEXTILE CARPETS, WOV NO PILE, MMF, NOT MADE UP	M2	478	5,838
5702590000	CARPETS,ETC OTHR TEX MAT,WOV,NOT PILE/MADE-UP/TUFT	M2	102,700	791,437

TABLE 1 - SHIPMENTS OF MERCHANDISE FROM THE UNITED STATES TO PUERTO RICO,  
BY COMMODITY: FISCAL YEAR 2000

COMM-CODE	COMMODITY AND UNIT OF QUANTITY		QUANTITY	VALUE-\$
5702920000	TEXTILE CARPETS, WOV NO PILE, MMF, MADE UP	M2	2,480	22,289
5702990000	CARPETS, ETC OTHR TEX MAT, WOV, MADE-UP, NOT PILE/TUFT	M2	11,828	104,401
5703200000	CARPETS, ETC, NYLON/OTHR POLYAMIDES, TUFTD, W/N MDE-UP	M2	48,123	315,250
5703300000	TEXTILE CARPETS, TUFTED, MMF EXCEPT NYLON ETC	M2	66,521	711,677
5703900000	TEXTILE CARPETS, TUFTED, TEXTILE MATERIALS NESOI	M2	156,402	693,025
5704100000	TEXTILE CARPETS, FELT, NO TUFT, TILES SUR NOV .3M2	M2	48,810	223,846
5704900000	TEXTILE CARPETS, FELT, NOT TUFTED ETC. NESOI	M2	150,195	948,378
5705000000	OTHR CARPETS&OTHR TEX FLOOR COV, WHETHR/NOT MADE-UP	M2	163,269	1,969,153
	SPECIAL WOVEN FABRICS; TUFTED TEXTILE FABRICS; LACE; TAPESTRIES; TRIMMINGS; EMBROIDERY .....	TOTAL		59,305,618
5801100000	WOV PILE & CHENILLE FABRICS OF WOOL/FINE ANIM HAIR	M2	19,909	52,454
5801210000	WOV PILE & CHENILLE FABRIC OF COT UN CUT WEFT PILE	M2	941,443	3,136,936
5801220000	WOVEN PILE & CHENILLE FABRIC OF CUT CORDUROY	M2	18,758	47,625
5801250000	WOV PILE FAB & CHENILLE FAB COT WARP PILE FAB, CUT	M2	5,939	22,593
5801350000	WOV PILE FAB & CHENILLE FAB MMF WARP PILE FAB, CUT	M2	22,835	40,973
5801360000	WOV PILE FAB & CHENILLE FAB MMF CHENILLE FABRICS	M2	1,476	4,250
5801900000	WOV PILE FAB & CHENILLE FAB OTHER TEXTILE MATERIAL	M2	115,924	276,010
5802110000	TERRY TOWEL & SIMILAR WOV FAB NT NARROW COT UNBLCH	M2	3,294	10,242
5802190000	TERRY TOWEL & SIMILAR WOV FAB NT NARROW COT, OTHER	M2	2,508	7,800
5802200000	TERRY TOWEL & SIM WOV TERRY FAB OTH TEX MAT N/5806	M2	1,321	3,108
5803100000	GAUZE, NT NARROW FABRICS OF HEADING 5806: OF COT	M2	31,750	18,571
5804100000	TULS & OTH NET FAB NT INC WOV, KNT OR CROCH FABS	KG	1,013	23,618
5804210000	LACE IN PCE, STRIP, NOT OF 6002; MMF MECH MDE LACE	KG	8,684	315,538
5804290000	LACE IN PIECE, NOT OF 6002, MECH MDE LCE OTH TEX MAT	KG	88,174	1,996,664
5804300000	LACE, STRIPS/MOTIFS, NOT OF 6002, HANDMADE LACE	KG	24	6,248
5806100000	WOV PILE FAB (INC TERRY TOWEL & SIM) & CHENILLE FAB	KG	62,190	412,860
5806200000	NAR WOV FAB NESOI >5% ELASTOMERIC YRN/RUBBER THRD	KG	211,447	6,356,182
5806310000	NARROW WOVEN FABRICS, NESOI, OF COTTON	KG	66,291	1,516,948
5806321010	OTHER NARROW WOVEN FABRICS OF MANMADE FIBERS	KG	1,464	14,448
5806321090	OTHER RIBBONS OF MANMADE FIBERS NESOI	KG	5,991	138,025
5806322000	OTHER NARROW WOVEN FABRICS OF MMF NESOI	KG	103,637	1,189,164
5806391000	WOVEN FABRICS OF WOOL/FAH NESOI	KG	1,634	37,036
5806392000	WOVEN FABRICS OF VEG FIB EXCEPT COTTON NESOI	KG	523	3,104
5806393010	NARROW WOVEN FABRICS OF >=85% SILK NESOI	KG	210	3,684
5806393020	NAR WOVEN FABRICS OF TEX MAT, METALIZED YARN NESOI	KG	113	3,739
5806393080	NAR WOVEN FABRICS OF TEXTILE MATERIAL, NESOI	KG	3,048,588	29,729,201
5806400000	NAR FAB WARP W/O WEFT ASSEMBLED WITH AN ADHESIVE	KG	4,570	36,726
5807101000	WOV LABEL & SIM ART IN PE STRP/CUT SHPE/SZE N/EMBR	KG	155,114	1,125,040
5807102000	WOV BADGE & SIM ART IN PE STRP/CUT SHPE/SZE N/EMBR	KG	615,948	3,728,808
5807901000	OTH LABEL & SIM ART IN PE STRP/CUT SHPE/SZE N/EMBR	KG	30,499	79,807
5807902000	OTH BADGE & SIM ART IN PE STRP/CUT SHPG/SZE N/EMBR	KG	347,408	2,359,753
5808100000	BRAID IN PIECE W/O EMBROID OTH THAN KNIT/CROCHETED	KG	209	20,487
5808900000	ORN TRIM PE W/O EMBROID N/KT CROC, TASEL, POM, ETC	KG	302,450	5,089,841
5810100000	EMBROID IN PCE, STRIPS, MOTIFS W/O VISABLE GROUND	KG	150	38,607
5810910000	EMBROID IN PE, STRIP OR MOTIFS: OTH EMBROID OF COT	KG	44,464	1,249,639
5810920000	EMBROID IN PE, STRIP OR MOTIFS: OTH EMBROID OF MMF	KG	386	17,816
5810990000	EMBROID PE, STRP/MOTIF: OTH EMBROID NESOI TEX MAT	KG	608	14,426
5811000000	QUILT TEX PROD PE 1> LAYR W/PAD STCH N/EMBR H 5810	KG	80,592	177,647
	IMPREGNATED, COATED, COVERED OR LAMINATED TEXTILE FABRICS; TEXTILE ARTICLES OF A KIND SUITABLE FOR INDUSTRIAL USE.....	TOTAL		11,532,644
5901100000	TEXTL FABRC, COATD W-GUM/AMYL, OUTER COVER OF BOOKS	M2	22,821	52,063
5901900000	TRACING CLOTH; PREPRD PAINTG CANVAS; BUCKRAM-HAT FND	M2	41,714	95,171
5902100000	TIRE CORD FABRIC OF HIGH TENACITY YARN, NYLON ETC	KG	8,149	67,204
5902200000	TIRE CORD FABRIC OF HIGH TENACITY YARN, POLYESTERS	KG	4,257	27,546
5902900000	TIRE CORD FABRIC OF HIGH TENACITY YARN, VISC RAYON	KG	50,702	73,817
5903101000	TEXTILE FABRICS NESOI COATED ETC WITH PVC, COTTON	M2	5,024	14,416
5903101600	TEXTILE FABRICS, MMF, COATED, ETC, POLYVINYL CHLORIDE	M2	54,537	55,356
5903103000	TEXTILE FABRIC NESOI PVC ETC, NOT COTTON OR MMF	M2	14,263	41,124
5903201000	TEXTILE FABRIC NESOI, COATED ETC WITH PU, COTTON	M2	3,531	28,087
5903203090	TEXTILE FABRIC IMPREG, CTED, CVRD WITH POLYUR, NESOI	M2	19,240	113,455
5903901000	TEXTILE FABRIC NESOI, COATED ETC NESOI, COTTON	M2	75,134	217,595
5903901600	TEX FABRIC MMF COATED, ETC WITH OTHER PLASTIC, NESOI	M2	68,786	164,770

TABLE 1 - SHIPMENTS OF MERCHANDISE FROM THE UNITED STATES TO PUERTO RICO,  
BY COMMODITY: FISCAL YEAR 2000

COMM-CODE	COMMODITY AND UNIT OF QUANTITY	QUANTITY	VALUE-\$
5903903010	TEXT FABRIC IMPREG,CTED,CVRD WITH PLASTIC WOOL/FAH M2	24,532	23,720
5903903090	TEXT FABRIC IMPREG,CTED,CVRD WITH PLASTIC NESOI M2	190,236	378,696
5904100000	LINOLEUM, WHETHER OR NOT CUT TO SHAPE M2	70,611	548,700
5904920000	FLOOR COVERING COATED ETC ON A NONWOVEN BASE NESOI M2	117,538	104,259
5905000000	TEXTILE WALL COVERINGS M2	5,138	37,089
5906100000	ADHESIVE TAPE NOT OVER 20 CM WIDE KG	10,064	141,366
5906991000	RUB TEXTILE FABRICS NESOI, NOT KNIT ETC, COTTON M2	13,765	41,155
5906993000	RUB TEXTILE FABRIC NESOI, NO KNIT ETC NO COT OR MM M2	62,512	124,614
5907000000	TEXTL FABRC,COATD,ETC,THEATRCL SCENERY,BACK-CLOTHS M2	28,820	75,875
5908000000	TEXTILE WICKS FOR LAMPS ETC AND GAS MANTLES ETC KG	3,308	6,426
5909000000	TEXTILE HOSEPIPING AND SIMILAR TEXTILE TUBING KG	126,950	346,134
5910000000	TRANSMNSN/CONVYR BELTS,TEX MATRL,WHTHR/NOT REINFRCD KG	6,373	39,345
5911101000	TEXTILE RUBBERIZED PRINTERS BLANKETS KG	1,194	34,466
5911102000	TEXTILE FABRICS, OTH THAN PRINTERS' RUBBER BLANKET KG	11,934	58,949
5911200000	BOLTING CLOTH, WHETHER OR NOT MADE-UP M2	178,875	668,699
5911310000	TEXTILE FABRICS ETC, PAPERMAKING, UNDER 650 G/M2 M2	34,869	258,281
5911320000	TEXTILE FABRICS ETC, PAPERMAKING, 650 G/M2 OR MORE M2	609	18,151
5911400000	TEXTILE STRAINING CLOTH USED IN OIL PRESSES ETC KG	30,353	66,335
5911900040	TEXTILE CORDS, BRAIDS & THE LIKE, USED IN INDUSTRY KG	419,885	964,794
5911900080	TEXTILE PRODUCTS ETC FOR TECHNICAL USES NESOI KG	2,635,399	6,644,986
KNITTED OR CROCHETED FABRICS..... TOTAL			69,179,642
6001100000	LONG PILE FABRICS, KNITTED OR CROCHETED KG	4,856	52,537
6001220000	LOOPED PILE FABRICS MAN-MADE FIBER,KNIT OR CROCHET M2	1,314	5,461
6001290000	LOOPED PILE FABRICS OTHER TEX MAT, KNIT OR CROCHET KG	2,885	10,584
6001910000	OTHER PILE FABRICS OF COTTON, KNITTED OR CROCHETED KG	934	18,152
6001920000	OTH PILE FABRICS,MAN-MADE FIBERS,KNITTED/CROCHETED KG	1,898	15,289
6001990000	OTHER PILE FABRIC OTHER TEXTILE MATRL KNIT/CROCHET KG	3,016	14,319
6002104000	OTH KNT COT FAB <30 CM WD >5% ELSTMRC YRN/RUB THRD KG	390	6,817
6002108000	OTH KNIT FAB <30 CM WD >5% ELSTOMERIC YRN/RUB THRD KG	2,606	81,941
6002203000	KNITTED FAB OF COTTON <=30 CM, CON < 5% ELAS YARN KG	557	3,261
6002206000	OTH KNITTED FAB OF MMF <=30 CM, CON < 5% ELAS YARN KG	12,364	66,252
6002300000	OTHR KNIT/CRCHE FABRC >5% ELASTOMRC YRN/RUBR THRD KG	412,331	9,408,157
6002410000	OTHER WARP KNIT FABRIC OF WOOL OR FINE ANIMAL HAIR KG	84,450	2,273,945
6002420000	OTHER WARP KNIT FABRICS(INCLUDNG GALLOON)OF COTTON KG	3,400,837	19,757,042
6002430020	OTHER WARP KNIT FABRIC(INCL GALLOON)MAN-MADE FIBER KG	278,156	7,672,429
6002430070	OTHER WARP KNIT FABRIC(INCL GALLOON)MAN-MADE FIBER KG	387,421	9,162,190
6002490000	OTHER WARP KNIT FABRICS (INCLUDING GALLOON); OTHER KG	392,242	7,774,331
6002910000	OTH KNIT/CROCHET FABRC,WOOL/FINE ANIMAL HAIR,NESOI KG	4,864	127,391
6002921000	OTH KNT FAB OF COT, CIR KT, >100 MT NUM PER YARN KG	325,634	2,466,913
6002929020	COTTON FABRICS OF SINGLE KNIT CONSTRUCTION, NESOI KG	333,118	3,927,740
6002929080	KNITTED OR CROCHETED COTTON FABRICS, NESOI KG	313,881	3,415,714
6002930000	OTH FAB WARP KT (INC MDE ON GALON KT MACH) OTH MMF KG	614,637	2,603,023
6002990000	OTH KNT/CROCHET FABRIC OTH TEXTILE MATERIALS,NESOI KG	28,050	316,154
ARTICLES OF APPAREL AND CLOTHING ACCESSORIES,KNITTED OR CROCHETED..... TOTAL			128,041,929
6101100000	M/B OVERCOATS, CARCOATS, ETC OF WOOL, KNIT DOZ	105,843	6,166,784
6101200000	M/B OVERCOATS CARCOATS & SIMILAR ART COTTON, KNIT DOZ	1,321	335,051
6101300000	M/B OVERCOATS CARCOATS & SIMILAR ART MMF, KNIT DOZ	26	4,000
6101900000	M/B OVERCOATS CARCOATS & SMLR ART OT TEX MAT, KNIT DOZ	5,468	220,897
6102100000	W/G OVERCOATS, CARCOATS, ETC OF WOOL, KNIT DOZ	369	23,465
6102200000	W/G OVERCOAT CARCOAT & SIMILAR ART COTTON, KNIT DOZ	375	42,811
6102900000	W/G OVERCOATS CARCOATS & SMLR ART OT TEX MTRL,KNIT DOZ	808	68,035
6103110000	MEN'S OR BOYS' SUITS OF WOOL, KNIT NO	4,461	57,808
6103120000	MEN'S OR BOYS' SUITS OF SYNTHETIC FIBERS, KNITTED NO	750	20,579
6103191200	M/B SUITS OF ART FIBER CONT 23% OR MORE WOOL, KNIT NO	4,676	90,845
6103192000	MEN'S OR BOYS' SUITS OF COTTON, KNITTED OR CROCHET DOZ	464	56,941
6103194000	M/B SUITS OTHER TEXTILE MATERIALS, KNIT NO	16,722	342,541
6103210000	M/B ENSEMBLES OF WOOL, KNIT DOZ	360	3,060
6103220000	MEN'S OR BOYS' ENSEMBLES OF COTTON, KNITTED OR CRO DOZ	3,488	174,946
6103230000	MEN'S OR BOYS' ENSEMBLES OF SYNTHETIC FIBERS, KNIT DOZ	1,947	72,330
6103291000	MEN'S OR BOYS' ENSEMBLES OF ARTIFICIAL FIBER, KNIT DOZ	920	35,829
6103292000	M/B ENSEMBLES OTHER TEXTILE MATERIALS, KNIT DOZ	2,359	134,346
6103310000	M/B SUIT-TYPE JACKETS AND BLAZERS OF WOOL, KNIT DOZ	51	10,819
6103320000	M/B SUIT-TYPE JACKETS AND BLAZERS OF COTTON, KNIT DOZ	88	14,763
6103391000	M/B SUIT-TYPE JACKETS & BLAZERS OF ART FIB, KNIT DOZ	41	3,150

TABLE 1 - SHIPMENTS OF MERCHANDISE FROM THE UNITED STATES TO PUERTO RICO,  
BY COMMODITY: FISCAL YEAR 2000

COMM-CODE	COMMODITY AND UNIT OF QUANTITY		QUANTITY	VALUE-\$
6103392000	M/B SUIT-TYPE JACKET/BLAZER OT TEXTILE MTRL, KNIT	DOZ	1,104	104,959
6103410000	M/B TROUSER OVERALLS SHORTS ETC WOOL, KNIT	DOZ	716	29,636
6103420000	M/B TROUSERS OVERALLS SHORTS ETC COTTON, KNIT	DOZ	47,373	1,707,529
6103430000	M/B TROUSERS OVERALLS SHORTS ETC SYN FIBERS, KNIT	DOZ	7,428	874,822
6103491500	M/B TROUSERS OVERALLS SHORTS ETC ART FIBERS, KNIT	DOZ	2,647	73,309
6103493000	M/B TROUSERS OVERALLS SHORTS ETC OT TEX MTRL, KNIT	DOZ	26,965	985,233
6104110000	W/G SUITS OF WOOL, KNIT	NO	3,874	109,772
6104120000	WOMEN'S OR GIRLS' SUITS OF COTTON, KNITTED OR CROC	DOZ	26,677	2,429,735
6104130000	WOMEN'S OR GIRLS' SUITS OF SYNTHETIC FIBERS, KNIT	NO	8,158	198,344
6104191200	W/G SUITS OF ARTIF FIBERS CONT 23% MORE WOOL, KNIT	NO	4,351	98,954
6104192000	W/G SUITS OF OTHER TEXTILE MATERIALS, KNIT	NO	121,078	2,297,147
6104210000	W/G ENSEMBLES OF WOOL, KNIT	DOZ	1,793	118,135
6104220000	WOMEN'S OR GIRLS' ENSEMBLES OF COTTON, KNITTED OR	DOZ	24,523	893,797
6104230000	W/G ENSEMBLES OF SYNTHETIC FIBERS, KNIT	DOZ	75,254	3,204,394
6104291000	W/G ENSEMBLES OF ARTIFICIAL FIBERS, KNIT	DOZ	1,452	88,761
6104292000	W/G ENSEMBLES OTHER TEXTILE MATERIALS, KNIT	DOZ	2,606	87,887
6104310000	W/G SUIT-TYPE JACKETS AND BLAZERS OF WOOL, KNIT	DOZ	28,574	296,754
6104320000	W/G SUIT-TYPE JACKETS AND BLAZERS OF COTTON, KNIT	DOZ	1,168	100,751
6104330000	W/G SUIT-TYPE JACKETS/BLAZERS SYNTHETIC FIBER,KNIT	DOZ	2,579	103,355
6104391000	W/G SUIT-TYPE JACKETS & BLAZERS OF ART FIBERS,KNIT	DOZ	12,492	381,691
6104392000	W/G SUIT-TYPE JACKET/BLAZER OTHER TEXTILE MTRL, KT	DOZ	39,934	1,570,802
6104410000	W/G DRESSES OF WOOL, KNIT	DOZ	337	65,170
6104420000	WOMEN'S OR GIRLS' DRESSES OF COTTON, KNITTED OR CR	DOZ	14,600	706,845
6104430000	WOMEN'S OR GIRLS' DRESSES SYNTHETIC FIBERS, KNIT	DOZ	4,750	314,908
6104440000	WOMEN'S OR GIRLS' DRESSES ARTIFICIAL FIBERS, KNIT	DOZ	222,777	14,745,434
6104490000	WOMEN'S OR GIRLS' DRESSES OT TEXTILE MTRL, KNIT	DOZ	6,970	1,256,678
6104510000	W/G SKIRTS AND DIVIDED SKIRTS OF WOOL, KNIT	DOZ	147	34,474
6104520000	W/G SKIRTS AND DIVIDED SKIRTS OF COTTON, KNIT	DOZ	38,667	1,823,080
6104530000	W/G SKIRTS & DIVIDED SKIRTS OF SYNTHETIC FIB, KNIT	DOZ	7,435	194,726
6104591000	W/G SKIRTS & DIVIDED SKIRTS OF ARTIFICIAL FIB,KNIT	DOZ	16,693	791,006
6104592000	W/G SKIRTS & DIVIDED SKIRT OF OT TEXTILE MTRL KNIT	DOZ	46,422	1,635,379
6104610000	W/G TROUSERS OVERALLS BREECHES SHORTS OF WOOL,KNIT	DOZ	12,480	195,996
6104620000	W/G TROUSERS OVERALLS BREECHES SHORTS COTTON, KNIT	DOZ	35,408	698,286
6104630000	W/G TROUSER OVERALL BREECHES SHORTS SYN FIB, KNIT	DOZ	3,139	147,389
6104691500	W/G TROUSER OVERALL BREECHES SHORTS ART FIB, KNIT	DOZ	4,368	106,140
6104693000	W/G TROUSER OVERALL BREECHES SHORTS OT TEX MTRL,KT	DOZ	7,264	284,826
6105100000	MEN'S OR BOYS' SHIRTS OF COTTON, KNITTED OR CROCHE	DOZ	71,895	1,868,263
6105200000	MEN'S OR BOYS' SHIRTS OF MANMADE FIBERS, KNITTED O	DOZ	45,179	1,027,515
6105900000	MEN'S/BOYS' SHIRTS OF OTHER TEXTILE MATERIALS,KNIT	DOZ	10,366	403,686
6106100000	WOMEN'S OR GIRLS' BLOUSES AND SHIRTS COTTON, KNIT	DOZ	65,212	1,866,395
6106200000	WOMEN'S OR GIRLS' BLOUSES/SHIRTS MANMADE FIB, KNIT	DOZ	19,669	638,921
6106900000	W/G BLOUSES AND SHIRTS OTHER TEXTILE MATERIAL,KNIT	DOZ	34,390	1,388,512
6107110000	MEN'S OR BOYS' UNDERPANTS AND BRIEFS COTTON, KNIT	DOZ	239,970	3,606,464
6107120000	MEN'S/BOYS' UNDERPANTS & BRIEFS MANMADE FIBER,KNIT	DOZ	712	43,976
6107210000	MEN'S OR BOYS' NIGHTSHIRT AND PAJAMAS COTTON, KNIT	DOZ	301	13,117
6107220000	MEN'S/BOYS' NIGHTSHIRT AND PAJAMAS MANMADE FIB, KT	DOZ	164	13,961
6107290000	M/B NIGHTSHIRTS & PAJAMAS OT TEXTILE MATERIALS, KT	DOZ	194	5,116
6107910000	MEN'S OR BOYS' BATHROBES AND SIMILAR ART COTTON,KT	DOZ	3,322	110,284
6107920000	M/B BATHROBES AND SIMILAR ARTICLE MANMADE FIB, KT	DOZ	473	6,011
6107990000	M/B BATHROBES & SIMILAR ART OT TEXTILE MTRL, KNIT	DOZ	123	9,564
6108110000	WOMEN'S/GIRLS' SLIPS & PETTICOATS MANMADE FIB, KT	DOZ	4,435	62,563
6108190000	W/G SLIPS AND PETTICOATS OT TEXTILE MATERIALS, KT	DOZ	12,169	244,337
6108210000	WOMEN'S OR GIRLS' BRIEFS AND PANTIES COTTON, KNIT	DOZ	108,788	1,441,042
6108220000	WOMEN'S/GIRLS' BRIEFS & PANTIES MANMADE FIBER, KT	DOZ	118,337	5,344,405
6108290000	W/G BRIEFS & PANTIES OT TEXTILE MATERIALS, KNIT	DOZ	1,790	49,384
6108310000	W/G NIGHTDRESSES & PAJAMAS OF COTTON, KNIT	DOZ	6,232	292,022
6108320000	W/G NIGHTDRESSES & PAJAMAS MANMADE FIBERS, KNIT	DOZ	22,013	247,301
6108390000	W/G NIGHTDRESSES & PAJAMAS OT TEXTILE MATERIAL, KT	DOZ	233	11,800
6108910000	W/G NEGLIGEEES BATHROBES & SIMILAR ART COTTON, KNIT	DOZ	8,063	390,530
6108920000	W/G NEGLIGEEES BATHROBES & SIMILAR ART MMF, KNIT	DOZ	64,772	220,065
6108990000	W/G NEGLIGEEES & SIMILAR ARTICLES OT TEX MTRL, KNIT	DOZ	1,526	57,728
6109100005	M OR B T-SHIRTS ALL WHITE OF COT KT SS W/O PKT T E	DOZ	144,347	3,117,080
6109100009	M/B ARTICLES SIMILAR TO T-SHIRTS ETC OF COT, KNIT	DOZ	5,928	133,472
6109100013	MEN'S OR BOYS' T-SHIRTS EX WHITE OF COTTON, KNIT	DOZ	388,464	9,704,085
6109100024	M OR B TANK TOPS, SINGLETS NESOI OF COTTON	DOZ	3,113	119,812
6109100027	M/B ARTICLES SIMILAR TO T-SHIRTS ETC OF COT, KNIT	DOZ	2,083	76,054
6109100037	WOMEN'S OR GIRLS' UNDERWEAR OF COTTON KNIT CROCHET	DOZ	26,591	314,629
6109100042	WOMEN'S OR GIRLS' T-SHIRTS OF COTTON, KNITTED OR C	DOZ	65,586	2,038,004
6109100062	WOMEN'S OR GIRLS' TANK TOPS OF COTTON, KNITTED OR	DOZ	403,271	12,308,275

TABLE 1 - SHIPMENTS OF MERCHANDISE FROM THE UNITED STATES TO PUERTO RICO,  
BY COMMODITY: FISCAL YEAR 2000

COMM-CODE	COMMODITY AND UNIT OF QUANTITY	QUANTITY	VALUE-\$
6109100070	W/G ARTICLES SIMILAR T-SHIRTS & TANK TOPS COT,KNIT	DOZ	29,847
6109901008	MEN'S OR BOYS' T-SHIRTS OF MANMADE FIBERS KNITTED	DOZ	1,733
6109901018	M OR B TANK TOPS & SINGLET'S OF MMF KNIT OR CROCHET	DOZ	789
6109901047	M/B ARTICLES THERMAL T-SHIRTS, ETC OF MMF, KNIT	DOZ	1,077
6109901049	M/B ARTICLES SIMILAR TO T-SHIRTS, ETC OF MMF, KNIT	DOZ	1,448
6109901055	WOMEN'S OR GIRLS' T-SHIRTS OF MANMADE FIBERS, KNIT	DOZ	1,884
6109901068	W OR G TANK TOPS OR SINGLET'S OF MMF KT OR CROCHETD	DOZ	24,755
6109901075	W/G ARTICLES THERMAL T-SHIRTS, ETC OF MMF, KNIT	DOZ	3,856
6109901090	W/G ARTICLES SIMILAR TO T-SHIRTS, ETC OF MMF, KNIT	DOZ	8,469
6109901510	M OR B UNDERWEAR OF WOOL WITH LONG SLEEVES KNITTED	DOZ	831
6109901530	W OR G UNDERWEAR OF WOOL WITH LONG SLEEVES KNITTED	DOZ	1,000
6109901550	OTHER GARMENTS OF WOOL WITH LONG SLEEVES KNITTED	DOZ	2,191
6109902012	M/B ARTICLES OTHER THAN T-SHIRTS, ETC OF NESOI KNT	DOZ	10,433
6109902025	W/G ARTICLES OTHER THAN T-SHIRTS, ETC OF NESOI KNT	DOZ	27,176
6110100015	MEN'S OR BOYS' SWEATERS WOOL INC CASHMERE, KNIT	DOZ	2,427
6110100055	M/B PULLOVERS SWEATSHIRTS SIMILAR ART WOOL, KNIT	DOZ	1,203
6110201010	MEN'S OR BOYS' SWEATERS OF COT, >=36% FLAX FB KNIT	DOZ	4,269
6110201020	W OR G SWEATERS OF COT, >=36% FLAX FB KNIT	DOZ	1,609
6110201023	MEN'S OR BOYS' WAISTCOATS & SIMILAR ART COTTON, KT	DOZ	4,082
6110201027	WOMANS OR GIRLS WAISTCOATS & SIMILAR ART COT KNIT	DOZ	7,739
6110202005	B OR G WAISTCOATS & SIM ART PARTS OF PLAYSUITS COT	DOZ	2,814
6110202012	MENS OR BOYS SWEATERS OF COTTON KNIT OR CROCHETED	DOZ	9,483
6110202022	W OR G SWEATERS OF COTTON NESOI KNIT	DOZ	6,493
6110202040	MEN'S OR BOYS' SWEATSHIRTS OF COTTON, KNITTED OR C	DOZ	3,732
6110202045	WOMEN'S OR GIRLS' SWEATSHIRTS OF COTTON, KNITTED O	DOZ	256
6110202060	MEN'S OR BOYS' WAISTCOATS & SIMILAR ART COTTON, KT	DOZ	582
6110202070	WOMANS OR GIRLS WAISTCOATS & SIMILAR ART COT KNIT	DOZ	2,761
6110301070	M/B SWEATERS OF MMF CONT 25% MORE LEATHER, KNIT	DOZ	1,459
6110301080	W/G VESTS EX SWEATER OF MMF CONT 25% LEATHER, KNIT	DOZ	2,381
6110301570	M/B SWEATERS & SIMILAR ART MMF >=23% W/FAH KNIT	DOZ	31
6110301580	W/G SWEATERS,PULLOVERS,SIM ARTS MMF>=23% W/FAH KNT	DOZ	791
6110302070	M/B SWEATERS & SIM ART MMF >=30% SLK, SLK WST KNIT	DOZ	4,325
6110302080	W/G SWEATERS,PULLOVERS,SIM ARTS MMF>=30% SILK KNIT	DOZ	43,183
6110303012	M/B SWEATERS MANMADE FIBERS KNITTED NESOI	DOZ	2,578
6110303022	W/G SWEATERS MANMADE FIBERS KNITTED NESOI	DOZ	4,408
6110303040	M/B SWEATSHIRT MANMADE FIBERS < 25% BY WGHT LTHR, KT	DOZ	31
6110303045	W/G SWEATSHIRT MANMADE FIBER < 25% BY WGHT LTHR, KT	DOZ	126
6110303060	M/B PULLOVERS & SIMILAR ART OF MMF KNITTED NESOI	DOZ	1,759
6110303070	W/G PULLOVERS & SIMILAR ART OF MMF KNITTED NESOI	DOZ	5,680
6110900011	M/B SWEATERS OF OTH TEXTILE MATERIAL KNIT & CROCHT	DOZ	39
6110900027	W&G SWEATERS OF OT TEXTILE MATERIAL KNIT OR CROCHT	DOZ	11,715
6110900092	M/B PULLOVERS & OTH SIM ART OF OTH TEX MAT KT CROC	DOZ	2,037
6110900096	W/G PULLOVERS & SIM ART OF OT TEX MAT KT OR CROCHT	DOZ	205
6111100000	BABIES' GARMENTS & CLTHNG ACCESS OF WOOL, KNIT	DOZ	3,096
6111200000	BABIES' GARMENTS & CLTHNG ACCESS OF COTTON, KNIT	DOZ	71,742
6111300000	BABIES' GARMENTS & CLTHNG ACCESS SYN FIBERS, KNIT	DOZ	17,754
6111906000	BABIES' GARMENTS & CLTHNG ACCESS OT TEX MTRL, KNIT	DOZ	8,980
6112110015	M/B JACKETS FOR TRACK SUITS ETC COTTON, KNIT	DOZ	2,080
6112110035	W/G JACKETS FOR TRACK SUITS ETC OF COTTON, KNIT	DOZ	1,378
6112110050	M/B TROUSERS FOR TRACK SUITS ETC OF COTTON, KNIT	DOZ	308
6112110060	W/G TROUSERS FOR TRACK SUITS ETC OF COTTON, KNIT	DOZ	104
6112120035	W/G JACKETS FOR TRACK SUITS ETC SYN FIBERS, KNIT	DOZ	579
6112120050	M/B TROUSERS FOR TRACK SUITS ETC SYN FIBERS, KNIT	DOZ	506
6112120060	W/G TROUSERS FOR TRACK SUITS ETC SYN FIBERS, KNIT	DOZ	503
6112191000	TRACK WARM-UP AND JOGGING SUITS ARTIFICIAL FIB, KT	DOZ	7
6112192000	TRACK WARM-UP & JOGGING SUITS OT TEXTILE FIBER, KT	DOZ	1,267
6112310000	MEN'S OR BOYS' SWIMWEAR OF SYNTHETIC FIBERS, KNITT	DOZ	999
6112390000	M/B SWIMWEAR OF OTHER TEXTILE MATERIALS, KNIT	DOZ	1,897
6112410000	WOMEN'S OR GIRLS' SWIMWEAR SYNTHETIC FIBERS, KNIT	DOZ	10,443
6112490000	W/G SWIMWEAR OF OTHER TEXTILE MATERIALS, KNIT	DOZ	8,729
6113000005	M/B COATS KNIT FABRIC IMPREG RBR/PL OBSCURING FAB	DOZ	1,019
6113000010	W/G COATS KNITTED IMPREGNATED WITH RUBBER/PLASTIC	DOZ	645
6113000012	W/G GARMENTS NT COATS KNIT IMPREGNATED WITH RBR/PL	DOZ	61,176
6113000095	M/B GARMENTS KNIT FABRIC 5906 IMPREG RBR/PLASTIC	DOZ	247
6113000097	W/G GARMENTS KNIT FABRIC 5906 IMPREG RBR/PLASTIC	DOZ	282
6114100000	OTHER GARMENTS OF WOOL OR FINE ANIMAL HAIR, KNITTE	DOZ	1,942
6114200000	OTHER GARMENTS OF COTTON, KNITTED OR CROCHETED	DOZ	153,147
6114300000	OTHER GARMENTS OF MANMADE FIBERS, KNITTED OR CROCH	DOZ	4,715
6114900000	OTHER GARMENTS OF OTHER TEXTILE MATERIALS, KNITTED	DOZ	20,738

TABLE 1 - SHIPMENTS OF MERCHANDISE FROM THE UNITED STATES TO PUERTO RICO,  
BY COMMODITY: FISCAL YEAR 2000

COMM-CODE	COMMODITY AND UNIT OF QUANTITY		QUANTITY	VALUE-\$
6115110000	PANTY HOSE & TGHT SYN FIB MEAS <67 DCTX/SYN, KNIT	DPR	18,599	378,856
6115120000	PANTY HOSE & TGHT SYN FIB 67 DCTX OR MORE/SYN,KNIT	DPR	138	2,827
6115190000	PANTYHOSE & TIGHTS TEX MATERIAL EX SYNTHETIC, KNIT	DPR	88,020	895,688
6115200000	WOMEN'S HOSIERY < 67 DCTX/SINGLE YARN, KNIT	DPR	33,627	451,124
6115910000	SOCKS & OT HOSRY & FTWR W/OUT APPLD SLS WOOL, KNIT	DPR	15,438	99,429
6115920000	SOCKS & OTHER HOSIERY NESOI OF COTTON, KNIT	DPR	80,906	1,191,627
6115930000	SOCKS & OTHER HOSIERY NESOI OF SYN FIBERS, KNIT	DPR	39,009	484,555
6115990000	SOCKS & OTHER HOSIERY TEXTILE MATERIALS NESOI, KT	DPR	19,392	220,460
6116100000	GLOVES IMPREG CTD OR COV W PLAS/RUBBER, KNIT	DPR	1,582	14,853
6116930000	GLOVES, MITTENS AND MITTS SYNTHETIC FIBERS, KNIT	DPR	744	11,805
6116990000	GLOVES, MITTENS & MITTS OTHER TEXTILE MTRL, KNIT	DPR	375	3,500
6117100000	SHAWLS SCARVES MUFFLERS VEILS & THE LIKE, KNIT	DOZ	539	10,319
6117200000	TIES, BOW TIES AND CRAVATS, KNITTED OR CROCHETED	DOZ	816	27,219
6117800000	OTHER MADE-UP CLOTHING ACCESSORIES, KNITTED OR CRO	DOZ	6,296	169,218
6117900000	PARTS OF GARMENTS OR OF CLOTHING ACCESSORIES, KNIT	DOZ	198,618	3,702,761
ARTICLES OF APPAREL AND CLOTHING				
ACCESSORIES,NOT KNITTED OR CROCHETED.....			TOTAL	167,830,225
6201110000	M/B OVERCOATS CARCOATS SIMILAR ART WOOL, NOT KNIT	DOZ	7,337	740,390
6201122015	MEN'S OR BOYS' RAINCOATS OF COTTON, NOT KNITTED OR	DOZ	215	2,635
6201123000	M/B OVERCOATS & SMLR ART EX RAINCT COTTON, NOT KT	DOZ	953	50,259
6201132010	MEN'S OR BOYS' RAINCOATS MANMADE FIBERS, NOT KNIT	DOZ	953	52,354
6201135000	M/B OVERCOAT & SMLR ART EX RAINCT MANMADE FIB,N KT	DOZ	893	8,599
6201910000	M/B ANORAKS, SKI JACKETS & SMLR ART WOOL, NOT KNIT	DOZ	80	5,000
6201920000	M/B ANORAKS, SKI JACKETS & SMLR ART COTTON, NT KT	DOZ	461	30,696
6201930000	M/B ANORAKS SKI JACKETS & SMLR ART MANMADE FIB,NKT	DOZ	592	121,074
6201990000	M/B ANORAK SKI JACKET & SMLR ART OT TEX MTRL, N KT	DOZ	18	3,072
6202110000	W/G OVERCOATS RAINCOATS & SMLR ARTICLE WOOL, N KT	DOZ	227	110,466
6202122015	WOMEN'S OR GIRLS' RAINCOATS OF COTTON, NOT KNITTED	DOZ	1,104	123,801
6202123000	W/G OVERCOATS CARCOATS & SMLR ARTICLES COTTON,N KT	DOZ	4,612	420,348
6202135000	W/G OVERCOATS CARCOATS & SMLR ARTICLES MMF, NT KT	DOZ	10	6,336
6202190000	W/G OVERCOATS & SIMILAR COATS OT TEX MTRL, N KNIT	DOZ	113	9,999
6202910000	W/G ANORAKS SKI JACKETS & SMLR ARTICLES WOOL, N KT	DOZ	221	15,831
6202930000	W/G ANORAKS SKI JACKETS & SMLR ARTICLES MMF, N KT	DOZ	97	24,340
6202990000	W/G ANORAKS SKI JACKET & SMLR ART OT TEX MTRL,N KT	DOZ	1,414	135,375
6203110000	MEN'S OR BOYS' SUITS OF WOOL, NOT KNIT	NO	9,889	858,241
6203120000	MEN'S OR BOYS' SUITS OF SYNTHETIC FIBERS, NOT KNIT	NO	4,586	94,746
6203190000	MEN'S OR BOYS' SUITS OT TEXTILE MATERIALS, N KNIT	DOZ	2,380	106,358
6203220000	MEN'S OR BOYS' ENSEMBLES OF COTTON, NOT KNITTED OR	DOZ	8,066	854,286
6203292000	MEN'S OR BOYS' ENSEMBLES ARTIFICIAL FIBERS, N KNIT	DOZ	17	10,204
6203310000	M/B SUIT-TYPE JACKETS AND BLAZERS OF WOOL, NT KNIT	DOZ	3,410	387,913
6203320000	MEN'S/BOYS' SUIT-TYPE JACKETS & BLAZERS COT, N KT	DOZ	1,763	47,910
6203330000	M/B SUIT-TYPE JACKETS & BLAZERS SYNTHETIC FIB,N KT	DOZ	1,299	694,187
6203391500	M/B SUIT-TYPE JACKETS & BLAZER ARTIFICIAL FIB,N KT	DOZ	223	34,988
6203394000	M/B SUIT-TYPE JACKET & BLAZER OT TEX MTRL, NT KNIT	DOZ	163	40,249
6203410000	M/B TROUSER OVERALLS BREECHES SHORTS WOOL, NT KNIT	DOZ	368	83,938
6203421000	M&B TROUSERS ETC OF COTTON >=15% DOWN & WFP NT KNT	DOZ	33,903	2,436,519
6203422000	M/B BIB & BRACE OVERALLS COTTON NOT KNITTED NESOI	DOZ	2,388	154,100
6203424007	M&B TROUSERS, BREECHES CORDUROY OF COT NT KT NESOI	DOZ	1,366,086	5,001,723
6203424013	M&B TROUSERS,BREECHES BLUE DENIM COT NOT KNT NESOI	DOZ	26,308	2,337,962
6203424017	M&B TROUSERS & BREECHES OF COTTON NOT KNIT NESOI	DOZ	13,083	1,182,371
6203424077	MEN'S & BOYS' SHORTS OF COTTON NOT KNIT NESOI	DOZ	39,575	2,656,519
6203431000	M&B TROUSERS ETC OF SYN FIB CON>=15% DWN,WFP NT KT	DOZ	1,974	372,591
6203431800	M/B BIB & BRACE OVERALLS SYN FIB NOT KNITTED NESOI	DOZ	30	7,010
6203435010	M/B TROUSERS & BREECHES SYN FIB NOT KNITTED NESOI	DOZ	4,926	630,853
6203435050	MEN'S & BOYS' SHORTS OF SYN FIB NOT KNITTED NESOI	DOZ	2,305	384,629
6203491000	MEN'S/BOYS' OVERALLS ARTIFICIAL FIBERS, NOT KNIT	DOZ	1,672	164,408
6203492500	M/B TROUSERS,BREECHES,SHORTS ARTIF FIB NOT KNITTED	DOZ	916	77,306
6203493000	M/B TROUSER OVERALL SHORT ETC OT TEX MTRL, N KNIT	DOZ	657,009	35,385,898
6204110000	W/G SUITS OF WOOL, NOT KNIT	NO	7,709	164,193
6204120000	WOMEN'S OR GIRLS' SUITS OF COTTON, NOT KNITTED OR	DOZ	20,784	775,557
6204130000	WOMEN'S OR GIRLS' SUITS SYNTHETIC FIBERS, NOT KNIT	NO	44,234	959,088
6204191500	W/G SUITS & ETC OF OTHER ARTIFICIAL FIBERS, NOT KT	NO	3,950	78,913
6204193000	WOMEN'S/GIRLS' SUITS OTHER TEXTILE MATERIALS, N KT	NO	22,559	487,669
6204210000	WOMEN'S OR GIRLS' ENSEMBLES OF WOOL, NOT KNIT	DOZ	1,028	54,006
6204220000	WOMEN'S OR GIRLS' ENSEMBLES OF COTTON, NOT KNITTED	DOZ	13,148	363,005
6204230000	WOMEN'S OR GIRLS' ENSEMBLES SYNTHETIC FIBERS, N KT	DOZ	457	120,627
6204292000	WOMEN'S OR GIRLS' ENSEMBLES ARTIFICIAL FIBERS,N KT	DOZ	13,276	569,869



TABLE 1 - SHIPMENTS OF MERCHANDISE FROM THE UNITED STATES TO PUERTO RICO,  
BY COMMODITY: FISCAL YEAR 2000

COMM-CODE	COMMODITY AND UNIT OF QUANTITY	QUANTITY	VALUE-\$
6204294000	WOMEN'S OR GIRLS'	DOZ	33,983
6204310000	W/G SUIT-TYPE JACKETS AND BLAZERS WOOL, NOT KNIT	DOZ	387
6204320000	W/G SUIT-TYPE JACKETS AND BLAZERS COTTON, NOT KNIT	DOZ	1,003
6204330000	W/G SUIT-TYPE JACKETS & BLAZERS SYN FIBERS, N KNIT	DOZ	837
6204394000	W/G SUIT-TYPE JACKETS & BLAZERS OT TEX MTRL, N KT	DOZ	29
6204410000	WOMEN'S OR GIRLS' DRESSES OF WOOL, NOT KNITTED	DOZ	347
6204420000	WOMEN'S OR GIRLS' DRESSES OF COTTON, NOT KNITTED O	DOZ	7,362
6204430000	WOMEN'S OR GIRLS' DRESSES SYNTHETIC FIBERS, NT KT	DOZ	15,883
6204440000	WOMEN'S OR GIRLS' DRESSES ARTIFICIAL FIBERS, N KT	DOZ	9,808
6204490000	WOMEN'S OR GIRLS' DRESSES OT TEXTILE MTRL, NT KNIT	DOZ	5,283
6204510000	WOMEN'S/GIRLS' SKIRTS & DIVIDED SKIRTS WOOL, NT KT	DOZ	2,194
6204520000	WOMEN'S/GIRLS' SKIRTS & DIVIDED SKIRTS COTTON,N KT	DOZ	2,031
6204530000	WOMEN'S/GIRLS' SKIRTS SYNTHETIC FIBERS, NOT KNIT	DOZ	4,865
6204592500	WOMEN'S/GIRLS' SKIRTS OF ARTIFICL FIBERS, NOT KNIT	DOZ	1,768
6204594000	WOMEN'S/GIRLS' SKIRTS OT TEXTILE MATERIALS, N KNIT	DOZ	7,735
6204610000	W/G TROUSERS OVERALLS BREECHES SHORTS WOOL,NT KNIT	DOZ	316
6204621000	W&G TROUSERS ETC OF COTTON CON>=15% DWN,WFP NT KNT	DOZ	8,480
6204622000	W/G OVERALLS OF COTTON, NOT KNITTED, NESOI	DOZ	689
6204624007	W/G TROUSERS ETC COT CORDUROY NOT CONT DOWN, N KT	DOZ	498
6204624013	W/G TROUSERS ETC COT BLUE DENIM NOT CONT DOWN,N KT	DOZ	12,539
6204624017	W/G TROUSERS ETC OT COTTON NOT CONT DOWN, NOT KNIT	DOZ	11,580
6204624057	W/G SHORTS ETC OF COTTON NOT KNITTED, NESOI	DOZ	6,690
6204631000	W&G TROUSERS ETC OF SYN FIB CON>=15% DWN,WFP NT KT	DOZ	4,082
6204631400	W/G BIB & BRACE OVRALLS OF SYN FIB NOT KNIT NESOI	DOZ	13
6204632500	W/G TROUSERS/BRCHS SYN FIB CON >=36% W/FAH NT KNIT	DOZ	21
6204633200	W/G TROUSERS & BREECHES SYN FIBERS NT KNIT NESOI	DOZ	12,423
6204633550	W/G SHORTS SYNTHETIC FIBER NOT KNITTED NESOI	DOZ	3,524
6204691500	W/G TROUSER OVERALLS BREECHES SHORTS ART FIB NT KT	DOZ	3,809
6204697000	W/G TROUSER OVERALLS SHORTS ETC OT TEX MTRL,N KNIT	DOZ	11,171
6205100000	MEN'S OR BOYS' SHIRTS OF WOOL, NOT KNIT	DOZ	366
6205202022	MEN'S OR BOYS' DRESS SHIRTS OF COTTON, NOT KNITTED	DOZ	10,939
6205203000	MEN'S OR BOYS' OTHER SHIRTS OF COTTON, NOT KNITTED	DOZ	30,001
6205302035	MEN'S OR BOYS' DRESS SHIRTS MANMADE FIBERS,NT KNIT	DOZ	757
6205302085	MEN'S OR BOYS' DRESS SHIRTS MANMADE FIBERS,NT KNIT	DOZ	272,126
6205900000	MEN'S OR BOYS SHIRTS OT TEXTILE MATERIALS, NT KNIT	DOZ	4,281
6206100000	W/G BLOUSES, SHIRTS AND SHIRT BLOUSES SILK, NT KT	DOZ	35,712
6206200000	W/G BLOUSES, SHIRTS AND SHIRT BLOUSES WOOL, NT KT	DOZ	2,644
6206300000	W/G BLOUSES SHIRTS & SHIRT BLOUSES COTTON,NOT KNIT	DOZ	18,161
6206400000	W/G BLOUSES, SHIRTS & SHIRT BLOUSES MMF, NOT KNIT	DOZ	113,681
6206900000	W/G BLOUSES SHIRTS ETC OT TEXTILE MATERIALS, NT KT	DOZ	18,918
6207110000	M/B UNDERPANTS AND BRIEFS OF COTTON, NOT KNIT	DOZ	102,717
6207190000	M/B UNDERPANTS AND BRIEFS OT TEXTILE MTRL,NOT KNIT	DOZ	17,321
6207210000	M/B NIGHTSHIRTS AND PAJAMAS OF COTTON, NOT KNIT	DOZ	563
6207220000	M/B NIGHTSHIRTS & PAJAMAS MANMADE FIBERS, NOT KNIT	DOZ	20
6207911000	M/B BATHROBES, DRESSING GOWN ETC COTTON, NOT KNIT	DOZ	45
6207995000	M/B SINGLET & OT UNDERSHIRTS OT TEXTILE MTRL,N KT	DOZ	967
6208110000	W/G SLIPS AND PETTICOATS MANMADE FIBERS, NOT KNIT	DOZ	222
6208190000	W/G SLIPS & PETTICOATS OT TEXTILE MATERIALS, N KT	DOZ	161,762
6208210000	W/G NIGHTDRESSES AND PAJAMAS COTTON, NOT KNIT	DOZ	2,764
6208220000	W/G NIGHTDRESSES & PAJAMAS MANMADE FIBERS, NOT KT	DOZ	8,404
6208290000	W/G NGHTDRESS & PAJAMAS OT TETILE MATERIAL, N KNIT	DOZ	26,315
6208911000	W/G BATHROBES DRSSNG GOWN/SMLR ART COTTON,NOT KNIT	DOZ	1,843
6208913000	W/G SNGLET OT UNSHIRT PANTIES ETC COTTON, NOT KNIT	DOZ	2,898
6208920015	W/G BATHROBES DRSSNG GOWN/SMLR ART MMF, NOT KNIT	DOZ	915
6208920035	W/G SNGLET OT UNSHIRT PANTIES ETC MANMADE FIB,N KT	DOZ	12,055
6208992010	W/G NEGLIGEEES, BATHROBES ETC OF WOOL, NOT KNIT	DOZ	1,740
6208992020	W/G BRIEFS & PANTIES OF WOOL, NOT KNIT	DOZ	100
6208999000	W/G UNSHIRTS PANTIES BATHROBES ETC MANMADE FIB,NKT	DOZ	532
6209200000	BABIES' GARMENTS & CLTHNG ACCESS COTTON, NOT KNIT	DOZ	6,485
6209300000	BABIES' GARMENTS/CLTHNG ACCESS SYN FIBERS,NOT KNIT	DOZ	432
6209900000	BABIES' GARMENTS/CLTHNG ACCESS OT TEX MTRL,NOT KNI	DOZ	1,612,097
6210100000	GARMENTS OF FABRIC OF FELTS/NONWOVEN, NOT KNIT	DOZ	105,456
6210200000	M/B OVERCOATS ETC FELTS NONWOVEN IMPREG TEX F,N KT	DOZ	1,464
6210300000	W/G OVERCOAT ETC FELTS NONWOVEN IMPREG TEX F, N KT	DOZ	3,818
6210401000	OT M/B GARMENT FELTS NWVN IMPREG TEX FAB, N KT MMF	DOZ	14
6210402000	OT M/B GARMENT FELTS NONWOVEN IMPREG TEX FAB, N KT	DOZ	464
6210501000	OT W/G GARMENT FELTS NONWOVEN MMF FAB, NOT KNIT	DOZ	1,524
6210502000	OT W/G GARMENT FELTS NONWOVEN IMPREG TEX FAB, N KT	DOZ	455,560
6211110000	MEN'S OR BOYS' SWIMWEAR, NOT KNITTED OR CROCHETED	DOZ	2,316

TABLE 1 - SHIPMENTS OF MERCHANDISE FROM THE UNITED STATES TO PUERTO RICO,  
BY COMMODITY: FISCAL YEAR 2000

COMM-CODE	COMMODITY AND UNIT OF QUANTITY		QUANTITY	VALUE-\$
6211120000	WOMEN'S OR GIRLS' SWIMWEAR, NOT KNITTED OR CROCHET	DOZ	2,847	426,578
6211201500	WATER RESIST SKI-SUITS, NT KNITTED/CROCHETED NESOI	DOZ	49	6,471
6211209000	W & G SKI-SUITS, CONT >=15% DOWN & WFP NOT KNITTED	DOZ	556	59,574
6211320000	MEN'S OR BOYS' OTHER GARMENTS OF COTTON, NOT KNITT	DOZ	3,275	249,376
6211330000	MEN'S OR BOYS' OTHER GARMENTS MANMADE FIBERS, N KT	DOZ	5,447	146,876
6211390000	MEN'S OR BOYS' OT GARMENTS OT TEXTILE MTRL, N KNIT	DOZ	121,410	4,936,719
6211410000	OTH GAR WOM GRLS WOL ANML HR EX TRK SKI-SUIT SMWR	DOZ	5	3,523
6211420000	OTH GAR WOM GRLS COTTON EX TRACK SKI-SUITS SWMWER	DOZ	2,996	224,129
6211430000	OTH GAR WOM GRLS MM FIB EX TRACK SKI-SUITS SWMWER	DOZ	3,686	138,479
6211490000	OTH GAR WOM GRLS OTH TEX MTRLS EX WL AML HR CT MM	DOZ	2,637	242,200
6212100010	BRASSIERES PARTS THEREOF WHTR KNIT OR CROC OF COT	DOZ	579,635	4,409,902
6212100020	BRASSIERES PARTS THEREOF WHTR KT OR CRT OF MM FIB	DOZ	153,669	3,459,284
6212100030	BRASSIERES PARTS THEREOF KT O CR EX COT OR MM FIB	DOZ	31,141	405,286
6212200010	GIRDLES AND PANTY-GIRDLES OF COTTON	DOZ	35,938	1,482,903
6212200020	GIRDLES AND PANTY-GIRDLES OF MANMADE FIBERS	DOZ	3,552	279,995
6212200030	GIRDLES & PANTY-GIRDLES TEX MTRL EX COTTON/MMF	DOZ	5,857	180,378
6212300000	CORSETS PARTS THEREOF WHETHER KNITTED OR CROCHET	DOZ	9,990	346,655
6212900000	BRACES SUSPENDERS GARTERS ART PARTS KT O CT NESOI	DOZ	11,919	464,805
6213100000	HANDKERCHIEFS, OF SILK OR SILK WASTE	DOZ	35,528	87,278
6213200000	HANDKERCHIEFS, OF COTTON	DOZ	1,673	169,400
6213902000	HANDKERCHIEFS, OF OTHER TEXTILE MATERIALS NESOI	DOZ	235	2,810
6214300000	SHAWLS SCARVES AND THE LIKE OF SYNTHETIC FIB, N KT	DOZ	418	38,196
6214400000	SHAWLS SCARVES AND THE LIKE ARTIFICIAL FIBER, N KT	DOZ	355	9,053
6214900090	SHAWLS SCARVES AND THE LIKE OF TEXTILE MATRL NESOI	DOZ	401	10,225
6215100000	TIES, BOW TIES AND CRAVATS, OF SILK OR SILK WASTE	DOZ	8,120	299,729
6215900000	TIES, BOW TIES AND CRAVATS, OF OTH TEXTILE MATERL	DOZ	2,202	27,745
6216000800	GLOVES MITTENS MITTS IMPREG COATED PLASTIC RUBBER	DPR	8,164	25,000
6216004000	GLOVES, MITTENS AND MITTS, OF MANMADE FIBERS	DPR	17	2,669
6216005000	GLOVES OF WOOL OR FINE ANIMAL HAIR, NOT KNITTED OR	DPR	1,948	30,970
6216006000	GLOVES OF OTHER TEXTILE MATERIALS NESOI, NOT KNITT	DPR	8,064	166,071
6217100000	OTH MADE-UP CLOTHING ACCESS PART GAR ACCESS NESOI	DOZ	62,217	1,559,184
6217900000	OTH MADE-UP CLOTHING ACCESS PART GAR, PARTS NESOI	DOZ	159,075	7,311,068
OTHER MADE-UP TEXTILES ARTICLES; NEEDLE CRAFT SETS;WORN CLOTHING AND WORN TEXTILE ARTICLES;RAGS..... TOTAL				39,276,385
6301100000	BLANKETS AND TRAVELING RUGS: ELECTRIC BLANKETS	NO	542	27,634
6301300000	BLANKETS (NT ELEC) & TRAVELING RUGS OF COTTON	NO	9,830	287,617
6301400000	BLNKET (NT ELEC) & TRAVELING RUGS OF SYNTHETIC FIB	NO	10,471	126,234
6301900000	OTHER BLANKETS AND TRAVELING RUGS	NO	37,659	190,705
6302100000	BED LINEN, KNITTED OR CROCHETED	NO	94,508	1,271,274
6302210015	OTHER BED LINEN, PRINTED: OF COTTON, PILLOWCASES	NO	57,421	229,819
6302210025	OTHER BED LINEN, PRINTED: OF COTTON, SHEETS	NO	27,138	1,150,960
6302210035	OTHER BED LINEN, PRINTED: OF COTTON, NESOI	NO	11,027	210,588
6302220020	OTHER BED LINEN, PRINTED: OF MMF, SHEETS	NO	26,255	430,957
6302220030	OTHER BED LINEN, PRINTED: OF MMF, NESOI	NO	1,896	18,566
6302310015	OTHER BED LINEN: OF COTTON, PILLOWCASES	NO	7,073	27,539
6302310025	OTHER BED LINEN: OF COTTON, SHEETS	NO	126,049	984,906
6302310035	OTHER BED LINEN: OF COTTON, NESOI	NO	23,871	236,614
6302320010	OTHER BED LINEN: OF MANMADE FIBERS, PILLOWCASES	NO	18,461	75,752
6302320020	OTHER BED LINEN: OF MANMADE FIBERS, SHEETS	NO	201,687	1,448,502
6302320030	OTHER BED LINEN: OF MANMADE FIBERS, NESOI	NO	15,340	218,615
6302390000	OTHER BED LINEN: OF NESOI TEXTILE MATERIALS	NO	10,450	174,111
6302400000	TABLE LINEN, KNITTED OR CROCHETED	NO	6,681	104,318
6302513500	OTH TABLE LINEN: OF COTTON, TABLECLOTHS AND NAPKIN	NO	47,407	293,279
6302514000	OTHER TABLE LINEN OF COTTON: NESOI	NO	217,011	1,142,063
6302520000	OTHER TABLE LINEN: OF FLAX	NO	881	4,500
6302530015	OTHER TABLE LINEN MMF TABLECLOTH & NAPKIN, DAMASK	NO	6,041	79,192
6302530030	OTHER TABLE LINEN MMF TABLECLOTH & NAPKIN, NESOI	NO	3,338	42,970
6302590000	OTHER TABLE LINEN OF NESOI TEXTILE MATERIALS	NO	6,378	32,605
6302600010	TOLIET & KIT LINEN TERRY FAB COT TOWELS: DISH	NO	26,802	175,015
6302600020	TOLIET & KIT LINEN TERRY FAB COT TOWELS: NESOI	NO	137,691	598,977
6302600030	TOLIET & KIT LINEN TERRY FAB COT, NESOI	NO	44,128	208,421
6302910010	OTHER COTTON TOWELS OF PILE OR TUFTED CONSTRUCTION	NO	47,526	192,473
6302910025	OTHER COT FURNISHINGS OF PILE OR TUFTED CONSTRUCTI	NO	3,135	12,848
6302910035	OTHER COTTON TOWELS JACQUARD FIGURED	NO	4,660	109,850
6302910048	OTHER COTTON TOWELS NOT JACQUARD FIGURED NESOI	NO	8,392	32,844
6302910060	OTHER COT FURNISHINGS NOT PILE OF TUFTED CONSTRUCT	NO	9,468	90,203

TABLE 1 - SHIPMENTS OF MERCHANDISE FROM THE UNITED STATES TO PUERTO RICO,  
BY COMMODITY: FISCAL YEAR 2000

COMM-CODE	COMMODITY AND UNIT OF QUANTITY		QUANTITY	VALUE-\$
6302930000	OTHER FURNISHINGS OF MAN-MADE FIBERS: NESOI	NO	3,351	24,340
6302990000	OTHER FURNISHINGS OF OTHER TEXTILE MATERIAL: NESOI	NO	28,109	113,255
6303110000	CURTAIN (DRAPES) & INT BLNDS/BD VAL KT/CROCHET COT	NO	8,057	159,114
6303120000	CURTAIN (DRAPE) & INTER BLND/BD VAL KT/CRO SYN FIB	NO	71,816	765,798
6303190000	CURT & INTR BLND CURT/BD VAL KT/CROC NESOI TEX MAT	NO	181,994	2,093,804
6303910000	CURTAIN & INTERIOR BLINDS/BED VALANCES, NESOI, COT	NO	18,113	406,693
6303920000	CURTAIN & INTER BLINDS/BED VALANCES, NESOI SYN FIB	NO	51,337	1,017,685
6303990000	CURT & INT BLND CURT/BD VAL NESOI TEX MAT NT KT/CR	NO	22,392	349,493
6304110000	OTH FURN ART EXC HEADING 9404 BEDSPRD KNIT/CROCHET	NO	901	77,959
6304190000	OTH FURNISHING ARTI EXC HEADING 9404 BEDSPRD NESOI	NO	33,045	924,601
6304910000	OTH FURN ART EXC HEADING 9404 NESOI KNIT/CROCHETED	NO	87	21,000
6304920000	OTHER FURNISH ART NT 9404 NESOI NT KT/CROCHET COT	NO	41,863	727,724
6304930000	OTHER FURN ART NT 9404 NESOI NT KT/CROCHET SYN FIB	NO	14,921	461,188
6304990000	OTH FURN ART EXC HEADING 9404 NESOI NKT/CR OTH MAT	KG	48,378	239,187
6305100000	SACK & BAG FOR PKG GOOD JUTE/BAST FIB OF HEAD 5303	KG	150	2,661
6305200000	SACKS & BAGS KIND USED FOR PACKING OF GOODS COTTON	KG	45,017	205,540
6305320000	SACK & BAG FOR PKG GOOD MMADE MAT, FLEX BULK CONT.	KG	1,184,988	12,587,191
6305330000	SACK & BAG FOR PKG GOOD MMADE MAT POLYETHYLENE	KG	29,456	128,581
6305390000	SACK & BAG FOR PKG GOOD MANMADE TEXTILE MAT NESOI	KG	25,675	124,502
6305900000	SACK & BAG USED FOR PACKING GOODS NESOI TEX MAT	KG	7,406	50,329
6306110000	TARPAULINS, AWNINGS AND SUNBLINDS OF COTTON	KG	41,915	130,603
6306120000	TARPAULIN, AWNINGS AND SUNBLINDS OF SYNTHETIC FIB.	KG	40,957	60,283
6306190000	TARPAULINS, AWNINGS & SUNBLINDS: OF OTH TEX MAT	KG	26,761	192,153
6306210000	TENTS AND CAMPING GOODS: TENTS OF COTTON	KG	7,843	6,690
6306221000	TENTS OF SYNTHETIC FIBERS BACKPACKING TENTS	NO	660	38,378
6306229000	TENTS OF SYNTHETIC FIBERS, NESOI	KG	75,361	391,579
6306290000	TENTS OF NESOI TEXTILE MATERIALS	KG	2,324	33,564
6306310000	SAILS OF SYNTHETIC FIBERS	KG	51	11,557
6306390000	SAILS OF OTHER TEXTILE MATERIALS	KG	420	12,281
6306910000	TARPLN, AWNING, SUNBLND, TENT GOODS NESOI OF COT	KG	9,874	30,653
6306990000	TARPLN, SAIL, AWNING, SUNBLND, TENTS GOOD NESOI MAT	KG	6,236	34,239
6307100000	OTH MDE-UP ART INC DRES PATRN FLCTH, DSHCTH, DUSTR	KG	62,648	687,441
6307200000	OTH MDE-UP ART INC DRESS PATRN LIFEJCKT & LIFEHLT	KG	217	11,932
6307903000	OTH MADE-UP ART INC DRESS PATTERNS: NESOI LABELS	KG	103,412	699,661
6307904000	OTH MADE-UP ART INC DRESS PATRN NESOI CORD & TASEL	KG	488	23,418
6307905000	OTH MD-UP ART INC DRES PTRN NESOI CORSET/F-WRE LAC	KG	6,172	46,921
6307906500	OTH MADE-UP ART INC DRESS PATN NESOI SURGICAL DRPE	KG	105,574	788,012
6307908910	OTHER MADE-UP ARTICLES, SURGICAL TOWELS	NO	22,596	174,798
6307909925	OTHER MADE-UP NATIONAL FLAGS OF THE U.S.	NO	4	3,000
6307909935	OTHER MADE-UP NATIONAL FLAGS OF OTHER NATIONS	NO	261	8,113
6307909990	OTHER MADE-UP ARTICLES OF TEXTILE MATERIAL NESOI	KG	219,045	2,126,386
6308000000	NEDCRFT SET WOV FAB & YRN/MAKNG RUG/TAPST PKG RT S	KG	13,048	32,422
6309000000	WORN CLOTHING AND OTHER WORN ARTICLES	KG	593,050	1,575,140
6310100000	USED/NEW RAG, SCRPTWNE & WORN-OT ART TWNE ETC SOR	KG	971,972	1,312,880
6310900000	USE/NEW RAG, SCRPTWNE & WRN-OT ART TWNE ETC NESOI	KG	72,519	133,685
	FOOTWEAR, HEADGEAR, UMBRELLAS, SUN UMBRELLAS, WALKING STICKS, SEATSTICKS, WHIPS, RIDING CROPS AND PARTS THEREOF; PREPARED FEATHERS AND ARTICLES MADE THEREWITH; ARTIFICIAL FLOWERS; ARTICLES OF HUMAN HAIR.....	TOTAL		145,402,355
	FOOTWEAR, GAITERS AND THE LIKE; PARTS OF SUCH ARTICLES.....	TOTAL		142,041,815
6401100000	WATERPROOF FOOTWEAR RUBBER/PLASTIC A METAL TOE-CAP	PRS	6,617	181,661
6401923000	WATERPROOF FTWR RUB/PLAS SKI & SNOWBOARD BOOTS	PRS	2,123	6,212
6401927000	BOOTS RUB PLAST NO STITCH OV ANKLE NOV KNEE NESOI	PRS	2,608	68,695
6401990000	SHOES RUB PLAST NO STITCH NOT OVER ANKLE NESOI	PRS	8,676	125,831
6402120000	OTH FTWR RUB/PLAS SKI, CROSS-CTY & SNOWBOARD BOOTS	PRS	4,275	12,509
6402190000	FOOTWEAR RUB PLAST STITCH SPORTS FOOTWEAR NESOI	PRS	45,369	586,705
6402200000	OTH FTWR W/UPPR STRAP ASSMB TO SOLE BY PLUG(ZORIS)	PRS	261,748	1,397,659
6402300000	FOOTWEAR RUB PLAST STITCH NESOI METAL TOE-CAP	PRS	22,797	85,613
6402911500	FOOTWEAR RUB PLAST STITCH NESOI ANKLE COVER MENS	PRS	4,081	38,659
6402912500	FOOTWEAR RUB PLAST STITCH NESOI ANKLE COVER WOMENS	PRS	900	28,650
6402913500	FOOTWEAR RUB PLAST STITCH NESOI ANKLE COVER NESOI	PRS	8,535	103,667
6402991810	OTH FTWR R/P UPPER>90% RUBR/PLASTIC HOUSE SLIPPERS	PRS	26,602	316,573
6402991815	OTH FTWR R/P UPPER>90% R/P TENNIS/BASKETBALL SHOES	PRS	3,528,197	34,094,389

TABLE 1 - SHIPMENTS OF MERCHANDISE FROM THE UNITED STATES TO PUERTO RICO,  
BY COMMODITY: FISCAL YEAR 2000

COMM-CODE	COMMODITY AND UNIT OF QUANTITY		QUANTITY	VALUE-\$
6402995100	FOOTWEAR RUB PLAST STITCH NESOI FOR MEN	PRS	27,731	628,128
6402995400	FOOTWEAR RUB PLAST STITCH NESOI FOR WOMEN	PRS	4,975	128,034
6402995700	FOOTWEAR RUB PLAST STITCH NESOI EXC MEN AND WOMEN	PRS	554,649	22,598,725
6403120000	FTWR WLTHR UPP,SKI,CROSS-CTY & SNOWBOARD BOOTS	PRS	20	7,521
6403190000	FOOTWEAR LEA UPPER, SPORTS FOOTWEAR EXC SKI-BOOTS	PRS	1,513,888	36,850,700
6403200000	FTWR SOL LTHR UPPER LTHR STRAPS AND AROUND BIG TOE	PRS	2,334	39,251
6403300000	FTWR BASE/PLATFORM OF WOOD NOT WITH METAL TOE-CAP	PRS	18,934	309,872
6403400000	FOOTWEAR LEA UPPER NESOI WITH A METAL TOE-CAP	PRS	1,071	6,411
6403511000	FOOTWEAR LEA UPPER NESOI LEA O SOL ANK COV MEN	PRS	362	12,308
6403512000	FOOTWEAR LEA UPPER NESOI LEA O SOL ANK COV WOMEN	PRS	2,246	73,687
6403514000	FOOTWEAR LEA UPPER NESOI LEA O SOL ANKL COV NESOI	PRS	3,959	126,161
6403592500	FOOTWEAR LEA UP A SOL NESOI NOT ANK COV MEN	PRS	6,583	188,910
6403594500	FOOTWEAR LEA UP A SOL NESOI NOT ANK COV WOMEN	PRS	17,652	415,972
6403596500	FOOTWEAR LEA UP A SOL NESOI NOT ANK COV NESOI	PRS	5,037	71,846
6403911000	FOOTWEAR LEA UP NONLEA SOL ANKLE COV WORK SHOES	PRS	52,761	430,596
6403911500	FOOTWEAR LEA UP NONLEA SOL ANK TENNIS ETC MEN ETC	PRS	27,779	964,098
6403912000	FOOTWEAR LEA UP NONLEA SOL ANK COV NESOI MEN	PRS	8,606	218,498
6403918000	FOOTWEAR LEA UP NONLEA SOL ANKCOV NESOI EX MN WOMN	PRS	1,460	35,909
6403991500	FOOTWEAR LEA UP NONLEA SOL NOT ANKL HOUSE SLIPPERS	PRS	674	24,157
6403992500	FOOTWEAR LEA UP NONLEA SOL NOT ANKL WORK SHOES	PRS	6,815	151,718
6403993500	FOOTWEAR LEA UP NONLEA SOL NOTANK TENNIS MEN ETC	PRS	6,553	134,059
6403995500	FOOTWEAR LEA UP NONLEA SOL NOT ANKL NESOI MEN	PRS	54,785	1,679,792
6403996500	FOOTWEAR LEA UP NONLEA SOL NOT ANKL NESOI WOMEN	PRS	19,148	362,745
6403998500	FOOTWEAR LEA UP NONLEA SOL NOT ANK NESOI EX MN WMN	PRS	38,400	533,190
6404110000	FOOTWEAR TEX UP RUBPLAS SOL SPORT SHOES	PRS	40,407	431,383
6404191000	FOOTWEAR TEX UPPERS RUB/PLAS SOLE, HOUSE SLIPPERS	PRS	5,757	54,679
6404194500	FOOTWEAR TEX UP RUBPLAS SOL NESOI FOR MEN	PRS	21,211	397,136
6404195500	FOOTWEAR TEX UP RUBPLAS SOL NESOI FOR WOMEN	PRS	29,602	144,410
6404196500	FOOTWEAR TEX UP RUBPLAS SOL NESOI EXC MEN OR WOMEN	PRS	10,698	166,621
6404202500	FOOTWEAR TEX UP LEA SOLE FOR MEN	PRS	700	23,100
6404204500	FOOTWEAR TEX UP LEA SOLE FOR WOMEN	PRS	5,500	230,239
6404206500	FOOTWEAR TEX UP LEA SOLE EXCEPT FOR MEN AND WOMEN	PRS	25	3,740
6405100030	OTH FTWEAR W UPPERS LEATHER/COMPOSITION LEATHER MN	PRS	17,208	442,482
6405100060	OTH FTWEAR W UPPERS LEATHER/COMPOSITION LEATHER WM	PRS	12,813	314,005
6405100090	OTH FTWEAR W UPPERS LEATHER/COMP LEATHER OT PERSON	PRS	5,530	70,841
6405201500	OTHER FOOTWEAR NESOI TEX UPPER HOUSE SLIPPERS	PRS	1,058	18,899
6405202500	FOOTWEAR NESOI TEX UPPER FOR MEN	PRS	3,246	79,959
6405204500	FOOTWEAR NESOI TEX UPPER FOR WOMEN	PRS	55,072	776,759
6405206500	FOOTWEAR NESOI TEX UPPER EXCEPT FOR MEN AND WOMEN	PRS	365,202	20,730,717
6405902000	OT FTWEAR DISPOSABLE DESIGNED FOR ONE-TIME USE	PRS	30,269	6,142
6405909000	OTHER FOOTWEAR OTHER NESOI	PRS	166,666	2,030,431
6406100000	FOOTWEAR UPPERS AND UPPER PARTS EXCEPT STIFFENERS	X		1,052,978
6406200000	PARTS OF FTWEAR OUT SLS & HLS OF RUBBER OR PLASTIC	X		7,230,389
6406910000	PARTS OF FOOTWEAR OTHER OF WOOD	X		8,720
6406991530	LEG WARMERS	DOZ	1,738	49,749
6406999500	FOOTWEAR PARTS NESOI,AND ACCESSORIES ETC NESOI	X		4,739,325
HEADGEAR AND PARTS THEREOF.....			TOTAL	1,075,374
6501000000	HAT FORMS/BODIES,HOODS,PLATEAUX&MANCHONS OF FELT	KG	18,411	12,808
6502000000	HAT SHAPES,PLAITED OR ASSEMBLD STRIPS ANY MATERIAL	DOZ	739	8,921
6503000000	FELT HATS & OTHER FELT HEADGEAR FROM HEADING 6501	KG	131	6,930
6504000000	HATS&OTHR HDGR,PLAITD/ASSEMBLD STRIPS ANY MATERIAL	DOZ	6,441	85,047
6505100000	HAIR-NETS,ANY MATERIAL,WHETHER OR NOT LINED/TRIMMD	KG	980	19,368
6505908015	NONWOVN DISPOSABLE HEADGR MMF	DOZ	261	11,080
6505908600	OTHR HATS&HDGR,KNITD/CRCHETD,LACE,FELT,OTH TEX MAT	DOZ	15,293	219,049
6506100010	ATH, REC AND SPORT SAFETY HEADGEAR, LINED OR TRMED	DOZ	2,126	53,719
6506100090	SAFETY HDGR,WHETHER/NOT LINED/TRIMMED, N.E.S.O.I.	DOZ	615	30,369
6506910000	OTHER HEADGR OF RUBBER/PLASTICS(INCL BATHING CAPS)	DOZ	1,515	8,023
6506990000	OTHR HEADGR OTHR MATRLS NESOI WHETHER/NOT LINE/TRM	DOZ	13,819	577,636
6507000000	HDBANDS,LININGS,COVERS,FRAMES,VISORS,ETC CHINSTRAP	DOZ	11,561	42,424
UMBRELLAS,SUN UMBRELLAS, WALKING STICKS,SEATSTICKS,WHIPS,RIDING CROPS AND PARTS THEREOF.....			TOTAL	320,329
6601100000	UMBRELLAS, GARDEN OR SIMILAR	DOZ	1,394	58,821
6601910000	UMBRELLAS HAVING A TELESCOPIC SHAFT	DOZ	539	23,454
6601990000	UMBRELLAS, NESOI	DOZ	11,113	205,188

TABLE 1 - SHIPMENTS OF MERCHANDISE FROM THE UNITED STATES TO PUERTO RICO,  
BY COMMODITY: FISCAL YEAR 2000

COMM-CODE	COMMODITY AND UNIT OF QUANTITY		QUANTITY	VALUE-\$
6603108000	HANDLES AND KNOBS OF HEADING 6601 OR 6602, NESOI	DOZ	202	9,377
6603200000	UMBRELLA FRAMES, MOUNTED, SHAFT/STICK,IN 6601 & 02	NO	541	2,700
6603908000	PARTS, TRIMMINGS & ACCESS OF HEADING 6601 OR 6602	X		20,789
	PREPARED FEATHERS AND DOWN AND ARTICLES MADE OF FEATHERS OR OF DOWN;ARTIFICIAL FLOWERS; ARTICLES OF HUMAN HAIR.....	TOTAL		1,964,837
6701000000	SKINS& OTH PARTS OF BIRDS W FEATHERS EXC 0505	X		45,000
6702100000	PLASTIC ARTIFICIAL FLOWERS, FOLIAGE, & FRUIT & PTS	X		567,782
6702900000	ARTIFICIAL FLOWERS,FOLIAGE,FRUIT & PTS, EXC PLASTIC	X		1,235,641
6704110000	WIGS, COMPLETE OF SYNTHETIC TEXTILE MATERIAL	NO	1,143	39,346
6704190000	WIGS, FLASE BEARDS, EYEBROWS & EYELASHES, NESOI	X		68,429
6704200000	WIGS, FLASE BEARDS, EYEBROWS & ETC OF HUMAN HAIR	X		8,639
	ARTICLES OF STONE,PLASTER,CEMENT, ASBESTOS,MICA OR SIMILAR MATERIALS; CERAMIC PRODUCTS;GLASS AND GLASSWARE.....	TOTAL		127,014,138
	ARTICLES OF STONE,PLASTER,CEMENT, ASBESTOS,MICA OR SIMILAR MATERIALS.....	TOTAL		42,610,516
6801000000	SETTS, CURBSTONES AND FLAGSTONES, OF NAT ST EX SLT	T	3	8,511
6802100000	TILES ETC LS TH 7CM; ARTFLY CLRD GR CHPGS A PWDR	X		630,171
6802210000	MARBLE, TRAVERTINE A ALABASTER, CUT, FLAT	T	264	110,000
6802220000	OTH CALC MON BLDG STONE SMPLY CT OR SWN	T	16	8,646
6802230000	GRANITE MON OR BLDG STONE SMPLY CUT OR SAWN	T	4	8,000
6802290000	STONE, NESOI MON OR BLDG SMPLY CUT OR SWN	T	61	72,163
6802910000	MARBLE, TRAVERTINE AND ALABASTER, OTHER, NESOI	T	2,534	3,332,151
6802920000	OTHER CALCAREOUS STONE, NESOI	T	26	7,899
6802930000	GRANITE, NESOI	T	18	6,200
6802990000	OTHER MONUMENTAL OR BUILDING STONE, NESOI	T	4	7,492
6803000000	SLATE, WORKED AND ARTICLES; ARTICLS OF AGGLOM SLT	X		973,020
6804100000	MILLSTONES AND GRINDSTONES FOR MILLNG GRNDG PLPNG	NO	8	7,332
6804210000	OTH MLLSTNS ETC OF AGGLM SYNTHTC OR NAT DIAMOND	NO	6,969	111,428
6804220000	OTH MLLSTNS GRINSTNS A GRNDNG WHEELS AGGL ABRSVS	X		422,127
6804230000	OTHR MILLSTNS GRNDSTNS ETC OF NATURAL STONE	NO	1,789	30,438
6804300000	HAND SHARPENING OR POLISHING STONES	NO	2,286	12,536
6805100000	ABRASVS ON A BASE OF WOVEN TEXTILE FABRIC ONLY	KG	14,703	247,251
6805200000	ABRASIVES ON A BASE OF PAPER OR PAPERBOARD ONLY	KG	109,034	1,014,815
6805300000	ABRASIVES ON A BASE MATERIAL OTH THN FABRC O PAPER	KG	49,310	430,124
6806100000	SLAG WOOLS ROCK OR OTH MINRL WOOLS BULK NESOI	X		180,057
6806200000	EXFL VERMIC EXPND CLYS FOMD SLAG ETC INC INTR MXT	KG	408,074	4,132,060
6806900010	ACCOUSTICAL PADS & BOARDS,MINERAL WOOLS & MIXTURES	M2	984,466	2,153,731
6806900050	MXTRS A ART OF HEAT-INSL O SND-ABSRB MIN MTRL NES	X		6,020,638
6807100000	ARTICLES OF ASPHALT OR SIMILAR MATERIALS IN ROLLS	KG	2,138,717	1,808,046
6807900010	ROOFING AND SIDING OF ASPHALT, OR SIMILAR MATERIAL	KG	5,216,969	4,949,464
6807900050	ARTICLES OF ASPHALT OR SIMILAR MATERIAL NESOI	KG	1,250,224	953,353
6808000000	PNLS BRDS ETC O VEG FBR AG W CMNT PLSTR ETC BNDRS	KG	150,639	211,946
6809110000	PLSTR BRDS ETC NT ORNA, FCD W PPR O PPRBRD ONLY	KG	22,130,867	3,949,146
6809190000	PLSTER BOARDS PANELS ETC NOT ORNAMENTED NESOI	X		567,709
6809900000	OTHR ARTCLS OF PLASTER OR O CMPSTNS BS PLS NESOI	X		1,056,453
6810110000	BLDG BLCKS A BRCKS OF CMNT CNCRT ART ST W O N REIN	X		465,040
6810191000	FLR A WL TILS OF CMNT CNCRT OR ARTFCL STONE	M2	2,725	81,741
6810195000	ARTCLS NESOI OF CMNT CNCRT OR ARTFCL STONE	X		2,900,896
6810910000	PREFB STRCTRL CMPNTS O CNCRT CMNT O ARTF STONE	X		2,598,060
6810990000	CEMENT, CONCRETE, ARTIFICIAL STONE ARTICLES, NESOI	X		1,153,115
6811100000	CORRUGATED SHEETS OF ASBESTOS ETC	KG	10,593	19,415
6811200000	OTHR SHTS PANLS TILES ETC NESOI OF ASBST CMNT ETC	KG	97,189	206,346
6811300000	TUBES PIPES AND FTGGS OF ASBESTOS CEMENT ETC	KG	347	10,739
6811900000	ARTCLS NESOI OF ASBESTOS-CEMENT ETC	KG	106,844	288,057
6812100000	FBRCTD ASBSTS FBRS; MXTRS O ASB O ASBS-CRBNTE	KG	2,170	21,390
6812200000	ASBESTOS YARN AND THREAD	KG	5,907	16,277
6812500000	ASBESTOS CLOTHING, CLOTHNG ACCESSRS, FTWR A HDGEAR	KG	2,200	82,589
6812900010	ASBESTOS ARTICLES NESOI FOR USE IN CIVIL AIRCRAFT	X		6,966
6812900020	ASBESTOS GASKETS, PACKING AND SEALS	KG	265	11,238
6812900050	ASBESTOS ARTICLES, NESOI	X		576,544
6813100000	BRAKE LININGS A PADS, ASBESTOS, OTH MINRLS, CELULS	X		2,832

TABLE 1 - SHIPMENTS OF MERCHANDISE FROM THE UNITED STATES TO PUERTO RICO,  
BY COMMODITY: FISCAL YEAR 2000

COMM-CODE	COMMODITY AND UNIT OF QUANTITY		QUANTITY	VALUE-\$
6814100000	PL SH STR OF AGGLMRTD OR RCNSTD MICA	KG	349	8,966
6814900000	MICA, WORKED AND ARTCLS NESOI	KG	202	2,540
6815100000	NONELECTRICAL ARTICLES OF GRAPHITE OR CARBON	X		52,375
6815200000	ARTICLES OF PEAT	X		52,380
6815910000	ARTCLS NESOI CNTNG MAGNESITE, DOLMT OR CHROMITE	X		602,196
6815990000	OTH ARTICLES OF STONE OR OTH MIN SUBSTNCES NESOI	X		27,907
CERAMIC PRODUCTS.....			TOTAL	24,081,863
6901000000	BRCKS, BLCKS, TLS A OTH CERMC GDS SLCS EARTH	T	234	714,464
6902105000	REFRCTRY BRICKS ETC OVER 50 PCT MGO CAO CHROM NESI	T	59	72,106
6902201010	ALUMINA BRICKS	THS	847	134,460
6902205010	ALUMINA BLOCKS, TILES A SIM CONSTRUC GDS EX BRICKS	T	129	162,994
6902205020	BLOCKS TILES ETC OV 50 PCT SILICA/ALUM EX ALUMINA	T	63	88,417
6902901010	CLAY BRICKS, REFRACTORY, NESOI	THS	19	8,900
6902901020	NONCLAY REFRACTORY BRICKS NESOI	T	41	7,140
6902905010	BLOCKS, TILES ETC OF CLAY NESOI EXC BRICKS	T	313	339,476
6902905020	BLOCKS, TILES ETC, NONCLAY, REFRACT CERAM NESOI	T	95	82,210
6903100000	OTH REFRAC CERAMIC GDS W GRAPHITE/CARBON OV 50PCT	KG	3,017	25,261
6903200000	OTH REFRAC CERAM GDS NES ALUMINA/SILICA OV 50 PCT	KG	87,513	302,613
6903900010	OTH REFRAC CERAM GDS NESOI OF CLAY	KG	18,734	82,600
6903900050	OTH REFRACTORY CERAMIC GOODS NESOI, NONCLAY	KG	77	10,442
6904900000	CERAMIC FLOORING BLOCKS, SUPPRT OR FILLR TILE ETC	X		2,412,206
6905100000	ROOFING TILES, CERAMIC	X		515,754
6905900000	CERAMIC CONSTRUCTIONAL GDS A ARCHITCL ORNMNTS, NES	X		129,149
6906000000	CERAMIC PIPES, CONDUITS, GUTTERING A PIPE FITTINGS	KG	1,848,369	2,253,396
6907100000	UNGLZD CERAM TILES, CUBES ETC, SIDES LS THN 7 CM	M2	30,149	146,124
6907900000	UNGLAZED CERAMIC FLAGS A PAVING, HEARTH A WALL TLS	M2	66,995	358,834
6908100000	GLZD CERAM TILES CUBES ETC FTTNG IN SQ UN 7CM	M2	65,861	301,857
6908900000	GLAZED CERAMIC FLAGS A PAVING, HEARTH A WALL TILES	M2	12,257	150,738
6909110000	PORCELAIN OR CHINA WARES FOR LAB, CHEM OR TECH USE	X		101,560
6909120000	CERAMIC ARTCLS W HARDNSS EQUIV TO 9 OR OV MOHS	X		61,129
6909191000	FERRITE CORE MEMORIES	X		445,878
6909195000	CERAMIC WARE FOR LAB CHEMCL OR TECHNL USE, NESOI	X		176,279
6909900000	CERAMIC RECEPTCLS FR AGRIC A FOR CONVEY/PACK GOODS	X		442,430
6910100005	WATER CLOSET BOWLS, FLUSHOMETER TYPE PORCLN/CHINA	NO	8,805	522,398
6910100010	WATER CLOSET BOWLS W TANKS IN 1 PC, PORCLN O CHINA	NO	20,286	1,407,492
6910100025	OTHR WATER CLOSET BOWLS, TANKS, PORCLN/CHINA NESOI	NO	14,082	714,046
6910100030	SINKS AND LAVATORIES OF PORCELAIN OR CHINA	NO	10,129	532,835
6910100050	SANITARY FIXTURES OF PORCELAIN OR CHINA, NESOI	NO	39,071	463,128
6910900000	CERAMIC SANITARY FIXTURES OTH THN OF PORCLN/CHINA	X		1,485,132
6911101000	PORCLN OR CHNA HTL/RSRNT A OTHR WARE NOT HH WARE	DPC	17,562	369,738
6911105500	TABLE/KITCHENWARE, PORCLN OR CHINA, NT HOTL/RESTNT	DPC	6,734	326,966
6911900010	TOILET ARTICLES OF PORCELAIN OR CHINA	X		251,331
6911900050	HOUSEHOLD ARTICLES OF PORCELAIN OR CHINA, NESOI	X		652,708
6912001000	EARTHENWARE TABLE/KITCH WARE, GLZD, BROWN/BLACK	DPC	269,192	3,639,343
6912002500	OTH CERAM TBL/KTCHN WARE NT PORCLN/CHINA, NESOI	DPC	22,361	220,861
6912005000	CERAMIC HOUSEHOLD A TOILET ARTCLS NT PORC NT TBLW	X		645,567
6913100000	STATUETTES AND OTHER ORNMNTL ARTCLS, PORCLN OR CHN	X		44,380
6913900000	STATUTTES A OTH ORNMNTL CERAM ARTCLS NT PORC/CHINA	X		1,002,933
6914100000	ARTICLES OF PORCELAIN OR CHINA, NESOI	X		115,472
6914900000	CERAMIC ARTICLES NESOI	X		2,161,116
GLASS AND GLASSWARE.....			TOTAL	60,321,759
7001000000	CULLET A OTH WST A SCRPP GLASS; GLASS IN MASS	KG	8,593,912	606,639
7002100000	GLASS BALLS NOT MICROSPHERES OF HEADNG 7018 UNWRKD	KG	39,245	145,397
7002310000	TUBES OF FUSED QUARTZ OR OTH FSD SILICA, UNWORKED	KG	983,186	1,731,837
7002320000	TUBES OF OTH GLASS NES W LIN COEF OV 5X10-6/KELVIN	KG	309	9,683
7002390010	TUBES OF GLASS, UNWORKED, NOT OVER 200 MM LONG	NO	1,200	12,900
7002390090	TUBES OF GLASS NESOI, UNWORKED	KG	2,306,531	1,178,352
7003120000	NONWRD SHTS CAST/RLD GLASS, COLRD,OPAC,FLSHD,LAYRD	M2	1,741	20,901
7003190000	CAST OR ROLLED GLASS IN NONWIRED SHEETS, NESOI	M2	6,330	50,643
7003300000	PROFILES OF CAST OR ROLLED GLASS, UNWORKED	M2	455	4,998
7004200000	DRW/BLWN GLASS SHEETS COLORD OPAC FLASH SPEC LAYER	M2	10,057	98,248
7004900000	DRWN/BLWN GLSS SHTS W/O ABSRB/RFCT LYR N OTH WRKD	M2	21,351	170,823
7005100000	FLOAT GLASS ETC IN NONWRD SHTS W ABS/REFL LAYER	M2	332,648	2,820,459
7005210000	NONWRD GLSS CLRD OPC FLSHD OR SRFC GRND N AB/RF LY	M2	230,144	1,252,475
7005290000	NONWIRED GLASS NESOI	M2	151,211	631,692

TABLE 1 - SHIPMENTS OF MERCHANDISE FROM THE UNITED STATES TO PUERTO RICO,  
BY COMMODITY: FISCAL YEAR 2000

COMM-CODE	COMMODITY AND UNIT OF QUANTITY		QUANTITY	VALUE-\$
7005300000	FLOAT GLS ETC, WIRED SHTS, W OR WO ABSB LAYER UNWK	M2	3,070	22,965
7006000000	GLS OF 7003-5 BNT,EDG WKD, ENGR,DRL,ENML OTHR ETC	M2	45,750	1,247,848
7007110000	TOUGHND SAFETY GLS OF SIZE A SHAPE FOR VEHCLS ETC	M2	35,000	542,829
7007190000	TOUGHND SAFETY GLASS, NOT FOR VEHICULAR USE	M2	211,167	663,640
7007211000	WINDSHIELDS OF LAMINATED SAFETY GLASS	M2	6,936	121,029
7007215000	LAMINATED SAFETY GLASS FOR VEHCLS, EXC WINDSHIELDS	M2	2,186	82,842
7007290000	LAMINATED SAFETY GLASS, NOT FOR VEHICULAR USE	X		1,024,799
7008000000	MULTIPLE-WALLED INSULATING UNITS OF GLASS	NO	10,635	396,792
7009100000	REAR-VIEW MIRRORS FOR VEHICLES	NO	6,912	197,357
7009910000	GLASS MIRRORS UNFRAMED NOT VEHICLE REARVIEW MIRROR	CM2	97,860	167,636
7009920000	GLASS MIRRORS, FRAMED, EXC REARVIEW	CM2	27,977	368,114
7010100000	AMPOULES, GLASS, FOR CONVEYANCE OR PACKNG OF GOODS	GRS	5,318	27,751
7010202050	GLASS STOPPERS,LIDS,OTHR CLOSURES PACKAGED SEPRTRY	GRS	186	3,703
7010910500	PHARMACEUTICAL CONTAINERS, GLASS, OVER 1 LITER	GRS	619,862	438,104
7010912050	GLSS CONT PERF/TLTR FORWTH GRND GLSS STPPRS OV 1	GRS	9,832	196,625
7010915020	OTH GLASS CONTNRS W/WO CLSRS WIDE MOUTH OV 1 LTR	GRS	27,689	288,754
7010915060	OTH GLASS CONTNRS W/WO CLSRS NT WD MOUTH OV 1 LTR	GRS	20,577	465,788
7010920500	PHARMACEUTICAL CONTNRS, GLASS, OV 0.33 NOV 1 LITER	GRS	123,362	1,603,059
7010922050	GLSS CONT TLTR WTH/FR GRND GLSS STPPRS;OV.33NOV 1L	GRS	40,787	898,939
7010925020	OTH GLSS CONTNRS W/WO CLSRS WD MOUTH OV.33 NOV 1 L	GRS	104,858	2,955,449
7010925050	OTH GLSS CONTNRS W/WO CLSRS NT WD MTH OV .33 NOV 1	GRS	260,949	3,982,045
7010930500	PHARMACEUTICAL CNTRS, GLASS, OV 0.15 NOV 0.33 LTR	GRS	54,868	375,449
7010935020	OTH GLSS CONTNRS W/WO CLSRS WD MTH OV .15 NOV .33	GRS	4,065	101,636
7010935060	OTH GLSS CONTNRS W/WO CLSRS NT WD MTH OV.15 NOV.33	GRS	2,018	40,339
7010940500	PHARMACEUTICAL CNTNRS, GLASS, NOT OVER 0.15 LITER	GRS	104,856	733,999
7010942050	GLSS CONT TLTR WTH/FR GRND GLS STPPRS NOV 0.15 LTR	GRS	402	8,041
7010945000	OTH GLASS CONTNRS W/WO CLOSURES; NOT OVER 0.15 LTR	GRS	99,065	2,342,390
7011100000	GLSS ENVLPS OPN A GLS PTS W/O FTNGS F ELCTRC LGHTG	THS	1,935	32,429
7011900000	GLASS ENVELOPES, OPEN, A PARTS, W/O FTNGS, NESOI	X		443,704
7012000000	GLASS INNERS FOR VACUUM FLASKS A OTH VACUUM VESSLS	NO	1,501	3,375
7013100000	GLASSWR OF GLS-CERAMICS FOR TABLE, KITCHN, OFF ETC	NO	166,644	872,950
7013210000	DRINKING GLASSES OF LEAD CRYSTAL	NO	237	3,555
7013290000	DRINKING GLASSES NESOI	NO	499,858	469,271
7013310000	TBL O KTCN GLSSWR NT DRNKNG GLSS OF LEAD CRYSTAL	NO	483	9,255
7013320000	HH GLSWR NT DRNK GLS LNR COEF EXP NOV 5X-6/KV ETC	NO	2,943	23,515
7013390000	OTHER TABLE OR KITCHEN GLASSWARE NESOI	NO	193,364	333,429
7013910000	OTHER GLASSWARE, LEAD CRYSTAL, NESOI	NO	14,744	101,022
7013990000	OTHER GLASSWARE, NOT LEAD CRYSTAL, NESOI	NO	7,191,185	5,747,560
7014001000	GLASS LENS BLANKS (OTH THN FR SPECTCLS) NT OPT WKD	NO	9,394	49,137
7014002000	OTHER OPTCL ELMNTS GLSS NT LNS BLNKS NT OPT WRKD	NO	185,349	378,877
7014003000	LENSES, FILTERS A PRTS, GLASS, NT OPTIC ELEM N WKD	X		19,653
7014005000	SIGNALLING GLASSWARE, NOT OPTICALLY WORKED, NESOI	X		59,542
7015100000	GLASSES FOR CORRECTIVE SPECTACLES, NT OPTICLY WRKD	NO	35,607	47,330
7015900000	CLOCK, WATCH, NONCORRECTIVE GLASS ETC NESOI	X		40,017
7016100000	GLASS CUBES A SMLLWRS, BACKD OR NOT, FR MOSAICS ET	X		324,116
7016900000	GLS CONS ART NESOI;LD WNDWS;MLTCLR/FMD GLS ARTCLS	X		508,092
7017100000	LAB, HYGIENIC, PHARMACEUT GLSWR, FUSD QURTZ/SILICA	X		6,603,849
7017200000	LAB, HYGINC, PHARM GLSWR W LIN COEF NOV 5X10-6 NES	X		664,020
7017900010	MICROSCPE SLIDES A MICRO COVER GLASSES OF GLS NESI	X		72,339
7017900050	OTHER LABORATORY, HYGIENIC OR PHARM GLASSWR NESOI	X		3,649,462
7018100000	GLSS BEADS IMIT PRLS PRC/SMPRC ST ETC;ART NT JWLR	X		873,988
7018900000	GLSS EYS NT PRO; ORNAMENTS O LMP-WRKD GLSS NT JWLR	X		112,664
7019110000	CHOPPED STRANDS GLASS FIBERS NOT OVER 50MM LONG	KG	39,784	151,761
7019120040	GLASS FIBER ROVINGS USED IN IND AS PCKG O LUB MAT	KG	1,617	15,028
7019120080	GLASS FIBER ROVINGS NESOI	KG	3,130	14,359
7019191000	GLASS FBR YARN, NT CLRD, IN IND AS PCKG O LUB MTRL	KG	1,111	10,139
7019192000	GLASS FIBER YARN, NESOI	KG	19,042	31,220
7019193000	CHOPPED STRANDS OF GLASS FIBERS NESOI	KG	205,856	403,829
7019194000	SLIVERS OF GLASS FIBERS	KG	44,329	464,304
7019310000	MATS, NONWOVEN, OF GLASS FIBERS	KG	299,124	311,626
7019320000	THIN SHEETS (VOILES), NONWOVEN, OF GLASS FIBERS	KG	2,313	5,465
7019391000	INSULATION PRODUCTS OF GLASS FIBERS	X		3,652,445
7019395000	WEBS, MATTRS, BRDS ETC, NONWOVEN OF GLS FIBRS NESI	X		1,062,020
7019400000	NARROW FABRICS, WOVEN, OF GLASS FIBER ROVINGS	M2	4,135	24,473
7019510000	OTHER WOVEN FABRICS OF A WIDTH NOT EXCEED 30 CM	M2	1,216	9,050
7019520000	OTH WVN NARROW FBRCs, OV 30CM WD, PLN WEAVE, ETC.	M2	28,539	127,406
7019590000	OTHER WOVEN FABRICS OF GLASS FIBERS, NESOI	M2	19,801	170,233
7019901000	OTHR WOVEN GLASS FIBERS AND ARTICLES THEREOF NESOI	X		198,220
7019905020	GLASS FIBERS IN BULK	X		44,000

TABLE 1 - SHIPMENTS OF MERCHANDISE FROM THE UNITED STATES TO PUERTO RICO,  
BY COMMODITY: FISCAL YEAR 2000

COMM-CODE	COMMODITY AND UNIT OF QUANTITY	QUANTITY	VALUE-\$
7019905040	GLASS FIBER FILTERS (NONWOVEN)	X	54,234
7019905050	OTHER ARTICLES OF NONWOVEN GLASS FIBRES, NESOI	X	375,812
7020000000	OTHER ARTICLES OF GLASS, NESOI	X	3,720,015
	NATURAL OR CULTURED PEARLS,PRECIOUS OR SEMIPRECIOUS STONES,PRECIOUS METALS; METALS CLAD WITH PRECIOUS METAL, AND ARTICLES THEREOF;IMITATION JEWELRY; COIN.....	TOTAL	60,067,389
	NATURAL OR CULTURED PEARLS,PRECIOUS OR SEMIPRECIOUS STONES,PRECIOUS METALS; METALS CLAD WITH PRECIOUS METAL, AND ARTICLES THEREOF;IMITATION JEWELRY; COIN.....	TOTAL	60,067,389
7101100000	NATURAL PEARLS, NOT MOUNTED OR SET, INCL TMP STRNG	X	172,260
7101210000	CULTURED PEARLS, UNWORKED	X	11,625
7101220000	CULTURED PEARLS, WORKED, NOT SET	X	144,124
7102100000	DIAMONDS, UNSORTED	CAR	1,659 860,911
7102210000	INDUSRRD DIAMONDS UNWRKD OR SAWN, CLVD OR BRUTD	CAR	9,141 91,330
7102290000	INDUSTRIAL DIAMONDS, WORKED	CAR	4,051 5,453
7102310000	DIAM EX IND UNWKD OR SMPL SWN CLVD OR BRUTED	CAR	5,899 587,111
7102390010	DIAM EXC IND WRKD NT SET O STRNG NOT OVR 0.5 CARAT	CAR	105 29,095
7102390050	DIAM EXC INDUS WRKD NT SET O STRNG OV 0.5 CARAT EA	CAR	248 308,366
7103102000	PRECIOUS AND SEMIPRECIOUS STONES, UNWORKED	CAR	130,778 82,581
7103104000	OTH PREC & SEMIPREC STONE SIMPLY SAWN/ROUGH SHAPED	CAR	101,341 76,744
7103910000	RUBIES, SAPPHIRES AND EMERALDS, OTHERWISE WORKED	X	32,698
7103991000	GEMSTONES, NESOI, CUT BUT NOT SET SUITBL FR JEWELRY	X	104,553
7103995000	GEMSTNS NESOI OTHRWS WRKD NT SUITBL FOR JWLRY	X	97,367
7104200000	SYNTHC OR RECNSTRCTD GEMSTONES UNWORKED	X	21,795
7104901000	SYN OR RCNTRTD GMSTNS CUT UNST FR US IN JEWELRY	NO	8,335 41,481
7104905000	SYN, RCNSTR GMSTONES WRKD NT SUITBL FOR JEWELRY	X	94,495
7105100010	DIAMOND DUST OR POWDER, NATURAL	CAR	1,001 2,502
7105100025	DIAMOND DUST OR POWDER SYNTHETIC	CAR	45,734 57,165
7105900000	DUST A PWDER OF NAT OR SYN STONES, NESOI	KG	2 12,000
7106100000	SILVER POWDER	GM	19,813,952 4,331,143
7106911020	SILVER DORE	GM	82,263 16,936
7106915000	UNWROUGHT SILVER, NESOI	GM	215,524 51,234
7106920000	SILVER, SEMIMANUFACTURED	GM	20,515,917 4,846,143
7107000000	BASE MTLs CLD W SILVR NT FRTH WKD THN SMMNFCTRD	GM	2,974,951 636,108
7108110000	GOLD POWDER, NONMONETARY	GM	857 13,994
7108125000	GOLD, NESOI, UNWROUGHT, NONMONETARY	GM	857 5,339
7108131000	GOLD LEAF	CM2	318 9,144
7108135000	GOLD, SEMIMANUFACTURED, NESOI, NONMONETARY	GM	16,306 146,611
7109000000	BS MTL OR SLR CLD W GLD NT FRTR WKD TH SMMNFCTRD	GM	258,399 104,850
7110110000	PLATINUM, UNWROUGHT OR POWDER	GM	81,357 873,133
7110190000	PLATINUM METAL SEMIMANUFACTURED	GM	124,220 714,745
7110210000	PALLADIUM, UNWROUGHT OR IN POWDER FORM	GM	286,591 3,618,157
7110290000	PALLADIUM, SEMIMANUFACTURED	GM	216,284 478,708
7110310000	RHODIUM, UNWROUGHT OR IN POWDER FORM	GM	55 5,000
7110390000	RHODIUM, SEMIMANUFACTURED	GM	711 124,097
7110490000	IRIDIUM, OSMIUM AND RUTHENIUM, SEMIMANUFACTURED	GM	104 3,000
7111000000	BS MTL A SLV A GLD CLD W PLAT NT FR WKD TH SMMNFCTRD	GM	105,676 38,359
7112900000	PRECIOUS METAL NESOI WASTE AND SCRAP	GM	1,318,309 255,688
7113110000	JEWELRY AND PARTS THEREOF, OF SILVER	X	752,365
7113190000	JEWELRY AND PARTS THEREOF, OF OTH PRECIOUS METAL	X	8,378,647
7113200000	JEWELRY AND PARTS, BASE METAL CLAD W PREC METAL	X	438,034
7114115100	SILVER KNIVES, FORKS, SPOONS OR LADLES, INCL SETS	PCS	6,719 81,024
7114115500	SILVER HOUSEHOLD ARTICLES AND PARTS, NESOI	X	500,000
7114117000	SILVER ARTS NESOI	X	32,578
7114190000	ARTLS OF GLD OR PLAT NESOI	X	303,421
7114200000	GOLD/SILVER-SMITHS' ARTCLS A PRTS, BS MTL CL W PM	X	190,896
7115100000	CATLYSTS PLAT WIRE CLOTH OR GRILL FORM	X	21,000
7115900000	OTH PREC METL ARTCLS OR ARTCLS CLAD W PM, NESOI	X	547,310
7116101000	ARTICLES OF NATURAL PEARLS	X	27,504
7116102500	ARTICLES OF CULTURED PEARLS	X	435,450
7116201000	JEWELRY OF PRECIOUS OR SEMIPRECIOUS STONES	X	25,693,085
7116204050	ARTICLES OF PRECIOUS OR SEMIPREC STONES, NT JEWELRY	X	212,638



TABLE 1 - SHIPMENTS OF MERCHANDISE FROM THE UNITED STATES TO PUERTO RICO,  
BY COMMODITY: FISCAL YEAR 2000

COMM-CODE	COMMODITY AND UNIT OF QUANTITY		QUANTITY	VALUE-\$
7117110000	CFF LNKS A STDS BS MTL WHTHR OR NT PLTD W PRC MTL	X		606,950
7117190000	OTH IMITATION JEWELRY, BASE METAL, INC PR MTL PLTD	X		863,155
7117900000	IMITATION JEWELRY NOT OF BASE METAL	X		1,422,774
7118100000	COIN (EXCPT GOLD COIN) NOT BEING LEGAL TENDER	X		107,044
7118900030	GOLD COIN NESOI (GOLD CONTENT)	GM	1,921	30,245
7118900050	COIN (EXCEPT GOLD COIN) NESOI	X		317,224
	BASE METALS AND ARTICLES OF BASE METAL.....	TOTAL		465,109,039
	IRON AND STEEL.....	TOTAL		48,892,180
7201100000	NONALLOY PIG IRON 0.5 PRCNT OR LESS PHOSPHORUS	T	7	3,733
7201200000	NONALLOY PIG IRON OV 0.5 PRCNT PHOSPHORUS	T	145	28,778
7201506000	SPIEGELEISEN	T	3,422	301,121
7202190000	FERROMANGANESE, 2 PERCENT OR LESS CARBON	KG	113,100	44,353
7202995040	FERROALLOYS NESOI	KG	21,617	25,073
7203100000	FERROUS PRODUCTS FM DIRECT REDCTION OF IRON ORE	T	41	100,000
7203900000	OTHR SPONGY FERROUS PRDCTS MIN PURITY 99.94 PCT FE	T	25	48,687
7204100000	CAST IRON WASTE AND SCRAP	T	4,264	284,568
7204210000	STAINLESS STEEL WASTE AND SCRAP	T	30	26,125
7204290000	ALLOY STEEL WASTE AND SCRAP NOT STAINLESS	T	460	248,747
7204300000	TINNED IRON OR STEEL WASTE AND SCRAP	T	139	193,083
7204410060	BORINGS, SHOVELINGS AND TURNINGS STEEL SCRAP	T	193	35,313
7204410080	SHVNGS,CHPS,MILL WSTE,SWDST,FLNGS,TRM,STMPNGS SCRP	T	481	198,490
7204490060	CUT PLATE AND STRUCTURAL STEEL SCRAP	T	2,658	407,513
7204490080	OTHER FERROUS SCRAP	T	42	55,845
7205100000	GRANULES, IRON OR STEEL	KG	256,665	1,197,861
7205210000	ALLOY STEEL POWDERS	KG	10,374	30,022
7205290000	POWDERS, IRON OR NONALLOY STEEL	T	927	849,985
7206100000	IRON AND NONALLOY STEEL INGOTS	KG	136,740	151,440
7206900000	IRON AND NONALLOY STEEL, PRIMARY FORMS NOT INGOTS	KG	1,437,321	1,318,686
7207110000	SMFD IOS NA U.25PCT CRBN REC/SQ CS WPTH UN 2X THNS	KG	21,001	6,300
7207190000	SMFD IRN/NAL STL LT 0.25 PCT CARBON CS NT RECT/SQR	KG	233,170	510,244
7207200000	SMFD IRN OR NONALLOY STL, .25 PCT OR MORE CARBON	KG	2,465,013	3,501,069
7208101500	FLAT ROLD IRON/STL >=600MM,PICKLED,PATTERNS RELIEF	KG	146,294	320,248
7208102500	FLAT RLD IRON/STL >=600MM,NT PICKLD,PATTERN RELIEF	KG	603,406	504,207
7208253000	FLAT RLD HI-STRENGTH STL COIL >=600MM PICKLED HOTR	KG	46,360	59,930
7208256000	FLAT RLD IRON/STL >=600MM,PICKLED,NOT CLAD,HOT RLD	KG	380,140	216,513
7208260030	FLT RLD HI-STRNGH STL >=600MM,=3<4.75MM THCK PCKLD	KG	1,427	28,038
7208270060	FLAT RLD IRON/STL >=600MM,<3MM THICK,PICKLED HOTRD	KG	245,533	151,166
7208360030	FLT RLD HI-STRNGH STL >=600MM,>10MM THCK,NT PICKLD	KG	115,703	63,326
7208370060	FLAT RLD IRON/STL >=600MM,=4.75MM<=10MM THICK,HOTR	KG	21,196	13,081
7208390015	FLAT ROLL HI-STRNGH STL >=600MM,<3MM THICK, HOT-RL	KG	27,726	33,430
7208390050	FLT RLD IRON/STL >=600MM,<3MM THICK,NOT CLAD,HOTRL	KG	131,272	63,382
7208400000	FLAT RLD IRON/STL >=600MM,PATTERNS IN RELIEF,HOTRL	KG	106,953	63,881
7208510050	FLAT RLD IRON/STL >=600MM,>10MM THICK,HOTRLD,NESOI	KG	20,303	9,420
7208540000	FLAT RLD IRON/STL >=600MM,<3MM THCK,NOT COAT,HOTRL	KG	6,218	2,798
7208900000	FLAT RLD IRON/STL >=600MM,NOT COATED,HOT RLD,NESOI	KG	282,923	172,082
7209150000	FLAT RLD IRON/STL COIL >=600MM,>=3MM THCK,COLD-RLD	KG	268,736	215,564
7209186000	FLAT RLD IRON/STL >=600MM,NOT CLAD,COLD-ROLL,NESOI	KG	294,539	138,331
7209900000	FLAT ROLLED IRON/STL >=600MM,NOT CLAD,NOT COLD-RLD	KG	244,216	330,993
7210110000	FLT RLD IRON/STL >=600MM,COATED W TIN,>=0.5MM THCK	KG	108,890	130,529
7210300060	FLAT RLD IRON/STL >=600MM,ELECTROLYTIC PLATED ZINC	KG	18,145	26,740
7210410000	FLAT RLD IRON/STL >=600MM,CORRUGATED,PLATED W ZINC	KG	30,600	14,688
7210490030	FLAT ROLL HI-STRENGTH STL >=600MM,ZINC PLATED,NESOI	KG	13,881	23,045
7210490090	FLAT RLD IRON/STL >=600MM,ZINC PLATED/COATED,NESOI	KG	510,790	371,528
7210500000	FLT RLD IRON/STL >=600MM,CHROMIUM OXIDE PLATE/COAT	KG	237,641	166,985
7210610000	FLT RLD IRON/STL >=600MM,ALUMINUM-ZINC ALLOY PLATE	KG	24,299	35,227
7210690000	FLAT ROLD IRON/STL >=600MM,ALUMINUM PLATED/COATED	KG	275	3,213
7210700000	FLAT RLD IRON/STL >=600MM,COATED/PAINTED W PLASTIC	KG	7,230	39,253
7210905000	FLAT ROLLED IRON/STEEL >=600MM,COATED/PLATED,NESOI	KG	1,109	10,115
7211197050	FLAT ROLLED IRON/STL <600MM,NOT CLAD,HOT-RLD,NESOI	KG	26,814	100,543
7211900000	FLAT ROLLED IRON/STL <600MM, NOT CLAD/PLATE, NESOI	KG	7,773	33,790
7212100000	FLAT ROLLED IRON/NONALLOY STL <600MM, PLATED W TIN	KG	6,090	7,895
7212200000	FLAT RLD IRON/STL <600MM,ELECTROLYTIC PLATE W ZINC	KG	2,357	3,885
7212300000	FLAT-ROLL IRON/STL <600MM,PLATED/COAT W ZINC,NESOI	KG	875	4,063
7212600000	FLAT-ROLLED IRON/NONALLOY STEEL <600MM, CLAD,NESOI	KG	1,927	6,068
7213100000	CONCRETE REINFORCING STL BARS&RODS,HOT-ROLL,COILS	KG	2,974,651	4,394,406
7213200000	BAR&ROD FREE-CUTTING IRON/STL,HOT-RLD,IRREGULA COIL	KG	14,883	15,178

TABLE 1 - SHIPMENTS OF MERCHANDISE FROM THE UNITED STATES TO PUERTO RICO,  
BY COMMODITY: FISCAL YEAR 2000

COMM-CODE	COMMODITY AND UNIT OF QUANTITY	QUANTITY	VALUE-\$
7213914500	BAR&ROD IRON/STL,DIAMETR <14MM,>=0.6% CARBON,HOTRL	KG 8,179	3,435
7213990000	BAR&ROD IRON/STL >=14MM DIAM,COIL,HOT-ROLLED,NESOI	KG 85,930	138,341
7214100000	BAR & ROD OF IRON/NONALLOY STEEL,FORGED/HOT-ROLLED	KG 50,436	95,530
7214200000	CONCRETE REINFORCING BAR & ROD IRON/STL, HOT-DRAWN	KG 10,065,111	2,893,353
7214300000	OTHER BARS & RODS OF FREE-CUTTING STEEL, HOT-DRAWN	KG 49,152	48,033
7214910015	BAR&ROD IRON/STL RECTNGLR X-SECT,<0.25%CARBON,HOTR	KG 38,819	16,354
7214990035	BAR & ROD IRON/STL, >=0.6% CARBON,HOT-ROLLED,NESOI	KG 16,390	17,126
7215100000	OTH BARS&RDS IRON/STL NALLOY,FREE-CUTTNG,COLD-FORM	KG 39,638	22,484
7215500015	OTH BARS&RDS IRON/STL,NALLOY COLD-FORM,WT<.25%CARB	KG 13,351	10,680
7215900000	OTHER BARS & RODS IRON/STEEL NONALLOY, NESOI	KG 812,355	650,777
7216100000	ANGLE,U,I,H SECT IRON/STL NALLOY,HOTROLL<80MM HIGH	KG 435,858	550,655
7216220000	ANGLES, T SECT IRON/STL NALLOY,HOT-ROLL <80MM HIGH	KG 153,051	70,403
7216310000	ANGLES,U SECT IRON/STL NALLOY, HOT-ROLL>=80MM HIGH	KG 168,179	117,384
7216320000	ANGLE,I SECT IRON/STL,HOT-ROLL>=80MM HI(STAN BEAM)	KG 351,477	260,258
7216330000	ANGLES,H SECT IRON/STL NALLOY,HOT-ROLL >=80MM HIGH	KG 1,737,704	1,224,026
7216500000	OTHER ANGLES,SHAPES,SECTS IRON/STL NALLOY HOT-ROLL	KG 7,900,375	4,033,110
7216690000	ANGL,SHAP,SECT IRON/STL CLD-WKD EXC FROM FLAT-ROLL	KG 22,987	41,917
7216910000	OTHER ANGLE,SHAPE,SECT IRON/STL,COLD-WRKD,FLATROLL	KG 222,654	382,469
7216990000	ANGLES, SHAPES, SECTIONS IRON/NONALLOY STEEL NESOI	KG 653,433	1,325,179
7217101510	WIRE,IRON/STL NALLOY <.25%CARBON NOT PLATED/COATED	KG 47,863	65,760
7217107510	WIRE IRON/STL NALLOY >=.6%CARBON NOT PLATED/COATED	KG 6,178	9,879
7217201010	WIRE IRON/STL NALLOY <.25% CARBN, PLAT/COAT W/ZINC	KG 15,908	16,187
7217205010	WIRE IRON/STL NALLOY >=.25<.6%CARBN,PLAT/COAT ZINC	KG 10,240	54,560
7217301010	WIRE IRON/STL<.25%CARBN CTD/PLAT,BASE METL NT ZINC	KG 109,521	89,715
7217309010	WIRE IRON/STL>=.6%CARB CTD/PLAT,BASE METL NOT ZINC	KG 75,013	95,664
7217900000	WIRE IRON/NONALLOY STEEL UNDER 0.25% CARBON, NESOI	KG 130,390	245,250
7218100000	STAINLESS STEEL INGOTS AND OTHER PRIMARY FORMS	KG 114,276	630,316
7218910000	SMFNSHD PROD,STAIN STL,RECTNGULR(NT SQR)CROS SECT	KG 177,172	208,411
7218990000	OTHER SEMIFINISHED PRODUCTS OF STAINLESS STEEL	KG 430,097	744,778
7219120000	FLAT ROL,STAINL STL>600MM HOT-ROL,COILS>=4.75<10MM	KG 4,281	39,676
7219130000	FLAT-ROLL,STAINL STL>600MM,HOT-ROL,COIL>=3MM<4.7MM	KG 62,488	190,877
7219140000	FLAT ROLL,STAINLES STL>600MM,HOT-ROL,COIL<3MM THCK	KG 2,086	6,566
7219230000	FLAT RL,STAINL STL>600MM,HOT ROL,NT COIL>=3<4.75MM	KG 6,649	28,583
7219310000	FLAT-ROLL,STAINLES STL>600MM COLD-ROLL>=4.75MM THK	KG 8,012	28,040
7219320000	FLAT-RL,STAINLES STL>600MM,COLD-RL>=3MM<4.75MM THK	KG 28,647	75,914
7219330000	FLAT-ROLL STAINLES STL>600M,COLD ROLL>1MM<3MM THCK	KG 99,772	243,752
7219900000	FLAT-ROLL STAINLESS STEEL >600MM WIDE, NESOI	KG 389,201	1,058,522
7220120000	FLAT-ROLL STAINLESS STL<600MM HOT-ROLL<4.75MM THCK	KG 2,686	21,950
7220200000	FLAT-ROLLED STAINLESS STL< 600MM WIDE, COLD-ROLLED	KG 1,356	13,971
7220900000	FLAT-ROLLED STAINLESS STEEL< 600MM WIDE, NESOI	KG 112,017	279,307
7221000000	BARS&RODS,STAINLESS STEEL,HOT-ROLL,IRREGULAR COILS	KG 13,072	50,446
7222110000	OTH BARS&RODS STAIN STL, HOT-ROLL, CIRC CROSS-SECT	KG 709	6,777
7222190000	OTH BAR&RODS,STAINL STL,HOT-ROL,NOT CIRC CROSS-SEC	KG 2,413	23,991
7222200000	OTH BARS & RODS, STAINLESS STEEL, COLD-FORM/FINISH	KG 1,312	17,496
7222300000	OTHER BARS AND RODS STAINLESS STEEL, NESOI	KG 19,143	51,689
7222400000	ANGLES, SHAPES, AND SECTIONS OF STAINLESS STEEL	KG 93,161	294,171
7223000000	WIRE OF STAINLESS STEEL	KG 610,464	8,112,702
7224100000	OTHER ALLOY STEEL, INGOTS AND OTHER PRIMARY FORMS	KG 33,419	43,715
7224900000	SEMIFINISHED PRODUCTS OF OTHER ALLOY STEEL	KG 629,258	762,807
7225190000	FLAT-RLD SILICON ELCTRCL STL>600MM NT GRAIN-ORIENT	KG 24,079	22,000
7225300000	FLAT-ROLL,OTH ALLOY STEEL>600MM WID,HOT-ROLL,COILS	KG 1,210,412	1,438,040
7225990000	FLAT-ROLLED, OTHER ALLOY STEEL> 600MM WIDE, NESOI	KG 330	17,500
7226110000	FLAT-ROL,SILICON ELCTRCL STEEL <600MM,GRAIN-ORIENT	KG 170,581	667,568
7226190000	FLT-ROL,SILICON ELCTRCL STL<600MM NOT GRAIN-ORIENT	KG 149,790	661,626
7226922000	FLAT-ROL,TOOL STL,NOT HI-SPEED,<600 MM WID,CLD-ROL	KG 4,034	15,647
7226990000	FLAT-ROLLED, OTHER ALLOY STEEL <600MM WIDE, NESOI	KG 109,251	337,575
7227100000	BARS & RODS, HIGH-SPEED STEEL,IRREG COILS,HOT-ROLL	KG 400,174	808,604
7227200000	BARS&RODS,SILICO-MANGNESE STL,IRREG COILS,HOT-ROLL	KG 2,844	5,436
7227900000	BARS&RODS,OTH ALLOY STL,HOT-ROLL,IRREG COILS,NESOI	KG 77,687	160,934
7228100000	OTHER BARS AND RODS OF HIGH-SPEED STEEL	KG 1,389	2,648
7228400000	OTHER BARS & RODS, OTHER ALLOY STEEL, FORGED	KG 127	2,802
7228505000	OTH BARS/RODS,OTH ALLOY STL,NOT TOOL STL,COLD-FORM	KG 15,420	225,000
7228601000	OTHER BARS/RODS, TOOL STEEL, NOT HIGH-SPEED, NESOI	KG 7,411	21,604
7228605000	OTH BARS/RODS,OTH ALLOY STEEL,NOT TOOL STL, NESOI	KG 563,838	678,581
7228700000	ANGLES, SHAPES AND SECTIONS OF OTHER ALLOY STEEL	KG 261,669	657,850
7228800000	HOLLOW DRILL BARS AND RODS, ALLOY/NALLOY STL,NESOI	KG 2,593	14,660
7229100000	WIRE OF HIGH-SPEED STEEL	KG 8,348	47,547
7229900000	WIRE OF OTHER ALLOY STEEL, NESOI	KG 147,460	352,995

TABLE 1 - SHIPMENTS OF MERCHANDISE FROM THE UNITED STATES TO PUERTO RICO,  
BY COMMODITY: FISCAL YEAR 2000

COMM-CODE	COMMODITY AND UNIT OF QUANTITY	QUANTITY	VALUE-\$
	ARTICLES OF IRON OR STEEL..... TOTAL		195,460,011
7301100000	SHEET PILING OF IRON OR STEEL KG	942,454	985,000
7301201000	ANGLES, SHAPES, SECTIONS, WLDDED, IRON OR NONAL STL KG	794,865	731,789
7301205000	ANGLES, SHAPES AND SECTIONS, WELDED, ALLOY STEEL KG	935,116	893,398
7302101020	NEW STNDRD T RAILS, IRON/NONALY STEEL OVER 30KG/M KG	347,968	425,675
7302101030	OTHER NEW RAILS OF IRON OR NONALLOY STEEL KG	2,091,715	1,597,051
7302101080	RAILS, USED, OF IRON OR NONALLOY STEEL EXCL SCRAP KG	105,836	69,250
7302105000	RAILS OF ALLOY STEEL KG	1,403,612	8,053,366
7302200000	SLEEPERS (CROSS-TIES) OF IRON OR STEEL KG	21,973	24,116
7302300000	SWTCHBLDS, X-ING FRGS, PT RDS AND OTH IOS XING PCS KG	5,132	22,624
7302900000	RAILWAY OR TRAMWAY TRACK CONSTR MATRL OF IOS NESOI KG	726,790	2,094,155
7303000030	SOIL PIPE OF CAST IRON KG	176,843	132,528
7303000060	PRESSURE PIPE, CAST IRON, INSDE DIAM LS THN 356 MM KG	2,208,290	1,564,765
7303000090	TUBES, PIPES AND HOLLOW PROFILES, CAST IRON, NESOI KG	4,510,455	3,809,317
7304101020	LINEPIPE FOR OIL/GAS, IRN/NAL ST, DIAM NOV 114.3MM KG	27,770	42,428
7304101050	OIL/GAS LINEPIPE, IRN/NAL ST, DIAM OV 114.3-406.4MM KG	94,209	77,706
7304101080	LINEPIPE FOR OIL/GAS, IRN/NAL STL, DIAM OV 406.4MM KG	22,265	24,283
7304105020	LINEPIPE FOR OIL/GAS, ALLOY STL, DIAM NOV 114.3 MM KG	27,222	65,244
7304105050	OIL/GAS LINEPIPE, AL ST, DIAM OV 114.3 NOV 406.4MM KG	1,604,399	1,933,880
7304105080	LINE PIPE FOR OIL/GAS, ALLOY STL, DIAM OV 406.4 MM KG	17	3,100
7304213000	OIL WELL DRILL PIPE, OF IRON OR NONALLOY STEEL KG	134,348	89,741
7304293055	OIL WELL CASING OF ALLOY STEEL KG	21,368	19,154
7304295000	OIL WELL TUBING OF IRON OR NONALLOY STEEL KG	5,593	9,031
7304296000	OIL WELL TUBING OF ALLOY STEEL KG	222,597	183,155
7304310000	OTH IOS NA PS TB HLW PFL SMLS CIR CS COLD-WRKD KG	67,820	441,765
7304390000	OTH IOS NA PS TB HLW PFL SMLS CIR CS NT CLD-WRKD KG	574,897	1,268,640
7304410000	OTH SS TB PS HLW PFL SMLS CIRC CS COLD-WRKD KG	1,327	12,595
7304490010	HOLLOW BARS, STNLS STL, SMLS, CIRC CS NES NT C-RLD KG	2,451	120,040
7304490040	OTH SS TB PS HP SMLS CIRC CS NT COLD-WRKD NT HLW B KG	25,088	52,643
7304510000	OTH TB PS HLW PFL ALY STL NT SS SMLS CIRC CS CD-WK KG	4,393	3,040
7304590000	OTH TB PS HP ALY STL NT SS SMLS CIRC CS NT CLD-WRK KG	402,613	627,150
7304904000	OTH TBS PS HLW PFL SMLS NT CIRC CS IRN O NAL STL KG	16,695	67,295
7304906000	OTH TBS PS HLW PFL SMLS NT CIRC CS ALLOY STEEL KG	1,144	12,375
7305111000	LN PP IOS NA LNGTD SBM ARC WLD DIAM 0406.4MM CIRC KG	2,409	12,000
7305314000	TUBES, PIPES NESOI, LONGITUDNLY WELDED IRN/NAL STL KG	296,404	261,518
7305316000	TUBES, PIPES NESOI LONGITUD WELDED OF ALLOY STEEL KG	23,322	120,578
7305391000	TUBES, PIPES NESOI, WLD NOT LONGIT, IRN/NAL STL KG	52,031	65,752
7305395000	TUBES, PIPES NESOI, WLD NOT LONGITUD, ALLOY ST KG	218	4,590
7305901000	OTH TUBES, PIPES NESOI RIVETED ETC NT WLD IR/NALST KG	46,250	88,443
7305905000	OTH TUBES, PIPES NESOI RIVETED ETC NT WLD AL KG	1,698,389	2,420,605
7306101000	LINE PIPE IRON OR NONALLOY STEEL NT SMLS NESOI KG	2,948	25,793
7306202500	CASING OF ALLOY STEEL NOT SEAMLSS NESOI KG	4,114	20,992
7306206000	TUBING OF IRON OR NONALLOY STEEL NT SMLS NESOI KG	766,679	552,715
7306208000	TUBING OF ALLOY STEEL NOT SEAMLSS NESOI KG	550,352	572,916
7306301000	OTH TUBES ETC NES CIRC WLD NAS WLS LSTH 1.65MM THK KG	35,938	36,479
7306301550	PS TBS HPFLS IOS NA WLD CCS WALLS 1.65MM THK; ETC KG	348,704	421,814
7306302000	OTH PS TB HPFLS IOS NAL WLD CCS GLV WLS 1.65MM,ETC KG	6,639	9,853
7306304000	OTH PS TB HPFLS IOS NA WLD CIRC CS NT GALV, ETC. KG	2,286	2,595
7306306000	OTH PS TB HPFL IOS NA WLD CCS,ETC,OD 114.4-406.4MM KG	59,336	105,390
7306401000	OTH TUBES ETC WLD CIRC STNLS STL WLS LT 1.65MM TH KG	268,283	1,392,088
7306405000	OTH PS TB HPFLS WLD CIRC CS SSTL WLLS 1.65MM AO TH KG	30,170	150,414
7306501000	OTH TUBES ETC NES WLD CIR ALY STL NT ST WLS LT1.65 KG	20	4,423
7306504500	OTH PS TB HP WD CRC CS ALY STL NT SS WLS 1.65MM AO KG	205,821	222,697
7306602500	OTH PS TB HP WLD NONCRC CS IRN A NONALLY STEEL KG	272,651	134,263
7306606500	OTH PS TB HP WLD NONCRC CS ALLOY STEEL KG	308,741	293,063
7306901000	OTH TUBES ETC, NESOI, OF IRON OR NONALLOY STEEL KG	91,639	205,038
7306905000	OTH TUBES ETC, NESOI, OF ALLOY STEEL KG	63,762	57,523
7307110030	FITTINGS, NONMALBLE CAST IRON FOR THREADED PIPE KG	120,629	512,530
7307110045	FITTINGS NONMALBLE CAST-IRN FOR CST-IRON SOIL PIPE KG	4,439	17,829
7307110060	CAST FITTINGS OF NONMALLEABLE CAST IRON NESOI KG	860,822	1,043,359
7307193000	DUCTILE FITTINGS OF IRON OR STEEL, CAST KG	175,335	853,322
7307199030	UNIONS, PIPE, OF IRON OR STEEL, CAST KG	342,709	399,821
7307199090	OTHER CAST FITTINGS, NESOI, OF IRON OR STEEL KG	7,307,524,608	760,115
7307210000	STAINLESS STEEL FLANGES KG	7,715	95,368
7307221000	STAINLESS STEEL SLEEVES (PIPE COUPLINGS) KG	5,769	353,144
7307225000	STAINLESS STEEL PIPE ELBOWS AND BENDS KG	13,844	149,229
7307230000	STAINLESS STEEL TUBE OR PIPE BUTT WELDING FITTINGS KG	11,037	194,744
7307290000	STAINLESS STEEL TUBE OR PIPE FITTINGS NESOI KG	285,223	1,271,979

TABLE 1 - SHIPMENTS OF MERCHANDISE FROM THE UNITED STATES TO PUERTO RICO,  
BY COMMODITY: FISCAL YEAR 2000

COMM-CODE	COMMODITY AND UNIT OF QUANTITY	QUANTITY	VALUE-\$
7307912000	FLANGES OF IRON OR NONALLOY STEEL	KG 240,050	1,356,367
7307914000	FLANGES OF ALLOY STEEL NOT STAINLESS	KG 83,424	360,095
7307923010	SLEEVES (PIPE COUPLINGS) OF IRON OR NONALLOY STEEL	KG 6,062	69,612
7307923030	SLEEVES (PIPE COUPLINGS), ALLOY STEEL EXC STAINLESS	KG 2,756	212,899
7307929000	THREADED ELBOWS AND BENDS OF IOS (EXC SS CSTIR)	KG 191,678	614,436
7307931000	BUTT WELDING FITTINGS OF IRON OR NONALLOY STEEL	KG 23,824	57,145
7307932000	BUTT WELDING FITTINGS OF ALLOY STEEL NOT STAINLESS	KG 69,302	445,179
7307992000	OTHER FITTINGS NESOI OF IRON OR NONALLOY STEEL	KG 34,773	140,574
7307994000	OTHER FITTINGS NESOI OF ALLOY STEEL NOT STAINLESS	KG 38,215	658,568
7308100000	BRIDGES AND BRIDGE SECTIONS OF IRON OR STEEL	KG 467,608	800,367
7308200000	TOWERS AND LATTICE MASTS OF IRON OR STEEL	KG 3,135,098	2,877,022
7308300000	DRS, WNDWS A FRMS A THRSHLDS FR DRS, IRON OR STEEL	KG 2,254,008	5,464,477
7308400000	EQUIP SCAFFLDNG SHUTTRNG PROPPNG O PIT-PROPPNG IOS	KG 687,298	1,548,180
7308901000	CLMNS PLLRS PSTS BMS GRDRS A SMLR STCTRS, IRN O ST	KG 5,350,214	7,890,796
7308909030	SHEET-METAL ROOFNG SIDING FLRING ETC, IRON OR STEL	KG 985,305	1,788,216
7308909060	ARCHITECTURAL AND ORNAMENTAL WORK, IRON OR STEEL	KG 13,676	82,306
7308909090	STRUCTURES AND PARTS ETC NESOI IRON OR STEEL	KG 19,953,710	27,487,143
7309000030	TANKS, IOS CAP OV 300L NT INS NT MCH THRML NF GAS	NO 5,240	5,562,340
7309000090	RESVRS VTS A SIM CNTNRS IOS CAP OV 300L NF GASES	NO 11,391	5,185,055
7310100010	EMPTY STL DRMS A BBLS CAP OVR 50L, UND 300 LTRS	NO 96,282	1,745,102
7310100050	TANKS CASKS CANS BOXES ETC NES IR/ST CAPAC 50-300L	X	4,195,012
7310210000	CANS TO BE SOLDERED/CRIMPED CLOSED IR/ST UN 50 LTR	NO 2,774,325	1,084,294
7310290000	TANKS CSKS DRMS CNS BXS ETC IOS NESOI UND 50 LTR	NO 256,868	4,498,452
7311000000	CONTNRS FR CMPRSSD O LQFD GAS OF IRON O STEEL	NO 16,607	898,211
7312102500	STRND WR IOS FTD W FTTNGS OR MD UP INTO ARTCLS	KG 126,995	210,024
7312103015	STRANDED WIRE FOR PRESTRESSNG CONCRETE IRN/ST EXSS	KG 673,916	768,869
7312103500	STRANDED WIRE OF IRON OR STEEL, NESOI	KG 1,608,295	1,469,289
7312105500	RPS CBL CRDG NT STRD WR IOS FTD/FTNGS O MD TO ARTC	KG 37,774	69,048
7312108500	RPS CBL CRDG NT STRD WR NESOI O IRN O STL	KG 204,439	685,597
7312900000	PLAITED BANDS, SLINGS ETC, IRON OR STEEL NESOI	KG 98,505	269,633
7313000000	BARBED WIRE AND TWISTED WIRE FOR FENCING, IRON/STL	KG 8,383,775	3,745,690
7314120000	ENDLESS BANDS OF STAINLESS STEEL	M2 108,266	1,067,040
7314130000	ENDLSS BNDS,WOVN IRON/STEEL WIRE CLTH,NT STAINLESS	M2 413	4,208
7314140000	OTHER PRODUCTS OF WOVEN STAINLESS STEEL CLOTH	M2 1,478	10,911
7314190000	OTH PRODCTS OF WVN IRN/STEEL WIRE CLTH,NT STAINLSS	M2 94,621	928,403
7314200000	GRILL NETTING FENCING WLD IR/ST WR 3MMCS 100CM2MSH	KG 278,623	449,328
7314310000	OTH GRLL NTTNG A FNCNG WLDD AT INTRST GALVNZED ST	KG 50,407	70,000
7314390000	OTH GRLL NTTNG A FNCNG WLDD AT INTRST IOS NT GLVN	KG 9,631	10,017
7314410000	OTH GRILL, NETTG FNCG IOS CTD/PL W ZN NESOI NT WLD	KG 12,280	13,090
7314420000	GRILL NETTING FENCING, PLASTIC COATED IOS WR NESOI	KG 312	2,954
7314490000	OTH GRILL, NTTNG OR FNCNG NESOI OF IRON OR STEEL	KG 64,086	120,254
7314500000	EXPANDED METAL, IRON OR STEEL	M2 13,414	93,039
7315110000	ROLLER CHAIN OF IRON OR STEEL	KG 43,804	215,958
7315120000	ARTCLTD LNK CHAIN NT RLLR CHAIN, IRON OR STEEL	KG 13,949	75,087
7315190000	PARTS OF ARTICULATED LINK CHAIN OF IRON OR STEEL	KG 170,277	687,445
7315200000	SKID CHAIN OF IRON OR STEEL	KG 4,338	7,200
7315810000	STUD LINK CHAIN OF IRON OR STEEL	KG 904	4,482
7315822000	WELDED LINK CHAIN OF ALLOY STEEL, NESOI	KG 8,267	65,462
7315826000	WELDED LINK CHAIN OF IRON OR NONALLOY STEEL NESOI	KG 169,802	394,310
7315890000	OTH CHAIN NT WLDD LNK NESOI IRON OR STEEL	KG 54,811	462,836
7315900000	PARTS OF IRN/STL CHAIN EXC ARTICULATED LINK CHAIN	KG 10,332	68,564
7316000000	ANCHORS, GRAPNELS AND PARTS THEREOF, OF IRON/STEEL	X	157,106
7317001000	THUMB TACKS, IRON OR STEEL, INC W OTH MATER HEADS	KG 994	5,197
7317009000	NAILS A SMLR ART IOS EXCPT WTH HDS OF COPPER	KG 987,273	1,752,458
7318110000	COACH SCREWS, THREADED, OF IRON OR STEEL	KG 53,807	320,056
7318120000	OTHER WOOD SCREWS OF IRON OR STEEL, THREADED	KG 706	21,514
7318130000	SCREW HOOKS AND SCREW RINGS OF IRON OR STEEL	KG 11,173	165,961
7318140000	SELF-TAPPING SCREWS OF IRON OR STEEL	KG 20,447	203,449
7318152000	BOLTS W/O THEIR NUTS O WSHRS, OF IRON OR STEEL	KG 1,277,329	4,647,757
7318155000	STUDS OF IRON OR STEEL, THREADED	KG 95,562	123,026
7318159000	THREADED FASTENERS NESOI OF IRON OR STEEL	KG 300,080	2,019,015
7318160000	NUTS OF IRON OR STEEL	KG 52,078	254,555
7318190000	THREADED ARTICLES OF IRON OR STEEL, NESOI	KG 204,843	1,366,889
7318210000	SPRING WASHERS AND OTH LOCK WASHERS, IRON OR STEEL	KG 9,733	108,627
7318220000	WASHERS OTHER THAN LOCK WASHERS, IRON OR STEEL	KG 63,564	258,148
7318230000	RIVETS OF IRON OR STEEL	KG 2,849	168,952
7318240000	COTTERS AND COTTER PINS, OF IRON OR STEEL	KG 7,031	39,129
7318290000	OTH NON-THREADED ARTICLES (FASTNRS) IRN/STL NESOI	KG 126,271	768,344
7319100000	SEWING, DARNING OR EMBROIDERY NEEDLES, IRON OR STL	X	490,241

TABLE 1 - SHIPMENTS OF MERCHANDISE FROM THE UNITED STATES TO PUERTO RICO,  
BY COMMODITY: FISCAL YEAR 2000

COMM-CODE	COMMODITY AND UNIT OF QUANTITY		QUANTITY	VALUE-\$
7319300000	PINS OF IRON OR STEEL NESOI	X		1,257,838
7319900000	KNITTING NEEDLES AND SIMILAR ARTICLES, IRN/STL NES	X		120,443
7320100000	LEAF SPRINGS AND LEAVES THEREFOR, OF IRON OR STEEL	KG	72,481	75,021
7320201000	HELICAL SPRINGS SUITBLE FR MOTOR-VEHCL SUSP IR/STL	KG	7,698	57,690
7320205000	HELICAL SPRINGS NT FR MOTOR-VEHCL SUSP IRON OR STL	KG	29,601	255,211
7320901000	HAIRSPRINGS OF IRON OR STEEL	KG	8,053	108,748
7320905030	SPRINGS OF IRON OR STEEL WIRE, NESOI	KG	291,967	489,903
7320905060	SPRINGS OF IRON OR STEEL, OTHER THAN OF WIRE NESOI	KG	116,480	723,326
7321111000	PORTBL COOKNG APPLNCS AND PLTE WMRS IOS FR GASFUEL	NO	142	38,207
7321115000	NONPORTBL COOKNG APPLNCS AND PLTE WMRS IOS FOR GAS	NO	3,910	590,419
7321120000	COOKNG APPLNCS AND PLT WRMRS, IRN/STL FOR LIQ FUEL	NO	1,469	22,074
7321130050	CKNG APPLNCS PLT WRMRS PTBL SLD FUEL,IRON OR STEEL	NO	68	20,547
7321810000	NONELC DOM APPL NESOI IOS GAS OR GAS A OTH FUEL	NO	1,491	146,692
7321820000	NONELC DOM APPL NESOI IOS LIQUID FUEL	NO	2,134	13,223
7321906050	PARTS IOS FOR NONELCTRC CKNG APPL A FOR PLT WRMRS	X		72,477
7321906080	PARTS IOS FOR NONELCTRC CKNG APPL, NESOI	X		228,898
7322110000	RADIATORS FOR CENTRL HTNG AND PARTS, CAST IRON	X		63,737
7322190000	RADIATORS FOR CNTRL HTNG AND PARTS, IOS EXC CSTIRN	X		7,911
7322900000	AIR HTRS A HOT AIR DIST NT ELEC HTD WFAN, PRTS IOS	X		224,318
7323100000	IOS WOOL, SCOURING PADS, GLOVES ETC, IRON OR STEEL	KG	138,172	448,810
7323910000	TBL KTCHN OTH HH ARTCLS A PTS CST IRN NT ENMLD	X		1,106,042
7323920000	OTH TBL, KITCH, HSHLD ARTIC, ENAM CST IRN A PARTS	X		3,407
7323930010	STAINLESS STEEL COOKING AND KITCHENWARE	NO	65,960	3,640,163
7323930080	TBL KTCHN OTH HH ARTCLS A PTS NESOI OF STNLS STEEL	KG	122,940	1,080,767
7323940000	HH ARTCS A PTS NESOI ENMLD IRN NT CST STL NT STNLS	NO	4,718	57,796
7323990000	HH ARTCS/PTS NESOI NT ENMLD IRN NT CST STL NT STLS	X		581,094
7324100000	SINKS AND WASH BASINS OF STAINLESS STEEL	NO	31,690	1,435,475
7324210000	CAST IRON BATHS ENAMELED OR NOT	NO	1,638	102,080
7324290000	BATHS OF IRON OR STEEL, OTHER THAN CAST IRON	NO	18,736	1,010,489
7324900000	OTHER SANITARY WARE, INCLUDING PARTS, IRN/ST NESOI	X		412,022
7325100000	CAST ARTICLES NESOI OF NONMALLEABLE CAST IRON	KG	18,263	34,676
7325990000	CAST ARTICLES OF IRON OR STEEL NESOI	KG	251,673	1,361,751
7326110000	GRNDNG BLS A SIM ARTIC FR MILLS FRGD/STMPD OF IOS	KG	26,339	67,762
7326190000	OTH ARTIC IOS FRGD OR STMPD, NT FURTH WRKD, NESOI	KG	671,024	4,189,525
7326200000	ARTICLES OF IRON OR STEEL WIRE NESOI	X		1,888,849
7326901000	OTHER ARTICLES OF TINPLATE, NESOI (NOT HOUSEHOLD)	X		25,655,980
7326903500	CONTAINERS, PERSONAL, IRON OR STEEL	DOZ	9,632	54,321
7326906000	OTH ARTIC IOS, CTD OR PLTD W PREC METAL, NESOI	X		402,562
7326908505	RODS FOR ELECTRICAL GROUNDNG	KG	8,233	40,029
7326908530	HANGERS A SIM SUPPRTS FOR TUBES A PIPES, IRN/STEEL	KG	26,690	260,842
7326908560	LADDERS OF IRON OR STEEL	NO	4,129	143,226
7326908595	OTHER ARTICLES OF IRON OR STEEL NOT WIRE NESOI	KG	3,181,000	8,815,369
	COPPER AND ARTICLES THEREOF.....	TOTAL		25,719,547
7401100000	COPPER MATTES	CKG	104,997	482,584
7402000000	UNREFND CPPR; CPPR ANODS F ELCTROLTC REFINING	KG	11,330	17,447
7403120000	REFINED COPPER WIRE BARS, UNWROUGHT	KG	3,750	9,621
7403190000	UNWROUGHT REFINED COPPER NESOI	KG	988	5,356
7403210000	UNWROUGHT COPPER-ZINC BASED ALLOYS (BRASS)	KG	1,525	9,420
7403220000	UNWROUGHT COPPER-TIN BASED ALLOYS (BRONZE)	KG	7,203	22,260
7403230000	UNWROUGHT NICKEL SILVER A CUPRO-NICKEL BASE ALLOYS	KG	1,540	4,079
7403290000	UNWROUGHT COPPER ALLOYS, NESOI	KG	44,521	162,408
7404000020	WASTE AND SCRAP OF REFINED COPPER	KG	1,140	7,250
7404000045	BRASS WASTE AND SCRAP OVER 0.3 PERCENT LEAD	KG	36,601	71,237
7404000080	OTHER COPPER ALLOY WASTE AND SCRAP, NESOI	KG	5,431	28,358
7405000000	MASTER ALLOYS OF COPPER	KG	1,627	14,461
7406200000	COPPER POWDERS OF LAMELLAR STRUCTURE; FLAKES	KG	936	3,086
7407100000	BARS, RODS AND PROFILES OF REFINED COPPER	KG	24,016	109,199
7407210000	BARS, RODS AND PROFILES OF BRASS (CU-ZN BASE ALYS)	KG	5,923	42,581
7407290000	BARS RODS PROFILES OF OTHER COPPER ALLOYS, NESOI	KG	17,131	54,663
7408113000	REF CU WIRE, MX CRS SCTN DIM OV 9.5MM	KG	206,467	1,008,936
7408116000	RF CU WIRE, MAX CRSS-SCTNL DIMEN OV 6MM TO 9.5MM	KG	167	5,421
7408190000	REF CU WIRE W MAX CRS-SCTN UNDER 6 MM	KG	537,075	2,359,439
7408210000	WIRE OF COPPER-ZINC BASE ALLOYS (BRASS)	KG	17,637	107,782
7408220000	WIRE OF CUPRO-NICKEL OR NICKEL-SILVER BASE ALLOYS	KG	22,379	108,188
7408290000	WIRE OF OTHER COPPER ALLOYS, NESOI	KG	37,291	199,141
7409110000	PLTS SHEETS STRP REFND COPPR OV.15MM THCK, COILS	KG	27,848	134,894
7409190000	PLATES SHEETS STRP REFIN COPPR OV.15MM TH NT COIL	KG	27,208	65,312

TABLE 1 - SHIPMENTS OF MERCHANDISE FROM THE UNITED STATES TO PUERTO RICO,  
BY COMMODITY: FISCAL YEAR 2000

COMM-CODE	COMMODITY AND UNIT OF QUANTITY	QUANTITY	VALUE-\$
7409210000	PLATES SHEETS STRIP OF BRASS OV.15MM THCK IN COILS	KG 9,221	180,147
7409290000	PLATES SHEETS STRIP OF BRASS OV.15MM THCK NT COILS	KG 2,680	52,078
7409310000	PLATES SHEETS STRP, BRONZE, OV .15MM THCK, COILS	KG 290	14,269
7409390000	PLATES SHEETS STRIP, BRONZE OV .15MM TH NT COILS	KG 2,568	15,703
7409400000	PL SH STR OF CUPRO-NCKL OR NICKEL SILVER	KG 3,756	60,340
7409900000	PLATES SHEETS STRIP OTH COPPER ALLOYS OV .15MM THK	KG 1,143	12,286
7410110000	COPPER FOIL, NOT BACKED, OF REFINED COPPER	KG 8	2,700
7410120000	COPPER ALLOY FOIL, NOT BACKED, NOT OVER 0.15MM THK	KG 190	2,920
7410213000	COPPER CLAD LAMINATES	M2 16,521	111,315
7410216000	FOIL OF REFINED COPPER, BACKED	KG 1,972	31,392
7410220000	COPPER FOIL, BACKED, OF COPPER ALLOYS	KG 424	4,667
7411101000	TUBES AND PIPES OF REFINED COPPER, SEAMLESS	KG 340,811	1,110,128
7411105000	TUBES AND PIPES OF REFINED COPPER EXC SEAMLESS	KG 377,865	750,391
7411211000	TUBES AND PIPES OF BRASS, SEAMLESS	KG 576	2,820
7411215000	TUBES AND PIPES OF BRASS, EXCEPT SEAMLESS	KG 47,134	181,299
7411220000	TUBES A PIPS OF CUPRO-NIKL OR NICKEL-SILVER	KG 1,943	22,817
7411291000	PIPES AND TUBES OF COPPER ALLOYS, NESOI, SEAMLESS	KG 84,102	487,600
7411295000	PIPES AND TUBES OF COPPER ALLOY NESOI NOT SEAMLESS	KG 103,195	261,381
7412100000	FITTINGS, PIPE AND TUBE OF REFINED COPPER	KG 45,141	317,769
7412200000	COPPER ALLOY TUBE OR PIPE FITTINGS	KG 1,668,117	5,319,069
7413001000	STR WIRE CU NT INS NT FTD W FTGS A NT MD INTO ARTL	KG 170,775	1,261,314
7413005000	CABLE, ETC NESOI OF CU NT INS NT MD INTO ARTCLS	KG 651,312	3,834,003
7413009000	STR W ETC OF CU NT INS; W FTTGS OR MDE INTO ARTCLS	KG 23,922	293,860
7414200000	CLOTH OF COPPER WIRE	KG 887	16,021
7414900000	OTH CU WIRE CLTH GRLL & NTTNG; EXPANDED MTL OF CU	KG 27,861	113,973
7415100000	CU NLS TCKS DRW PNS STAPLES A SIM ART OR W CU HDS	KG 12,491	76,743
7415210000	COPPER WASHERS INCLUDING SPRING WASHERS NOT THREAD	KG 220	17,581
7415290000	CU SCRWS NTS BLTS RVTS OTH FSTNRS NOT THREADED	KG 18,894	540,839
7415320000	OTHER COPPER SCREWS (NOT FOR WOOD) BOLTS AND NUTS	KG 45,684	115,494
7415390000	OTHER THREADED FASTENERS NESOI OF COPPER	KG 1,752	61,397
7416000000	COPPER SPRINGS	KG 7,111	248,457
7417000000	COOKNG A HEATNG AP DOMST N-ELCTRC A PTS THF COPPER	KG 670	3,508
7418110000	COPPER POT SCOURERS,SCOURING/POLISHING PADS, ETC.	KG 1,264	14,911
7418190000	OTHR COPPER TABLE,KITCHEN & HOUSEHOLD WARE & PARTS	KG 880	8,425
7418200000	SANITARY WARE AND PARTS THEREOF, OF COPPER	KG 116,444	282,823
7419100000	COPPER CHAIN AND PARTS THEREOF	KG 17,056	28,741
7419910010	BRS PLMBG GDS NESOI CST STMPD FRGD NT FRTHR WORKED	KG 425,716	1,921,970
7419910050	ART CU NESOI CST STMPD MLD FRGD NT FRTHR WORKED	KG 276,313	1,957,171
7419991500	CNTNRS PERSONAL TYPE, OF COPPER	DOZ 711	17,824
7419995010	BRASS PLUMBING GOODS NESOI	KG 153,346	645,195
7419995500	OTHER ARTICLES OF COPPER, NESOI	KG 81,587	285,083
NICKEL AND ARTICLES THEREOF..... TOTAL		1,281,916	5,636,274
7501100000	NICKEL MATTES	KG 5,295	6,500
7501200000	NI OX SNTRS A OTH INT PRDS OF NI MTLGRY	KG 892	5,176
7505110000	NICKEL BARS, RODS AND PROFILES, NOT ALLOYED	KG 437	33,918
7505120000	BARS, RODS AND PROFILES OF NICKEL ALLOYS	KG 26	6,604
7505210000	WIRE OF NICKEL, NOT ALLOYED	KG 88	3,133
7505220000	WIRE OF NICKEL ALLOYS	KG 18,586	4,032,138
7506101500	PLATES, SHEETS AND STRIP OF NICKEL, NOT ALLOYED	KG 61,429	59,806
7506105000	FOIL OF NICKEL, NOT ALLOYED	KG 74,412	72,895
7506201500	PLATES, SHEETS AND STRIP OF NICKEL ALLOYS	KG 5,625	50,058
7506205000	FOIL, NICKEL ALLOY	KG 820,589	815,669
7507110000	PIPES AND TUBES OF NICKEL, NOT ALLOYED	KG 983	2,881
7507120000	PIPES AND TUBES OF NICKEL ALLOYS	KG 1,501	16,214
7507200000	TUBE OR PIPE FITTINGS OF NICKEL	KG 2,401	162,962
7508100000	CLOTH, GRILL AND NETTING OF NICKEL WIRE	KG 24,315	30,000
7508900000	OTHER ARTICLES OF NICKEL, NESOI	KG 265,337	338,320
ALUMINUM AND ARTICLES THEREOF..... TOTAL			87,534,579
7601100000	UNWROUGHT ALUMINUM, NOT ALLOYED	KG 39,687	124,922
7601209030	UNWROUGHT ALUMINUM VANADIUM MASTER ALLOY	KG 744	9,675
7601209045	OTH UNW AL ALLOY OF UNIFM C-S THRU IT LNTH NT COIL	KG 20,365	15,274
7601209075	ALUM AL REMLT SCRP INGT	KG 100,163	167,100
7601209500	OTHER UNWROUGHT ALUMINUM ALLOYS, NESOI	KG 298,319	465,636
7602000090	AL WASTE AND SCRAP OTHER THAN USED BEV CONT SCRAP	KG 73,892	237,208
7604101000	ALUMINUM PROFILES NOT ALLOYED	KG 429,670	1,031,577

TABLE 1 - SHIPMENTS OF MERCHANDISE FROM THE UNITED STATES TO PUERTO RICO,  
BY COMMODITY: FISCAL YEAR 2000

COMM-CODE	COMMODITY AND UNIT OF QUANTITY		QUANTITY	VALUE-\$
7604103010	AL BAR, ROD, NT ALOY RND C-S OTSD DIA OF LES THN 1	KG	24,989	94,651
7604103050	AL BAR, ROD, NT ALOY RND C-S OTSD DIA OF 10MM OR M	KG	1,875,664	6,053,559
7604105030	AL BR-RD NT AL HA OT TH R C-S W MX C-S D I L T 10MM	KG	19,862	117,200
7604105060	AL BR-RD N AL HA OT TH R C-S W M C-S D 10MM O MORE	KG	1,129	10,278
7604210000	ALUMINUM ALLOY HOLLOW PROFILES	KG	88,680	1,074,654
7604291000	ALUMINUM ALLOY PROFILES NOT HOLLOW	KG	493,679	2,692,573
7604293010	AL ALY BR-RD HA RD C-S WI OTSI DIA OF LES TH 10MM	KG	1,522	3,640
7604293050	AL ALY BR-RD HA RD C-S WI OTSI DIA OF 10MM OR MORE	KG	6,212	13,572
7604295030	ALM AL BR RDS NT R CRS MX DM UN 10MM	KG	540	6,749
7604295060	AL ALY HA OT TH RD C-S W MX C-S DIM OF 10MM OR MOR	KG	8,165	49,000
7605110030	AL WIR NT ALY OF WHI TH MAX C-S DIM EXCEEDS 9.5MM	KG	33,006	487,634
7605110090	AL WIR NT ALY OF WHI TH MAX C-S DIM IS 7-9.5MM	KG	9,940	32,367
7605190000	AL WIR NT ALY OF WHI TH MAX C-S DIM IS 7MM OR LESS	KG	442,119	520,000
7605290000	AL WIR NT ALY OF WHI TH MAX C-S DIM IS 7MM OR LSS	KG	6,174	12,540
7606113030	ALUM PLT SHT STRP REC/SQ NAL NT CLD OV 6.3MM THCK	KG	94,105	961,307
7606113060	ALUM PLT SHT STRP REC/SQ NAL NT CL OV.2-6.3MM THK	KG	3,620,614	7,999,851
7606116000	ALUM PLT SHT STRP REC O SQR NT ALY CLAD OV .2MM TH	KG	6,485	42,751
7606123030	ALUM PLT SHT STRP REC O SQR ALY NT CL OV 6.3MM THK	KG	5,200	17,322
7606123070	PLTS SHT STRP ALUM ALYS RECT/SQR NCLD OV.2-6.3MM T	KG	31,841	146,439
7606126000	AL PLA SHE A STR REC IN SQ ALLOY CLAD OV 0.2MM THK	KG	5,661	33,816
7606910010	CIRCLES A DISCS, ALUM NT ALLOYED OV 6.3MM THICK	KG	302,321	1,381,455
7606910050	OTH PLATES, SHTS A STRP ALUM NT ALY OV 6.3MM THCK	KG	980	13,904
7606910090	OTH NONRECT PLTS SHTS A STRP ALUM NT ALY 6.3MMOL T	KG	17,409	57,936
7606920050	OTH NONRECT PLTS SHTS STRP ALUM ALYS OV 6.3MM THCK	KG	1,018	4,488
7606920090	OTH NONRECT PLTS SHTS STRP ALUM ALYS 6.3MM O LS TH	KG	66,567	398,987
7607113000	AL FOIL NT BKD RLD NT OV 0.01MM THK	KG	322,412	972,293
7607116000	AL FL NT BCKD ETC OV 0.01MM BT NT OV 0.15 THCK	KG	606,376	2,222,378
7607119000	ALUM FOIL NT BCKD NT OV 0.2MM THK NESOI	KG	922,195	2,138,163
7607190000	ALUMINUM FOIL NOT BACKED NOT OVR .2MM THCK, WORKED	KG	302,674	807,568
7607200000	ALUMINUM FOIL NOT OVER 0.2MM THICK, BACKED	KG	1,373,016	4,899,518
7608100030	ALUM TUBES AND PIPES NOT ALLOY SEAMLESS	KG	1,444	11,757
7608100090	AL TBS A PPS EXC SMLSS NT ALLOYED	KG	252,945	1,825,151
7608200030	TUBES AND PIPES, ALUMINUM ALLOY, SEAMLESS	KG	4,852	82,586
7608200090	TUBES AND PIPES ALUM AL EXCPT SEAMLESS	KG	29,865	205,053
7609000000	ALU TUB OR PIP FIT (COUPLINGS ELBOWS SLEEVES)	KG	29,037	428,683
7610100000	ALU DOR WIN AND THEIR FRA AND THRES FOR DOORS	KG	2,077,913	4,676,059
7610900020	OT AL SHT-MET ROOF SID FLR AND RF GUT A DRA EQUIP	KG	369,840	1,052,942
7610900040	OTHER ALUMINUM-ARCHITECTURAL AND ORNAMENTAL WORK	KG	77,700	388,037
7610900050	OTH ALUM STRCTRS A PRTS; AL PLTS TBS ETC FOR STRTR	KG	532,021	2,440,896
7611000030	ALUMINUM TANKS W CPCTY EXCEEDING 300 LITERS	NO	553	605,190
7611000090	ALUMINUM CONTAINERS, NESOI CAP OV 300 LITERS	NO	1,847	370,051
7612100000	ALUMINUM COLLAPSIBLE TUBULAR CONTAINERS NT OV 300L	NO	8,719,143	2,161,505
7612901030	ALUM CANS OF A CAPACITY NT EXCDG 355 ML	NO	2,066,323	1,244,785
7612901060	OT AL CN OF A CP EX 355ML BU LS TH 3.8 LITERS	NO	225,637	701,281
7612909000	OTHER ALUMINUM CONTAINERS CAPACITY 3.8-300 LITERS	NO	513,363	447,095
7613000000	ALUMINUM CONTAINERS FOR COMPRESSED OR LIQUEFID GAS	NO	272	48,398
7614100000	STRANDED WIRE ETC OF ALUMINUM WITH STEEL CORE	KG	300,802	1,016,160
7614901000	STR WIRE ETC W/O ST CR NT FTD W FTGS NT MD INT ART	KG	4,067	63,979
7614905000	STR WIRE ETC W/O ST CR FTD OR MADE INT ARTCLS	KG	2,370	16,513
7615110000	ALUM POT SCOURS, SCOURNG/POLISHING PADS/GLOVES, ETC	KG	19,551	66,609
7615192000	ALUM CKG KTCHWR CST NT SCOURRS/PLSHNG PDS, AND PTS	NO	225,672	2,298,198
7615194000	ALUM CKNG KTCHNWR NT CAST NT SCOURRS/POL PDS,& PTS	NO	69,025	523,792
7615199000	ALUM TBLK KTCHN OTH HSHOLD ARTCLS AND PTS THEREOF	KG	154,179	809,052
7615200000	ALUMINUM SANITARY WARE AND PARTS THEREOF	KG	19,288	31,235
7616101000	ALUM NAILS TACKS STAPLES NT 8305	KG	1,041,365	1,833,631
7616103000	ALUMINUM RIVETS	KG	21,883	79,903
7616106000	THREADED FASTENERS OF ALUMINUM	KG	150	24,493
7616108000	ALUMINUM COTTRS, COTTR-PNS, WASHRS A SIMLR ARTCLS	KG	6,250,975	10,661,215
7616910000	CLOTH, GRILL, NETTING AND FENCING OF ALUMINUM WIRE	KG	166,217	595,352
7616995030	ALUMINUM LADDERS	NO	26,171	1,024,925
7616995040	ALUMINUM VENETIAN BLINDS AND PARTS THEREOF	X		32,652
7616995050	ALUMINUM HANGERS AND SUPPORTS FOR PIPES AND TUBES	KG	94,174	389,825
7616995060	ALUMINUM CASTINGS	KG	59,697	2,033,260
7616995070	ALUMINUM FORGINGS	KG	51,111	438,874
7616995080	ARTICLES OF ALUMINUM WIRE NESOI	KG	1,238,030	4,019,936
7616995095	ARTICLES OF ALUMINUM NESOI	KG	1,598,884	9,567,521
LEAD AND ARTICLES THEREOF..... TOTAL			163,200	455,825

TABLE 1 - SHIPMENTS OF MERCHANDISE FROM THE UNITED STATES TO PUERTO RICO,  
BY COMMODITY: FISCAL YEAR 2000

COMM-CODE	COMMODITY AND UNIT OF QUANTITY		QUANTITY	VALUE-\$
7801100000	REFINED LEAD, UNWROUGHT	KG	4,762	19,234
7801990030	LEAD ALLOYS, UNWROUGHT	KG	42,547	95,571
7803000000	LEAD BARS RODS PROFILES AND WIRE	KG	19,730	36,771
7804110000	LEAD SHEET, STRIP A FOIL NT OVR 0.2 MM THICK	KG	16,669	39,000
7804190000	LEAD PL SH STR FL OVR 0.2 MM THICK	KG	1,304	43,759
7806000000	OTHER ARTICLES OF LEAD, NESOI	KG	78,188	221,490
	ZINC AND ARTICLES THEREOF.....	TOTAL	144,300	507,830
7901120000	UNWROUGHT ZINC, NOT ALLOYED, UNDER 99.99 PCT ZINC	KG	51,248	74,953
7903100000	ZINC DUST	KG	8,308	21,696
7903900000	ZINC POWDERS AND FLAKES	KG	2,276	8,326
7904000000	ZINC BARS, RODS, PROFILES AND WIRE	KG	2,121	9,150
7906000000	ZINC TUBES, PIPES AND TUBE OR PIPE FITTINGS	KG	60,357	251,389
7907001000	ZNC ARTS HH TBL KTCHN INCL TLT A SANI WR	KG	7,246	51,040
7907006000	ZINC ARTICLES, NESOI	KG	12,744	91,276
	TIN AND ARTICLES THEREOF.....	TOTAL		1,977,397
8001100000	TIN, UNWROUGHT, NOT ALLOYED	KG	16,327	46,056
8001200000	UNWROUGHT TIN ALLOYS	KG	1,010	3,548
8002000000	TIN WASTE AND SCRAP	KG	14,859	18,343
8003000000	TIN BARS, RODS, PROFILES AND WIRE	KG	11,494	80,742
8004000000	TIN PLATES, SHEET AND STRIP OVER 0.2 MM THICK	KG	407,042	1,598,000
8006000000	TIN TUBES AND PIPES INCLDG PIPE A TUBE FITTINGS	KG	5,433	28,728
8007000000	OTHER ARTICLES OF TIN, NESOI	X		201,980
	OTHER BASE METALS; CERMETS; ARTICLES THEREOF.....	TOTAL	243,965	4,280,070
8101100000	TUNGSTEN (WOLFRAM) POWDERS	KG	2,295	50,583
8101910000	TUNGSTEN, UNWROUGHT, AND WASTE AND SCRAP	KG	225	8,200
8101920000	TUNGSTN BRS, RDS (EXC SINTRD), PROFL PLT SHT STP FL	KG	9	3,145
8101930000	TUNGSTEN WIRE	KG	31,685	2,005,267
8101990000	TUNGSTEN, WROUGHT, NESOI	KG	229	12,476
8103103000	TANTALUM WASTE AND SCRAP	KG	94	6,040
8103106090	TANTALUM UNWROUGHT, INCLD BRS AND RDS NESOI	KG	152	130,989
8103900000	TANTALUM, WROUGHT	KG	159	205,064
8104190000	MAGNESIUM, OTHER, NESOI, UNWROUGHT	KG	40,879	297,319
8104900000	MAGNESIUM, WROUGHT	KG	27,257	85,583
8105900000	COBALT, WROUGHT, AND ARTICLES THEREOF	KG	2,252	141,815
8106000000	BISMUTH AN ARTLS, INCLD WASTE AND SCRAP	KG	324	31,891
8108105010	SPONGE, TITANIUM	KG	3,119	15,466
8108906030	TITANIUM BARS, RODS, PROFILES AND WIRE	KG	58,507	544,748
8108908000	OTHER WROUGHT TITANIUM, NESOI	KG	6,396	204,914
8109900000	ZIRCONIUM AND ARTICLES THEREOF NESOI	KG	16,423	13,000
8110000000	ANTIMONY AND ARTCLS THROF INCL WASTE AND SCRAP	KG	28,787	167,580
8112910000	OTHER BASE METALS, NESOI, UNWROUGHT WST A SRP PWDR	KG	84	5,863
8112990000	ARTS OF GA HAF IND NIOB RHEN THALL NESOI INC WRGHT	KG	912	70,821
8113000000	CERMETS A ARTCLS, THROF INCL WASTE A SCRAP	KG	24,177	279,306
	TOOLS, IMPLEMENTS, CUTLERY, SPOONS AND FORKS, OF BASE METAL; PARTS THEREOF OF BASE METAL.....	TOTAL		38,417,655
8201100000	SPADES AND SHOVELS AND PARTS THEREOF OF BASE METAL	X		18,436
8201200000	FORKS AND PARTS BSE MTL AGRIC HORTIC FORSTRY	X		53,685
8201500000	ONE-HND SCTRS A SMLR ONE-HND PRNRS/SHRS INC PLTRY	X		3,920
8201600000	HDGE SHRS, 2-HND SHEARS A PTS	X		52,203
8201900000	OTH HNDTLS FR AGRIC, FRSTRY A PRTS, BS MTL	X		1,656,127
8202100000	HANDSAWS AND PARTS EXCEPT BLADES, BASE METAL	X		62,889
8202200030	METAL CUTTING BANDSAW BLADES OF BASE METAL	X		76,798
8202200060	BANDSAW BLADES EXC MTL CTING, PARTS, BASE METAL	X		67,245
8202310001	CIRC SAW BLDS BSE MTL W WRKNG PT OF STEEL	X		17,935
8202390000	CIRC SAW BLADES, BSE MTL, WRKNG PT OTH THN STL, PRTS	X		10,836
8202400000	CHN SW BLDS (LNGTHS O CT TO SZ) A PTS, BS MTL	X		154,271
8202910000	STRAIGHT SAW BLADES FOR WORKING METAL, BASE METAL	X		62,236
8202990000	OTHER SAW BLADES AND PARTS, BASE METAL	X		457,306
8203100000	FILES, RASPS AND SIMILAR TOOLS, OF BASE METAL	DOZ	4,108	57,732



TABLE 1 - SHIPMENTS OF MERCHANDISE FROM THE UNITED STATES TO PUERTO RICO,  
BY COMMODITY: FISCAL YEAR 2000

COMM-CODE	COMMODITY AND UNIT OF QUANTITY		QUANTITY	VALUE-\$
8203202000	TWEEZERS BASE METAL	X		50,288
8203205000	PLIERS OF BASE METAL	X		67,812
8203206060	PNCRS A SMLR TLS EX PLRS O TWZRS, BS MTL	X		568,993
8203208000	PTS FR PLRS (NT SJ) PNCRS A SMLR BMTL	X		82,083
8203300000	METAL CUTTING SHEARS AND SIMILAR TOOLS, AND PARTS	X		272,802
8203400000	PP CTRRS BLT CTRRS PERFT PNCHS SMLR A PTS, BS MTL	X		666,145
8204110030	OPN-END,BX A COMB OPN-END A BX WRNCHES, BMTL	NO	3,837	57,588
8204110060	HND-OP SPNRS A WRNCHES NONADJ,PTS,BMTL,OTHER	X		81,384
8204120000	HND-OP SPNRS A WRNCHES ADJUSTBLE,PTS,BS MTL	X		36,558
8204200000	SCKT WRNCHS W/WO HNDLS,DRVS,A EXTNSNS,PTS, BS MTL	X		170,402
8205100000	DRILLING, THREADING OR TAPPING TOOLS A PTS, BS MTL	X		168,535
8205200000	HAMMERS A SLEDGE HAMMERS A PARTS, BASE METAL	X		12,677
8205300000	PLNS CHSLA SMLR CTTNG TLS FR WDWRKNG,PTS,BS MTL	X		36,146
8205400000	SCREWDRIVERS,AND PARTS THEREOF, BASE METAL	X		69,322
8205510000	HOUSEHOLD TOOLS AND PARTS THEREOF, BASE METAL	X		1,069,518
8205591000	PIPE TOOLS AND PARTS THEREOF, BASE METAL	X		491,300
8205592000	POWDER-ACTUATED HANDTOOLS AND PARTS, BASE METAL	X		119,212
8205599000	HANDTOOL INCL GLASS CUTTER & PARTS BASEMETAL NESOI	X		3,306,608
8205700010	VICES OF BASE METAL	NO	9,666	30,784
8205700090	CLAMPS AND SIMILAR HANDTOOLS, NOT VISES, AND PARTS	X		460,652
8205800000	ANVS,PFRGS,HD/PD-OP GRND WHLS W/FRMWK;BM PTS THOF	X		50,500
8205900000	SETS OF ARTS OF 2 OR MORE OF FORGO SBHDNG HND TLS	PCS	31,601	56,571
8206000000	TOOLS OF 2 OM OF HDG 8202-8205, STS FR RTAIL SALE	PCS	344,963	902,918
8207130000	RCK DRLNG EARTH BORNG TLS WRKNG PT CERMENTS, & PTS	X		271,774
8207191030	PERCSN RCK DRLL BTS CORE BTS REAMRS,BS MTL, & PRTS	NO	659	43,759
8207192030	ROTRY DRLL BTS, CORE BTS REAMRS, BSE METL, AND PTS	NO	84	47,173
8207195030	ROCK DRILLNG/EARTH BORNG TOOLS,BSE MTL,NESOI,PTS	X		247,378
8207200000	DIES DRW O EXTR MTL A PTS THRF	X		439,245
8207303000	PRSG STMPG PNCH TLS STBL F CTG MTL A PT	X		7,036,289
8207306030	STMPG DIES A PTS NT SUTBL F CTG MTL	X		836,651
8207306060	DIES MTL FORMG A THRD ROLLG A PTS	X		692,422
8207306075	DIES F CTTG CLTH LTHR PPR A PTS	NO	2,024	183,137
8207306090	TLS PR ST PU NESOI NT MTL CTG	X		6,924,207
8207400000	TOOLS FOR TAPPING OR THREADING, PTS, OF BS MTL	X		655,327
8207502030	MASONRY DRILLS W CUTTING PART OF SPEC METAL CNTNTS	X		25,410
8207502055	OTHER TWIST DRLS W CUTTING PART OF SPEC METAL CNT	NO	6,680	28,721
8207502070	WOODWRKNG TLS FOR DRLNG W CUTTING PART OF SPEC MTL	NO	1,369	2,875
8207502080	OTH DRILLNG TOOLS W CUTTING PART OF SPEC METAL CNT	NO	5,631	31,142
8207504030	TWIST DRLLS FOR HND O MCH TLS STBLE FOR CTTNG METL	NO	5,602	11,763
8207504060	INTCHBL DRLNG TLS FOR HND O MCH TLS, METL-CUTTING	X		84,081
8207506000	HNDTLS FOR DRILLNG, NT FOR RCK O CUT METL PTS THRF	X		325,710
8207508000	TOOLS FOR DRILLING, NESOI, AND PARTS THEREOF	X		306,008
8207600030	BROACHES	NO	55	18,578
8207600060	OTHR BORING TOOLS NESOI AND PARTS THROF	NO	10,261	282,667
8207701000	END MILLING CUTTERS OF BASE METAL	X		234,681
8207705000	INTRCHG TLS F HNDTLS F MLLNG NESOI, PTS F ALL B MT	X		48,845
8207800000	INTRCHG TLS F HNDTLS F TURNING, BS MTL	X		138,134
8207901500	FILES A RASPS INC RTRY INTRCHNGBLE, AND PARTS	X		178,572
8207907540	ROUTER BITS	X		86,344
8207907550	CUTTERHEADS FOR WOODWORKNG, WITH INTRCHNGBLE TOOLS	X		3,475
8207907570	INTRCHBL TLS FOR HND O MCH TLS, BASE MTL PRTS THRF	X		618,566
8208100000	KNVS A CTTNG BLDS F MTL WRKNG A PRTS	X		64,345
8208200000	KNVS A CTTNG BLDS F WOOD WRKNG A PRTS	X		169,370
8208300000	KNS A CTTNG BLDS F KTCN APPLN O FD IND MACH A PTS	X		99,878
8208400000	KNVS A CTTNG BLDS F AGRIC O FRSTRY MACH, A PTS	X		31,083
8208900000	OTH KNVS A CTTNG BLDS F MACH OR MECH EQP, PTS B MT	X		264,713
8209000030	PLTS STCKS TPS ETC FOR TOOLS UNMNTD OF SNTRD CRBDS	KG	47,497	188,101
8209000060	PLATES STCKS TIPS ETC FOR TOOLS UNMNTD OF CERMENTS	KG	1,603	801,537
8210000000	HND-OP MECH APPL 10KG OR LSS,FD/DRK PRP/CON/SRV PT	X		310,226
8211100000	STS ASSTD KNVS, BLDS A BM PTS, NT KNVS OF 8208	PCS	40,590	219,658
8211920001	OTHER KNIVES HAVING FIXED BLADES	X		23,906
8211930001	KNIVES HAVING OTHER THAN FIXED BLADES	NO	26,426	19,054
8211940000	BLADES FOR KNIVES	NO	29,198	131,396
8211950000	HANDLES BS MTL FR KNIVES WTH CUTTING BLADES NT 8208	X		4,500
8212100000	RAZORS	NO	12,351,092	2,780,613
8212200000	SAFETY RAZOR BLADES AND BLADE BLANKS IN STRIPS	NO	21,489,260	763,098
8212900000	PARTS FOR RAZORS EXC BLADES	X		16,896
8213000000	SCSSRS,TLRS A SMLR SHRS, BLDS A OTH BS MTL PTS	NO	56,453	129,444
8214100000	PPR KNVS LTR OPNRS ERSNG KNVS PNCL SHPNRS, BM PTS	NO	10,480	27,980

TABLE 1 - SHIPMENTS OF MERCHANDISE FROM THE UNITED STATES TO PUERTO RICO,  
BY COMMODITY: FISCAL YEAR 2000

COMM-CODE	COMMODITY AND UNIT OF QUANTITY		QUANTITY	VALUE-\$
8214200000	MNCR OR PDCR STS A INSTMNTS INC NL FLS A PTS	X		239,052
8214900000	OTHER ARTICLES OF CUTLERY NESOI A BASE METAL PARTS	NO	43,140	164,610
8215100000	STS ASSTD TBLWR AT LST 1 PREC MTL PLTD, BM PARTS	PCS	1,327	11,570
8215200000	SETS ASSRTD TBLWR NOT PREC MTL, INC BS MTL PRTS	PCS	53,692	46,064
8215910000	SPNS FRKS LDLS ETC, BS MTL PTS, PRC MTL PLTD,NT ST	X		29,000
8215990000	SPNS FRKS LDLS ETC,BS MTL PTS,NT PRC MTL PLT,NT ST	X		498,210
	MISCELLANEOUS ARTICLES OF BASE METAL.....	TOTAL		56,227,671
8301100000	PADLOCKS OF BASE METAL	DOZ	16,584	487,441
8301200000	LOCKS OF A KIND USED ON MOTOR VEHICLES, BASE METAL	KG	29,640	188,499
8301300000	BASE METAL LOCKS OF A KIND USED FOR FURNITURE	KG	1,260,739	4,776,358
8301403000	LUGGAGE LOCKS, BASE METAL	DOZ	7,241	93,814
8301406030	DOOR LOCKS, LOCKSETS AND OTH BS MTL LOCKS FR DOORS	KG	58,214	762,971
8301406060	OTHER LOCKS OF BASE METAL, NESOI	KG	39,740	203,771
8301500000	CLASPS AND FRAMES W CLASPS, INC LOCKS, BASE METAL	KG	4,110	98,130
8301600000	PARTS OF LOCKS, BASE METAL	KG	22,174	354,385
8301700000	KEYS PRESENTED SEPARATELY	KG	3,073	81,067
8302103000	HINGES AND PARTS FOR MOTR VEHCLS IR/ST, ALUM, ZINC	KG	7,715	53,959
8302104030	HINGES AND PARTS, BASE METAL, FOR DOORS	KG	254,286	1,598,564
8302104060	HINGES AND PARTS, BASE METAL, FOR FURNTR A CABINTS	KG	32,273	74,207
8302104090	OTHER HINGES AND PARTS THEREOF OF BASE METAL NESOI	KG	4,283,128	10,286,288
8302200000	CASTORS, AND PARTS THEREOF, OF BASE METAL	KG	40,075	824,867
8302300000	OTH BS METL MOUNTNGS FTTNGS ETC FOR MOTOR VEHICLES	KG	1,170,226	3,203,463
8302413000	DOOR CLSRS (EXC ATMTC) A PTS, BS MTL, FOR BUILDING	KG	38,209	190,621
8302418035	OTH BASE METL MOUNTNGS FTTNGS ETC FOR DOORS	KG	6,056	51,993
8302418055	OTH BASE METL MNTNGS FTTNGS ETC	KG	56,146	188,914
8302418075	OTH BS METL MNTNGS FTTNGS ETC FOR BUILDINGS, NESOI	KG	480,341	1,614,458
8302420000	OTH BASE METL MOUNTNGS FTTNGS ETC FOR FURNITURE	KG	864,493	2,957,126
8302494500	OTH BS METL MNTNGS, FTTNGS ETC FOR VEHICLES	KG	20,073	160,972
8302497500	OTHER BASE METAL MOUNTINGS, FITTINGS ETC, NESOI	KG	376,097	2,464,291
8302500000	HAT-RACKS HAT PEGS BRCKTS ETC PARTS, BASE METAL	KG	138,173	1,325,797
8302600000	BASE METAL AUTOMATIC DOOR CLOSERS AND PARTS	KG	62,742	298,954
8303000000	SAFES, CASH OR DEED BOXES ETC A PRTS, BASE METAL	KG	331,880	1,136,221
8304000000	OFFICE AND DESK EQUIP A PRTS, OF BASE METAL	KG	88,924	434,901
8305100000	BASE METAL FITTINGS FOR LOOSELEAF BINDERS OR FILES	KG	5,314	17,016
8305200000	STAPLES IN STRIPS, OF BASE METAL	KG	21,910	22,466
8305900000	BS METL LETTR A PAPER CLIPS OTH OFFC ARTIC A PARTS	KG	291,026	5,944,610
8306100000	BELLS, GONGS AND THE LIKE, AND PARTS, BASE METAL	KG	5,971	46,325
8306210000	STATUETTES A OTH ORNAMNTS A PRTS PLTD W PREC METAL	KG	270	10,950
8306290000	STATUETTES A OTH ORNMNTS A PRTS, BS METL NT PM PLT	KG	84,825	148,963
8306300000	PHOTO, PCTR A SIM FRAMES, MIRRORS, PRTS, BASE METL	KG	167,949	691,136
8307100000	FLEXIBLE TUBING OF IRON OR STEEL	KG	355,866	1,554,632
8307900000	FLEXIBLE TUBING OF BASE METAL NOT IRON OR STEEL	KG	199,468	3,838,325
8308100000	HOOKS, EYES AND EYELETS, OF BASE METAL	KG	90,371	874,279
8308200000	TUBULAR OR BIFURCATED RIVETS OF BASE METAL	KG	8	6,079
8308906000	BUCKLES AND BUCKLE CLASPS A PARTS, BASE METAL	KG	158,087	612,072
8308908000	CLSPS, FRMS W CLSPS ETC BDS A SPNGLS, BASE METAL	KG	98,296	738,928
8309100000	CROWN CORKS INC SEALS AND CAPS, A PRTS, BASE METAL	KG	216,449	744,015
8309900000	STOPPERS, CAPS, LIDS, SEALS ETC NES, PRTS, BS METL	KG	922,915	4,735,196
8310000000	SGN PLTS NOS A SMBLS ET BM EXCPT OF HDG 9405	KG	95,939	1,198,320
8311100000	COATED ELECTRODES, BASE METAL, FOR ELEC ARC-WELDNG	KG	141,492	214,771
8311200000	CORED WIRE OF BASE METAL, FOR ELECTRIC ARC-WELDING	KG	35,073	304,566
8311303000	LEAD-TIN SOLDERS (COATED RODS AND CORED WIRE)	KG	29,767	132,504
8311306000	COATED RODS A CORED WIRE, BS METL, NES FR SOLDRE ET	KG	2,027	39,871
8311900000	WIRE ETC CTD/CRD W FLUX FR WLD ETC A PRTS NESOI	KG	100,149	440,615
	MACHINERY AND MECHANICAL APPLIANCES; ELECTRICAL EQUIPMENT;PARTS THEREOF; SOUND RECORDERS AND REPRODUCERS, TELEVISION IMAGE AND SOUND RECORDER, AND REPRODUCERS, AND PARTS AND ACCESSORIES OF SUCH ARTICLES.....	TOTAL		3,902,783,261
	NUCLEAR REACTORS,BOILERS,MACHINERY AND MECHANICAL APPLIANCES; PARTS THEREOF.....	TOTAL		1,557,706,465
8401100000	NUCLEAR REACTORS	T	25	253,232

TABLE 1 - SHIPMENTS OF MERCHANDISE FROM THE UNITED STATES TO PUERTO RICO,  
BY COMMODITY: FISCAL YEAR 2000

COMM-CODE	COMMODITY AND UNIT OF QUANTITY		QUANTITY	VALUE-\$
8401200000	ISOTOPIC SEPARATION MACHINERY, APARATUS AND PARTS	T	10	25,975
8401300000	FUEL ELEMENTS (CARTRIDGES)NON-IRRADIATED, AND PART	X		53,549
8401400000	PARTS OF NUCLEAR REACTORS	T	3	3,194
8402110000	WATERTUBE BOILERS STEAM PRODUCTION EXC 45 T PER HR	T	13	45,000
8402190000	VAPOR GENERATING BOILERS, NESOI, INCLUDING HYBRID	T	35	111,998
8402200000	SUPER-HEATED WATER BOILERS	T	30	245,652
8402900010	HEAT EXCHANGERS	T	104	128,100
8402900090	PTS FOR STEAM,VAPOR GENERATING,SUPER-HEAT WTR BLRS	X		1,462,935
8403100000	CENTRAL HEATING BOILERS	NO	433	2,726,995
8403900000	PARTS FOR CENTRAL HEATING BOILERS	X		548,910
8404100010	ECONOMIZERS FOR USE WITH BOILERS OF HEAD 8402-8403	T	1	2,997
8404100050	AUX PLANT FOR USE WITH BLRS HDG 8402-8403,NOT ECON	T	1	9,350
8404200000	CONDENSERS FOR STEAM OR OTHER VAPOR POWER UNITS	T	26	208,507
8404900000	PARTS FOR AUX PLT FOR BLRS,COND FOR STM,VPR PR UNT	X		259,217
8405100000	PRODUCER GAS,WTR GAS,ACETYLENE GAS,WTR PRO GAS GEN	X		2,074,565
8405900000	PTS,PROD GAS,WTR GAS,ACETYLENE GAS,WTR PRO GAS GEN	X		55,557
8406101000	STEAM TURBINES FOR MARINE PROPULSION	NO	2	79,646
8406109000	VAPOR TURBINES EXC STEAM, FOR MARINE POPULSION	NO	2	52,574
8406821000	STEAM TURBINES,EXC MARINE PROPULSION NOT EXC 40 MW	NO	3	70,240
8406900040	PARTS FOR STEAM TURBINES	X		7,582,003
8406900080	PARTS FOR OTHER THAN STEAM VAPOR TURBINES	X		240,954
8407100020	SPK-IGN RECIP OR ROT INT COMB PST A/C ENG,<373 KW	NO	164	60,482
8407100040	SPK-IGN RECIP OR ROT INT COMB PST A/C ENG,=>373 KW	NO	1	6,321
8407100060	SPK-IGN RECIP OR ROT INT COMB PST A/C ENG, USED	NO	11	214,132
8407100090	SPK-IGN REC OR ROT INT COM PST TYP A/C ENG EXC CIV	NO	35	176,746
8407210000	OUTBOARD ENGINES FOR MARINE PROPULSION	NO	574	2,020,657
8407290010	SPK-IGN REC OR ROT INT COM PST ENG,MAR,IN/OUTBOARD	NO	1	5,700
8407290050	INBOARD ENG WITH INBOARD DRIVE F MARINE PROPULSION	NO	2	8,000
8407310000	SPRK-IGN PISTON ENG F VEH OF HDG 87,NOT EXC 50 CC	NO	70	26,969
8407322000	SP-IG ENG F RD TR,BUS,AUTO,TRUCK, >50 BUT =<250 CC	NO	1	6,500
8407325000	SP-IGN REC PISTON ENG,>50 BUT =<250 CC, NESOI	NO	6	5,697
8407332000	SP-IG ENG F RD TR,BUS,AUTO,TRCK,>250 BUT =<1000CC	NO	29	28,110
8407335000	SP-IG REC PISTON ENG, >250 BUT =<1000 CC,NESOI	NO	3	11,010
8407342030	SP-IG ENG F RD TR,BUS,AUTO,TRUCK,>1000 & <=2000 CC	NO	7	33,983
8407342090	SP-IG ENG F RD TR, BUS, AUTO, TRUCK, OV 2000 CC	NO	93	167,358
8407345000	SP-IG REC PISTON ENG, OV 1000 CC, NESOI	NO	26	73,584
8407901010	SPK-IG PST ENG, NESOI, AG, HO, MC N/E 37.3KW	NO	8	10,421
8407901050	SP-IG REC OR RTRY PISTON ENG,NESOI, FOR AGR MACH	NO	10	2,722
8407909030	SP-IG REC OR RTRY PIST ENG, NESOI, LESS THAN 4476W	NO	89	18,960
8407909050	SP-IG REC OR RTRY PIST ENG, NESOI	NO	32	74,759
8408100010	DIESEL ENGINES, NOT EXCEEDING 149.2 KW, MARINE	NO	5	19,353
8408100020	COMP-IGNI PST ENG,MARINE,EXC149.2KW,NOT EXC223.8KW	NO	1	15,000
8408100030	COMP-IGNI PST ENG,MARINE,EXC223.8KW,NOT EXC 373 KW	NO	3	21,180
8408100040	COMP-IGNI PST ENG,MARINE,EXC 373 KW,NOT EXC 746 KW	NO	4	16,764
8408100050	COMP-IGNITION PISTON ENGINES,FOR MARINE,EXC 746 KW	NO	2	10,615
8408202000	COMP-IGN ENG FR PROP VEH CH87,RD TR,BUS,AUTO,TRUCK	NO	46	231,137
8408205000	DIESEL ENG FOR VEHICLES OF CHAPTER 87, NESOI	NO	342	378,956
8408901000	DIESEL ENGINES FOR AGR OR HORT MACH AND EQUIP	NO	4	20,128
8408909010	COMP-IGN INT COMB PST ENG, NESOI, NOT EXC 149.2 KW	NO	105	417,842
8408909020	COMP-IGN INT COMB PST ENG,NESOI,EX149.2KW N/E373KW	NO	3	14,412
8409100040	PARTS FOR SPARK-IG OR COMP-IG PST ENG FOR CIV A/C	KG	6,585	606,581
8409100080	PARTS FOR SP-IG OR COMP-IG FOR USE IN A/C EX CIVIL	KG	186,910	2,849,101
8409914000	PARTS F SPARK IGN ENG F RD TR, BUS, AUTO OR TRUCKS	KG	1,410,418	10,054,807
8409916000	PARTS F SPARK IG ENG FOR MARINE PROPULSION	KG	98,950	451,632
8409918000	PARTS FOR SPARK-IG PISTON ENG, NESOI	KG	3,685,295	20,391,552
8409994000	PARTS F DIESEL ENG F ROAD TR, BUS, AUTO, TRUCK	KG	795,679	8,062,975
8409996000	PARTS FOR DIESEL ENGINES FOR MARINE PROPULSION	KG	3,388	132,142
8409998000	PARTS FOR DIESEL ENGINES, NESOI	KG	9,639,078	57,508,865
8410110000	HYDRAULIC TURBINES,WATER WHEELS, NOT OV 1,000 KW	NO	1	5,879
8410900000	PARTS, INC REGULATORS, FOR HYDRAULIC TURB & WTR WH	X		34,264
8411114010	TURBOJET TBN FOR CIVIL AIRCRAFT,THRUST =< 25 KN	NO	1	5,290
8411118000	TURBOJET TURBINES, EXC A/C, THRUST NOT EXCE	NO	1	18,820
8411214010	TURBOPROPELLER A/C TBN, CIVIL, POWER NOT OV 1100KW	NO	3	314,000
8411218000	TURBOPROPELLER TURBINES,EXC A/C,PR NOT EXC 1100 KW	NO	3	305,900
8411228000	TURBOPROPELLER TURBINES,EXC A/C, POWER EXC 1100 KW	NO	1	384,000
8411814010	GAS TURBINE A/C TBN FOR CIVIL A/C, 5000 KW AND UND	NO	1	53,000
8411818000	GAS TURBINE ENG,EXC A/C,NESOI,POWER NOT EXC 5000KW	NO	6	1,007,756
8411828000	GAS TURBINE ENG,EXC A/C,NESOI, POWER EXCEED 5,000K	NO	1	5,968
8411914000	PARTS OF NONAIRCRAFT TURBOJETS AND TURBOPROPELLERS	X		63,496

TABLE 1 - SHIPMENTS OF MERCHANDISE FROM THE UNITED STATES TO PUERTO RICO,  
BY COMMODITY: FISCAL YEAR 2000

COMM-CODE	COMMODITY AND UNIT OF QUANTITY		QUANTITY	VALUE-\$
8411917010	PARTS OF TURBOJET & TURBOPROPELLER A/C ENG,CIVIL	X		2,378,154
8411917050	PARTS OF TURBOJET & TURBOPROPELLR A/C ENG,EX CIVIL	X		51,222
8411994000	PARTS OF NONAIRCRAFT GAS TURBINES	X		20,747,111
8411997010	PARTS OF GAS TURBINE A/C ENGINES F CIVIL A/C	X		771,548
8411997050	PARTS OF GAS TURBINE A/C ENG, EXC CIVIL A/C	X		847,242
8412100090	REACTION ENGINES EXCEPT MISSILE AND ROCKET ENGINES	NO	84	44,624
8412210015	LINEAR ACTING HYDRAULIC MOTORS (CYLNDRS) T-R TYPE	NO	61	18,399
8412210030	LINEAR ACTING HYDRAULIC MOTORS (CYLNDRS) W-F TYPE	NO	1	3,974
8412210060	LINEAR ACTING HYDRAULIC MOTORS (CYLNDRS) RODLESS	NO	34	3,696
8412210075	LINEAR ACTING HYDRAULIC MOTORS (CYLINDERS)	NO	187	109,332
8412298075	HYDRAULIC POWER ENGINES AND MOTORS, NESOI	NO	61	191,802
8412310040	LINEAR ACTING PNEUMATIC MOTORS (CYLINDERS)	NO	5	6,802
8412310080	LINEAR ACTING PNEUMATIC MOTORS (CYLINDERS)	NO	144	22,617
8412390080	PNEUMATIC POWER ENGINES AND MOTORS, NESOI	NO	346	23,427
8412809000	ENGINES AND MOTORS, NESOI	X		1,252,961
8412901000	PARTS OF HYDROJET ENGINES FOR MARINE PROPULSION	X		16,225
8412909005	PARTS OF LINEAR ACTING HYDRAULIC POWER ENG & MTR	X		27,360
8412909015	PRTS OF HYDRLC ENGS AND MTRS, EXCPT LINR NESOI	X		7,834
8412909035	PARTS OF PNEUMATIC ENGS AND MTRS, ECPT LINR ACTNG	X		24,720
8412909050	PARTS OF REACTION ENGINES OTHER THAN TURBOJETS	X		7,181
8412909080	PARTS OF ENGINES AND MOTORS, NESOI	X		116,207
8413110000	PUMPS FOR DISPENSING FUEL OR LUBRICANTS,GARAGE USE	NO	11,703	3,626,808
8413190000	PUMPS FITTED WITH MEASURING DEVICE, NESOI	NO	12,482	4,179,380
8413200000	HAND PUMPS,EXC PUMPS FITTED WITH MEASURING DEVICES	NO	757	63,719
8413301000	FUEL-INJECTION PUMPS FOR COMPRESSION-IGNITION ENGS	NO	194	46,674
8413309000	FUEL,LUBRICAT OR COOLING MED PUMPS,EXC FUEL-INJECT	NO	5,496	368,631
8413400000	CONCRETE PUMPS	NO	391	654,214
8413500010	OIL WELL AND OIL FIELD PUMPS, RECIP POSITIVE DISPL	NO	5	18,888
8413500050	DIAPHRAGM PUMPS, RECIPROCAT POSITIVE DISPLACEMENT	NO	245	112,809
8413500070	HYDRAULIC FLUID POWER PUMPS,RADIAL PISTON	NO	1	2,695
8413500080	HYDRAULIC FLUID POWER PUMPS, NESOI	NO	1,087	250,508
8413500090	RECIPROCATING POSITIVE DISPLACEMENT PUMPS, NESOI	NO	783	811,984
8413600020	HYDRAULIC FLUID POWER PUMPS, ROTARY POSITIVE, VANE	NO	696	68,329
8413600030	HYDRAULIC FLUID POWER PUMPS, ROTARY POSITIVE DISPL	NO	48	73,919
8413600040	HYDRAULIC FLUID POWER PUMPS, ROTARY POSITIVE DISPL	NO	59	110,583
8413600050	OIL WELL AND OIL FIELD PUMPS, ROTARY POSITIVE DISPL	NO	1,248	5,667,616
8413600070	ROLLER PUMPS, ROTARY POSITIVE DISPLACEMENT	NO	10	3,190
8413600090	ROTARY POSITIVE DISPLACEMENT PUMPS, NESOI	NO	41	56,528
8413701000	STOCK PUMPS MACHS FOR MAKING CELLULOSIC PULP,PAPER	NO	1	8,298
8413702004	SUBMERSIBLE PUMPS, CENTRIFUGAL	NO	5,914	534,714
8413702005	CENT PMP LIQ,SING-STG,SING-SUC,CLOS-COUP,DIS5.08CM	NO	55	29,821
8413702015	CENT PMP LIQ,SING-STG,SING-SUC,CLOS-COUP,OV 5.08CM	NO	8	36,695
8413702022	CENT PMP LIQ,SING-STG,SING-SUC,CLOS-COUP,DISC7.6CM	NO	49	142,317
8413702025	CENT PMP LIQ,SING-STG,SING-SUC,CLOS-COUP,OV C7.6CM	NO	6,633	431,949
8413702030	CENTRIFUGAL PUMPS FOR LIQUIDS, SING-STAGE,DBL-SUC	NO	2	7,016
8413702040	CENT PUMPS FOR LIQUIDS MULTI-STAG,SING OR DOUB-SUC	NO	130	452,138
8413702090	CENTRIFUGAL PUMPS FOR LIQUIDS, NESOI	NO	266	381,146
8413810020	TURBINE PUMPS, NESOI	NO	176	508,323
8413810030	HOUSEHOLD WATER SYST,SELF-CONTAIN; WINDMILL PUMPS	NO	241	159,570
8413810040	PUMPS FOR LIQUIDS, NESOI	NO	7,556	2,281,272
8413820000	LIQUID ELEVATORS	NO	689	118,252
8413911000	PARTS OF FUEL-INJECTION PUMPS FOR COMP-IGNIT PUMPS	X		224,416
8413919010	PARTS,FUEL,LUBRIC OR COOL MED PUMPS,EXC FUEL-INJET	X		61,375
8413919050	PARTS OF HYDRAULIC FLUID POWER PUMPS	X		602,483
8413919520	PARTS, NESOI, OF PUMPS FOR LIQUIDS	X		2,031,228
8413920000	PARTS OF LIQUID ELEVATORS	X		171,312
8414100000	VACUUM PUMPS	NO	2,570	786,679
8414200000	HAND- OR FOOT-OPERATED AIR PUMPS	NO	1,252	37,023
8414304000	COMPRESSORS, REFRIG AND AIR-COND, NOT EXC 1/4 HP	NO	1,895	288,396
8414308010	COMPRESSORS, REFRIG & AIR COND, SCREW TYP,N/E 200H	NO	557	196,547
8414308020	COMPRESSORS, REFRIG & AIR COND,SCREW TYP,EXC 200HP	NO	89	20,195
8414308030	COMPRESSORS, REFRIG & AIR COND, FOR MOTOR VEHICLES	NO	1,890	232,190
8414308050	COMPRESSORS, REF & A/C,EXC AMMONIA,EXC 1/4N/EXC1HP	NO	3,515	331,933
8414308060	COMPRESSORS, REF & A/C,EXC AMMONIA,EXC 1 N/EXC 3HP	NO	1,900	239,511
8414308070	COMPRESSORS, REF & A/C,EXC AMMONIA,EXC 3 N/EXC10HP	NO	715	148,420
8414308080	COMPRESSORS, REF & A/C,EXC AMMONIA,EXCEEDING 10 HP	NO	4,431	4,110,073
8414308090	COMPRESSORS, REFRIGERATING & AIR-CONDITION, AMMONI	NO	3,246	493,129
8414400000	AIR COMPRESSORS MOUNT ON WHEEL CHASSIS FOR TOWING	NO	352	1,812,591
8414510010	FANS FOR PERMANENT INSTALLATION,ELEC MOTOR =< 125W	NO	35,299	1,442,258

TABLE 1 - SHIPMENTS OF MERCHANDISE FROM THE UNITED STATES TO PUERTO RICO,  
BY COMMODITY: FISCAL YEAR 2000

COMM-CODE	COMMODITY AND UNIT OF QUANTITY		QUANTITY	VALUE-\$
8414510090	FANS, NOT PERM INST,SLF-CONT ELEC MTR N/E 125 W	NO	69,295	1,835,723
8414593000	TURBOCHARGES,FAN TYPE, FOR MOTOR VEHICLES	NO	120	21,449
8414596040	FANS AND BLOWERS FOR MOTOR VEHICLES, NESOI	NO	1,226	240,977
8414599080	FANS, NESOI	NO	101,477	2,124,543
8414600000	HOODS HAVING MAXIMUM HORIZON SIDE NOT EXC 120 CM	NO	3,562	125,116
8414800500	TURBO CHARGERS AND SUPERCHARGERS, COMPRESSOR TYPE	NO	10	65,437
8414801518	AIR COMPRESSR,RECIP,STATIONARY,NOT EXC 11.19KW	NO	24,760	382,963
8414801542	AIR COMPRES,RECIP,STATIONRY, EXC 11.19KW N/E74.6KW	NO	2	16,602
8414801567	AIR COMPRES,ROTRY,STATIONRY, EXC 11.19KW N/E74.6	NO	2	11,976
8414801575	AIR COMPRESSORS,ROTARY,STATIONARY,EXCEEDING 74.6K	NO	2	59,439
8414801580	AIR COMPRESSORS,STATIONRY, EXCEPT RECIP AND ROTARY	NO	5	73,249
8414801590	AIR COMPRESSORS, PORTABLE,NESOI	NO	95	894,421
8414802005	REFRIGERANT RECOVERY UNITS	NO	3	10,861
8414802015	COMPRESSORS, CENTRIFUGAL AND AXIAL	NO	813	65,138
8414802055	COMPRESSORS, NESOI, INCLUD RECIP & ROT =< 186.5KW	NO	12	48,112
8414802065	COMPRESSORS, NESOI, INC REC & ROT EXC186.5KW>746KW	NO	9	48,786
8414809000	AIR OR VACUUM PUMPS, NESOI	NO	36,206	2,200,571
8414901040	PTS OF FANS,INC BLOWERS (OF SUBHEADING 8414.51.00)	X		177,707
8414901080	PTS OF FANS(BLOWERS) & VENT OR RECYCL HOODS, NESOI	X		1,855,343
8414902010	PARTS OF REFRIG & AIR COND COMPRESSORS	X		706,587
8414902090	PARTS OF COMPRESSORS, NESOI	X		785,722
8414909000	PARTS OF AIR OR VACUUM PUMPS, NESOI	X		1,149,118
8415100040	AIR-CONDITIONERS,WIND/WALL,SELF-CONTAIN <2.93KW/HR	NO	17,926	4,351,039
8415100060	AIR-COND,WIND/WALL,SELF-CONTAIN,2.93KW/HR><4.98KW	NO	15,552	3,884,283
8415100080	AIR-COND,WIND/WALL,SELF-CONTAIN 4.98 KW/HR OR>	NO	7,227	1,927,429
8415200000	AUTOMOTIVE AIR CONDITIONERS	NO	1,806	347,466
8415810010	AIR-CND,INC REF & VAL FOR REV CL/HT,SLF-CNT=<17.58	NO	220	239,518
8415810020	AIR-CND,INC REF & VAL FOR REV CL/HT, SLF-CN >17.58	NO	184	347,571
8415810030	AIR-COND,INC REF & VAL FOR REV COOL/HEAT, EXC S-CO	NO	7,501	5,799,366
8415820005	AR-CND,SLF-CNTN,RMT COND,EXC YR-ROUND <17.58KW/HR	NO	1,402	392,961
8415820010	AR-CND,SLF-CNTN,RMT COND, EXC YR-ROUND >17.58KW/HR	NO	67	528,982
8415820015	AIR-CNDTNRS, YR-RND UNITS (HEAT/COOL) <17.58KW/HR	NO	843	386,232
8415820020	AIR-CNDTNRS, YR-RND UNITS (HEAT/COOL) >17.58KW/HR	NO	2,794	3,143,698
8415820030	ROOM FAN COIL UNITS FOR USE WITH WATER CHILLERS	NO	14,512	721,866
8415820035	CENTRL STATION AIR HANDLRS USED WITH WATER CHILLER	NO	408	3,340,495
8415820040	ROOM,CENTRL STAT A/C UNITS USED WITH WATER CHILLER	NO	374	171,520
8415820050	DEHUMIDIFIERS INCORPORATING A REFRIGERATING UNIT	NO	235	166,195
8415820070	AIR COND MACH INCORPORATING A REFRIG UNIT, NESOI	NO	2,342	1,153,058
8415830050	CONDENSING UNIT NOT EXC 17.58 KW/HR (60000 BTU/HR)	NO	425	248,469
8415830060	CONDENSING UNIT EXCDING 17.58 KW/HR NO REFRG UNIT	NO	24	132,438
8415830070	HEAT EXCHANGERS, NOT INC A REFRIG UNIT, NESOI	NO	102	230,260
8415830090	AIR COND MACHS NOT INCORPORAT A REFRIG UNIT, NESOI	NO	316	725,946
8415908025	AIR CONDITIONING EVAPORATOR COILS	NO	165	155,379
8415909000	PARTS, NESOI, OF AIR CONDITIONING MACHINES	X		11,954,032
8416100000	FURNACE BURNERS FOR LIQUID FUEL	NO	54	75,790
8416200040	GAS FURNACE BURNERS	NO	126	212,200
8416200080	FURNACE BURNERS, INCLUD COMBINATION BURNERS, NESOI	NO	362	294,080
8416300000	MECH STOKES,MECH GRATES, MECH ASH DISCHARGE&SIM AP	X		60,000
8416900000	PARTS OF FURNACE BURNERS	X		805,359
8417200000	BAKERY OVENS, INCLUD BISCUIT OVENS, INDUST,NONELEC	NO	337	239,236
8417800000	IND OR LAB FURNACES & OVENS, INC INCIN,N/ELE,NESOI	NO	5,265	874,359
8417900000	PARTS OF IND OR LAB FURN & OVEN,INCINERAT, NONELEC	X		120,065
8418100010	REFRIG-FREEZ COMB, SEP EXT DORS, COMP TYP,VOL<184L	NO	2,261	575,627
8418100020	REFRIG-FREEZ COMB,SEP EXT DRS,COMP,VOL184<269LITER	NO	6	16,550
8418100040	REFRIG-FREEZ COMB,SEP EXT DRS, COMP,VOL382 LTS&>	NO	258	331,795
8418100090	REFRIG-FREEZ COMB, SEP EXT DOORS, EXC COMPRESS TYP	NO	5,816	1,687,383
8418210010	REFRIGERATORS, HOUSEHOLD, COMP TYP, VOL <184 LITER	NO	109	66,685
8418210030	REFRIG,HOUSEHOLD,COMP TYP,VOL 269 < 382 LITERS	NO	4,088	1,315,431
8418210090	REFRIG,HOUSEHOLD, COMP TYP, VOL 382 LITERS & OVER	NO	16,193	6,317,800
8418220000	REFRIGERATORS, HOUSEHOLD, ABSORPTION, ELECTRICAL	NO	721	98,682
8418290000	REFRIGERATORS, HOUSEHOLD TYPE, NESOI	NO	5,178	940,759
8418300000	FREEZERS, CHEST TYPE, CAPACITY NOT EXC 800 LITERS	NO	1,680	615,824
8418400000	FREEZERS,UPRIGHT,CAPACITY NOT EXCEED 900 LITERS	NO	1,735	1,113,989
8418500040	FREEZING DISPLAY COUNTERS, CABINETS, SHOWCASES	NO	728	898,016
8418500080	REFRIGERATING DISPLAY COUNTERS, CABINETS,SHOWCASES	NO	9,343	4,663,559
8418610040	FINNED COIL COMPRESSION TYPE HEAT EXCHANGERS	NO	213	2,712,913
8418610080	HEAT EXCHANGERS, COMPRESSION TYPE, NESOI	NO	23	48,593
8418690010	ICEMAKING MACH,SELF-CONT,CUBE,FLAKE,CAP N/EXC227KG	NO	209	153,941
8418690015	ICEMAKING MACHINES, NESOI	NO	203	577,711

TABLE 1 - SHIPMENTS OF MERCHANDISE FROM THE UNITED STATES TO PUERTO RICO,  
BY COMMODITY: FISCAL YEAR 2000

COMM-CODE	COMMODITY AND UNIT OF QUANTITY		QUANTITY	VALUE-\$
8418690020	DRINKING WATER COOLERS, REFRIGERATED, SELF-CONTAIN	NO	27,789	793,189
8418690025	SODA FOUNTAIN,BEER DISPENSING EQUIP, REFRIGERATED	NO	570	187,858
8418690045	CENTRIFUGAL LIQUID CHILLING REFRIG UNITS,OPEN-TYPE	NO	46	43,802
8418690050	CENTRIFUGAL LIQUID CHILLING REFRIG UNITS, HERMETIC	NO	118	1,466,304
8418690055	ABSORPTION LIQUID CHILLING UNITS	NO	11	23,728
8418690060	RECIPROCATING LIQUID CHILLING REFRIGERATING UNITS	NO	124	956,952
8418690090	REFRIGERATING OR FREEZING EQUIP, HOUSEHOLD, NESOI	NO	652	213,438
8418690095	REFRIG OR FREEZING EQUIP, EXCEPT HOUSEHOLD, NESOI	NO	4,908	7,410,612
8418910000	FURNITURE DESIGNED TO RECREFRIG OR FREEZING EQUIP	X		19,504
8418990005	REFRIGERATION CONDENSING UNITS, NOT EXCEEDING 746W	NO	1,258	327,345
8418990010	REFRIG CONDENSING UNITS, EXC 746 W NOT EXC 2.2 KW	NO	368	187,618
8418990015	REFRIG CONDENSING UNITS, EXC 2.2 KW NOT EXC 7.5 KW	NO	9	8,334
8418990020	REFRIG CONDENSING UNITS, EXC 7.5 KW NOT EXC 22.3KW	NO	3	20,000
8418990025	REFRIGERATION CONDENSING UNITS, EXCEEDING 22.3 KW	NO	15	162,933
8418990050	PARTS OF REFRIG-FREEZ,SEP EXT DOOR & HOUSE REFRIG	X		6,171,255
8418990060	PARTS,REFRIG,FREEZERS & OTHER REFRIG ORFREEZ EQUIP	X		52,041,478
8419110000	INSTANTANEOUS GAS WATER HEATERS	NO	4,908	375,326
8419190040	SOLAR WATER HEATERS	NO	2,510	121,832
8419190080	INSTANTANEOUS OR STORAGE WATER HEATERS,NESOI,NELEC	NO	7,949	631,700
8419200000	MEDICAL, SURGICAL OR LABORATORY STERILIZERS	NO	23,960	2,262,334
8419390040	DRYERS FOR FOOD AND BEVERAGES	NO	6	14,430
8419390080	DRYERS, TREATMENT OF MATERIALS, TEMP CHANGE, NESOI	NO	53	790,005
8419400040	DISTILLING OR RECTIFYING PLANT FOR FOOD & BEVERAGE	NO	1,122	564,253
8419400080	DIST OR RECTIF PLANT,TREAT MAT, TEMP CHANGE, NESOI	NO	46	1,935,746
8419500000	HEAT EXCHANGE UNITS, INDUSTRIAL TYPE	NO	13,749	9,772,378
8419600000	MACHINERY FOR LIQUEFYING AIR OR OTHER GASES	NO	14	443,965
8419811000	MICROWAVE OVENS FOR COOK OR HEAT FOOD, INDUSTRIAL	NO	5,702	292,515
8419815000	COOKING STOVES,RANGES & OVENS,EXC MICROWAVE,INDUST	NO	3,516	651,907
8419819040	IND MAC,EQUI,REST OR HOTEL USE,FOR HOT DRINK, FOOD	NO	788	2,226,234
8419819080	IND MAC OR EQUIP FOR MAKE HOT DRINK,COOK,HEAT FOOD	NO	17	309,244
8419891000	IND MAC PLT,EQUIP,MAKE PULP,PAPER,PAPERBOARD,NESOI	NO	26	197,945
8419895020	IND MACH, PLANT OR EQUIP DES FOR COOL FOOD,BEVERAG	NO	806	190,361
8419895040	IND MACH, PLANT EQUIP DESIGN FOR COOLING, NESOI	NO	428	1,173,262
8419895060	IND MAC,PLANT,EQUIP,TREAT FOOD,BEV,TEMP CHG,NESOI	NO	2,669	2,067,636
8419895070	IND MAC,PLANT, EQUIP,TREAT RUB, PLAST,TEMP CHG,NES	NO	206	267,550
8419895075	IND MAC,PLANT,EQUIP,TREAT OF MATERL,TEMP CHG,NESOI	NO	2,686	4,626,872
8419902000	PARTS OF MACH & PLANT FOR MAKING PULP,PAPER,PAPBRD	X		90,342
8419909020	PARTS OF EQUIP FOR RESTAURANTS,ETC, TEMP CHANGE	X		664,397
8419909040	PARTS OF MEDICAL, SURGICAL OR LABORATORY STERILIZE	X		1,286,502
8419909500	PARTS F MCH OR EQUIP F TREAT MTL BY TEMP CHG,NESOI	X		4,923,182
8420101000	TEXTILE CALENDERING OR ROLLING MACHINES	NO	8	2,880
8420109040	CALENDER OR OTHER ROLLING MACH FOR RUBBER,PLASTICS	NO	2	3,989
8420109080	CALENDERING OR OTHER ROLLING MACHINES,EXC MTLs,GLS	NO	13	36,804
8420910000	CYLINDERS F ROLLING MACH, EXC F METALS OR GLASS	NO	266	285,875
8420990000	PARTS,NESOI,F FOLLING MACH, EXC F METALS OR GLASS	X		6,758
8421110000	CREAM SEPARATORS	NO	1	4,000
8421120000	CLOTHES-DRYERS, CENTRIFUGAL	NO	7	9,836
8421190000	CENTRIFUGES, NESOI	NO	293	3,332,375
8421210000	WATER FILTERING OR PURIFYING MACHINERY & APPARATUS	NO	40,379	5,903,696
8421220000	BEVERAGE FILTERING OR PURIFYING MACH & APPARATUS	NO	1,603	4,323,571
8421230000	OIL OR FUEL FILTERS FOR INTERNAL COMBUSTION ENGINE	X		1,800,602
8421290005	REFRIGERANT RECOVERY AND RECYCLING UNITS	NO	5,228	16,741
8421290015	OIL-SEPARATION EQUIPMENT	NO	1,459	48,333
8421290040	HYDRAULIC FLUID POWER FILTERS, >=1000 KPA	NO	1,914	92,548
8421290065	OTHER FILTERING,PURIFYING EQUIP. FOR LIQUIDS NESOI	NO	61,613	3,491,501
8421310000	INTAKE AIR FILTERS FOR INTERNAL COMBUSTION ENGINES	X		2,090,081
8421394000	CATALYTIC CONVERTERS	NO	4,297	403,500
8421398005	DUST CLCT./AIR PRFCTN EQUIP.,NESOI,FOR 8456TO8465	X		890,862
8421398015	DUST COLLECT. AND AIR PURIFICATION EQUIPMENT NESOI	X		2,288,262
8421398020	ELECTROSTATIC PRECIPITATORS, IND GAS CLEAN EQUIP	X		9,742
8421398030	INDUSTRIAL GAS CLEANING EQUIPMENT, NESOI	NO	61	13,390
8421398040	GAS SEPARATION EQUIPMENT	NO	1	45,290
8421398060	PNEUMATIC FLUID POWER FILTERS RATED >= 550 KPA	NO	16,615	353,974
8421398090	FILTERING OR PURIFYING MACH & APPARATUS,GAS, NESOI	X		1,659,587
8421910000	PARTS OF CENTRIFUGES, INCLUDING CENTRIFUGAL DRYERS	X		186,885
8421990040	PARTS OF FILTERING AND PURIFYING APPARATUS	X		2,770,218
8421990080	PARTS OF MACH & APPARAT,FILT,PURIFY,LIQ,GAS,NESOI	X		9,650,508
8422110000	DISHWASHING MACHINES, HOUSEHOLD TYPE	NO	723	225,094
8422190000	DISHWASHING MACHINES, EXCEPT HOUSEHOLD TYPE	NO	127	301,428

TABLE 1 - SHIPMENTS OF MERCHANDISE FROM THE UNITED STATES TO PUERTO RICO,  
BY COMMODITY: FISCAL YEAR 2000

COMM-CODE	COMMODITY AND UNIT OF QUANTITY		QUANTITY	VALUE-\$
8422200000	MACH FOR CLEAN OR DRY BOTTLES OR OTHER CONTAINERS	NO	14	316,114
8422301000	CAN-SEALING MACHINES	NO	44	150,075
8422309010	MACHINES FOR AERATING BEVERAGES	NO	24	131,056
8422309020	CONTAINER LABELING MACHINES	NO	396	753,924
8422309030	VACUUM OR GAS PACKAGING MACHINES FOR FILLING	NO	22	182,491
8422309040	MACH FOR FILL,WHETHER OR NOT CAPABLE OF OTHER OPER	NO	214	1,466,510
8422309050	VAC OR GAS PAC, PERFORM ONLY LID, SEAL, CLOSE	NO	4	23,759
8422309060	MACH PERFORMING ONLY LID, SEAL, CLOSE, NESOI	NO	3	19,875
8422309070	MAC FR FIL,CLOSE,SEAL,LABEL,BOT,CAN OR CONTAIN	NO	125	1,645,863
8422309080	MACHINES FOR OPENING, FILLING AND CLOSING BAGS	NO	23	166,066
8422309090	MAC FR FIL,CLOSE,SEAL,CAP,LABEL,BOX,BAG OR CONTAIN	NO	104	5,283,746
8422400000	PACKING OR WRAPPING MACH, (INC HEAT-SHRINK), NESOI	NO	533	4,006,384
8422900540	PARTS OF HOUSEHOLD TYPE DISHWASHING MACHINES	X		62,283
8422900580	PARTS OF DISHWASHING MACHINES, NESOI	X		1,828,993
8422909500	PTS MCH CLN,DRY,BOT,FIL,CLSE,SEAL CONTAINER,NESOI	X		7,582,258
8423100010	DIGITAL ELECTRONIC TYPE PERSONAL WEIGHING MACHINES	NO	5,351	1,526,543
8423100050	PERSONAL WEIGHING MACHINES, INC BABY & HHOLD NESOI	NO	1,129	29,697
8423200000	SCALES FR CONTINUOUS WEIGHING OF GOODS ON CONVEYOR	NO	713	554,015
8423300000	CONST-WGHT SCALES & DISCHRGING PREDET WGHTS IN BAG	NO	88	154,130
8423810010	DIGITAL ELEC COUNT SCALES WEIGHT CAP NOT EXC 30 KG	NO	167	125,679
8423810020	DIGITAL ELEC RETAIL SCALES NON-COMP, WGHT N/EX30KG	NO	83	29,348
8423810030	DIGITAL ELEC RETAIL SCALES COMPUTING,WGHT N/EX30KG	NO	750	145,583
8423810040	DIGITAL ELEC SCALES, WGHT CAP NOT EXC 30 KG, NESOI	NO	197	102,070
8423810050	WEIGHING MACH,MAX WEIGHT NOT EXCEED 30 KG, NESOI	NO	75	63,036
8423820000	WEIGH MACH, NESOI, CAPACITY >30KG BUT <=5000 KG	NO	308	343,024
8423890000	WEIGHING MACHINERY, NESOI	NO	404	410,841
8423900040	DIGITAL WEIGHT INDICATORS	NO	1,935	273,689
8423900080	PARTS OF WEIGHING MACH EXC DIGITAL WEIGHT INDICAT	X		1,047,774
8424100000	FIRE EXTINGUISHERS, WHETHER OR NOT CHARGED	NO	80,517	2,003,279
8424200000	SPRAY GUNS AND SIMILAR APPLIANCES	X		840,936
8424301000	SAND BLASTING MACHINES	NO	107	243,310
8424309000	STEAM AND SIMILAR JET PROJECTING MACHINES, NESOI	X		40,516
8424811000	SPRAYERS (EXC SLF-CONTAIN CAP N/OV20LIT),AGRI HORT	X		219,989
8424819020	OTH IRRGTION EQUIP FOR AGRCLTRL OR HORT,INCL LAT	NO	44,561	4,381,486
8424819040	SPRAYERS, SELF-CONTAINED CAPACITY < 20 LITERS	NO	4,131	316,879
8424819090	AGRICULTURAL OR HORTICULTURAL SPRAY APPL, NESOI	NO	122,684	9,704,062
8424893000	SPRAYING APPL. USED IN SEMICONDUCTOR MANUFACTURE	NO	4,203	48,530
8424897010	SPRINKLER SYSTEMS (FIRE EXTINGUISHING EQUIPMENT)	NO	75	72,681
8424897095	MECH APPLIANCE FOR PROJECT,DISP,SPRAY,LIQ,ETC,NESOI	NO	20,816	815,744
8424902000	PARTS OF SAND BLASTING MACHINES	X		110,765
8424909040	PARTS OF STEAM AND SIMILAR JET PROJECTING MACHINES	X		44,429
8424909500	PARTS,NESOI,OF MECH APPL F SPRAY,ETC,LIQ NESOI	X		680,927
8425110000	PULY TAC&HOST,EXC SKIP,HOST FR RAIS VEH, POW EL MT	NO	18,455	254,412
8425190000	PLY TAC&HOS,EXC SKIP,HOS FR RAIS VEH, N/POW EL MTR	NO	608	379,541
8425310000	WINCHES AND CAPSTANS POWERED BY ELECTRIC MOTORS	NO	230	24,912
8425390000	WINCHES AND CAPSTANS NOT POWERED BY ELECTRIC MOTOR	NO	52	49,427
8425410000	BUILT-IN JACKING SYSTEMS OF A TYPE USED IN GARAGES	NO	266	169,365
8425420000	JACKS AND HOISTS,HYDRAULIC,EXC BLT-IN JACK SYSTEMS	NO	2,038	258,938
8425490000	JACKS, NESOI; HOISTS USED FOR RAISING VEHICLES	NO	9,464	217,530
8426110000	OVERHEAD TRAVELING CRANES ON FIXED SUPPORT	NO	2	304,500
8426120000	MOBILE LIFTING FRAMES ON TIRES & STRADDLE CARRIERS	NO	84	4,151,635
8426190000	OVHD TRV,TRNPT,GNT,BRDG,MOBL LFT FRM&TRD CAR,NESOI	NO	152	1,590,800
8426300000	PORTAL OR PEDESTAL JIB CRANES	NO	3	48,700
8426410005	WORKS TRUCKS FITTED WITH A CRANE, SELF-PROPEL TIRE	NO	33	2,954,422
8426410010	CABLE OPERATED LIFT MACHINERY, SELF-PROPELLED, ON	NO	4	233,015
8426410090	LIFTING MACHINERY, SELF-PROPELLED, ON TIRES, NESOI	NO	10	433,069
8426490090	LIFTING MACHINERY SELF-PROPELLED, NESOI	NO	4	332,400
8426910000	LIFTING MACHINERY DESIGNED FOR MOUNTING ON ROAD VE	NO	50	304,648
8426990000	LIFTING MACHINERY, NESOI	NO	114	1,161,187
8427104000	OPERATOR RIDING COUNTERBALANCED FORK-LIFT, ELCTR	NO	244	4,471,301
8427108010	OPERATOR RIDE SLF-PROPEL WKS TRKS PWR BY ELEC MTR	NO	15	345,106
8427108060	AUTOMATED GUIDED VEHICLES (AGV)'S	NO	8	92,000
8427108090	SELF-PROPEL WKS TRK TRUCK POWERED BY AN ELEC MOTO	NO	2,281	9,709,534
8427204000	SELF-PROPELLED FORKLIFTS, RIDING, COUNTERBALANCED	NO	119	1,849,760
8427208020	SELF-PROPELLED AERIAL WORK PLATFORMS	NO	94	1,655,639
8427208040	SELF-PROPELLED WORKS TRUCKS AND FORKLIFTS, NESOI	NO	67	1,350,733
8427900020	AERIAL WORK PLATFORM TRKS EXC SELF-PROPELLED TRKS	NO	151	1,578,322
8427900040	FORK-LIFT & OTHER WORKS TRUCKS W/LIFT,HANDL EQUIP	NO	268	2,731,815
8428100000	PASS OR FREIGHT ELEVATOR EXC CONT ACT; SKIP HOISTS	NO	166	1,083,987

TABLE 1 - SHIPMENTS OF MERCHANDISE FROM THE UNITED STATES TO PUERTO RICO,  
BY COMMODITY: FISCAL YEAR 2000

COMM-CODE	COMMODITY AND UNIT OF QUANTITY		QUANTITY	VALUE-\$
8428200010	CONVEYORS, PNEUMATIC	NO	65	388,444
8428200050	ELEVATORS, PNEUMATIC	NO	283	542,475
8428310000	CONT-ACT ELEVAT & CONVEY FOR GOODS, UNDERGROUND US	NO	47	309,464
8428320000	CONT-ACT ELEV & CONVEY,FR GOODS OR MATL,BUCKET TYP	NO	22	122,486
8428330000	CONT-ACT ELEV & CONVEY,FR GOODS OR MATL,BELT TYPE	NO	331	1,997,167
8428390000	CONT-ACT ELEV & CONVEY,FR GOODS OR MATERLS, NESOI	NO	7,644	2,649,166
8428400000	ESCALATORS AND MOVING WALKWAYS	NO	23	2,297,000
8428500000	WAG PUSH, LOCO WAG TRAV,WAG TIP&RAIL WAG HNDL EQUIP	NO	1	40,000
8428900006	WOODLAND LOG HANDLING EQUIP.,(OTHER THAN SKIDDERS)	NO	10	17,488
8428900015	INDUSTRIAL ROBOT FOR LIFT, HAND,LOAD/UNLOAD,NESOI	NO	6	15,834
8428900020	OIL & GAS FILD MACH FOR LIFT,HANDLE,LOAD OR UNLOAD	NO	1	20,000
8428900030	SIDEBOOMS & PIPEHANDLE F LFT,HANDLE,LOAD OR UNLOAD	NO	6	826,711
8428900040	LOADERS, UNDERGROUND MINE TYPE	NO	3	13,993
8428900095	MACH FOR LIFTING,HANDLING,LOADING,UNLOADING,NESOI	NO	242	433,455
8429110010	BULLDOZERS & ANGLEDZERS,SELF-PROPEL,TRACK LAY,NEW	NO	4	176,500
8429110090	BULLDOZERS & ANGLEDZERS,SELF-PROPEL,TRAK LAY,USED	NO	9	492,500
8429190010	BULLDOZERS AND ANGLEDZERS, SELF-PROPEL, NEW,NESOI	NO	4	256,500
8429190090	BULLDOZERS AND ANGLEDZERS,SELF-PROPEL,USED,NESOI	NO	38	2,368,600
8429200000	GRADERS AND LEVELERS, SELF-PROPELLED	NO	20	840,227
8429300060	SCRAPERS, SELF-PROPELLED, USED OR REBUILT	NO	2	600,000
8429400020	TAMPING MACHINES AND ROAD ROLLERS, VIBRATORY, NEW	NO	69	3,090,347
8429400040	TAMPING MACHINES AND ROAD ROLLERS, NEW, NESOI	NO	1	220,000
8429400060	TAMPING MACHINES AND ROAD ROLLERS, USED OR REBUILT	NO	6	331,170
8429511015	TRACT SHOVLDR,REAR ENG MT,4WH DR,CAP UND1.5M3,NEW	NO	61	674,059
8429511025	SHOVLDR,REAR ENG MT,4WH DR,CAP1.5M3UNDER2.2M3,NEW	NO	7	610,446
8429511030	SHOVLDR,REAR ENG MT,4WH DR,CAP2.2M3UNDER2.9M3,NEW	NO	11	405,770
8429511035	SHOVLDR,REAR ENG MT,4WH DR,CAP2.9M3UNDER3.8M3,NEW	NO	2	243,665
8429511040	SHOVLDR,REAR ENG MT,4WH DR,CAP3.8M3UNDER5.2M3,NEW	NO	3	856,378
8429511045	SHOVLDR,REAR ENG MT,4WH DR,CAP5.2M3 UND 7.6M3,NEW	NO	1	168,497
8429511050	SHOVLDR, REAR ENG MT,4WH DR,CAP7.6M3UN11.4M3,NEW	NO	2	558,566
8429511055	SHOVLDR, REAR ENG MT,4WH DR,CAP 11.4 M3 AND OVER	NO	1	162,852
8429511060	FRONT-END SHOVEL LOADERS, WHEEL TYPE, NEW, NESOI	NO	248	2,829,649
8429511065	FRONT-END SHOVEL LOADERS, WHEEL TYP, USED OR REBLT	NO	47	1,400,574
8429515060	FRONT-END SHOVEL LOADERS, USED OR REBUILT, NESOI	NO	21	695,914
8429521010	EXCAVATORS WITH 360 REVOL SUPSTR,CRAWL MT,HYD,NEW	NO	48	6,320,647
8429521030	EXCAVAT WITH 360 REVOL SUPSTR,HYD,EXC CRAWL MT,NEW	NO	1	15,000
8429521050	EXCAVATORS W/ 360 REVOL SUPERSTRUCTURE,USED,REBLT	NO	3	60,000
8429525010	MECH SHVL,EXCAVAT,SHVL LOAD,360 REVOL STUR,NEW	NO	7	833,629
8429525090	MECH SHVL EXCAVAT,SHVL LOAD,360 REVOL STUR,USED	NO	4	67,000
8429591030	BACKHOES, NEW, EXC 360 REVOLVING SUPERSTRUCTURE	NO	220	8,161,515
8429591060	SHOVL,CLMSHL&DRAGLINE,NEW,EXC 360 REVOL SUPERSTRU	NO	3	109,512
8429591090	BACKHOES,SHOVELS,CLMSHL,USED,EXC.360 REVOL.SUPSTR	NO	81	1,206,443
8429595020	LADDER TYPE DITCHERS AND TRENCHERS, NEW	NO	58	356,890
8429595040	DITCHERS AND TRENCHERS, EXCEPT LADDER TYPE, NEW	NO	4	487,873
8429595060	MECH SHVL,EXCAVAT,SHVL LOAD,EXC 360 REVOL STUR,NEW	NO	21	2,487,948
8429595080	MECH SHVL,EXCAVAT,SHV LOAD,EX360 REVOL STUR,USED	NO	51	2,943,455
8430100000	PILE-DRIVERS AND PILE-EXTRACTORS	NO	11	3,021,580
8430200030	SNOWBLOWERS, ATTACHMENT TYPE	NO	1	2,878
8430200090	SNOWPLOWS	NO	6	208,683
8430310000	COAL OR ROCK CUTTERS & TUNNEL MACH, SELF-PROPELLED	NO	7	128,431
8430390000	COAL OR ROCK CUTTERS & TUNNEL MACH, NESOI	NO	3	100,000
8430410000	BORING OR SINKING MACHINERY, SELF-PROPELLED	NO	24	2,484,901
8430494000	OFFSHORE OIL AND NATURAL GAS DRILL & PROD PLATFORM	KG	136	2,854
8430498020	BOR OR SINK MACH FOR OIL WELL & GAS FLD DRIL,NESOI	NO	2	325,300
8430498040	BOR OR SINK MACH FOR WATER WELL DRILLING, NESOI	NO	1	6,535
8430498050	BORING OR SINKING MACHINERY, NESOI	NO	7	310,996
8430500000	MOVE,GRADE,LEVEL,SCRAP,EXCAVAT,SELF-PRPLD, NESOI	NO	37	681,922
8430610000	TAMPING OR COMPACTING MACHINERY,NOT SELF-PROPELLED	NO	17	210,969
8430620000	SCRAPERS, NOT SELF-PROPELLED	NO	1	10,000
8430690000	MOVE,GRADE,LEVEL,SCRAP,EXCAVAT,EXTRACT MACH, NESOI	NO	597	7,145,927
8431100010	PTS,PULY TKLE & HOISTS EXC SKIP OR FOR RAISING VEH	X		27,400
8431100090	PARTS OF WINCHES, CAPSTANS AND JACKS	X		4,430,869
8431200000	PTS OF FRK LFT TRKS & WORKS TRKS WITH LIFT OR HNDL	X		1,020,843
8431310020	PARTS OF SKIP HOISTS	X		4,291
8431310040	PARTS OF ESCALATORS	X		6,652
8431310060	PARTS OF ELEVATORS, EXC CONT ACTION,SK HOIST,ESCAL	X		590,702
8431390010	PARTS OF PNEUMATIC ELEVATORS AND CONVEYORS	X		4,154,314
8431390050	PARTS OF OIL AND GAS FIELD MACHINERY	X		703,900
8431390090	PTS OF LFT,HANDL,LOAD OR UNLOAD MACH HEAD8428NESOI	X		3,257,400



TABLE 1 - SHIPMENTS OF MERCHANDISE FROM THE UNITED STATES TO PUERTO RICO,  
BY COMMODITY: FISCAL YEAR 2000

COMM-CODE	COMMODITY AND UNIT OF QUANTITY		QUANTITY	VALUE-\$
8431410020	SHOVEL ATTACHMENTS	NO	7	11,557
8431410040	CLAMSHELL (GRAPPLER) ATTACHMENTS	NO	5	42,060
8431410080	BUCKETS, SHOVELS, GRABS AND GRIPS, NESOI	NO	721	876,301
8431420000	BULLDOZER OR ANGLEDZER BLADES	NO	319	185,538
8431434000	PTS OF OFFSHORE DRILLING AND PRODUCTION PLATFORMS	X		18,520
8431438010	PTS OF OIL & GAS FIELD MACH,NESOI,OF SUBHD 8430.49	X		2,254,269
8431438090	PTS OF BORIN,SINKIN MAC OF SUBHEAD 8430.41,8430.49	X		87,526
8431491010	PTS OF OVHEAD TRAVL,TRANSP,T,ATRY,BRIDGE,JIB CRANES	X		1,327,184
8431491060	PTS OF MOBIL LFT FRME,STRAD CARR & WRKS TRKS/CRANE	X		618,887
8431491090	PARTS OF MACHINERY OF HEADING 8426 NESOI	X		434,590
8431499005	BACKHOE ATTACHMENTS FOR MOUNTING ON MACHINERY	NO	18	435,000
8431499010	FRONT-END LOADER ATTACHMENTS FOR MOUNTING ON MACH	NO	117	121,114
8431499015	RIPPERS AND ROOTERS FOR MOUNTING ON MACHINERY	NO	3	46,848
8431499020	ATTACH FOR MOUNT ON MAC OF HEAD8426,8429,8430NESOI	NO	17	71,499
8431499027	PARTS OF COAL OR ROCK CUTTERS & TUNNELING MACH	X		51,528
8431499037	PARTS OF BACKHOES,SHOVELS,CLAMSHELLS AND DRAGLINES	X		256,478
8431499057	PARTS, NESOI, OF MACHINERY OF HEADING 8429 OR 8430	X		1,150,434
8432100060	PLOWS, NESOI	NO	8	15,000
8432210000	DISC HARROWS	NO	36	228,582
8432290040	CULTIVATORS, TRACTOR DRAWN OR FOR TRACTOR MOUNTING	NO	1	8,157
8432290080	CULTIVATORS, WEEDERS AND HOES, NESOI	NO	22	298,408
8432290090	HARROWS AND SCARIFIERS, NESOI	NO	11	48,639
8432300010	PLANTERS AND TRANSPLANTERS	NO	360	2,613
8432300090	SEEDERS	NO	2	31,694
8432800000	AGRIL,HORT,FORSTY MACH FOR SOIL PREP OR CULTIVATE	NO	468	339,016
8432900005	PARTS OF PLOWS	X		25,312
8432900030	PTS OF SEED,PLNT,TRNSPLNT,MANUR SPRED,FERTILIZ DIS	X		154,383
8432900080	PTS OF AG,HORT,FORTY MAC FR SOIL PREP OR CULTIVATE	X		344,550
8433110010	ELECTRIC LAWN MOWERS,INC BATTERY OPERATED	NO	244	149,516
8433110020	RIDING MOWERS, OTHER THAN ELECTRIC, UNDER 5.2 KW	NO	57	51,000
8433110040	RIDING MOWERS, OTHER THAN ELECTRIC,7.46KW AND OVER	NO	540	8,089
8433110050	MOWERS FOR LAWNS,PARKS,ETC.,EXC.RIDING,UNDER 3.7KW	NO	9,882	4,414,903
8433110060	MOWERS FOR LAWNS,PARKS,ETC.,EXC.RIDING OVER 3.7KW	NO	189	41,285
8433190010	GREENS MOWERS	NO	449	194,450
8433190030	MOWERS, RIDING, FOR LAWNS, PARKS OR SPORTS GROUNDS	NO	3	31,187
8433190040	MOWERS,NON RID,GAS POWER,FOR LAWN,PARKS,SPORTS GRN	NO	485	126,279
8433190050	MOWERS FOR LAWN, PARKS OR SPORTS GROUNDS, NESOI	NO	685	200,239
8433200040	MOWERS, TRACT DRAWN,MOUNT,EXC ROTARY CUTTER TYPE	NO	3	7,000
8433200060	MOWERS, INC CUTTER BARS FOR TRACTOR MOUNTING,NESOI	NO	349	273,612
8433300000	HAYING MACHINES OTHER THAN MOWERS	NO	253	109,410
8433400000	STRAW OR FODDER BALERS, INCLUDING PICK-UP BALERS	NO	17	212,450
8433590090	HARVESTING MACHINERY OR THRESHING MACHINERY, NESOI	NO	1	9,000
8433600090	MACH FOR CLEAN, SORT, GRADE, FRUIT OR AGRIL PRODUCE	NO	48	710,713
8433901000	PARTS OF MOWERS FOR LAWNS, PARKS OR SPORTS GROUNDS	X		423,019
8433905040	PARTS OF MOWERS, HARVEST & THRESH MACH, NESOI	X		74,851
8433905060	PARTS OF MACHINES FOR CLEAN, SORT OR GRADE EGGS	X		4,302
8433905080	PARTS OF MACH FOR CLEAN, SORT, GRADE FRUIT AGR PROD	X		4,651
8434100000	MILKING MACHINES	NO	1,099	115,409
8434200000	DAIRY MACHINERY	NO	23	337,125
8434900000	PARTS OF MILKING MACHINES AND DAIRY MACHINERY	X		100,905
8435100000	PRESS, CRUSH & SIM MAC, USE IN MANUF OF FRUIT JUICES	NO	8	160,524
8435900000	PTS, PRES, CRUSH&SIM MAC, USE IN MFG OF FRUIT JUICES	X		16,958
8436100000	MACHINERY FOR PREPARING ANIMAL FEEDS	NO	6	100,586
8436210000	POULTRY INCUBATORS AND BROODERS	NO	30	45,000
8436290000	POULTRY-KEEPING MACHINERY	NO	1,229	372,706
8436800040	BARN AND BARNYARD MACHINES	NO	15	21,100
8436800060	MACHINES FOR PREPARING CROPS FOR MARKET OR FOR USE	NO	46	1,028,789
8436800080	AG,HORT,BE-KEP MAC INC GERMINAT PLT,MECH THERM EQ	NO	15	85,075
8436910000	PARTS OF POULTRY-KEEP MAC OR POULTRY INCUB & BROOD	X		95,346
8436990060	PTS OF MAC FOR PREPARE CROPS FR MKT,USE,INC AMN FD	X		21,095
8436990080	PTS FR AG,HORT,BE-KEP MC INC GERM PLT MEC/THRM EQ	X		378,422
8437100000	MACH FOR CLEAN, SORT OR GRADE SEED, GRAIN, DR LEG VEG	NO	14	36,875
8437800000	MACH F MILLING OR WORKING CEREALS & VEG, EXC FARM	NO	36	449,953
8437900000	PARTS OF MACH F CLEAN, SORT, MILL GRAIN, VEG, EX FARM	X		262,542
8438100000	BAKERY MACH & MACH F MANUF MACARONI, SPAGHETTI, ETC	NO	4,418	597,114
8438200000	MACH FOR THE MANUF OF CONFECTIONERY, COCOA OR CHOC	NO	51	274,724
8438300000	MACHINERY FOR SUGAR MANUFACTURE	NO	11	99,050
8438400000	BREWERY MACHINERY	NO	2	25,000
8438500010	MEAT-AND POULTRY-PACKING PLANT MACHINERY	NO	468	209,531

TABLE 1 - SHIPMENTS OF MERCHANDISE FROM THE UNITED STATES TO PUERTO RICO,  
BY COMMODITY: FISCAL YEAR 2000

COMM-CODE	COMMODITY AND UNIT OF QUANTITY		QUANTITY	VALUE-\$
8438500090	MACH FOR THE PREPARATION OF MEAT OR POULTRY, NESOI	NO	43	226,991
8438600000	MACH FOR PREPARATION OF FRUITS, NUTS OR VEGETABLES	NO	3	41,070
8438800000	IND PREP,MANUF FOOD,DRINK EXC EXT,PREP ANIM,VEG OL	NO	30,908	4,869,070
8438900000	PARTS OF MACH OF CH 84, NESOI,IND PREP FOOD,DRINK	X		3,047,463
8439200010	MACHINERY FOR MAKING PAPER OR PAPERBOARD, NEW	NO	20	2,600
8439200090	MACH FOR MAKING PAPER OR PAPERBOARD, USED OR REBLT	NO	25	636,573
8439300000	MACHINERY FOR FINISHING PAPER OR PAPERBOARD	NO	37	207,355
8439910000	PARTS OF MACH F MAKE PULP OF FIBR CELLULOSIC MATL	X		51,535
8439991000	PARTS OF MACHINERY FOR MAKING PAPER OR PAPERBOARD	X		106,984
8439995000	PARTS OF MACH FOR FINISHING PAPER OR PAPERBOARD	X		107,975
8440100000	BOOKBINDING MACH, INCLUDING BOOK-SEWING MACHINES	NO	61	523,974
8440900000	PARTS FOR BOOKBIND MACH, INC BOOK-SEW MACHINES	X		649,157
8441100000	CUTTING MACHINES	NO	200,147	71,979
8441200000	MACHINES FOR MAKING BAGS, SACKS OR ENVELOPES	NO	110	337,272
8441300000	MAC FR MAK CART,BOX,CASE,TUBE,DRUM OR CONT EX MOLD	NO	561	2,007,462
8441400000	MACH FOR MOLD ART IN PAPER PULP,PAPER OR PAPERBOAR	NO	1	5,000
8441800000	MACH FR MAKE UP PAPER PULP,PAPER,PAPERBRD	NO	3	45,700
8441900000	PTS OF MAC FR MAKE UP PAPER PULP,PAPER/PAPBRD,CUT	X		588,276
8442100000	PHOTOTYPESETTING AND COMPOSING MACHINES	NO	27	358,809
8442200000	MAC,APP,EQUIP FR TYPSET OR COMP,PROC W/OUT FUN DEV	NO	103	1,006,428
8442300000	MACH & EQUIP, NESOI, F MAKING PRINT BLOCKS, PLATES	NO	13,865	15,084,982
8442400000	PARTS OF MACH & EQUIP F MAKE PRINT BLOCKS, ETC	X		514,466
8442505000	PRINTING TYPE,PLATES ETC,PREPARED F ENGRVNG & IMPR	X		6,270,937
8442508000	PRINTING TYPE, PLATES, CYLINDERS, ETC, NESOI	X		580,245
8443120000	SHEET-FED, OFFICE TYPE, OFFSET PRINTING MACHINERY	NO	3	23,593
8443190000	OFFSET PRINTING MACHINERY, NESOI	NO	28	109,939
8443290000	LETTERPRESS PRINTING MACHINERY, EXCEPT REEL-FED	NO	44	480,871
8443300000	FLEXOGRAPHIC PRINTING MACHINERY	NO	4	47,596
8443511000	INK- JET TEXTILE PRINTING MACHINERY	X		343,920
8443515000	INK-JET PRINTING MACH, EXC TELTILE PRINTING, NESOI	X		965,383
8443591000	TEXTILE PRINTING MACH OTHER THAN INK-JET PRINTING	X		121,221
8443595000	PRINTING MACHINERY, NESOI	X		504,286
8443600000	MACHINES FOR USES ANCILLARY TO PRINTING	X		426,030
8443901000	PARTS OF TEXTILE PRINTING MACHINERY	X		292,693
8443905000	PARTS OF PRINTING MACH AND MACH FOR ANCILLARY USE	X		2,835,639
8444000010	TEXTURING MACHINES	NO	10	22,215
8444000090	MACH FOR EXTRUD, DRAW OR CUT MAN-MADE TEXTIL MATRL	NO	7,441	1,040,195
8445110000	CARDING MACHINES FOR PREPARING TEXTILE FIBERS	NO	5	12,200
8445190040	COTTON GINS	NO	6	399,600
8445190080	MACHINES FOR PREPARING TEXTILE FIBERS, NESOI	NO	2	10,136
8445200000	TEXTILE SPINNING MACHINES	NO	65	241,964
8445400000	TEXTILE WINDING (INC WEFT WIND) OR REELING MACHINE	NO	1	2,681
8445900000	MAC,PROD TEX YRN & PREP,USE ON MAC,HEAD 8446,8447	NO	37	107,744
8446100010	POWER LOOMS FOR WEAVING FABRICS WIDTH NOT EXC 30CM	NO	2	7,688
8446290000	WEAVING MACH,FABRIC EXCEED 30CM,SHUTTLE TYPE,NESOI	NO	11	27,000
8446300000	WEAVING MACH F FABRICS OV 30 CM WIDE, SHUTTLELESS	NO	1	5,024
8447111000	HOSIERY KNIT MAC,CIRCUL,CYL DIAMETER NOT EXC 165MM	NO	275	491,938
8447119000	CIRCULAR KNIT MCH, CYL DIA NOT OV 165MM,EX HOSIERY	NO	3	10,478
8447900000	KNIT MCH,NESOI, & TUFT MCH;MCH F MAKE LACE,NET,ETC	NO	41	344,300
8448110000	DOB & JAC;CARD REDUC,COPY,PUNCH,ASSM MAC AS AUX MC	X	0	98,340
8448190000	AUXILIARY MAC FOR MAC OF HEAD 8444,8445,8446,8447	X	0	8,136
8448201000	PTS OF MACH FOR EXTRUD OR DRAW MAN-MADE TEXT FILMT	X	0	43,381
8448205010	PARTS OF TEXTURING MACHINES	X	0	5,935
8448205090	PTS & ACCESS OF MACH OF HEAD 8444 OR THEIR AUX MAC	X	0	186,022
8448310000	CARD CLOTHING	M2	596	45,090
8448320090	PTS OF MACH FOR PREPAR TEXTILE FIBRS,NESOI	X		804,172
8448330000	SPINDLES,SPIN FLYERS,SPIN RINGS & RING TRAVELLERS	X		84,367
8448391000	PARTS OF SPINNING, DOUBLING OR TWISTING MACHINES	X		4,050
8448399000	PTS & ACCES OF MACH OF HEAD 8445 OR THEIR AUX MAC	X		15,416
8448490000	PARTS & ACCES OF WEAV MACH OR THEIR AUX MACH,NESOI	X		13,290
8448514000	NEEDLES FOR KNITTING MACHINES	THS	8,196	749,307
8448515000	SINKER,NEEDLE,&OTHER ART USED IN FORM STITCH,NESOI	X		79,936
8448591000	PARTS OF KNITTING MACHINES	X		43,319
8448595000	PTS & ACCES OF MACH OF HEAD 8447 OR THEIR AUX MACH	X		47,378
8449000000	MACH F MANUF OR FINISH NONWOVENS;HAT BLOCKS; PARTS	X		434,791
8450110010	WASHING MACH, COIN OPERATE, AUTO, CAP NOT EXC 10 K	NO	93	26,434
8450110090	WASH MACH,EXC COIN OPERATE, AUTO,CAP NOT EXC 10 KG	NO	3,723	1,037,917
8450120000	WASH MAC WITH BLT-IN CENT DRY,CAP NOT EXC 10 KG	NO	273	164,508
8450190000	WASH MACH, CAPACITY NOT EXC 10 KG, HOUSEHOLD,NESOI	NO	5,128	1,749,807

TABLE 1 - SHIPMENTS OF MERCHANDISE FROM THE UNITED STATES TO PUERTO RICO,  
BY COMMODITY: FISCAL YEAR 2000

COMM-CODE	COMMODITY AND UNIT OF QUANTITY		QUANTITY	VALUE-\$
8450200010	WASH MACH,COIN OP,CAP EXC 10KG,HOUSEHOLD,LAUNDRY	NO	64	20,000
8450200090	WASH MACH,CAP EXC 10KG, HOUSEHOLD,LAUNDRY-TYP,NESOI	NO	11,658	2,598,079
8450900000	PTS OF HOUSEHOLD OR LNDRY-TYP WASH MAC INC WSH/DRY	X		209,696
8451100000	DRY-CLEANING MACHINES	NO	52	108,141
8451210010	DRYING MACH, COIN OPERATED, CAP NOT EXCEED 10 KG	NO	80	25,041
8451210090	DRYING MACH, EXC COIN OP, CAP NOT EXCEEDING 10 KG	NO	1,283	221,131
8451290010	DRYING MACH, FOR DRYING MADE UP ARTICLES, NESOI	NO	85	22,463
8451290090	DRYING MACHINES, NESOI	NO	202	107,799
8451300000	IRONING MACH AND PRESSES (INCLUD FUSING PRESSES)	NO	1,020	348,718
8451400000	WASHING, BLEACHING OR DYEING MACHINES	NO	59	281,841
8451500000	MACH FOR REEL,UNREEL,FOLDING,CUT OR PINK TEXT FAB	NO	10	1,514,892
8451800000	MACHINERY OF HEADING 8451, NESOI	NO	647	744,098
8451900010	PTS,MAC FOR WASH,DRY-CLEAN,IRON,PRESS,DRY TEXT ART	X		62,432
8451900020	PARTS OF MACH FOR BLEACH, DRY, WASHING OR CLEANING	X		30,504
8451900090	PARTS OF MACHINERY OF HEADING 8451, NESOI	X		1,889,853
8452100000	SEWING MACHINES OF THE HOUSEHOLD TYPE	NO	1,930	512,905
8452210000	SEW MACH, EXC HOUSEHOLD TYPE, AUTOMATIC UNITS	NO	391	950,264
8452290000	SEWING MACH, EXCEPT HOUSEHOLD TYPE, NESOI	NO	190	240,572
8452300000	SEWING MACHINE NEEDLES	THS	523	44,146
8452400000	FURNITURE, BASES & COVERS FOR SEWING MACH & PARTS	X		193,057
8452900010	PARTS OF HOUSEHOLD SEWING MACHINES, NESOI	X		15,052
8452900090	PARTS OF SEWING MACHINES, NESOI	X		265,160
8453100000	MACH FOR PREPAR,TANN OR WORK HIDS,SKINS OR LEATHER	NO	1,660	331,943
8453200000	MACHINERY FOR MAKING OR REPAIRING FOOTWEAR	NO	232	1,404,034
8453800000	MACH FOR MAKE,REPAIR ART OF HIDE,SKIN,LEATHER,NESOI	NO	28	82,528
8453900000	PARTS OF MACH F PREP OR MAKE ART OF HIDES,LEATHER	X		792,964
8454200090	LADLES USED IN METALLURGY OR FOUNDRIES; INGOT MOLD	KG	1,332	146,786
8454300010	DIE CASTING MACHINES	NO	33	50,715
8454300090	CASTING MACHINES EXCEPT DIE CASTING	NO	9,152	36,052
8454900030	PARTS OF DIE CASTING MACHINES	X		55,492
8454900060	PARTS OF CASTING MACHINES EXCEPT DIE CASTING	X		163,279
8454900090	PTS OF CONVERT,LADLE,INGOT MOLDS,USED IN METLLURGY	X		241,911
8455100000	TUBE ROLLING MILLS	NO	3	24,732
8455210000	HOT OR COMBINATION HOT & COLD ROLL MILL EXC TUBE	NO	2	19,800
8455300010	ROLLS FOR ROLLING MILLS, GRAY IRON	KG	2,026	5,430
8455300090	ROLLS FOR ROLLING MILLS, NESOI	KG	11,949	157,094
8455900000	PARTS FOR METAL ROLLING MILLS EXC ROLLS FOR ROL MI	KG	129,671	920,246
8456100000	LASER OR OTHER LIGHT OR PHOTON BEAM MACHINE TOOLS	NO	2	43,868
8456300000	ELECTRO-DISCHARGE MACHINE TOOLS FOR REMOVING MATL	NO	1	119,110
8456910000	MACH TOOLS FR DRY ETCHING PATTERNS ON SEMICOND MAT	NO	99,105	33,170
8456991000	MACH TOOLS,MTL-WORK,ION BEAM MILL TO PROD/REP MASK	NO	22	25,556
8456993040	MACHINE TOOLS, METAL WKNG,N/C,NESOI,ELC-BM,PLS-ARC	NO	3	101,934
8456995000	MACHINE TOOLS, NESOI, O/T METAL, BEAM,ETC.,PROCESS	NO	72	689,469
8457100035	MACHING CENTERS, AUTO TOOL CHNG, EXCEPT VERTICAL	NO	1	15,948
8457100045	MACHING CENTERS, WITHOUT AUTOMATIC TOOL CHANGERS	NO	2	98,250
8458110005	HORIZONTAL LATHES, METAL REMOVING, N/C, USED/REBLT	NO	4	14,074
8458190090	HORIZ LATHES, MTL REMOV,EXC N/C,>\$3,025, NEW,NESOI	NO	1	4,790
8458915040	LATHES FOR REMOVING METAL, N/C, USED/REBLT, NESOI	NO	3	18,665
8458995030	LATHES FOR REMOVING METAL, EXC N/C, USED, NESOI	NO	1	4,778
8458995060	LATHES FOR REMOVING METAL,EXC N/C,UNDER \$3025, NEW	NO	6	6,879
8458995090	LATHES FOR REMOVING METAL,EXC N/C,OVER \$3025, NEW	NO	16	124,700
8459100000	WAY-TYPE UNIT HEAD MACHINES	NO	2	10,657
8459210040	DRILLING MACH, METAL, N/C, USED OR REBUILT	NO	2	2,704
8459290020	DRILL MACH, METAL, EXCEPT N/C, UND \$3025 NEW	NO	1	3,531
8459290040	DRILL MCH, METAL, MULTI SPNDL,EX N/C,\$3025 & OV,NW	NO	1	5,171
8459290050	DRILL MCH,METAL,RADIAL, EX N/C, \$3025 & OV, NEW	NO	5	181,000
8459290070	DRIL MC,UPRT,EX MULTI,MTL REMOV,EX N/C,OV\$3025,NEW	NO	1	103,000
8459290090	DRIL MC,MTL REMOV,EX MULTI SPIN,EX N/C,OV\$3025,NEW	NO	5,456	85,192
8459390050	BOR-MIL MAC,EX HOR SPIN,MTL REMOV,EX N/C OV \$3025	NO	1	8,952
8459400020	BORING MACH, METAL REMOVING, UNDER \$3025 NEW	NO	474	38,829
8459400050	BORING MACH,VERT,MTL REMOV,EXC N/C,OV \$3025, NEW	NO	1	8,310
8459400080	BORING MACH,EX VERT,MTL REMOV,EXC N/C, OV \$3025 NE	NO	101	333,297
8459610040	MILLING MACH,EXC KNEE TYP,MTL REMOV, N/C, USED	NO	3	2,600
8459610080	MILLING MACH, EXC KNEE TYP, MTL REMOV, N/C, NEW	NO	2	21,990
8459690020	MILL MAC,EXC KNEE TYP,MTL REMOV,EX N/C,UN\$3025,NEW	NO	7	10,458
8459700060	THREAD/TAPP MAC,MTL REMOV, EXC N/C,UNDER \$3025	NO	9	5,907
8459700080	THREAD/TAPP MAC,MTL REMOV,EX N/C,OV\$3025,NEW,NESOI	NO	6,198	103,073
8460110040	FLAT-SUR GRIND MAC,MTL REMOV,ACCU 0.01MM,N/C,USED	NO	13	9,195
8460190050	FLAT-SUR GRIND MA,MTL REMOV,ACCU 0.01MM,EX N/C,NESOI	NO	1	3,500

TABLE 1 - SHIPMENTS OF MERCHANDISE FROM THE UNITED STATES TO PUERTO RICO,  
BY COMMODITY: FISCAL YEAR 2000

COMM-CODE	COMMODITY AND UNIT OF QUANTITY		QUANTITY	VALUE-\$
8460290005	GRIN MA EX FLT SUR,MTL REMOV,ACC0.01MM,EX N/C,USED	NO	6	9,871
8460310040	SHARPENING MACH, METAL REMOVING, N/C, USED/REBUILT	NO	3	6,655
8460390050	SHARPEN MACH, MTL REMOV, EXC N/C,OVER \$3,025, NEW	NO	2	12,489
8460400080	HONING/LAPPING MACH,MTL REMOV,EX N/C, OV \$3025,NEW	NO	3	28,927
8460900010	MAC TOOLS FR FINISH MTL USING ABRASIVES,NESOI,USED	NO	6	5,925
8460900020	MAC TLS FR FINISH MTL USE ABRAS,NESOI,UN\$3025, NEW	NO	44	29,859
8460900080	MAC TOOLS USING ABRASIVES,NESOI,EX N/C,OV\$3025,NEW	NO	15	135,990
8461405060	GEAR GRIND OR FINISH MACH,MTL REMOV, \$3025, OV,NE	NO	1	2,880
8461500020	SAW OR CUT-OFF MACH, MTL REMOV, UNDER \$3025, NEW	NO	45	5,514
8461500090	SAW OR CUT-OFF MAC,MTL REMOV,EXC N/C, \$3025 OV, NE	NO	3	108,000
8461900010	MACHINE TOOLS WORKING BY REMOVING METAL,NESOI,USED	NO	3	18,302
8461900020	MAC TOOLS WRKING BY REMOVING MTL,NESOI,UN\$3025,NEW	NO	4	10,020
8461900080	MAC TOOLS WRK BY REMOV MTL,NESOI,EX N/C,\$3025V NEW	NO	14	99,595
8462100010	FORGE OR DIE STAMP MAC (INC PRESS) AND HAMMER,USED	NO	14	242,920
8462210080	BEND,FOLD,STRAIGHTEN,FLATTEN MAC,MTL FORM,N/C,NEW	NO	3	210,800
8462290020	BEND,FOLD,STRAIGHT OR FLAT MAC,EX N/C,UN \$3025,NEW	NO	55	49,171
8462290030	PRESS BRAKES, MTL FORMING, EXC N/C, \$3,025 OV, NEW	NO	6	521,898
8462290050	BEND,FOLD,STRAIGHT OR FLAT MAC,EX N/C, \$3,025 OV,	NO	4	13,120
8462310040	SHEARING MACHINES,EXC COMB, METAL FORM, N/C, USED	NO	1	100,000
8462390050	SHEARING MAC,EXC COMB,MTL REMOV,EX N/C, \$3025 OV,	NO	2	99,000
8462490020	PUNCH OR NOTCH MACH, INC COMB,EXC N/C,UN \$3025,NEW	NO	76	61,884
8462490050	PUNCH OR NOTCH MACH,INC COMB,EXC N/C, \$3025 OV ,NE	NO	2	8,000
8462910090	HYDRAULIC PRESSES, METAL FORMING, EXCEPT N/C, NEW	NO	1	9,777
8462990010	MACH TOOLS, WORK BY FORMING MTL, NESOI, USED	NO	2	22,000
8462990020	MACHS, WRK BY FORM MTL, NESOI, \$3025, UN, NEW	NO	14	10,662
8462990030	MAC, WRK BY FORM MTL, NESOI, N/C, \$3025,UN, NEW	NO	2	18,985
8462990040	MACH TOOLS MECH,MTL FORM,EXC N/C, \$3025 OV, NEW	NO	4	19,590
8462990060	MACH TOOL WRK BY FORM MTL, EXC HYDRL PRESS, NESOI	NO	37	105,154
8463100080	DRAW-BENCHES, METAL FORMING, \$3025, OVER, NEW	NO	1	14,850
8463300040	MACHINES FOR WORKING WIRE, METAL FORMING, USED	NO	4	7,335
8463300060	MACH FOR WORKING WIRE,MTL FORMING, UN \$3025, NEW	NO	41	26,717
8463300080	MACH FOR WORKING WIRE, MTL FORMING, \$3,025 OV, NEW	NO	1	7,995
8463900040	MACH TOOLS FOR WRKING MTL W/OUT REMOV,NESOI,USED	NO	3	33,500
8463900060	MACH FOR WRKING MTL W/OUT REMOV,NESOI,UN\$3025,NEW	NO	9	8,820
8463900080	MACH F WORK MTL W/OUT REMOVE, NESOI,\$3025 & OV,NEW	NO	8	92,020
8464100080	SAWING MACH FOR WORKING STONE,CERAMICS,LIKE MATRLS	NO	6	19,336
8464200010	GLASS-WORKING GRINDING OR POLISHING MACHINES	NO	5	12,808
8464200050	GRINDING OR POLISHING MACHINES FOR MINERAL MATL	NO	37	176,251
8464901040	MACH TOOLS TO SCRIBE OR SCORE SEMICONDUCTOR WAFERS	NO	1	25,000
8464909010	GLASS-WORKING MACH, EXC GRINDING OR POLISHING	NO	1	5,000
8464909090	MACH TOOLS FOR WRKNG STONE OR LIKE MINRL MATRL,NES	NO	19	650,364
8465100005	WOODWORKING TENONERS, USED OR REBUILT	NO	4	45,500
8465100015	WDWRKNG MAC,DFRNT OP,W/O TL CHNG,NO TEN,USED/REBLT	NO	20	2,700,000
8465100045	WDWRKNG MAC,DFRNT OPER,NO TL CHNGE,EXCPT TEN.,NEW	NO	8	247,482
8465100050	MAC WRK CORK,BONE,ETC,MACHIN OPERATION NO TOOL CHG	NO	1,098	2,472,393
8465910012	BAND SAWS,WOODWORKING, USED OR REBUILT	NO	1	3,532
8465910020	WOODWORKING SAWING MACHINES,NESOI,USED OR REBUILT	NO	3	11,270
8465910047	MITER SAWS, WOODWORKING, NEW	NO	20	8,123
8465910076	WOODWORKING SAWING MACHINES, NESOI, NEW	NO	1	6,400
8465910090	SAWING MACHINES, HARD MATL, EXCEPT WOOD, NESOI	NO	3	14,660
8465920031	MOLDERS, WOODWORKING, NEW	NO	18	177,000
8465920061	SHAPERS AND PROFILERS, WOODWORKING, NEW	NO	1	5,836
8465920090	PLAN,MILL,MLDNG(BY CUT)MACH,HRD MTL,NOT WOOD,NESOI	NO	23	336,452
8465930027	EDGE BELT SANDERS, WOODWORKING, NEW	NO	1	3,831
8465930075	OTH,GRIND,SAND OR PLISH MCH,WOODWORKING,NESOI,NEW	NO	6	50,000
8465930090	GRND,SND OR PLSHNG MACH, HRD MTL,(NOT WOOD), NESOI	NO	22	213,908
8465940015	DOWELING MACHINES, WOODWORKING, NEW	NO	35	125,873
8465940065	BENDING/ASSEMBLING MACHINES,WOODWORKING,NESOI,NEW	NO	39	101,124
8465940090	BNDING OR ASSMBLNG MACH, HRD MATL,(NOT WOOD),NESOI	NO	2,666	1,429,928
8465950090	DRLLING OR MRTSING MACH, HARD MATL,(NOT WOOD)NESOI	NO	7	12,726
8465960015	LOG SPLITTERS, WOODWORKING	NO	2	10,000
8465960025	CHIPPERS, WOODWORKING MACHINERY	NO	6	30,999
8465960040	SPLTTING, SLCING OR PRING MCHNES, WDWORKING, NESOI	NO	2	9,500
8465960050	SPLITTING, SLICING OR PARING MACH, HARD MATL,NESOI	NO	1	3,300
8465998070	WOODWORKING MACHINE TOOLS, NESOI	NO	5	115,617
8465998090	MACH TLS FOR WKNG HRD MTRLS,(NOT WOOD),NESOI	NO	5	297,010
8466100010	TOOL HOLDERS FOR FORMING-TYPE OR CUTTING TYPE DIES	X		156,906
8466100030	HOLDERS FOR REPLACEABLE CUTTING OR DRILL INSERTS	X		193,447
8466100070	TOOL HOLDERS AND SELF-OPENING DIEHEADS, NESOI	X		160,150

TABLE 1 - SHIPMENTS OF MERCHANDISE FROM THE UNITED STATES TO PUERTO RICO,  
BY COMMODITY: FISCAL YEAR 2000

COMM-CODE	COMMODITY AND UNIT OF QUANTITY		QUANTITY	VALUE-\$
8466201010	JIGS & FIXTURES, WORK HOLDERS, GEAR CUTTING USE	X		28,819
8466201090	WORK HOLDERS FOR CUTTING GEARS EXC JIGS & FIXTURES	X		12,514
8466208020	JIGS & FIXTURES, WORK HOLDERS FOR MTLWRKING MACHS	X		93,386
8466208030	WORK HOLDERS FOR MTLWRKING MACH, EXC JIGS/FIXTURES	X		688,522
8466208040	JIGS & FIXTURES, NESOI, FOR MACH TOOLS,	X		118,792
8466208060	WORK HOLDERS FOR MACHINE TOOLS, NESOI	X		479,023
8466301000	DIVIDING HEADS FOR MACHINE TOOLS	X		2,619
8466306080	MCH,NOT WDWKNG,AS SPCL ATTCHMNTS FOR MCH TLS NESOI	X		3,329,084
8466308050	SPEC ATTACH, NESOI, FOR MACH TOOLS	X		79,395
8466910000	PARTS FOR MACHINES OF HEADING 8464	X		675,662
8466920020	PARTS FOR WOODWORKING MACHINES	X		61,699
8466920080	OTHER PARTS FOR MACHINES OF HEADING 8465	X		286,480
8466933050	PART/ACCES OF METLWKNG MACH TOOLS FOR CUTTING GEAR	KG	255,016	56,318,738
8466939000	PARTS F MACH OF HEADING 8456 TO 8461,EXC GEAR CUT	KG	74,066	3,651,903
8466940000	PARTS FOR MACHINES OF HEADING 8462 OR 8463	X		1,489,414
8467111040	GRINDERS, POLISHERS & SANDERS,MTL WRK,RTY,PNEU,HND	NO	1,286	341,241
8467111080	ROTARY TYP PNEU HND-DIR TLS FOR METALWORKING,NESOI	NO	42	31,953
8467115010	ROCK DRILLS, ROTARY TYP, PNEU HAND DIRECTED,NESOI	NO	319	490,255
8467115020	DRILLS,EX ROCK,SCREWDRIVERS,NUT RUNERS,RTY,PNEU,HD	NO	53	85,361
8467115040	WRENCHES, ROTARY, PNEU, HAND-DIR TOOLS, NESOI	NO	82	10,050
8467115090	ROTARY TYPE PNEUMATIC HAND-DIRECTED TOOLS, NESOI	NO	1,174	82,110
8467195030	PNEUMATIC, HAND-HELD FORCE FEED LUBRICATING EQUIP	NO	328	36,748
8467195060	PNEUMATIC TOOLS FOR CONST OR MINING, HAND-DIRECTED	NO	1,834	310,498
8467195090	PNEUMATIC TOOLS, HAND-DIRECTED, NESOI	NO	9,339	1,681,967
8467810000	CHAIN SAWS	NO	128	26,003
8467891000	HAND TLS, SLF-CONTAIN NONELEC MTRS, MTLWRKIN,NESOI	NO	1,472	221,653
8467895030	GAS POWRED GRASS & WEED TRIM & BUSHCUT,HAND-DIRECT	NO	1,787	89,268
8467895060	HAND-DIR TOOLS FOR AGRICULT OR HORTICULT, NESOI	NO	155	27,238
8467895090	HAND-DIR OR CONTROL TLS, SLF CONTAIN,NONELEC,NESOI	NO	369	33,496
8467910000	PARTS OF CHAIN SAWS	X		3,940
8467920050	PARTS OF PNEU HAND-HELD FORCE FEED LUBRICAT EQUIP	X		31,416
8467920090	PARTS OF PNEUMATIC HAND-DIR OR CONTROL TOOLS,NESOI	X		190,995
8467990090	PARTS OF HAND-DIR OR CONTROL TOOLS, NONELEC, NESOI	X		133,017
8468100000	HAND-HELD BLOW TORCHES	NO	92	23,957
8468201000	GAS-OPERATE MCH F SOLDERG, BRAZNG,WELDG, HAND-DIR	NO	197	87,877
8468205000	GAS-OPER MCH F SOLDER, BRAZE, WELD, EX HAND DIRECT	NO	132	138,527
8468801000	MACH F SOLDER,ETC O/T GAS & HDG 8515, HAND-DIRECT	NO	4	211,305
8468805000	MACH F SOLDER,ETC O/T GAS & HDG 8515,NOT HAND-DIR	NO	381	392,473
8468901000	PARTS OF HAND-DIRECTED MCH F SOLDERING,WELDING ETC	X		12,872
8468905000	PARTS OF MCH F SOLDERING, WELDING, NESOI	X		744,307
8469110000	WORD PROCESSING MACHINES	NO	125	39,374
8469120000	AUTOMATIC TYPEWRITERS	NO	156	57,120
8469200020	ELEC TYPEWRITERS,NESOI, WEIGHING 12 KG OR LESS	NO	41	15,633
8469200040	ELECTRIC TYPEWRITERS, NESOI	NO	319	53,285
8469300020	NONELEC TYPEWRITERS, WEIGHING 12 KG OR LESS	NO	32	71,881
8469300040	NONELECTRIC TYPEWRITERS, NESOI	NO	144	56,110
8470100000	ELEC CALCULATORS,OPERATE W/O EXTERNAL POWER SOURCE	NO	9,285	762,574
8470210000	ELEC CALCULATING MCH,NESOI, WITH PRINTING DEVICE	NO	3,226	275,367
8470290000	ELECTRONIC CALCULATING MACHINES, NESOI	NO	1,071	30,188
8470300000	CALCULATING MACHINES EXCEPT ELECTRONIC	NO	118	56,433
8470400000	ACCOUNTING MACHINES	NO	100	16,769
8470500020	POINT-OF-SALE TERMINAL TYPE CASH REGISTERS	NO	1,523	1,522,768
8470500060	CASH REGISTERS,EXCEPT POINT-OF-SALE TERMINALS	NO	3,725	539,487
8470900010	POSTAGE-FRANKING MACHINES INCORP CALCULATE DEVICE	NO	18	38,238
8470900090	TICKET-ISSUING & SIMILAR MCH,NESOI,W CALCULATE DEV	NO	439	1,666,185
8471100000	ANALOG OR HYBRID ADP MACHINES	NO	9,525	10,382,912
8471300000	PORT DIGTL AUTOMATIC DATA PROCESS MACH NOT > 10 KG	NO	31,489	65,659,638
8471410035	DIGITAL ADP MCH W CPU & INPUT/OUTPUT UNT,COLOR CRT	NO	4,542	3,575,752
8471410065	DIGITAL ADP MCH W CPU & INPUT/OUTPUT,CRT EXC COLOR	NO	801	824,954
8471410095	DIGITAL ADP MCH W CPU & INPUT/OUTPUT UNT, W/O CRT	NO	1,389	2,011,415
8471491035	DGTL PROC UNT FRM OF SYST W/STOR,IN&OUTPUT COL CRT	NO	2,038	3,558,672
8471491065	DGTL PROC UNT FORM OF SYST W/STR,IN&OUTPUT CRT N/C	NO	371	615,286
8471491095	DGTL PROC UNT W SYST STORG,INPUT,OUTPT UNT,W/O CRT	NO	20,384	46,911,948
8471491500	COMB IN/OUTPUT UNIT,EXPORTED W/ REST OF ADP SYSTEM	NO	571	1,032,489
8471492100	KEYBOARD UNITS, ENTERED AS PART OF A SYSTEM	NO	12,346	1,566,277
8471492400	DISPLAY UNITS W/OUT CRT, DIAG N>30.5CM,PT OF SYSTM	NO	4,431	628,021
8471492600	DISP UNIT,W/CLR CRT,EXPORTED W/REST OF THE SYSTEM	NO	3,478	831,154
8471492900	DISP UNIT,NESOI,EXPORTED WITH REST OF ADP SYSTEM	NO	3,759	845,153
8471493100	LASER TYPE PRINT UNTS,PROD >20 PAGES, ENT WITH SYS	NO	333	229,116

TABLE 1 - SHIPMENTS OF MERCHANDISE FROM THE UNITED STATES TO PUERTO RICO,  
BY COMMODITY: FISCAL YEAR 2000

COMM-CODE	COMMODITY AND UNIT OF QUANTITY		QUANTITY	VALUE-\$
8471493200	LASER TYPE PRINT UNITS,PROD <20 PAGES,ENT AS SYSTM	NO	674	982,989
8471493300	LIGHT BAR ELECTRONIC TYPE PRINTER UNITS,PT OF SYST	NO	53	18,553
8471493400	INK JET TYPE PRINTER UNITS, ENT WITH RST OF SYSTEM	NO	9,773	1,007,015
8471493500	THERMAL TRANSFER TYPE PRINTER UNITS, PT OF SYSTEM	NO	256	179,089
8471493600	IONOGRAPHIC TYPE PRINTER UNITS, ENT AS PT OF SYSTM	NO	29	8,535
8471493730	DAISY WHEEL TYPE PRINTER UNITS, ENT WTH RST OF SYS	NO	31	13,111
8471493760	DOT MATRIX TYPE PRINTER UNITS, ENT AS PT OF SYSTEM	NO	97	66,192
8471493790	OTHER PRINTER UNITS, ENTERED AS PART OF A SYSTEM	NO	904	492,394
8471494200	OPTICAL SCANNERS & MAGNETIC INK REC DEV,PT OF SYST	NO	892	692,259
8471494850	CARD KEY & MAGNETIC MEDIA ENTRY DEV, ENT W/SYSTEM	NO	12	24,716
8471494875	OUTPUT DEVICES,NESOI,EXPORTED WITH REST OF SYSTEM	NO	459	129,607
8471494895	INPUT OR INPUT/OUTPUT UNITS, NESOI,AS PT OF SYSTEM	NO	743	190,947
8471495010	MAGNETIC DSK DR UNT>21 CM(8.3 IN) DIAMETR, PT SYST	NO	20	112,730
8471495020	FLEXIBLE (FLOPPY) MAGNETIC DISK DR UNITS,PT OF SYST	NO	237	66,835
8471495040	HARD MAGNETIC DISK DRIVE UNITS, ENT AS PT OF SYSTM	NO	496	596,479
8471495060	MAGNETIC DISK DRIVE UNITS, NESOI, ENT AS PT OF SYS	NO	363	619,291
8471495080	STORAGE UNITS, EXCLUDING MAGNETIC DISK DRIVE UNITS	NO	619	309,514
8471496000	CONTROL OR ADAPTOR UNITS, ENTERED AS PT OF SYSTEM	NO	115	328,653
8471497000	POWER SUPPLIES, ENTERED AS PART OF A SYSTEM	NO	599	384,884
8471499000	AUTOMATIC DATA PROCESS UNITS,NESOI, AS PT OF SYSTM	NO	7,377	1,811,305
8471500035	DIGTL PROC UNIT WITH COLOR CATHODE RAY TUBE (CRT)	NO	102	244,583
8471500065	DIGTL PROC UNT W STORGE,INPT/OTPT,CRT EX COL,NESOI	NO	6	14,906
8471500085	DIGITAL PROCESSING UNITS, NESOI	NO	16,164	32,278,129
8471601035	COMBINED INPUT/OUTPUT UNITS, W/COLOR CRT, NESOI	NO	173	119,819
8471601065	COMB INPUT/OUTPUT UNITS W/CRT EXCEPT COLOR, NESOI	NO	1	3,495
8471601095	COMB INPUT/OUTPUT UNITS W/OUT CATHODE RAY TB,NESOI	NO	272	151,807
8471602000	KEYBOARD UNITS, NESOI	NO	1,459	225,759
8471603000	DISPLAY UNITS W/OUT CAT RAY TUBE, /N>30.5CM, NESOI	NO	1,872	1,319,443
8471603500	DISPLAY UNITS W/COLOR CATHODE RAY TUBE, NESOI	NO	36,051	11,398,084
8471604540	DISPLAY UNITS W/COLOR CATHODE RAY TUBE,NESOI	NO	78	69,433
8471604580	DISPLAY UNITS W/CATHODE RAY TUBE EXC COLOR, NESDOI	NO	7,204	558,511
8471605100	LASER PRINTER UNITS,PROD >20 PGS,INC TRANS,CONT,PRT	NO	212	396,771
8471605200	LASER TYPE PRINTER UNITS, PROD < 20 PAGE,W/TRAN/PR	NO	4,068	1,563,202
8471605300	LIGHT BAR ELECT PRINT UNITS,INCPOR TRANSPRT,PRT MEC	NO	1,210	238,853
8471605400	INK JET TYPE PRINTER UNITS,INCPOR TRANSPRT,MECHANIS	NO	8,211	1,275,638
8471605500	THERMAL TRANSFER TYPE PRINTER UNITS,W/TRANSPRT,P,ME	NO	493	396,263
8471605600	IONOGRAPHIC TYPE PRINTER UNITS,INC TRANSPRT,PRNT,ME	NO	2	3,185
8471605760	DOT MATRIX PRINTER UNITS, INC TRANSPORT & PRINT MEC	NO	368	660,069
8471605790	OTHER PRINTER UNITS, INCPOR TRANSPRT,CONT,PRT MECH	NO	319	270,941
8471606100	LASER TYPE PRINTER UNITS,PRODUCING > 20 PAGES, MIN	NO	27	45,446
8471606200	LASER TYPE PRINTER UNITS, PRODUCING < 20 PAGES,MIN	NO	858	278,017
8471606300	LIGHT BAR ELECTRONIC TYPE PRINTER UNITS, NESOI	NO	86	44,039
8471606400	INK JET TYPE PRINTER UNITS, NESOI	NO	2,858	1,696,916
8471606500	THERMAL TRANSFER TYPE PRINTER UNITS, NESOI	NO	936	377,564
8471606600	IONOGRAPHIC TYPE PRINTER UNITS, NESOI	NO	1	3,335
8471606760	DOT MATRIX TYPE PRINTER UNITS, NESOI	NO	139	34,310
8471606790	OTHER PRINTER UNITS, NESOI	NO	293	203,071
8471607040	OUTPUT DEVICES, FOR PHSYICAL INCPOR IN ADP MACH OT	NO	2	14,435
8471607080	INPUT OR INPUT/OUTPUT UNITS, INC IN ADP MACH/OTHER	NO	99,288	2,628,264
8471608000	OPTICL SCANNERS & MAGNETIC INK RECONITON DEV,NESOI	NO	4,794	1,741,102
8471609030	CARD KEY AND MAGNETIC MEDIA ENTRY DEVICES, NESOI	NO	92	167,831
8471609070	OUTPUT DEVICES, NESOI	NO	19	141,432
8471609090	INPUT OR COMBINATION INPUT/OUTPUT UNITS, NESOI	NO	54,247	1,205,034
8471701000	MAGNETIC DISK DRIVE UNITS>21 CM(8.3 IN) IN DIAMETR	NO	18	88,875
8471702000	MAGNETIC DISK DRIVE UNITS>21 CM(8.3 IN) IN DIAMETR	NO	35	91,210
8471703000	MAGNETIC DISK DRIVE UNITS>21 CM(8.3 IN) IN DIAMETR	NO	107	660,229
8471704035	FLEX(FLOPPY)MAGNET DISK DRIVE UNT,NO CAB,POWER SUP	NO	1,068	217,190
8471704065	HARD MAGNETIC DISK DR UNT,NO CABNT/POWER SUP,NESOI	NO	11,369	6,404,911
8471704095	MAGNETIC DISK DRIVE UNT,NO CABINET/POWER SUP,NESOI	NO	38	59,519
8471705035	FLEXIBLE (FLOPPY) MAGNETIC DISK DRIVE UNITS,NESOI	NO	1,483	678,670
8471705065	HARD MAGNETIC DISK DRIVE UNITS, NESOI	NO	379	1,148,876
8471705095	MAGNETIC DISK DRIVE UNITS, NESOI	NO	492	259,002
8471706000	STORGE UNT, EXC MAGNET DSK DR UNT,NO CABINET,NESOI	NO	37,709	38,817,056
8471709000	STORAGE UNT, EXCLUD MAGNETIC DISK DR UNITS, NESOI	NO	5,439	2,348,314
8471801000	CONTROL OR ADAPTOR UNITS OF ADP MACH, NESOI	NO	40,467	56,818,776
8471804000	UNTS FR PHYSICAL INC INTO DATA PROCESS UNITS,NESOI	NO	411	924,561
8471809000	AUTOMATIC DATA PROCESSING UNITS, NESOI	NO	861	568,897
8471900000	ADP MAC&UNTS THEREOF,MAG/OPT RDER,TRNSCRB,PROC DAT	NO	57,378	39,952,567
8472100000	DUPLICATING MACHINES	NO	3,614	1,368,553

TABLE 1 - SHIPMENTS OF MERCHANDISE FROM THE UNITED STATES TO PUERTO RICO,  
BY COMMODITY: FISCAL YEAR 2000

COMM-CODE	COMMODITY AND UNIT OF QUANTITY		QUANTITY	VALUE-\$
8472200000	ADDRESSING MACH & ADDRESS PLATE EMBOSsing MACH	NO	40	86,630
8472300000	MAIL SORTING, OPENING, POSTAGE AFFIXING,ETC, MACH	NO	900	995,720
8472901000	AUTOMATIC TELLER MACHINES	NO	808	2,275,484
8472909050	OFFICE MACHINES, NESOI	NO	55,455	5,507,477
8473100020	PARTS OF WORD PROCESSING MACHINES	X		93,089
8473100095	PARTS & ACCESSORIES OF TYPEWRITERS	X		2,530,417
8473210000	PARTS OF ELECTRONIC CALCULATING MACHINES	X		959,392
8473290000	PARTS FOR MACH,NESOI, INCORP CALCULATING DEVICE	X		1,409,347
8473300000	PARTS & ACCESSORIES FOR ADP MACHINES & UNITS	X		290,177,947
8473400000	PARTS AND ACCESSORIES OF OFFICE MACHINES, NESOI	X		8,428,359
8473500000	PTS SUITBLE FR USE W MAC OF 2/MORE HEAD 8469-8472	X		397,346
8474100010	SORT,SCREEN,SEPARATE OR WASH MACH FOR MINERL, PORT	NO	46	417,509
8474100090	SORT,SCREEN,SEPARATE OR WASH MACH F MINERL,STATNRY	NO	62	835,063
8474200010	CRUSHING OR GRINDING MACH FOR MINERALS, PORTABLE	NO	7	727,703
8474200050	CRUSHING MACHINES FOR MINERALS, STATIONARY	NO	28	1,027,914
8474200070	GRINDING MACHINES FOR MINERALS, STATIONARY	NO	16	141,050
8474310000	CONCRETE OR MORTAR MIXERS	NO	147	838,208
8474320000	MACH FOR MIXING MINERAL SUBSTANCES WITH BITUMEN	NO	19	954,214
8474390000	MIXING OR KNEADING MACH, NESOI, FOR MINERAL SUBSTN	NO	65	412,524
8474800010	MACH, NESOI, F CERAMIC PASTE, UNHARD CEMENTS, ETC	NO	412	2,667,883
8474800020	MACHINES FOR FORMING FOUNDRY MOLDS OF SAND	NO	14	75,000
8474800090	MACH, NESOI, F AGGLOMRTNG,MOLDING,ETC MINERAL PROD	NO	494	330,994
8474900010	PARTS OF MCH F SORT, SCREEN, WASH, SEPARATE MINERA	X		359,225
8474900020	PARTS OF MACH FOR CRUSHING OR GRINDING MINERALS	X		2,398,065
8474900050	PARTS OF MACH FOR MIXING OR KNEADING MINERALS	X		127,218
8474900090	PARTS OF MCH,NESOI, F MINERAL PROD & FOUNDRY MOLDS	X		2,773,099
8475100000	MACH F ASSEM ELEC LAMPS, TUBES ETC IN GLASS ENVL P	NO	21	40,788
8475210000	MACH FOR MAKING OPTICAL FIBERS & PREFORMS THEREOF	NO	164,834	121,791
8475290000	MACHINES FOR MANUF OR HOT WORKING GLASS, NESOI	NO	47	604,388
8475901000	PARTS OF MACH F ASSEM ELEC LAMPS, ETC IN GLASS ENV	X		467,987
8475909000	PARTS OF MACH FOR MANUFACTURE OR HOT WORKING GLASS	X		363,601
8476210000	AUTO BEVERAGE VENDING MACH INC HEAT OR REFRIG DEV	NO	150	335,656
8476290000	AUTO BEVERAGE VENDING MACH WITHOUT HEAT OR REFRIG	NO	175	192,229
8476810000	AUTO GOODS-VENDING MACH WITH HEAT OR REFRIG DEVICE	NO	331	94,757
8476890000	AUTO GOODS- VENDING MACH WITHOUT HEAT OR REFRIG	NO	417	379,981
8476900000	PARTS OF AUTOMATIC VENDING MACHINES	X		754,513
8477106010	INJECT-MOLDING MACH F PROC RUBBER OR THERMOSET MTL	NO	30	5,518,023
8477106070	INJECT-MOLDING MACH FOR PROCESSING THERMOPLASTICS	NO	12	1,350,809
8477200015	EXTRUDERS,SINGLE SCREW,RUBBER,THERMOSETTING MTRL S.	NO	4	10,000
8477200030	EXTRUDERS, SINGLE SCREW, FOR THERMOPLASTICS	NO	1	62,800
8477200060	EXTRUDERS FOR PROCESSING THERMOPLASTICS, NESOI	NO	3	199,996
8477300000	BLOW-MOLDING MACHINES	NO	24	428,537
8477400000	VACUUM-MOLDING MACH AND OTH THERMOFORMING MACHINES	NO	6	55,200
8477510010	MACHINERY F MOLDING OR RETREADING PNEUMATIC TIRES	NO	8	232,402
8477510090	MACHINERY FOR MOLDING OR FORMING INNER TUBES	NO	8	175,000
8477590000	MACH, NESOI, F MOLDG OR FORMG RUBBER OR PLASTICS	NO	661	1,185,029
8477800000	MACH, NESOI, FOR WORKING RUBBER OR PLASTICS	NO	299	1,904,040
8477900010	PARTS OF INJECTION-MOLDING MACHINES	X		1,390,961
8477900020	PARTS OF EXTRUDERS FOR RUBBER OR PLASTICS	X		179,915
8477900030	PARTS OF BLOW-MOLDING MACHINES	X		959,657
8477900040	PARTS OF MACHINES FOR FORMING PNEUMATIC TIRES	X		3,036
8477900090	PARTS, NESOI, OF MACH F WORKING RUBBER OR PLASTICS	X		3,179,972
8478100010	INDUSTRIAL CIGARETTE-MAKING MACHINES	NO	8	21,019
8478900000	PARTS OF MACH,NESOI,FOR PREP OR MAKING UP TOBACCO	X		185,372
8479100040	PAVERS, FINISHERS & SPREADERS F CONCRETE, PUB WRKS	NO	35	1,748,973
8479100060	PAVER, FINISHER & SPREADER F BITUM MATL, PUB WRKS	NO	52	1,484,489
8479100080	MACHINERY, NESOI, FOR PUBLIC WRKS, BUILDING,ETC	NO	3,296	4,524,983
8479200000	MACH F EXTRACT OR PREP OF ANIMAL OR VEG FAT OR OIL	NO	296	859,383
8479300000	PRESSES F PARTCLE BD & OTH MCH F TREAT WOOD, CORK	NO	4	25,811
8479400000	ROPE OR CABLE-MAKING MACHINES	NO	4	10,717
8479500000	INDUSTRIAL ROBOTS FOR MULTIPLE USES	NO	34	205,039
8479600000	EVAPORATIVE AIR COOLERS	NO	445	166,833
8479810000	METAL TREATING MACH, INC ELECTRIC WIRE COIL-WINDER	NO	18	339,093
8479820040	MIXING, KNEADING OR STIRRING MACHINES, NESOI	NO	8,236	1,082,757
8479820080	CRUSH,GRIND,SCREEN,SIFT,EMULSFYG,ETC MACH,NESOI	NO	20,067	2,755,349
8479891000	AIR HUMIDIFIERS OR DEHUMIDIFIERS	NO	731	202,913
8479892000	FLOOR POLISHERS	NO	251	70,196
8479893040	INDUSTRIAL VACUUM CLEANERS	NO	540	332,849
8479893080	VACUUM CLEANERS OTHER THAN INDUSTRIAL	NO	3,305	196,024

TABLE 1 - SHIPMENTS OF MERCHANDISE FROM THE UNITED STATES TO PUERTO RICO,  
BY COMMODITY: FISCAL YEAR 2000

COMM-CODE	COMMODITY AND UNIT OF QUANTITY		QUANTITY	VALUE-\$
8479895500	TRASH COMPACTORS	NO	278	90,130
8479896500	ELECTROMECH APPL W/SELF-CONTAINED ELEC.MTRS,NESOI	X		3,180,505
8479897000	CARPET SWEEPERS	NO	15	35,751
8479898578	PHYSICAL DEPOSITION APPARATUS INCL. SPUTTERING APS	NO	2	6,414
8479898590	MACH NESOI FOR PROD & ASSEMBLY OF SEMICONDUCTORS	NO	1,101	1,332,672
8479899750	OIL AND GAS FIELD WIRE LINE AND DOWNHOLE EQUIPMENT	NO	14	67,496
8479899760	AUTOMOTIVE MAINTENANCE MACHINES	NO	774	658,450
8479899765	HYDRAULIC ACCUMULATORS	NO	5	17,067
8479899785	ULTRASONIC CLEANING DEVICES	NO	12	84,638
8479899795	INDUSTRIAL VIBRATORS	NO	8	29,079
8479899798	MACHINES AND MECHANICAL APPLIANCES, NESOI	NO	3,467	14,464,222
8479909540	PARTS OF INDUSTRIAL ROBOTS, NESOI	X		424,921
8479909555	PTS OF MACH FOR PUBLIC WORKS, BUILDING, ETC, NESOI	X		1,236,405
8479909560	PTS OF PRESS & OTH MACH FOR TREAT WOOD/CORK, NESOI	X		807,688
8479909565	PARTS OF MACH/MECHANICAL APPL FOR TREAT MTL,NESOI	X		196,932
8479909580	OTHER PARTS OF MACH & MECHANICAL APPLIANCES	X		22,815,886
8480200000	MOLD BASES	NO	2,311	529,301
8480300000	MOLDING PATTERNS	NO	102	256,434
8480410000	MOLDS F METAL OR METAL CARBIDES,INJECT OR COMPRSSN	NO	30	512,355
8480490000	MOLDS, NESOI, FOR METAL OR METAL CARBIDES	NO	239	438,747
8480500000	MOLDS FOR GLASS	NO	48	573,034
8480600000	MOLDS FOR MINERAL MATERIALS	NO	530	1,343,416
8480711000	INJECT OR COMPRSSN MOLDS F RUB OR PLASTICS, SHOE	NO	199	123,149
8480714000	INJECT/COMPRES MOLD,RUBBER,MANUF SEMICONDC DEVICE	NO	2	23,203
8480718045	INJECTION TYPE MOLDS FOR RUBBER OR PLASTICS, NESOI	NO	1,807	5,558,746
8480718060	COMPRESSION TYPE MOLD FOR RUBBER/PLASTICS, NESOI	NO	9,170	1,177,386
8480790000	MOLDS F RUBBER OR PLASTICS EXC INJECT OR COMPRESSN	NO	324	3,420,009
8481100020	PRESSURE-REDUCING CONTROL VALVES, FLUID POWER TYPE	NO	138	79,572
8481100040	PRESSURE-REDUCING CONTROL VALVES, PNEU.FLUID POWER	NO	658	40,622
8481100060	PRESSURE-REDUCING VALVES, PNEUMATIC FLUID POWER	NO	271	77,739
8481100090	OTHER PRESSURE-REDUCING VALVES, NESOI	NO	3,483	684,731
8481200010	HYDRAULIC VALVES, MANUAL, DIRECTIONAL CONTROL	NO	319	37,270
8481200020	HYDRAULIC VALVES, SOLENOID, DIRECTIONAL CONTROL	NO	6,104	188,394
8481200030	HYDRAULIC VALVES, NESOI, DIRECTIONAL CONTROL	NO	288	35,232
8481200040	HYDRAULIC VALVES, FLOW CONTROL TYPE	NO	88	2,686
8481200050	HYDRAULIC VALVES, NESOI	NO	5,009	265,345
8481200060	PNEUMATIC VALVES, SOLENOID DIRECTIONAL CONTROL	NO	167	52,780
8481200070	PNEUMATIC VALVES, NESOI, DIRECTIONAL CONTROL	NO	966	41,382
8481200080	OTHER PNEUMATIC VALVES, NESOI	NO	6,115	278,698
8481301010	CHECK VALVES,COPPER, W PRESSURE RATING UN 850 KPA	NO	1,867	17,657
8481301090	CHECK VALVES,COPPER, W PRESSURE RATE 850 KPA OR OV	NO	1,205	9,687
8481302010	CHECK VALVES OF IRON	NO	16,305	453,521
8481302090	CHECK VALVES OF STEEL	NO	4,530	83,345
8481309000	CHECK VALVES EXCEPT COPPER, IRON OR STEEL	NO	94,865	966,452
8481400000	SAFETY OR RELIEF VALVES	NO	24,252	1,007,344
8481801010	TAPS,COCKS,VALVES, HD OP, COPPER, UN 850 KPA	NO	27,486	1,904,032
8481801060	GATE TYPE VALVES, ETC, COPPER,HD OP,850 KPA & OV	NO	770	9,398
8481801075	PLUG TYPE VALVES, ETC, COPPER, HD OP,850 KPA & OV	NO	377	20,472
8481801085	BALL TYPE VALVES, ETC, COPPER, HD OP,850 KPA & OV	NO	477	8,791
8481801090	BUTTERFLY TYPE VALVE,ETC, COPPER,HD OP,850KPA & OV	NO	8	21,280
8481801095	TAPS,COCKS,VALVES,NESOI, COPPER,HD OP,850 KPA & OV	NO	22,890	165,205
8481803010	GATE TYPE TAPS,COCKS AND VALVES OF IRON,HAND OP	NO	5,311	22,625
8481803015	GLOBE TYPE TAPS,COCKS AND VALVES, IRON, HD OP	NO	6	4,580
8481803020	PLUG TYPE TAPS, COCKS AND VALVES, IRON, HD OP	NO	3,320	38,409
8481803025	BALL TYPE TAPS, COCKS AND VALVES, IRON, HD OP	NO	12,250	94,507
8481803030	BUTTERFLY TYPE TAPS, COCKS AND VALVES, IRON, HD OP	NO	6,508	65,101
8481803040	TAPS,COCKS AND VALVES, NESOI, OF IRON, HD OP	NO	14,514	216,056
8481803055	GATE TYPE TAPS, COCKS AND VALVES, STEEL, HD OP	NO	16	21,248
8481803060	GLOBE TYPE TAPS, COCKS AND VALVES OF STEEL, HD OP	NO	450	3,472
8481803065	PLUG TYPE TAPS, COCKS AND VALVES OF STEEL, HD OP	NO	39	8,832
8481803070	BALL TYPE TAPS, COCKS AND VALVES OF STEEL, HD OP	NO	5	31,477
8481803075	BUTTERFLY TYPE TAPS, COCKS & VALVES OF STEEL,HD OP	NO	1,274	12,459
8481803090	TAPS,COCKS AND VALVES, NESOI, OF STEEL, HD OP	NO	3,679	217,255
8481805040	PRESSURE SPRAY CAN VALVES	NO	2,726,190	866,167
8481805060	BATH, SHOWER, SINK AND LAVATORY FAUCETS	NO	32,105	934,372
8481805090	TAPS,COCKS,VALVES ETC, NESOI, HD OP,EXC CP,IRN,STL	NO	6,306	282,005
8481809005	OTHER TAPS, COCKS, VALVES, ETC.	NO	11,006	455,476
8481809010	OTHER TAPS, COCKS, VALVES, ETC.	NO	207	10,329
8481809015	OTHER TAPS, COCKS, VALVES, ETC. FOR PIPES, TANKS,	NO	3,331	369,738



TABLE 1 - SHIPMENTS OF MERCHANDISE FROM THE UNITED STATES TO PUERTO RICO,  
BY COMMODITY: FISCAL YEAR 2000

COMM-CODE	COMMODITY AND UNIT OF QUANTITY		QUANTITY	VALUE-\$
8481809020	VALVES, W/ELECTRICAL OR ELECTROHYDRAULIC ACTUATORS	NO	2,547	160,467
8481809025	OTHER VALVES, ELECTRICALLY ACTUATED, NESOI	NO	5,192	247,747
8481809030	VALVES WITH HYDRAULIC ACTUATORS	NO	12,187	332,143
8481809035	VALVES WITH PNEUMATIC ACTUATORS	NO	2,190	297,659
8481809040	OTHER VALVES, WITH PNEUMATIC ACTUATORS, NESOI	NO	65	147,528
8481809045	OTHER VALVES, NESOI, WITH THERMOSTATIC ACTUATORS	NO	2,745	87,067
8481809050	OTHER VALVES, NESOI	NO	36,238	1,331,537
8481907000	PARTS OF HAND OPERATED AND CHECK APPLIANCES	KG	9,949	195,897
8481909010	PARTS OF VALVES F OLEOHYDRIC OR PNEUMATIC TRANSMN	KG	366,131	1,749,847
8481909090	PARTS OF TAPS, COCKS, VALVES, ETC, NESOI	KG	1,057,845	2,486,932
8482101000	BALL BEARINGS WITH INTEGRAL SHAFTS	NO	5,434	174,185
8482105004	UNGROUND BALL BEARINGS, OTHER THAN RADIAL	NO	1,100	3,520
8482105012	LINEAR BALL BEARINGS	NO	160	4,220
8482105028	ANGULAR CONTACT BALL BEARINGS, NESOI	NO	8,689	94,206
8482105032	RADIAL BALL BEARINGS, MAX OR FULL CPCTY. SNGL. ROW	NO	100	6,294
8482105044	RADIAL BALL BEARINGS, >=9MM BUT <= 30 MM, SNGL. ROW	NO	1,697	90,898
8482105048	RADIAL BALL BEARINGS >=30 MM BUT <=52 MM, SNGL. ROW	NO	315	7,245
8482105052	RADIAL BALL BEARINGS >= 52 MM BUT <=100 MM SNGL ROW	NO	1,349	29,571
8482105064	RADIAL BALL BEARINGS, NESOI	NO	71	6,524
8482105068	BALL BEARINGS, NESOI	NO	53,931	254,206
8482200020	CUP AND CONE TAPERED ROLLER ASSEMBLIES; FLANGED HUB	NO	1,429	102,608
8482200030	CUP AND CONE TAPERED ROLLER ASSEMBLIES; EXC FLANGED	NO	315	42,098
8482200060	CUP AND CONE TAPERED ROLLER ASSEMBLIES, NESOI	NO	6,240	165,468
8482200080	CONE TAPERED ASSEMBLIES, NESOI	NO	5,338	178,844
8482300080	SPHERICAL ROLLER BEARINGS, NESOI	NO	13	7,794
8482400000	NEEDLE ROLLER BEARINGS	NO	1,301	6,460
8482500000	OTHER CYLINDRICAL ROLLER BEARINGS	NO	1,051	76,507
8482800020	COMBINED BALL AND SPHERICAL ROLLER BEARINGS	NO	2,530	26,570
8482800080	BALL OR ROLLER BEARINGS, NESOI	NO	13,632	146,074
8482910010	BALLS FOR BALL BEARINGS OF ALLOY STEEL	KG	7,294	947,976
8482910020	BALLS FOR BALL BEARINGS, EXCEPT OF ALLOY STEEL	KG	31,378	180,678
8482910050	TAPERED ROLLERS FOR ROLLER BEARINGS	KG	116	7,149
8482910080	CYLINDRICAL ROLLERS FOR ROLLER BEARINGS	KG	93	39,401
8482910090	ROLLERS, NESOI, FOR ROLLER BEARINGS	KG	56,462	375,018
8482991050	PARTS, NESOI, FOR BALL BEARINGS	KG	69,193	493,771
8482993010	CUPS ENTERED SEPARATELY F TAPERED ROLLER BEARINGS	NO	1	5,176
8482993050	PARTS, NESOI, FOR TAPERED ROLLER BEARINGS	KG	459	12,234
8482997030	PARTS, NESOI, FOR NEEDLE BEARINGS	KG	274	29,414
8482997060	PARTS, NESOI, FOR CYLINDRICAL ROLLER BEARINGS, NESOI	KG	362	11,038
8482997090	PARTS, NESOI, FOR ROLLER; COMB. BALL/ROLLER BEARINGS	KG	2,840	136,473
8483101020	CAM/CRANKSHAFT F SPARK IGN ENG F VEHICLES OF CH 87	KG	740	34,769
8483103050	CAMSHAFTS AND CRANKSHAFTS, NESOI	NO	2,788	39,517
8483105000	TRANSMISSION SHAFTS AND CRANKS, NESOI	KG	1,374	88,467
8483200010	HOUSED BEARINGS INCORPORATING BALL BEARINGS	NO	1,857	264,070
8483200050	HOUSED BEARINGS INCORPORATING ROLLER BEARINGS	NO	92	4,100
8483305020	BEARING HOUSINGS, BALL OR ROLLER BEARING TYPE	KG	6,421	66,514
8483305040	BEARING HOUSINGS EXCPT BALL OR ROLLER BEARING TYPE	KG	1,540	44,896
8483308060	PLAIN SHAFT BEARINGS WITH HOUSING	NO	434	4,300
8483308065	PLN SHFT BEARINGS WTH HOUSING EXC ROD END BEARINGS	NO	1,189	9,691
8483308090	PLAIN SHAFT BEARINGS WITHOUT HOUSING, NESOI	NO	1,626	35,869
8483401000	TORQUE CONVERTERS	NO	144	39,484
8483404010	FIXED RATIO SPEED CHANGERS, MANUAL	NO	186	100,023
8483404050	MULTIPLE & VARIABLE RATIO SPEED CHANGERS, MANUAL	NO	30	44,871
8483407000	SPEED CHANGERS, NESOI	NO	58	43,408
8483408000	BALL OR ROLLER SCREWS	X		69,699
8483409000	GEARS, EXC TRANSMISSION ELEMENTS, ENTERED SEPARATE	X		122,171
8483508030	GROOVED PULLEYS, NESOI	X		9,376
8483508080	FLYWHEELS, PULLEY BLOCKS AND PULLEYS, NESOI	X		73,256
8483604000	CLUTCHES AND UNIVERSAL JOINTS	X		28,563
8483608000	SHAFT COUPLINGS, EXCEPT UNIVERSAL JOINTS	X		177,578
8483901000	CHAIN SPROCKETS AND PARTS THEREOF	KG	2,682	41,770
8483905000	PARTS OF GEARING, GEAR BOXES AND OTH SPEED CHANGER	X		52,479
8483908010	PARTS OF SHAFT COUPLINGS, EXCEPT UNIVERSAL JOINTS	X		14,984
8483909500	PARTS OF BRG HOUSING, PLAIN BRG, CLUTCHES, FLYWHL, ETC	X		183,471
8484100000	GASKETS, METAL, 2 OR MORE LAYERS, OR WITH OTHER MATL	X		863,149
8484200000	MECHANICAL SEALS	NO	108,201	427,318
8484900000	SETS OR ASSORTMENTS OF GASKETS AND SIMILAR JOINTS	NO	143,620	1,437,315
8485100000	SHIPS' PROPELLERS AND BLADES THEREFOR	X		79,712
8485900040	OIL SEALS, OTHER THAN THOSE OF CHAPTER 40	NO	129,935	136,538

TABLE 1 - SHIPMENTS OF MERCHANDISE FROM THE UNITED STATES TO PUERTO RICO,  
BY COMMODITY: FISCAL YEAR 2000

COMM-CODE	COMMODITY AND UNIT OF QUANTITY		QUANTITY	VALUE-\$
8485900080	MACH PARTS W/O ELEC FEATURE NOT SPECIFIED IN CH 84	X		2,319,249
	ELECTRICAL MACHINERY AND EQUIPMENT AND PARTS THEREOF;SOUND RECORDERS AND REPRODUCERS,TELEVISION IMAGE AND SOUND RECORDERS AND REPRODUCERS, AND PARTS AND ACCESSORIES OF SUCH ARTICLES.....	TOTAL		2,345,076,796
8501103000	ELECTRIC MOTORS, AC, < 18.65 W (1/40 HP) OUTPUT	NO	10,009	348,490
8501104040	ELECTRIC MOTORS <18.65W, DC, BRUSHLESS, NESOI	NO	2,024	70,000
8501104060	ELECTRIC MOTORS <18.65 W, DC, O/T BSHLS, NESOI	NO	2,207	347,311
8501104080	ELECTRIC MOTORS UNDER 18.65 W, NESOI	NO	64,925	3,326,469
8501106020	ELEC MOTORS 18.65-37.5W AC	NO	660	25,433
8501106040	ELEC MOTORS 18.65-37.5W DC, BRUSHLESS	NO	16	3,100
8501106060	ELEC MOTORS 18.65-37.5W DC, O/T BRUSHLESS	NO	1,148	27,438
8501106080	ELEC MOTORS 18.65-37.5W, NESOI	NO	11,185	164,540
8501202000	UNIVERSAL AC/DC ELEC MOTORS >37.5W BUT =< 74.6 W	NO	5,540	111,327
8501203000	ELECTRIC MOTORS, AC/DC UNIVERSAL, >74.6 BUT < 746W	NO	4,615	452,577
8501206000	UNIVERSAL AC/DC ELEC MOTORS =>746W	NO	42	821,348
8501312000	DC MOTORS >37.5W BUT =< 74.6 W	NO	4,294	239,872
8501313000	ELECTRIC MOTORS, DC > 74.6 W BUT < 746 W	NO	1,842	52,109
8501316000	DC MOTORS => 746 W BUT =< 750 W	NO	43	27,556
8501318000	DC GENERATORS, NOT EXCEEDING 750 W	NO	5,045	2,885,367
8501322000	DC MOTORS > 750 W BUT =< 14.92 KW	NO	30	16,748
8501324000	ELECTRIC MOTORS, DC > 14.92 BUT =< 75 KW	NO	14	13,592
8501326000	DC GENERATORS > 750 W BUT =< 75 KW	NO	147	338,273
8501332000	ELECTRIC MOTORS, DC > 75 KW BUT < 149.2 KW	NO	4	12,650
8501333000	DC MOTORS => 149.2 KW BUT =< 150 KW	NO	150	107,456
8501334040	DC MOTORS > 150 KW AND =< 373 KW	NO	31	106,082
8501334060	DC MOTORS > 373 KW AND =< 375 KW	NO	6	68,728
8501336000	DC GENERATORS > 75W BUT =< 375 KW	NO	32	167,266
8501343000	DC MOTORS > 375 KW OUTPUT	NO	26	291,771
8501346000	DC GENERATORS > 375 KW OUTPUT	NO	49	2,505,526
8501402020	GEAR MOTOR, AC, SINGLE-PHASE >37.5 W BUT =<74.6 W	NO	372	44,598
8501402040	AC MOTOR, SINGLE-PHASE >37.5 W BUT =<74.6 W, NESOI	NO	465	9,625
8501403040	ELECTRIC MOTORS, AC > 74.6 W BUT < 746 W SGL-PHS	NO	8,437	72,551
8501406020	GEAR MOTOR, AC, SINGLE-PHASE >735 W	NO	198	18,938
8501406040	AC MOTOR, SINGLE-PHASE >735 W NESOI	NO	8,511	253,796
8501512020	GEAR MOTOR, AC, MULTI-PHASE,>37.5W BUT =<74.6 W	NO	178	8,731
8501512040	AC MOTOR, MULTI-PHASE, >37.5W BUT =<74.6 W, NESOI	NO	788	42,500
8501513020	ELECTRIC MOTORS, AC GEAR MOTORS,>74.6 < 746W ML-PS	NO	33	37,330
8501516020	GEAR MOTOR, AC, MULTI-PHASE, <746W BUT =< 750 W	NO	157	23,951
8501516040	AC MOTOR, MULTI-PHASE, <746W BUT =<750 W NESOI	NO	112	51,395
8501524000	AC MOTORS MLT-PHS > 750W BUT =< 14.92 KW	NO	19,076	449,058
8501528000	ELECTRIC MOTORS, AC > 14.92 KW BUT =< 750KW ML-PS	NO	487	181,032
8501534000	AC MOTORS MLT-PHS > 75 KW BUT < 149.2 KW OUTPUT	NO	4	4,478
8501536000	AC MOTORS MULTI-PHASE, => 149.2 KW BUT =< 150 KW	NO	59	410,571
8501538040	AC MOTORS,MULTI-PHASE, > 150 KW BUT =< 373 KW	NO	1	12,695
8501538060	AC MOTORS,MULTI-PHASE, > 373 KW	NO	1	3,980
8501610000	AC GENERATORS (ALTERNATORS) <=75 KVA OUTPUT	NO	421	1,137,463
8501620000	AC GENERATORS (ALTERNATOR) > 75 KVA BUT =< 375KVA	NO	2	3,318
8501630000	AC GENERATORS(ALTERNATOR) > 375 KVA BUT =< 750KVA	NO	245	488,241
8501640020	AC GENERATORS (ALTRS) >750 KVA BUT =< 10000 KVA	NO	67	366,519
8501640030	AC GENERATORS (ALT) >10000 KVA BUT =< 40000 KVA	NO	38	320,745
8501640050	AC GENERATORS (ALTERNATORS) > 40000 KVA	NO	163	2,567,387
8502110000	GENERATING SETS, ELC, DIESEL, =< 75KVA OUTPUT	NO	1,228	6,252,071
8502120000	GENERATING SETS, ELC, DIESEL, > 75KVA BUT =<375KVA	NO	993	5,708,389
8502130020	GENERATING SETS, ELC, DIESEL,>375KVA BUT =<1000KVA	NO	385	3,940,358
8502130040	GENERATING SETS, ELC, DIESEL, > 1000 KVA	NO	322	13,621,923
8502200040	GENERATING SETS < 5 KVA, SPARK IGNITION IC ENGS	NO	7,652	651,431
8502200080	GENERATING SETS, ELC, GASOLINE, > 5 KW	NO	58,241	4,182,582
8502310000	GENERATING SETS, ELECTRIC, WIND-POWERED	NO	5	43,741
8502390000	GENERATING SETS, ELECTRIC, NESOI	NO	163	5,111,120
8502400000	ELECTRIC ROTARY CONVERTERS	NO	587	484,650
8503002000	COMMUTATORS FOR MACHINES IN HEADING 8501 OR 8502	NO	1,851	222,658
8503005000	PARTS OF MOTORS OTHER THAN COMMUTATORS	X		1,696,361
8503006040	PARTS OF GENERATORS O/T COMMUTATORS	X		8,219,443
8503006060	OTHER PARTS FOR MACHINES IN 8501 AND 8502	X		12,127,577

TABLE 1 - SHIPMENTS OF MERCHANDISE FROM THE UNITED STATES TO PUERTO RICO,  
BY COMMODITY: FISCAL YEAR 2000

COMM-CODE	COMMODITY AND UNIT OF QUANTITY		QUANTITY	VALUE-\$
8504100000	BALLASTS FOR DISCHARGE LAMPS OR TUBES	NO	102,854	686,377
8504210020	LIQUID DIELECTRIC TRANSFORMER =< 50 KVA	NO	582	539,346
8504210040	LIQUID DIELECTRIC TRANSFORMER >50KVA BUT =<100KVA	NO	1,806	135,088
8504210060	LIQUID DIELECTRIC TRANSFORMER >100KVA BUT =<500KVA	NO	37	87,959
8504210080	LIQUID DIELECTRIC TRANSFORMER >500KVA BUT =<650KVA	NO	72	1,511,436
8504220040	LIQUID DLCTC TRANSFORMERS >650KVA BUT =<2500 KVA	NO	66	924,641
8504220080	LIQUID DLCTC TRANSFORMER >2500KVA BUT =<10000 KVA	NO	17	366,934
8504230040	LIQUID DLCTC TRANSFORMER >10000 BUT =<100000 KVA	NO	3	1,339,188
8504230080	LIQUID DLCTC TRANSFORMER > 100,000 KVA	NO	2	188,046
8504312000	TRANSFORMERS, NESOI, UNRATED	NO	1,657,406	12,802,447
8504314035	TRANSFORMERS, NESOI, LESS THAN 40 VA	NO	36,645	692,885
8504314065	TRANSFORMERS, NESOI, => 40 VA BUT < 1 KVA	NO	6,060	87,737
8504316000	TRANSFORMERS, NESOI, RATED AT 1 KVA	NO	2,076	532,492
8504320000	TRANSFORMERS, NESOI,> 1 KVA BUT =< 16 KVA	NO	17,748	4,967,767
8504330020	TRANSFORMERS, NESOI, > 16 KVA BUT =< 50 KVA	NO	1,198	381,727
8504330040	TRANSFORMERS, NESOI, > 50 KVA BUT =< 500 KVA	NO	2,599	3,488,397
8504340000	TRANSFORMERS, NESOI, > 500 KVA	NO	206	912,496
8504406001	POWER SUPPLIES FOR PHYS INCORP INTO ADP, < = 50W	NO	7,781	616,685
8504406007	POWER SUPPLIES FOR PHYS INCORP INTO ADP,50W - 150W	NO	44,374	2,242,720
8504406012	POWER SUPPLIES FR PHYS INCORP INTO ADP,150W - 500W	NO	1,728	200,524
8504406018	POWER SUPPLIES FR PHYS INCORP INTO ADP,EXCEED 500W	NO	51,099	3,774,863
8504407001	POWER SUPPLIES FOR ADP, NESOI, < = 50W	NO	28,344	1,370,839
8504407007	POWER SUPPLIES FOR ADP, NESOI, 50W - 150W	NO	494	33,497
8504407012	POWER SUPPLIES FOR ADP, NESOI, 150W - 500W	NO	3,158	168,607
8504407018	POWER SUPPLIES FOR ADP, NESOI, EXCEEDING 500W	NO	20,806	1,456,852
8504408500	STATIC CONVRTRS,NESOI,TELECOMMUNICATION APPARATUS	NO	22,117	1,101,045
8504409510	RECTIFIERS & RECTFNG APPAR., POWER SUPPLS, <= 50W	NO	5,000	281,216
8504409520	RECTIFIERS & RECTIFNG APPA,POWER SUPPLY,>50W=<150W	NO	6,593	517,806
8504409530	RECTIFIER & RECTFNG APPAR,POWER SUPPLY,>150W=<500W	NO	1,584	225,382
8504409540	RECTIFIERS & RECTIFNG APPARATUS,POWER SUPPLY >500W	NO	11,717	688,006
8504409550	RECTIFIERS & RECTIFYING APPARATUS, NESOI	X		534,319
8504409570	INVERTERS FOR AUTOMATIC DATA PROCESSING MACHINES	NO	14,256	251,913
8504409580	STATIC CONVERTERS, NESOI	X		5,420,333
8504500000	INDUCTORS, NESOI	NO	3,018,325	4,703,472
8504900020	PARTS FOR TRANSFORMERS	X		2,367,552
8504900080	PARTS,NESOI,FOR ELECTRICAL INDUCTORS	X		4,685,352
8505110000	PERMANENT MAGNETS MADE OF METAL	NO	8,356	378,042
8505190000	PERMANENT MAGNETS MADE OF MATERIALS O/T METAL	NO	409	43,450
8505200000	ELECTROMAGNETIC COUPLINGS, CLUTCHES AND BRAKES	X		31,223
8505904000	ELECTROMAGNETIC WORK HOLDERS AND PARTS THEREOF	X		50,578
8505908000	ELECTROMAGNETIC ARTICLES, NESOI, AND PARTS, NESOI	X		312,188
8506100000	PRIMARY CELLS AND BATTERIES, MANGANESE DIOXIDE	NO	12,214,917	17,191,350
8506301000	PRIMARY BATTERIES =< 300 CM3, MERCURIC OXIDE	NO	91,586	875,899
8506305000	PRIMARY BATTERIES > 300 CM3, MERCURIC OXIDE	NO	140,952	59,200
8506401000	PRIMARY BATTERIES =< 300 CM3, SILVER OXIDE	NO	17,280	5,558
8506405000	PRIMARY BATTERIES > 300 CM3, SILVER OXIDE	NO	64	258,855
8506500000	PRIMARY CELLS AND BATTERIES, LITHIUM	NO	1,280,674	449,626
8506600000	PRIMARY CELLS AND BATTERIES, AIR-ZINC	NO	142,221	67,616
8506800000	PRIMARY CELLS AND BATTERIES, NESOI	NO	10,218,326	14,538,652
8506900000	PRIMARY BATTERY AND CELL PARTS	X		5,498,192
8507100030	LEAD-ACID BATTERIES, NEW, 12 VOLTS, <6KG	NO	23,325	1,513,494
8507100060	LEAD-ACID BATTERIES, NEW, 12 VOLTS, >6KG	NO	132,674	3,460,892
8507100090	LEAD-ACID BATTERIES, NEW, OTHER THAN 12 VOLT	NO	131,239	4,951,469
8507200030	LEAD ACID STORAGE BATTERIES, NEW, NESOI, 6 VOLTS	NO	18,213	147,565
8507200040	LEAD ACID STORAGE BATTERIES, NESOI, NEW, 12 VOLTS	NO	1,576	112,179
8507200060	LEAD ACID STORAGE BATTERIES, NEW, NESOI, 36 VOLTS	NO	2,238	58,388
8507200090	LEAD ACID STRGE BTTRIES,NEW,NESOI,NOT 6,12,OR 36V	NO	130,806	6,217,842
8507300000	NICKEL-CADMIUM STORAGE BATTERIES	NO	10,529	362,840
8507400000	NICKEL-IRON STORAGE BATTERIES	NO	76	21,320
8507800000	OTHER STORAGE BATTERIES	NO	37,983	870,934
8507904000	PARTS FOR LEAD ACID STORAGE BATTERIES	X		110,523
8507908000	PARTS FOR STORAGE BATTERIES(EXCEPT LEAD ACID TYPE)	X		4,996,777
8508100010	ELECTRIC HAND DRILLS, ROTARY, BATTERY POWERED	NO	10,538	278,125
8508100030	ELECTRIC HAND DRILLS, ROTARY, CHUCK < 12.7 MM, AC	NO	2,491	74,880
8508100050	ELECTRIC HAND DRILLS, ROTARY, CHUCK => 12.7 MM, AC	NO	674	73,419
8508100070	ELECTRIC HAND DRILLS OTHER THAN ROTARY	NO	31,707	1,128,439
8508200020	ELECTRIC HAND SAWS, CIRCULAR TYPE	NO	1,310	65,867
8508200040	ELECTRIC HAND SAWS, CHAIN TYPE	NO	2,285	530,594
8508200070	ELECTRIC HAND SAWS, RECIPROCATING AND JIG TYPES	NO	8,894	324,765

TABLE 1 - SHIPMENTS OF MERCHANDISE FROM THE UNITED STATES TO PUERTO RICO,  
BY COMMODITY: FISCAL YEAR 2000

COMM-CODE	COMMODITY AND UNIT OF QUANTITY		QUANTITY	VALUE-\$
8508200090	ELECTRIC HAND SAWS, NESOI	NO	62,345	4,973,919
8508800010	ELECTRIC HAND ANGLE GRINDERS, SANDERS & POLISHERS	NO	1,705	85,623
8508800015	ELECTRIC HAND ORBITAL AND STRAIGHT-LINE SANDERS	NO	1,710	29,959
8508800030	GRNDRS,SNDRS,& PLSHRS OTH THN ANGLE,ORBT,STRG-LIN	NO	212	22,112
8508800040	ELECTRIC HAND SCREWDRIVERS, NUT-RUNNERS, IMPACT WR	NO	2,191	78,311
8508800055	ELECTRIC HAND ROUTERS	NO	615	63,877
8508800065	ELECTRIC HAND PLANERS	NO	85	6,615
8508800070	ELECTRIC HAND GRASS AND WEED TRIMMERS/EDGERS	NO	3,241	86,919
8508800085	ELECTRIC HAND SCISSORS	NO	1	3,680
8508800095	ELECTROMECHANICAL HAND TOOLS,NESOI	NO	27,964	2,132,524
8508900000	ELECTROMECHANICAL HAND TOOL PARTS	X		724,081
8509100020	ELECTRIC DOMESTIC VACUUM CLEANERS, PORTABLE, HAND	NO	1,207,327	17,539,973
8509100040	ELECTRIC VACUUM CLEANERS, NESOI	NO	19,107	2,347,698
8509200000	ELECTRIC DOMESTIC FLOOR POLISHERS	NO	2,405	207,483
8509300000	ELECTRIC DOMESTIC KITCHEN WASTE DISPOSALS	NO	534	5,991
8509400020	ELECTRIC DOMESTIC FOOD MIXERS	NO	42,486	1,205,002
8509400030	ELECTRIC DOMESTIC JUICE EXTRACTORS	NO	5,587	51,622
8509400040	ELECTRIC DOMESTIC FOOD GRINDERS AND PROCESSORS	NO	12,705	785,223
8509800040	ELECTRIC DOMESTIC CAN OPENERS INCL COMBINATION UNI	NO	10,083	75,573
8509800060	ELECTROMECHANICAL DOMESTIC APPLIANCES, NESOI	NO	1,137	87,700
8509800091	ELECTROMECHANICAL DOMESTIC APPLIANCES, NESOI	NO	137,554	39,192,389
8509902000	ELECTRIC DOMESTIC VACUUM CLEANER PARTS	X		615,333
8509903000	ELECTRIC DOMESTIC FLOOR POLISHER PARTS	X		12,822
8509904050	ELECTRIC DOMESTIC APPLIANCE PARTS, NESOI	X		739,358
8510100000	ELECTRIC SHAVERS	NO	1,203	21,491
8510200000	ELECTRIC HAIR CLIPPERS	NO		267,476
8510300000	HAIR REMOVING APPLIANCES	NO	1,142	8,608
8510901000	BLADES AND CUTTING HEADS OF SHAVERS	X		34,601
8510902000	OTHER PARTS OF ELECTRIC SHAVERS	X		4,158
8510905000	PARTS OF ELECTRIC HAIR-REMOVING APPLIANCES	X		7,727
8511100000	INTERNAL COMBUSTION ENGINE SPARK PLUGS	HUN	183,477	795,144
8511200000	INTERNAL COMBUSTION ENGINE MAGNETOS, MAGNETO-DYNAM	X		15,167
8511300080	INTERNAL COMBUSTION ENGINE IGNITION COILS	NO	24,884	161,181
8511400000	INTERNAL COMBUSTION ENGINE STARTER MOTORS	NO	8,503	530,953
8511500000	INTERNAL COMBUSTION ENGINE GENERATORS,NESOI	NO	72,011	4,611,209
8511802000	INTERNAL COMBUSTION ENGINE VOLTAGE REG,6, 12, 24 V	NO	770	52,902
8511804000	INTERNAL COMBUSTION ENGINE VOLTAGE REG,	NO	4,814	535,589
8511806000	OTHER INTERNAL COMBUSTION ENGINE IGNITION EQUIPMNT	X		573,876
8511906020	PARTS FOR INTERNAL COMBUSTION ENGINE DSTBR POINTS	NO	28,066	74,240
8511908000	PARTS FOR ELECTRICAL APPARATUS USED ON IC ENGINES	X		5,109,839
8512100000	LIGHTING OR VISUAL SIGNALING EQUIPMENT FOR BICYCLE	X		37,498
8512202000	MOTOR VEHICLE LIGHTING EQUIPMENT	X		427,037
8512204000	MOTOR VEHICLE VISUAL SIGNALING EQUIPMENT	X		156,680
8512300000	ELECTRICAL SOUND SIGNALING EQUIPMENT FOR MTR VHL	X		113,955
8512402000	MOTOR VEHICLE DEFROSTERS AND DEMISTERS	X		48,648
8512404000	MOTOR VEHICLE WINDSHIELD WIPERS	X		69,781
8512902000	PARTS OF MOTOR VEHICLE OR CYCLE SIGNALING EQUIPME	X		130,798
8512905000	PARTS FOR LIGHTING EQUIPMENT FOR MOTOR VEHICLES	X		117,626
8512908000	PARTS FOR WINDSHIELD WIPERS, DEFROSTERS FOR MT VHC	X		71,212
8513100000	PORTABLE ELECTRIC LAMPS, BATTERY OR MAGNETO	X		883,658
8513900000	PARTS FOR PORTABLE ELECTRIC LAMPS	X		11,803,199
8514100000	INDUSTRIAL, LABORATORY FURNACES, OVENS, RESISTANCE	NO	716	283,385
8514200000	INDUSTRIAL, LABORATORY FURNACES, OVENS, INDN, DLTC	NO	45	30,284
8514302000	FURNACES, OVENS FOR DIFFUSION, ETC.,SEMICONDUCTORS	NO	1	7,000
8514304000	INDUSTRIAL, LABORATORY FURNACES, OVENS, NESOI	NO	53	668,573
8514400000	OTHER INDUCTION OR DIELECTRIC HEATING EQUIPMENT	X		132,763
8514900000	PARTS FOR IND, LAB FURNACES,OVENS OR HEATING EQUIP	X		725,949
8515110000	SOLDERING IRONS AND GUNS, ELECTRIC	NO	17,421	136,039
8515190000	BRAZING OR SOLDERING MACHINES, NESOI	NO	565	303,179
8515210000	ELECTRIC WELDERS, RESISTANCE, FULL OR PART AUTOMAT	NO	72	310,871
8515290000	ELECTRIC WELDERS, RESISTANCE, NESOI	NO	231	532,488
8515310000	ELECTRIC WELDERS, ARC, FULL OR PARTLY AUTOMATIC	NO	165	506,028
8515390020	ELECTRIC WELDERS, ARC, AC TRANSFORMER TYPE, NON-ROT	NO	237	98,052
8515390040	ELECTRIC WELDERS, ARC, NESOI, NON-ROTATING	NO	398	142,686
8515390060	ELECTRIC ARC WELDING MACHINES, ROTATING TYPE	NO	144	322,110
8515800040	ULTRASONIC WELDING MACHINES	NO	119	209,400
8515800080	ELEC WELDING MACHINES,NESOI; METAL SPRAYING EQ	NO	41	704,461
8515902000	PARTS OF WELDING MACHINES AND APPARATUS	X		682,467
8515904000	PARTS OF BRAZING AND SOLDERING EQUIP	X		945,985

TABLE 1 - SHIPMENTS OF MERCHANDISE FROM THE UNITED STATES TO PUERTO RICO,  
BY COMMODITY: FISCAL YEAR 2000

COMM-CODE	COMMODITY AND UNIT OF QUANTITY		QUANTITY	VALUE-\$
8516100040	ELECTRIC STORAGE WATER HEATERS	NO	50,385	2,363,470
8516100080	ELECTRIC WATER HEATERS, NESOI, AND IMMERSION HEATE	NO	1,264	205,424
8516210000	ELECTRIC STORAGE HEATING RADIATORS	NO	150	42,730
8516290000	ELECTRIC SPACE HEATING APPARATUS,NESOI	X		24,152
8516310000	ELECTRIC HAIR DRYERS	NO	1,497	30,451
8516320000	ELECTROTHERMIC HAIR DRESSING APPARATUS,NESOI	X		10,666
8516330000	ELECTRIC HAND-DRYING APPARATUS	NO	12,738	158,029
8516400000	ELECTRIC FLATIRONS	NO	26,708	289,050
8516500000	MICROWAVE OVENS	NO	13,348	1,109,753
8516604000	ELECTRIC COOKING STOVES, RANGES AND OVENS	NO	12,663	4,117,301
8516606000	COOKING PLATES, BOILING RINGS, GRILLERS,& ROASTERS	NO	17,339	721,045
8516710000	ELECTRIC COFFEE OR TEA MAKERS	NO	35,330	342,514
8516720000	ELECTRIC TOASTERS	NO	11,977	159,536
8516790000	OTHER ELECTROTHERMIC APPLIANCES, DOMESTIC	NO	17,496	1,332,805
8516800000	ELECTRIC HEATING RESISTORS	X		426,528
8516902700	PARTS OF ELECTRIC COOKING STOVES, RANGES AND OVENS	X		380,580
8516909500	PARTS,NESOI,FOR ELECTROTHERMIC APPLIANCES	X		332,082
8517110000	LINE TELEPHONE SETS WITH CORDLESS HANDSETS	NO	12,533	1,733,550
8517190000	VIDEOPHONES	NO	12,023	1,447,869
8517210000	FACSIMILE MACHINES	NO	965	192,934
8517220000	TELEPRINTERS	NO	4	9,449
8517301500	CENTRAL OFFICE TELEPHONE SWITCHING SYSTEMS	NO	497	2,253,186
8517302000	PRIVATE BRANCH EXCHANGE TELEPHONE SWITCHING APRTS.	NO	1,405	2,341,853
8517302500	ELECTRONIC KEY TELEPHONE SYSTEMS	NO	2,399	2,477,061
8517303000	TELEGRAPHIC SWITCHING APPARATUS	NO	6,245	5,328,831
8517305000	TELEGRAPHIC SWITCHING APPARATUS	X		18,812,766
8517501000	MODEMS,OF A KIND USED WITH ADP EQP.IN HEADING 8471	NO	5,812	1,771,331
8517505000	TELEPHON APP,CARR-CURRENT LINE OR DIGITAL LINE SYS	X		4,616,131
8517506000	TELEGRAPHIC APPARATUS FOR CARR-CURRENT LINE SYSTEM	X		608,387
8517509000	TELEGRAPHIC APPARATUS FOR DIGITAL LINE SYSTEMS	X		1,200,445
8517801010	TELEPHONIC INTERCOM SYSTEMS	NO	843	256,204
8517801020	TELEPHONIC APPARATUS, NESOI	X		2,281,118
8517802000	TELEGRAPHIC APPARATUS, NESOI	X		440,605
8517902000	PARTS FOR TELEPHONIC SWITCHING APPARATUS	X		23,337,010
8517905000	PARTS,NESOI,FOR TELEPHONIC APPARATUS	X		30,387,080
8517909000	PARTS FOR TELEGRAPHIC APPARATUS	X		3,884,631
8518100000	MICROPHONES AND PARTS THEREOF	X		162,296
8518210000	SINGLE LOUDSPEAKERS, MOUNTED IN THEIR ENCLOSURES	NO	59,537	5,590,169
8518220000	MULTIPLE LOUDSPEAKERS,MOUNTED IN SAME ENCLOSURE	NO	22,301	548,332
8518290000	LOUDSPEAKERS, NESOI	NO	12,965	1,016,041
8518301000	TELEPHONE HANDSETS	NO	4,593	205,749
8518302000	OTHER HEADPHONES,EARPHONES, MICROPHONE/SPEAKER	NO	10,850	452,452
8518401000	LINE TELEPHONY AUDIO FREQUENCY AMPLIFIER REPEATERS	NO	1,455	257,251
8518402000	AUDIO FREQUENCY ELECTRIC AMPLIFIERS, NESOI	NO	30,768	1,283,292
8518500000	ELECTRIC SOUND AMPLIFIER SETS	NO	2,452	196,231
8518901000	PARTS OF TELEPHONE HANDSETS AND REPEATERS	X		325,883
8518903000	PARTS OF MICROPHONES,LOUDSPEAKERS,AMPLIFIERS	X		1,290,332
8519100000	COIN- OR TOKEN-OPERATED RECORD PLAYERS	NO	145	83,038
8519210000	RECORD PLAYERS WITHOUT LOUDSPEAKERS	NO	227	56,315
8519290000	RECORD PLAYERS,NESOI	NO	91	41,570
8519310000	TURNABLES WITH AUTOMATIC RECORD CHANGERS	NO	214	43,413
8519390000	TURNABLES,NESOI	NO	85	74,704
8519400000	TRANSCRIBING MACHINES	NO	198	45,916
8519920000	POCKET-SIZE CASSETTE PLAYERS	NO	63	24,450
8519934000	TAPE PLAYERS, CASSETTE TYPE FOR MOTOR-VEH INSTALL	NO	1,070	51,900
8519938000	TAPE PLAYERS, CASSETTE TYPE, NESOI	NO	163	28,341
8519990030	CARTRIDGE TYPE TAPE PLAYERS	NO	530	95,219
8519990070	SOUND REPRODUCING APPARATUS,NESOI	NO	18,494	3,721,144
8520100000	DICTATING MACHINES REQUIRING EXTERNAL POWER SOURCE	NO	139	39,818
8520200000	TELEPHONE ANSWERING MACHINES	NO	6,470	1,178,849
8520320000	MAGNET TAPE RECORDER/REPRODUCERS,DIGITAL AUDIO TYP	NO	1,011	312,324
8520330000	TAPE RECORDER/REPRODUCERS, CASSETTE TYPE	NO	1,856	289,210
8520390000	MAGNETIC TAPE RECORDERS/REPRODUCERS, NESOI	NO	2,544	422,359
8520900040	OPTICAL DISK RECORDERS	NO	244	63,671
8520900080	OTHER MAGNETIC SOUND RECORDING OR REPRODUCING EQUI	NO	1,387	331,585
8521100000	VIDEO RECORDING OR REPRODUCING APP, MAGNETIC TAPE	NO	13,749	7,885,956
8521900000	VIDEO RECORDING OR REPRODUCING APP,EXC MAGNET TAPE	NO	1,111	1,111,418
8522100000	PICKUP CARTRIDGES	NO	2,056	62,289
8522900010	MAGNETIC RECORDING AND REPRODUCING HEADS	X		132,930

TABLE 1 - SHIPMENTS OF MERCHANDISE FROM THE UNITED STATES TO PUERTO RICO,  
BY COMMODITY: FISCAL YEAR 2000

COMM-CODE	COMMODITY AND UNIT OF QUANTITY		QUANTITY	VALUE-\$
8522900090	PARTS,NESOI,FOR APPARATUS OF HEADINGS 8519 TO 8521	X		1,208,529
8523110000	UNRECORDED MAGNETIC TAPE =< 4 MM WIDTH	NO	18,873	279,104
8523120010	UNRECORDED MAGNETIC TAPE > 4 BUT =< 6.5MM, CARTRID	NO	8,975	1,128,916
8523120020	UNRECORDED MAGNETIC TAPE >4 & =<6.5MM, AUDIO,NESOI	X		34,037
8523120040	UNRECORDED MAGNETIC TAPE >4 & =<6.5MM, VIDEO	X		182,642
8523120060	UNRECORDED MAGNETIC TAPE,>4 MM BUT =<6.5 MM,NESOI	X		207,598
8523130020	UNRECORDED MAGNETIC TAPE >6.5 MM WIDTH, AUDIO	X		91,154
8523130040	UNRECORDED MAGNETIC TAPE >6.5MM, VIDEO, CASSETTE	NO	60,016	449,153
8523130060	UNRECORDED MAGNETIC TAPE >6.5MM, VIDEO, NESOI	X		31,877
8523130080	UNRECORDED MAGNETIC TAPE >6.5MM, NESOI	X		855,165
8523200000	UNRECORDED MAGNETIC DISCS	NO	30,206	1,145,866
8523300000	UNRECORDED, CARDS INCORPORATING A MAGNETIC STRIPE	NO	30,622	161,728
8523900000	UNRECORDED MAGNETIC MEDIA, NESOI	X		1,188,379
8524100020	PHONOGRAPH RECORDS, 33-1/3 RPM STEREO, QUADRAPHONI	NO	333	26,422
8524100040	PHONOGRAPH RECORDS, NESOI	NO	411,443	5,317,482
8524310000	LASER DISCS,FOR REPRODUCING OTHER THAN SOUND/IMAGE	NO	58,036	4,125,401
8524320000	LASER DISC FOR REPRODUCING SOUND ONLY	NO	781,549	7,298,614
8524390000	DISCS FOR LASER READING SYSTEMS, NESOI	NO	500,335	5,383,508
8524400000	MAGNET TAPES FR REPRODUCING OTHER THAN SOUND/IMAGE	NO	78,717	927,186
8524511000	NEWS SOUND RECORDINGS RELATING TO CURRENT EVENTS	NO	1,780	54,136
8524513040	SOUND RECORDINGS ON CASSETTE TAPES, WIDTH =< 4MM	NO	94,079	980,975
8524513080	OTHER MAGNETIC TAPE RECORDINGS =< 4MM, NESOI	NO	32,740	650,772
8524521040	VIDEO TAPE RECORDNG >4MM AND =<6.5MM, IN CASSETTES	NO	269,914	5,786,548
8524521080	VIDEO TAPE RECORDINGS >4MM =<6.5MM,EXCEPT CASSETTE	NO	15,140	173,735
8524522000	OTHR MAGNET TAPE RECORDNG >4MM =<6.5MM,EXCEP VIDEO	NO	5,213	98,331
8524531040	VIDEO TAPE RECORDING, WIDTH =<16 MM, IN CASSETTES	NO	3,860	115,631
8524531080	VIDEO TAPE RECORDINGS >6.5MM BUT=<16MM,NOT IN CASS	NO	15,732	386,202
8524532000	OTHR MAGNET TAPE RECORDNG >6.5MM, EXCEPT VIDEO	NO	1,661	47,749
8524600000	RECORDED, CARDS INCORP. A MAGNETIC STRIPE	NO	9,041	66,483
8524910000	OHTR RECORDED MEDIA,NESOI,FOR REPROD OTHR THAN S/I	NO	30,911	3,781,321
8524990000	RECORDED MEDIA, NESOI	NO	1,705,077	22,941,998
8525102010	APPARATUS FOR RECEP OF TV SIGNALS BY TV SATELLITE	NO	16,910	1,139,860
8525102050	OTHER TRANSMISSION APPARATUS FOR TELEVISION	X		6,051,822
8525106010	RADIO TRANSMITTERS FOR CIVIL AIRCRAFT	NO	41	56,003
8525106030	RADIO TRANSMITTERS =< 30 MHZ	NO	36	121,927
8525106050	RADIO TRANSMITTERS > 30 MHZ BUT =< 400 MHZ	NO	298	336,906
8525106070	RADIO TRANSMITTERS > 400 MHZ BUT =< 1000 MHZ	NO	202	889,589
8525106090	RADIO TRANSMITTERS FOR FREQ EXCEEDING 1000 MHZ	NO	89	177,914
8525108020	TRANSMISSION APPARATUS,NESOI,FOR CIVIL AIRCRAFT	X		54,497
8525108040	COMMUNICATIONS TRANSMISSION APPARATUS,NESOI	X		648,840
8525201000	RADIO TRANSCEIVERS, CITIZENS BAND (CB) TYPE	NO	1,452	569,345
8525202000	RADIO TRANSCEIVERS, LOW POWER, 49.8 MHZ TO 49.90MH	NO	3,777	898,578
8525203005	RADIO TRANSCEIVERS FOR CIVIL AIRCRAFT	NO	219	482,840
8525203030	RADIO TRANSCEIVERS, HAND-HELD, NESOI	NO	3,593	2,563,632
8525203040	RADIO TRANSCEIVERS, MARINE VHF-FM	NO	179	160,323
8525203042	RADIO TRANSCEIVERS, NESOI,<= 30 MHZ	NO	327	384,913
8525203045	RADIO TRANSCEIVERS, NESOI,> 30 MHZ BUT =< 400 MHZ	NO	85	216,318
8525203055	RADIO TRANSCEIVERS, NESOI,> 400 MHZ	NO	948	6,244,165
8525209020	RADIO TELEPHONES FOR INSTALLATION IN MOTOR VEHICLE	NO	233,295	29,244,436
8525209040	RADIO PHONES, NT MOTOR VHCL, PBLIC CELLULAR SRVCE	NO	86,273	11,814,005
8525209080	TRANSMISSION APPTS INCORPORATING RECEIVERS,NESOI	X		48,404,752
8525300020	TELEVISION CAMERAS, COLOR	NO	3,707	3,802,523
8525300070	TELEVISION CAMERAS, NESOI	NO	1,123	2,079,435
8525404000	DIGITAL STILL IMAGE VIDEO CAMERAS	NO	95	86,177
8525408020	8MM CAMCORDERS	NO	21	13,400
8525408050	CAMCORDERS EXCEPT 8MM	NO	95	78,374
8525408085	STILL VIDEO CAMERAS & OTHR VID CAM RECORDERS,NESOI	NO	1,168	1,173,646
8526100010	RADAR APPARATUS FOR USE IN CIVIL AIRCRAFT	NO	29	137,493
8526100020	RADAR DESIGNED FOR BOAT OR SHIP INSTALLATION	NO	5	18,550
8526100070	RADAR APPARATUS NESOI	NO	22	1,325,187
8526910010	RADIO NAVIGATIONAL AID APPARA FOR CIVIL AIRCRAFT	NO	313	760,347
8526910030	RADIO NAVIGATIONAL AID APPARATUS, RECEPTION ONLY	NO	9	28,359
8526910070	RADIO NAVIGATIONAL AID APPARATUS,NESOI	NO	250	494,849
8526920000	RADIO REMOTE CONTROL APPARATUS	X		376,319
8527120000	POCKET-SIZE RADIO CASSETTE PLAYERS	NO	39,609	253,031
8527131100	RADIOBROADCAST RECEIVERS, BATTERY TYPE, W/O RECORD	NO	1,179	194,197
8527132000	RADIOBRDCST RECEIV,BATTERY TPE, RADIO-TAPE RECORDR	NO	3,919	234,119
8527134000	RADIOBRDCST RECEIV,BATTERY TYPE, RADIO-PHONOGRAPH	NO	56	57,337
8527136000	RADIOBROADCAST RECEIVERS, BATTERY TYPE, NESOI	NO	17,873	1,237,933

TABLE 1 - SHIPMENTS OF MERCHANDISE FROM THE UNITED STATES TO PUERTO RICO,  
BY COMMODITY: FISCAL YEAR 2000

COMM-CODE	COMMODITY AND UNIT OF QUANTITY		QUANTITY	VALUE-\$
8527190000	RADIOBROADCAST RECEIVERS, BATTERY TYPE, NESOI	NO	25,919	752,308
8527210000	RADIOBROADCAST RECEIVERS FOR MOTOR VEHICLES W RCOS	NO	16,182	634,917
8527290000	RADIOBROADCAST RECEIVERS FOR MOTOR VEHICLES NESOI	NO	4,962	544,791
8527310000	RADIOBROADCAST RECEIVERS,NESOI,WITH SOUND RECORDER	NO	9,260	1,311,428
8527320000	RADIOBROADCAST RECEIVERS,NESOI,WITH CLOCK WO P & R	NO	4,783	724,790
8527390000	RADIOBROADCAST RECEIVERS,NESOI	NO	1,908	263,555
8527904000	OTHER ARTICLES DESIGNED FOR CONNECTION TO TLPH	NO	2,475	405,043
8527908005	RADIO RECEIVERS FOR USE IN CIVIL AIRCRAFT	NO	41	51,922
8527908015	RADIO RECEIVERS, RADIO PAGING TYPE	NO	34,208	3,126,672
8527908025	RADIO RECEIVERS =< 30 MHZ	NO	105	47,942
8527908035	RADIO RECEIVERS > 30 MHZ BUT =< 400 MHZ	NO	497	49,494
8527908045	RADIO RECEIVERS > 400 MHZ BUT =< 1000 MHZ	NO	907	151,901
8527908055	RADIO RECEIVERS > 1000 MHZ	NO	2,567	532,927
8527908075	RECEPTION APPARATUS RADIO COMMUNICATIONS,NESOI	X		969,559
8528123000	RECEP APP FOR TV,COLOR,INC VIDEO RCRDNG/REPROD APP	NO	6,689	2,207,869
8528126005	03TV RCRS,CLR,W/PCTR TUBE,W/RDOBRDCST RCVRS/SND RC	NO	1,451	547,755
8528126010	RECEP APP FOR TV,COLOR, HAVNG PICTURE TUBE, < 52CM	NO	8,847	2,201,212
8528126040	RECEP APP FOR TV,COLOR,HAVNG A PICTURE TUBE > 52CM	NO	26,714	18,542,496
8528126057	RECEP APP FOR TV,COLOR,NESOI,WITHOUT PICTURE TUBE	NO	2,346	172,552
8528130015	RECEP APP FR TV,MONOCHROME,W/ RDIO RECV/SND/VD/RPRD	NO	1,011	266,567
8528130080	RECEPTION APPARATUS FOR TV, MONOCHROME, NESOI	NO	12,791	1,387,125
8528210000	VIDEO MONITORS, COLOR	NO	21,935	1,735,460
8528220000	VIDEO MONITORS, MONOCHROME	NO	2,303	74,151
8528305550	VIDEO PROJECTORS, COLOR	NO	9,008	551,022
8528309000	VIDEO PROJECTORS, MONOCHROM	NO	2,447	93,853
8529102020	TELEVISION ANTENNAS, RECEIVING ONLY	NO	13,091	2,360,581
8529102050	TELEVISION ANTENNAS, NESOI	NO	78,976	9,653,456
8529102090	TELEVISION ANTENNA REFLECTORS	X		201,794
8529104000	ANTENNAS & PARTS FOR RADAR, RADIO NAVIGATIONAL AID	X		614,244
8529106000	ANTENNAS & PARTS,NESOI,FOR HOG 8525 TO 8528	X		1,957,125
8529901000	TELEVISION TUNERS	X		420,610
8529903000	PARTS OF TELEVISION CAMERAS	X		756,764
8529903540	CONVERGENCE ASSEMBLIES, FLYBACKS, FS COILS,D COILS	X		105,457
8529903800	PARTS,NESOI,FOR TV APPARATUS, HEADINGS 8525-8528	X		2,031,854
8529904720	PARTS FOR RADAR APPARATUS	X		984,720
8529904740	PARTS FOR RADIO NAVIGATIONAL AID APPARATUS	X		43,586
8529904760	PARTS FOR RADIO REMOTE CONTROL APPARATUS	X		223,791
8529905000	PARTS, NESOI, OF APPARATUS IN HEADINGS 8525 TO 852	X		5,841,062
8530100000	ELECTRICAL SIGNALING OR TRAFFIC CONTROL EQPT RAIL	X		64,720
8530800000	ELECTRICAL SIGNALING OR TRAFFIC CONTROL EQPT,NESOI	X		2,147,918
8530900000	PARTS FOR ELC SIGNALING, TRAFFIC, SAFETY EQUIPMNT	X		760,418
8531100015	SMOKE DETECTORS, BATTERY POWERED	NO	24,948	281,234
8531100025	SMOKE DETECTORS, NESOI	NO	12,537	447,732
8531100035	BURGLAR ALARMS, ELECTRIC	NO	10,122	1,250,187
8531100045	BURGLAR OR FIRE ALARMS AND SIMILAR APPARATUS,NESOI	NO	8,570	2,252,656
8531200020	INDICATOR PANALS INCORPORATING LCD'S	X		2,075,449
8531200040	INDICATOR PANELS INCORPORATING LED'S	X		497,832
8531804000	PAGING ALERT DEVICES	NO	4,962	145,361
8531809010	INDICATOR PANELS INCORPORATING FLUORESCENT DEVICES	X		30,705
8531809015	INDICATOR PANELS, NESOI	X		266,631
8531809030	SOUND SIGNALING APPARATUS, HORNS	X		93,725
8531809038	RADAR DETECTORS OF A KIND USED IN MOTOR VEHICLES	NO	4	2,528
8531809040	SOUND SIGNALING APPARATUS,NESOI	X		112,769
8531809050	OTHER SIGNALING DEVICES, ELECTRIC, NESOI	X		271,961
8531900000	PARTS OF ELECTRIC SOUND OR VISUAL SIGNALING APRTS	X		11,231,370
8532100000	FIXED CAPACITORS, 50-60 HZ, POWER, CPCTY =>.5 KVAR	NO	13,201,188	3,875,656
8532210020	FIXED CAPACITORS, 50/60 HZ, TANTALUM ELECTROLYTIC	NO	1,538,337	689,760
8532210040	FIXED CAPACITORS,50/60 HZ, Ta ELECTROLYTIC, NON-MET	NO	2,244,654	401,205
8532210050	TANTALUM ELECTROLYTIC FIXED CAPACITORS,SMD	NO	9,222,132	4,430,207
8532210080	OTHER TANTALUM ELECTROLYTIC FIXED CAPACITORS, NESI	NO	13,554,361	6,239,010
8532220020	FIXED CAPACITORS, ALUMINUM ELECTROLYTIC =< 18 MM	NO	12,068,440	4,775,691
8532220040	FIXED CAPACITORS, ALUMINUM ELECTROLYTIC>18BUT=<35	NO	3,154,379	3,607,313
8532220055	OTH FIXED CAPACITORS, ALUM ELECTRO >35MM N/O 51MM	NO	1,811,017	1,679,791
8532220085	OTHER FIXED CAPACITORS, ALUM ELECTROLYTIC > 51 MM	NO	156,742	509,762
8532230020	FIXED CAPACITORS, CERAMIC, DIELECTRIC SL L YR CHIPS	NO	5,112,209	1,977,912
8532230040	FIXED CAPACITORS, CERAMIC, DIELECTRIC S L AXIAL LD	NO	677,056	162,996
8532230060	FIXED CAPACITORS, CERAMIC, DIELECTRIC S L RADIAL L	NO	6,881,122	544,766
8532240020	FIXED CAPACITORS, CERAMIC, DIELECTRIC MLTYLR CHIPS	NO	320,188,309	18,146,574
8532240040	FIXED CAPACITORS, CERAMIC, DIELECTRIC MLTLR AXIAL	NO	28,579,167	1,172,157

TABLE 1 - SHIPMENTS OF MERCHANDISE FROM THE UNITED STATES TO PUERTO RICO,  
BY COMMODITY: FISCAL YEAR 2000

COMM-CODE	COMMODITY AND UNIT OF QUANTITY		QUANTITY	VALUE-\$
8532240060	FIXED CAPACITORS, CERAMIC, DIELECTRIC MLTLR RDIAL	NO	35,761,722	1,382,671
8532250010	FIXED CAPACITORS, PAPER, PLASTIC, AC, < 300 V	NO	1,090,704	391,959
8532250020	FIXED CAPACITORS, PAPER, PLASTIC, AC,=>300 B <600V	NO	174,844	93,202
8532250030	FIXED CAPACITORS, PAPER, PLASTIC, AC,=>600, <1000V	NO	38,922	207,298
8532250040	FIXED CAPACITORS, PAPER, PLASTIC, AC,=> 1000 V	NO	21,342	8,003
8532250050	FIXED CAPACITORS, PAPER, PLASTIC, NESOI, LEADLESS	NO	2,672,723	1,639,628
8532250060	FIXED CAPACITORS, PAPER, PLASTIC, NESOI, AXIAL LDS	NO	44,589	51,450
8532250070	FIXED CAPACITORS, PAPER, PLASTIC, NESOI, RADIAL LD	NO	1,483,259	629,505
8532250080	FIXED CAPACITORS, PAPER, PLASTIC, NESOI, DIELECTRC	NO	89,910	178,981
8532290020	FIXED CAPACITORS, NESOI, MICA DIELECTRIC	NO	224,470	116,603
8532290040	FIXED CAPACITORS, NESOI	NO	10,038,409	1,753,742
8532300010	VARIABLE OR ADJUSTABLE CAPACITORS, MICA, GMC, GLSS	NO	70,712	67,636
8532300090	VARIABLE OR ADJUSTABLE CAPACITORS, NESOI	NO	4,076,250	3,445,892
8532900000	PARTS FOR ELECTRICAL CAPACITORS	X		3,531,284
8533100020	FIXED CARBON RESISTORS SURFACE MOUNTED FILM, >2 TM	NO	9,872,143	275,435
8533100042	FIXED CARBON RESISTORS SURFACE MOUNTED FILM, 2 TML	NO	3,455,305	475,822
8533100057	FIXED CARBON RESISTORS FILM, COMPOSITION, >2 LEADS	NO	3,745,872	262,502
8533100070	FIXED CARBON RESISTORS FILM, COMPOSITION, 2 LEADS	NO	9,936,684	237,082
8533210025	FIXED RESISTORS =< 20 W SURFACE MOUNTED > 2 TRMNL	NO	5,620,353	1,422,190
8533210045	FIXED RESISTORS =< 20 W SURFACE MOUNTED, 2 TERMINA	NO	1,285,008	139,704
8533210075	FIXED RESISTORS, NESOI, HAVING MORE THAN 2 LEADS	NO	4,452,429	1,452,762
8533210080	FIXED RESISTORS NESOI, =< 20W, 2 LEADS WIRE W	NO	6,033,161	1,669,051
8533210090	FIXED RESISTORS NESOI, =< 20W, 2 LEADS, NESOI	NO	13,931,469	1,126,155
8533290000	FIXED RESISTORS NESOI > 20 W POWER HDLG CPCY	NO	8,569,261	969,155
8533310000	WIREWOUND VARIABLE RESISTORS, < 20 W	NO	931,839	48,449
8533390040	WIREWOUND VARIABLE RESISTORS, DIMMERS	NO	866,772	289,689
8533390080	WIREWOUND VARIABLE RESISTORS, NESOI	NO	1,180,748	545,298
8533400040	VARIABLE RESISTORS, NESOI, MOTOR STARTERS, CNL	NO	1,176,303	1,158,952
8533400080	VARIABLE RESISTORS, NESOI	NO	16,942,923	3,522,089
8533900000	PARTS FOR RESISTORS, RHEOSTATS, POTENTIOMETERS	X		988,354
8534000020	PRINTED CIRCUITS OF PLASTIC/GLASS =>3 LAYERS, CNDT	NO	641,972	18,686,874
8534000040	PRINTED CIRCUITS OF PLASTIC/GLASS, NESOI	NO	243,924	11,144,257
8534000050	PRINTED CIRCUITS, PLASTIC IMPRG., NOT FLEX, PPR.BASE	NO	5,459	123,965
8534000070	PRINTED CIRCUITS, PLASTIC IMPRG., NOT FLEX, NESOI	NO	171,674	2,115,295
8534000080	PRINTED CIRCUITS, FLEXIBLE TYPE, NESOI	NO	63,427,122	52,471,311
8534000085	PRINTED CIRCUITS HAVING A CERAMIC BASE	NO	6,079	186,846
8534000090	PRINTED CIRCUITS, NESOI	NO	1,423,725	17,280,176
8534000095	PRINTED CIRCUITS, NESOI	NO	1,723,896	14,652,679
8535100020	FUSES IN CIRCUITS => 2300 V	NO	3,480	1,565,396
8535100040	FUSES NESOI > 1000 V	NO	183,338	309,892
8535210000	AUTOMATIC CIRCUIT BREAKERS > 1000 V BUT < 72.5 KV	NO	15,478	1,216,362
8535290020	AUTOMATIC CIRCUIT BREAKERS => 345 KV	NO	1,195,874	191,303
8535290040	AUTOMATIC CIRCUIT BREAKERS NESOI > 72.5 KV < 345 K	NO	244	950,903
8535300040	ISOLATING AND MAKE AND BREAK SWITCHES, KNIFE TYPE	NO	7,030	170,711
8535300080	ISOLATING SWITCH & MAKE & BREAK SWITCH, NESOI > 1000V	NO	202,864	1,422,538
8535400000	LIGHTNING ARRESTERS, VOLTAGE LIMITERS, SURGE SUPPRES	X		24,751,339
8535908020	TERMINALS, ELC SPLICES AND ELC COUPLINGS	NO	171,655	4,988,222
8535908040	ELECTRICAL CONNECTORS, NESOI > 1000 V	NO	2,392,873	3,230,102
8535908060	ELECT SWITCHING & CIRCUIT PROTECTION APPRTS, NESOI	NO	83,011	2,358,599
8536100020	FUSES =< 1000 V, GLASS CARTRIDGE	NO	26,172	159,531
8536100040	FUSES =< 1000 V, NESOI	NO	724,789	14,151,136
8536200020	AUTOMATIC CIRCUIT BREAKERS =< 1000 V, MOLDED CASE	NO	87,448,456	25,484,078
8536200040	AUTOMATIC CIRCUIT BREAKERS =< 1000 V, NESOI	NO	698,228	2,339,006
8536300000	OTHER APPARATUS FOR PROTECTING ELC CRTS =< 1000 V	X		864,090
8536410005	AUTOMOTIVE SIGNALING FLASHERS FOR VOLTAGE =< 60 V	NO	616,466	999,926
8536410020	ELCTMCHL RLYS =< 60 V, & CNTCTS < 10 A EXCPT ASF	NO	533,024	756,021
8536410030	RLYS (EXCPT ELCTMCHL & ASF) =< 60V, & CNTCTS < 10A	NO	488,726	569,663
8536410045	CONTACTORS, =< 60 V, CNTCTS => 10 A, EXCPT ASF	NO	17,336	610,873
8536410050	ELCTMCHL RLYS (EXCPT CNTCTRS & ASF) =< 60V CNTCTS => 10A	NO	10,771	273,978
8536410060	RELAYS FOR PROTECTING ELECTRICAL CIRCUITS, =< 60 V	NO	185,471	1,180,440
8536490050	RELAYS > 60 V, & CONTACTS < 10 A ELCTMCHL	NO	44,958	244,994
8536490055	RELAYS > 60 V, & CONTACTS < 10 A NESOI	NO	55,703	80,008
8536490065	RELAYS > 60 V, CONTACTORS	NO	20,592	723,926
8536490075	RELAYS > 60 V, ELECTROMECHANICAL	NO	18,702	883,515
8536490080	RELAYS > 60 V, NESOI	NO	902,983	7,928,321
8536504000	MOTOR STARTERS	NO	83,414	9,774,777
8536507000	ELECTRNC AC SWTCH OPTICALLY COUPLD INPT/OUTPT CRCT	NO	124,046	245,797
8536509020	SWITCHES, ROTARY, RATED AT NOT OVER 5 A	NO	35,139	80,906
8536509025	SWITCHES, ROTARY, RATED AT OVER 5 A	NO	20,325	104,633



TABLE 1 - SHIPMENTS OF MERCHANDISE FROM THE UNITED STATES TO PUERTO RICO,  
BY COMMODITY: FISCAL YEAR 2000

COMM-CODE	COMMODITY AND UNIT OF QUANTITY		QUANTITY	VALUE-\$
8536509030	SWITCHES, PUSH-BUTTON, RATED AT NOT OVER 5 A	NO	128,833	1,093,679
8536509035	SWITCHES, PUSH-BUTTON, RATED AT OVER 5 A	NO	165,143	256,240
8536509040	SNAP ACTION SWITCHES, OTHER THAN LIMIT, <= 1000 V	NO	39,222	151,258
8536509045	SWITCHES, KNIFE, <= 1000 V	NO	3	5,872
8536509050	SWITCHES, SLIDE <= 1000 V	NO	4,995	60,211
8536509055	SWITCHES, LIMIT, NESOI, VOLTAGE NOT OVER 1000 V	NO	15,325	80,011
8536509065	OTHER SWITCHES, VOLTAGE NOT EXCEEDING 1000V, NESOI	NO	1,403,989	1,821,979
8536610000	LAMP HOLDERS	NO	110,419	77,906
8536694010	ELECTRICAL CONNECTORS, COAXIAL TYPE, <= 1,000 V	NO	893,009	11,408,920
8536694020	ELECTRICAL CONNECTORS, CYLINDRICAL, MULTICONTACT	NO	264,324	973,179
8536694030	ELECTRICAL CONNECTORS, RACK AND PANEL TYPE <= 1000 V	NO	632,062	438,211
8536694040	ELECTRICAL CONNECTORS, PRINTED CRCT TYPE <= 1,000 V	NO	3,276,122	8,246,079
8536695050	ELECTRICAL CONNECTORS, FOR VOLTAGE <= 1,000 V, NESOI	X		47,339,259
8536904000	TERMINALS, ELECTRICAL SPLICES & COUPLINGS, WAFER PROBERS	X		14,559,573
8536908010	ELECTRICAL DISTRIBUTION DUCTS, <= 1,000 V	X		268,141
8536908030	ELECTRICAL JUNCTION BOXES NOT EXCEEDING 1,000 V	NO	154,774	1,385,977
8536908085	ELECT APPARATUS FOR SWITCH & PROTECT CIRCUITS NESOI	X		5,609,202
8537106000	MOTOR CONTROL CENTERS FOR A VOLTAGE NOT EXC. 1000V	NO	1,882	855,131
8537109020	SWITCHGEAR ASSEMBLIES AND SWITCHBOARDS <= 1000 V	NO	6,467	1,305,997
8537109030	NUMERICAL CONTROLS FOR CONTROLLING MACHINE TOOLS	NO	5	60,467
8537109050	ELECTRICAL PANEL & DISTRIBUTION BOARDS <= 1000 V	NO	40,798	3,348,837
8537109060	PROGRAMMABLE CONTROLLERS	NO	1,093	3,044,881
8537109070	ELECT APPARATUS EQP WITH APTS FRM HD 8535&36, NESOI	NO	152,709	5,567,107
8537200020	SWITCHGEAR & SWITCHBOARD ASSEMBLIES > 1000 V	NO	105	2,161,948
8537200040	ELECTRICAL APPARATUS EQP WITH APTS FM HD 8535&36	NO	8,773	2,604,967
8538100000	BOARDS, PANELS, CONSOLES ETC OF 8537 LESS APTS	X		969,184
8538907020	PARTS OF AUTO CIR BREAKERS FOR HEAD 8535/8536/8537	X		35,233,485
8538907040	ELECTRICAL METAL CONTACTS FOR HEAD 8535, 8536, 8537	X		1,744,347
8538907060	PARTS NESOI OF SWITCHGEAR, FOR HD 8535, 8536, 8537	X		1,426,000
8538907080	PRTS SUITBL FOR USE W/APTS IN 8535, 8536, 8537, NESOI	X		29,767,743
8539100020	SEALED BEAM LAMP UNITS < 15.24 CM	NO	10,238	68,456
8539100040	SEALED BEAM LAMP UNITS >= 15.24 CM	NO	13,967	55,977
8539212000	TUNGSTEN HALOGEN FILAMENT LAMPS <= 100 V	NO	59,975	207,037
8539214040	TUNGSTEN HALOGEN FILAMENT LAMPS > 100 V, < 500 W	NO	147,782	1,614,491
8539214080	TUNGSTEN HALOGEN FILAMENT LAMPS > 100 V, >= 500W	NO	1,318	17,676
8539224000	CHRISTMAS-TREE LAMPS > 100 V BUT NOT > 200 W	NO	12,537	3,021
8539228010	FILAMENT LAMPS <= 150 W BUT > 100 V, 3-WAY TYPE	NO	556,917	108,491
8539228030	FILAMENT LAMPS <= 150 W BUT > 100 V, DECORATIVE	NO	917,154	181,089
8539228050	FILAMENT LAMPS <= 150 W BUT > 100 V, NESOI INCL SD	NO	2,930,168	2,504,675
8539228070	FILAMENT LAMPS > 150 W	NO	469,945	187,494
8539292500	FILAMENT LAMPS, NESOI, <= 100 V EXCLUDING UV & IFRF	NO	7,990	69,457
8539294000	LAMPS NESOI > 100 V, FILAMENT	NO	67,327	179,126
8539310000	DISCHARGE LAMPS, (EX ULTRAVIOLET), FLUORESCENT	NO	1,441,069	1,755,091
8539320020	DISCHARGE LAMPS, (EX ULTRAVIOLET), SODIUM VAPOR	NO	12,028	98,072
8539320040	DISCHARGE LAMPS, (EX ULTRAVIOLET), MERCURY VAPOR	NO	18,284	45,270
8539320060	DISCHARGE LAMPS, (EX ULTRAVIOLET), METAL HALIDE	NO	31,419	319,135
8539390000	DISCHARGE LAMPS, (EX ULTRAVIOLET), NESOI	NO	26,091	195,675
8539410000	ARC LAMPS	NO	622	15,009
8539490040	ULTRAVIOLET LAMPS	NO	7,206	201,222
8539490080	ELECTRIC LAMPS NESOI INCLUDING INFRARED	NO	71,543	426,988
8539900000	PARTS FOR ELECTRIC FILAMENT OR DISCHARGE LAMPS	X		947,619
8540110035	CATHODE-RAY TV PICTURE TUBES, COLOR, <= 50 CM	NO	1	6,275
8540110070	CATHODE-RAY TV TUBES > 50 CM DGNL & <= 67 CM	NO	72	17,040
8540110080	CATHODE-RAY TELEVISION TUBES VIDEO DGNL > 67 CM	NO	231	54,698
8540120000	CATHODE-RAY TV PICTURE TUBES, BLACK & WHITE	NO	88	14,180
8540204000	TV CAM TUBE, IMAGE CONVERT & INTENSIFIERS	NO	1,022	62,648
8540400000	DATA/GRAPHIC DISPLAY TUBES, COLOR, W/ PITCH < 0.4 M	NO	539	117,670
8540500000	DATA/GRAPHIC DISPLAY TUBES, MONOCHROME	NO	6,052	151,174
8540600055	CATHODE-RAY TUBES, NESOI, VIDEO DISPLY DIAG <= 36CM	NO	1,746	113,276
8540600080	CATHODE-RAY TUBES, NESOI, > 36 CM DIAGONAL DSPLY.	NO	1,591	10,449
8540712000	MAGNETRONS, MODIFIED FR USE AS PRT OF MICROWAVE OVEN	NO	2	4,676
8540714000	MAGNETRONS MICROWAVE TUBES, NESOI	NO	7	14,342
8540790000	MICROWAVE TUBES, NESOI	NO	4	20,080
8540810000	RECEIVER OR AMPLIFIER TUBES	NO	15,854	88,359
8540890020	GAS AND VAPOR ELECTRON TUBES, NESOI	NO	3	18,850
8540890040	TUBES, NESOI, DIODE, TRIODE, AND TETRODE TYPES	NO	31,306	406,508
8540890060	LIGHT-SENSING TUBES	NO	99	59,063
8540890080	OTHER THERMIONIC, COLD CATHODE OR PHOTOCATHODE TB	NO	652	16,274
8540912000	CATHODE-RAY TUBE DEFLECTION COILS	X		70,243

TABLE 1 - SHIPMENTS OF MERCHANDISE FROM THE UNITED STATES TO PUERTO RICO,  
BY COMMODITY: FISCAL YEAR 2000

COMM-CODE	COMMODITY AND UNIT OF QUANTITY		QUANTITY	VALUE-\$
8540990000	PARTS, NESOI, FOR ELECTRON TUBES	X		989,225
8541100040	CHIPS, DICE, WAFERS F DIODES EXC PHOTOSENSITIVE	NO	3,620,870	1,427,004
8541100050	ZENER DIODES	NO	10,761,188	1,319,242
8541100060	MICROWAVE DIODES	NO	684,570	3,166,921
8541100070	SEMICONDUCTOR DIODES NOT PHOTOSENSITIVE <= 0.5 A	NO	5,031,612	723,073
8541100080	SEMICONDUCTOR DIODES NOT PHOTOSENSITIVE > 0.5 A	NO	16,233,697	9,445,260
8541210040	CHIPS & WAFERS F TRANSISTORS EX PHOTO, < 1 W	NO	235,838	305,819
8541210080	TRANSISTORS OTHER THAN PHOTOSENSITIVE, < 1 W	NO	11,989,468	2,837,481
8541290040	CHIPS & WAFERS F TRANSISTORS EX PHOTO, >= 1 W	NO	177,944	607,331
8541290080	TRANSISTORS OTHER THAN PHOTOSENSITIVE >= 1 W	NO	6,248,679	3,879,976
8541300040	CHIPS, WAFERS F THYRISTORS, DIAC & TRIAC, EXC PHOTO	NO	49,336	120,787
8541300080	THYRISTORS, DIACS & TRIACS, NOT PHOTOSENSITIVE NESOI	NO	9,742,705	5,848,328
8541402000	PHOTOSENSITIVE SEMICONDUCTOR DEVICES, LED'S	NO	7,967,755	3,106,719
8541406010	CHIPS, DICE & WAFERS FOR PHOTOSENSITIVE DIODES	NO	107,289	291,340
8541406020	SOLAR CELLS IN MODULES OR PANELS	NO	303	269,283
8541406030	SOLAR CELLS NOT IN PANELS OR MODULES	NO	4,609	121,792
8541406050	PHOTOSENSITIVE DIODES, NESOI	NO	601,811	193,616
8541407040	CHIPS, DICE AND WAFER F PHOTOSENSITIVE TRANSISTORS	NO	148,681	961,152
8541407080	PHOTOSENSITIVE TRANSISTORS	NO	471,983	136,495
8541408000	OPTICAL COUPLED ISOLATORS	NO	1,560,035	656,264
8541409500	PHOTOSENSITIVE SEMICONDUCTOR DEVICES, NESOI	NO	233,132	174,962
8541500040	CHIP, DICE, WAFER FOR SEMICONDUCTOR DEVICES, NESOI	NO	162,709	514,776
8541500080	SEMICONDUCTOR DEVICES, NESOI	NO	626,091	1,169,943
8541600025	MOUNTED PIEZOELECTRIC CRYSTALS, QUARTZ, <= 20 MHZ	NO	847,286	1,598,920
8541600060	MOUNTED PIEZOELECTRIC CRYSTALS, QUARTZ, > 20 MHZ	NO	983,665	1,923,795
8541600080	MOUNTED PIEZOELECTRIC CRYSTALS, EXCEPT QUARTZ	NO	4,650,050	3,235,556
8541900000	PARTS FOR DIODES, TRANSISTORS & SMLR SEMICONDUCTRS	X		1,365,659
8542120000	CARDS INCORP. ELEC. INTEGRATED CRCT (SMART CARDS)	NO	11,582,657	26,079,676
8542134000	MNLTHC INTGR CRCTS DGTL MOS, HGH DEF TV > 100000 GTS	NO	1,399,541	1,710,375
8542138005	UN, CHPS, DCE, WFRS DGTL MNLTHC INTGRT CRTS, SLCN (MOS)	NO	995,440	12,274,975
8542138010	CHPS, DCE, WFRS DGTL MNLTHC INTGRTD CRTS, NOT SLCN MOS	NO	332,678	939,709
8542138027	MONOLITHIC INTEGRATED CRCT MOS DRAM <= 300000 BITS	NO	9,840,991	43,535,030
8542138028	MONOLITHIC INTEGRATED CRCT MOS DRAM > 300,000 BITS	NO	43,916,609	237,266,009
8542138043	MONOLITHIC INTEGRATED CRCT MOS SRAM <= 300000 BITS	NO	6,052,079	38,916,429
8542138044	MONOLITHIC INTEGRATED CRCT MOS SRAM > 300,000 BITS	NO	1,970,014	37,746,831
8542138056	MONOLITHIC INTEGRATED CIRCUITS, DIGITAL, (EEPROM)	NO	10,378,892	11,739,966
8542138061	MONOLITHIC INTEGRATED CIRCUITS, DIGITAL, (EPROM)	NO	462,429	2,172,037
8542138065	MONOLITHIC INTEGRATED CIRCUITS DIGITAL MOS NESOI	NO	35,712,096	47,648,294
8542138066	MICROPROCESSORS, MOS, DGTL, SLCN, <= 8 BIT BUS	NO	940,932	3,918,224
8542138067	MICROPROCESSORS, MOS, DGTL, SLCN, 16 BIT BUS	NO	47,313	787,906
8542138068	MICROPROCESSORS, MOS, DGTL, SLCN, >= 32 BIT BUS	NO	702,684	71,290,565
8542138072	MONOLITHIC INTEGRATED CIRCUITS DIGITAL (MOS) NESOI	NO	69,922,684	158,950,526
8542138092	MNLTHC I/C'S DGTL, MEMORY, EXC SLCN, MOS, NESOI	NO	387,663	1,342,856
8542138096	MNLTHC I/C'S DGTL, EXC MEMORY OR SILICON, MOS, NESOI	NO	9,341,773	30,065,474
8542144000	MNLTHC INTGRD CRCTS, DGTL, BPR, HGH DEF TV, > 100,000 G	NO	196,782	470,782
8542148001	CHPS, DCE, WFRS DGTL MNLTHC INTGTD CRTS, BPLR, SLCN	NO	245,285	2,437,808
8542148002	CHPS, DCE, WFRS DGTL MNLTHC INTGRD CRTS, BPLR EX SLCN	NO	47,173	130,040
8542148004	MONOLITHIC INTEGRATED CRCTS, DGTL, SILICON (SRAM)	NO	7,721	72,497
8542148007	MNLTHC INTEGDR CRCTS, DGTL, BPR, OTHER MEMORY NESOI	NO	5,587	19,545
8542148011	MONOLITHIC I/C'S, EXC MEMORY SLCN, DGTL, BPR (TTL)	NO	876,735	1,150,122
8542148012	MONOLITHIC I/C'S DGTL, BPR, SLCN, EXC MMRY, (ECL)	NO	85,188	124,678
8542148017	MNLTHC INTGRTD CRCTS, SLCN, DGTL, BPR, EX MEM, NESOI	NO	471,454	706,083
8542148092	MNLTHC I/C'S DGTL, MEMORY, EXC SLCN, NESOI, BPLR	NO	106,476	308,896
8542148096	MNLTHC I/C'S DGTL, EXC MEMORY OR SLCN, BPLR, NESOI	NO	78,121	234,054
8542194000	MNLTHC I/C'S DGTL, CMBN BPLR/MOS, HGH DEF TV > 100000G	NO	73,869	242,977
8542198001	CHPS, DCE, WFRS DGTL MNLTHC INTGR CRTS, SLCN, (BiMOS)	NO	747	15,350
8542198002	CHPS, DCE, WFRS DGTL MNLTHC INTGRD CRTS, EX SLCN, BiMOS	NO	115,662	534,226
8542198073	MONOLITHIC I/C'S DGTL, SLCN, NESOI, (BiCMOS) MMRY	NO	327,569	1,431,451
8542198078	MNLTHC I/C'S DGTL, SLCN, NESOI, (BiCMOS) EXCPT MRY	NO	309,900	1,219,770
8542198079	MNLTHC I/C'S DGTL, SLCN, OTHER THAN BiCMOS, NESOI	NO	1,472,325	1,475,450
8542198092	MNLTHC I/C'S DGTL, MEMORY, EXC SLCN, NESOI, BiMOS	NO	59,447	193,734
8542198096	MNLTHC I/C'S DGTL, EXC MMRY OR SLCN, BiMOS, NESOI	NO	228,637	3,304,993
8542300040	CHPS, DCE, WFRS MONOLITHIC INTEGRATED CIRCUIT, NESOI	NO	3,366,856	3,803,207
8542300060	MONOLITHIC IC'S, NESOI, OPERATG FREQUENCY >= 100MHZ	NO	13,247,236	8,740,507
8542300065	MONOLITHIC IC NESOI, FREQUENCY < 100 MHZ, ANALOG	NO	20,954,557	16,731,217
8542300080	MONOLITHIC IC NESOI, FREQ < 100MHZ, MIXED SGNL, LOGIC	NO	7,813,649	5,383,483
8542300090	MONOLITHIC IC NESOI, FREQ < 100MHZ, MIX SGNL, NESOI	NO	43,125,367	26,494,110
8542400075	HYBRID INTEGRATED CIRCUITS, WITH FREQUENCY >= 30 MHZ	NO	31,582	223,154
8542400095	HYBRID INTEGRATED CIRCUITS, NESOI	NO	233,721	4,991,277

TABLE 1 - SHIPMENTS OF MERCHANDISE FROM THE UNITED STATES TO PUERTO RICO,  
BY COMMODITY: FISCAL YEAR 2000

COMM-CODE	COMMODITY AND UNIT OF QUANTITY		QUANTITY	VALUE-\$
8542500000	ELECTRONIC MICROASSEMBLIES	NO	12,364,469	22,975,367
8542900000	ELECTRONIC INTEGRATED CIRCUITS AND MCRSSMBLS PARTS	X		32,383,587
8543110000	PARTICLE ACCELERATORS, ION IMPLANTERS FOR SMCNDCTRS	NO	3	108,000
8543190000	PARTICLE ACCELERATORS, NESOI	NO	5	154,082
8543200000	SIGNAL GENERATORS	NO	468	783,190
8543300000	ELECTROPLATING, ELECTROPHORESIS AND ELECTROLYSIS M	X		9,125
8543400000	ELECTRIC FENCE ENERGIZERS	NO	4,952	247,492
8543810000	PROXIMITY CARDS AND TAGS	X		703,168
8543894000	ELECTRIC SYNCHROS & TRANSDUCERS, FLIGHT DATA RECORD	X		1,098,950
8543896000	ARTICLE DESIGNED FOR CONNECTION TO TELEGRP OR TELPH	X		1,704,753
8543898000	MICROWAVE AMPLIFIERS	NO	345,498	69,806
8543898500	ELECTRICAL MACHINES FOR ELECTRICAL NERVE STIMULATN	NO	113	118,937
8543899620	RESISTOR/CAPACITOR NETWORKS	NO	12,925,040	641,252
8543899660	AMPLIFIERS, NESOI	NO	441	398,549
8543899690	ELECTRICAL MACHINES AND APPARATUS, NESOI	X		23,434,928
8543908040	PARTS FOR PARTICLE ACCELERATORS	X		300,162
8543909500	PARTS, NESOI, FOR ELECTRICAL MACHINES, NESOI	X		2,086,397
8544110020	INSULATED WINDING WIRE, COPPER, 33AWG(.18 MM)& FINER	KG	29,052	248,784
8544110030	INSULATED WINDING WIRE, COPPER, 22AWG & FNR BUT > 33AWG	KG	17,987	119,164
8544110050	OTHER INSULATED WINDING WIRE MADE OF COPPER	KG	564,074	2,282,119
8544190000	INSULATED WINDING WIRE, NESOI	KG	226,071	1,384,783
8544200000	INSULATED COAXIAL CABLE AND COAXIAL ELECTRICAL CDT	KG	437,727	14,388,312
8544300000	INSULATED WIRING SETS FOR VEHICLES SHIPS AIRCRAFT	X		497,615
8544410000	INSULATED ELECTRIC CONDUCTORS <= 80 V WITH CNTRS	X		3,280,860
8544490000	INSULATED ELECTRIC CONDUCTORS <= 80 V NESOI	KG	287,568	3,307,835
8544510000	ELECTRICAL CONDUCTORS > 80 BUT <= 1000 V CNTRS	X		25,384,570
8544592040	INSULATED ELECTRIC CONDUCTORS > 600 V OF COPPER	KG	160	11,577
8544592080	INSULATED ELECTRIC CONDUCTORS NESOI OF COPPER	KG	2,294,241	15,645,331
8544594000	INSULATED ELECTRIC CONDUCTORS > 80 BUT <= 1000 NESOI	KG	1,041,517	2,830,222
8544602000	INSULATED ELECTRIC CONDUCTORS > 1000 V WITH CNTRS	X		18,933
8544604000	INSULATED ELECTRIC CONDUCTORS > 1000 V, NESOI, CU	KG	32,038	107,294
8544606000	INSULATED ELECTRIC CONDUCTORS > 1000 V, NESOI	KG	42,377	116,401
8544700000	INSULATED OPTICAL FIBER CABLES WITH INDVULY SH FBR	FBM	6,506,423	3,003,662
8545190000	CARBON ELECTRODES, NESOI	KG	571	65,762
8545200000	ELECTRICAL CARBON OR GRAPHITE BRUSHES	KG	11,296	131,946
8545900000	ELECTRICAL CARBON OR GRAPHITE ARTICLES, NESOI	KG	81,946	1,774,069
8546100000	ELECTRICAL INSULATORS OF GLASS	NO	3,406	1,754,144
8546200030	ELECTRICAL INSULATORS, SPSSN PIN-TYPE OR LINE POST	NO	43,309	86,301
8546200060	ELECTRICAL INSULATORS, CERAMIC, NESOI, HGH-V, L-FY	NO	1,061,864	533,912
8546200090	ELECTRICAL INSULATORS, CERAMIC, NSPF.	NO	2,156,244	320,926
8546900000	ELECTRICAL INSULATORS, NESOI	NO	2,117,993	1,772,864
8547100000	INSULATING FITTINGS OF CERAMICS FOR ELECTRICAL MCH	NO	42,342	233,057
8547200000	INSULATING FITTINGS FOR MACHINES MADE OF PLASTIC	NO	1,076,364	6,939,569
8547900010	INSULATING FITTINGS FOR MACHINES NESOI	NO	53,157	277,932
8547900020	ELECTRICAL CONDUIT LINED WITH INSULATION, TUBING	KG	1,803,544	2,230,355
8547900030	ELECTRICAL CONDUIT LINED WITH INSULATION, JNTS THD	KG	9,371	31,404
8547900040	ELECTRICAL CONDUIT LINED WITH INSULATION, JS NESOI	KG	410,396	1,071,611
8548100540	SPENT LEAD-ACID STRGE BATTERIES FOR RECVRY OF LEAD	NO	172,355	895,397
8548100580	SPNT PRMRY/ELECT STRGE BATTR FOR RECVRY LEAD, NESOI	NO	4,950	42,877
8548101500	SPENT PRIMARY CELLS, BATTR, ELEC STRGE BATTR, NESOI	KG	369	8,235
8548103500	PRIMARY CELL/BATTERY WASTE, NOT FR RECOVERY OF LEAD	KG	4,448	89,230
8548900000	ELECTRICAL PARTS OF MACHINERY NESOI IN CHAPTER 85	X		93,484,767
VEHICLES, AIRCRAFT, VESSELS AND ASSOCIATED TRANSPORT EQUIPMENT..... TOTAL				1,660,914,353
RAILWAY OR TRAMWAY LOCOMOTIVES, ROLLING STOCK AND PARTS THEREOF; RAILWAY OR TRAMWAY TRACK FIXTURES AND FITTINGS AND PARTS THEREOF; MECHANICAL (INCLUDING ELECTROMECHANICAL) TRAFFIC SIGNALING EQUIPMENT OF ALL KINDS..... TOTAL				6,531,119
8602100000	DIESEL-ELECTRIC LOCOMOTIVES	NO	2	10,080
8602900000	OTHER RAIL LOCOMOTIVES, NESOI; LOCOMOTIVE TENDERS	NO	2	3,886,464
8607110000	TRUCK ASSEMBLS FOR SELF-PROPELLED RAILWAY VEHICLES	X		114,851
8607120000	TRUCK ASSEMBLIES, FOR RAILWAY ROLLING STOCK NESOI	X		4,929
8607190300	AXLES FOR RAILWAY LOCOS OR ROLLING STOCK	KG	4,944	26,781

TABLE 1 - SHIPMENTS OF MERCHANDISE FROM THE UNITED STATES TO PUERTO RICO,  
BY COMMODITY: FISCAL YEAR 2000

COMM-CODE	COMMODITY AND UNIT OF QUANTITY		QUANTITY	VALUE-\$
8607190600	PARTS OF AXLES FOR RAILWAY LOCOS OR ROLLING STOCK	KG	6,009	28,341
8607191200	RAILWAY WHEELS, WHETHER OR NOT FITTED WITH AXLES	KG	79	7,979
8607193000	PARTS OF TRUCK ASSEMBLIES OF VEHICLES OF HDG 8605-8606	X		7,290
8607199000	PARTS OF TRUCK ASSEMBLIES, NESOI	X		216,026
8607211000	AIR BRAKES & PARTS FOR VEHICLES OF HDG 8605 OR 8606	X		52,100
8607215000	AIR BRAKES & PARTS FOR RAILWAY VEHICLES, NESOI	X		71,324
8607291000	BRAKES & PARTS, FOR VEHICLES OF HDG 8605-8606, NESOI	X		91,439
8607295000	OTHER BRAKES & PARTS FOR RAILWAY VEHICLES, NESOI	X		4,213
8607301000	HOOKS & OTHER COUPLINGS, BUFFERS, FOR 8605 OR 8606	X		10,169
8607305000	HOOKS + BUFFERS (NOT FOR HDG 8605 OR 8606), NESOI	X		12,092
8607910000	OTHER PARTS OF LOCOMOTIVES, NESOI	X		41,452
8607991000	OTHER PARTS (EX BRAKE REG) FOR HDG 8605-8606, NESOI	X		4,200
8607995000	PARTS, NESOI, OF RAILWAY ROLLING STOCK, NESOI	X		10,857
8608000000	RAILWAY TRK FIXTURES; MECH SIGNALING, SAFETY, ETC; PARTS	X		991,558
8609000000	CONTAINERS FOR ONE OR MORE MODES OF TRANSPORT	X		938,974
	VEHICLES, OTHER THAN RAILWAY OR			
	TRAMWAY ROLLING STOCK, AND PARTS			
	AND ACCESSORIES THEREOF..... TOTAL			1,570,393,207
8701100000	TRACTORS, PEDESTRIAN CONTROLLED	NO	75	276,914
8701200015	TRACTORS, ROAD, SEMI-TRL, GVW <=36,287 KG, GAS OR DSL	NO	155	10,522,373
8701200045	TRACTORS, ROAD, SEMI-TRL, GVW >=36,287 KG, GAS OR DSL	NO	142	6,427,414
8701200080	ROAD TRACTORS, SEMI-TRAILER, USED, GAS OR DIESEL	NO	287	6,702,821
8701300015	TRACK-LAYING TRACTORS, NEW, ENG OF 93.3KW (125 HP)	NO	48	2,652,215
8701300030	TRACK-LAYING TRACTORS, NEW, ENG OF 93.3KW, LES 119.4KW	NO	8	810,948
8701300045	TRACK-LAYING TRACTORS, NEW, ENG OF 119.4, LES 194KW	NO	4	572,743
8701300075	TRACK-LAYING TRACTORS, NEW, ENG 257.4KW OR MORE	NO	1	463,526
8701901001	LOG SKIDDERS SUITABLE FOR AGRICULTURAL USE	NO	1	11,000
8701901005	TRACTS, AGRICULTURAL USE, NEW PTO OF LESS 14.9 KW	NO	1	3,500
8701901010	TRACTS, AGRICULTURAL USE, NEW, PTO => 14.9KW BUT <22.4KW, NESOI	NO	8	36,854
8701901015	TRACTS, AGRICULTURAL USE, NEW, PTO => 22.4KW BUT < 29.8KW	NO	1	7,442
8701901030	TRACTS, AGRICULTURAL USE, NEW, PTO =>29.8KW BUT <44.8KW, NESOI	NO	1	22,486
8701901035	TRACTS, AGRICULTURAL USE, NEW, PTO =>44.8KW BUT <59.7KW, NESOI	NO	1	15,403
8701901045	TRACTS, AGRICULTURAL USE, NEW, PTO =>74.6KW BUT <89.5KW, NESOI	NO	4	46,416
8701901055	TRACTS, AGRICULTURAL USE, NEW, PTO =>104.4KW BUT <119.4KW, NESOI	NO	1	56,494
8701901070	TRACTS, AGRICULTURAL USE, NEW, EXC TRACK-LAYING AND PTO TYPE	NO	93	428,931
8701901090	TRACTS, AGRICULTURAL USE, USED, EXC TRACK-LAYING TYPE	NO	11	55,066
8701905015	TRACTS, WITH INT ENG LES THN 223.8KW, NESOI	NO	8	35,697
8701905025	TRACTS, WITH INT ENG PWR OF 373 KW OR MORE, NESOI	NO	1	10,000
8702100000	PASSENGER MOTOR VEHICLE COMPRESSION-IGNITION INTR COMB PIST (DISL)	NO	130	24,648,549
8702900000	PUBLIC-TRANSPORT TYPE PASSENGER VEHICLE, NESOI	NO	355	9,004,801
8703101000	VEHICLES DESIGNED FOR TRAVELING ON SNOW	NO	75	213,390
8703105030	MOTORIZED GOLF CARTS FOR THE TRANSPORT OF PERSONS	NO	107	436,225
8703105060	VEHICLE FOR TRANSPORT OF PERSONS, EXC SNOW & GOLF CARTS	NO	476	1,796,869
8703210000	PASS MOTOR VEHICLE, SPARK IGNITION ENGINE, NOT OVER 1,000 CC	NO	6	111,535
8703220000	PASS MOTOR VEHICLE, SPARK IGNITION ENGINE, >1000CC BUT <=1500CC	NO	425	4,456,357
8703230010	MOTOR HOMES, SPARK IGNITION, NEW, >=1500CC AND <=3000CC DSPL	NO	22	408,800
8703230020	VEHICLES, NESOI, NEW, ENG EXC 1,500, EXC 3,000CC <=4CYL	NO	10,626	159,731,467
8703230060	VEHICLES, NESOI, NEW, ENG EXC >1500 <=3000CC, >4 <= 6CYL	NO	15,901	265,317,792
8703230075	VEHICLES, NESOI, NEW, ENG >1500, <=3000CC, >6 CYLINDERS	NO	413	24,280,495
8703230090	VEHICLES, NESOI, USED, ENG EXC 1500, NOT EXC 3000 CC	NO	13,907	118,454,283
8703240010	AMBULANCES, HEARSEs, PRISON VANS, NEW, > 3000 CC	NO	39	1,024,390
8703240030	MOTOR HOMES SPARK IGNITION, NEW >3,000CC DISPLACEMENT	NO	3	150,000
8703240060	PASS VEHICLE, SPARK IGNITION, NESOI, NEW, >=3000 CC, 6CYL	NO	10,493	192,257,027
8703240075	PASS VEHICLE, SPARK IGNITION, NESOI, NEW, >3000 CC & >6CYLINDER	NO	6,173	129,188,692
8703240090	PASS MOTOR VEHICLE, SPARK IGNITION, OVER 3000 CC, USED	NO	7,003	58,652,033
8703310000	PASS MOTOR VEHICLE, DIESEL ENGINE, NOT OVER 1500 CC	NO	128	3,268,089
8703320010	PASS VEHICLE, DIESEL ENGINE, OVER 1500 BT NOT OVER 2500 CC, NEW	NO	634	11,624,832
8703320050	PASS VEHICLE, DIESEL ENGINE, OVER 1500 BT NOT OVER 2500 CC, USED	NO	2,201	30,489,998
8703330010	AMBULANCES, HEARSEs, PRISON VANS OVER 2500CC NEW	NO	3	239,760
8703330030	MOTOR HOMES WITH DIESEL ENGINE, OVER 2500 CC	NO	1	135,000
8703330045	PASS MOTOR VEHICLE, DIESEL ENGINE, OVER 2500 CC, NEW	NO	7	274,187
8703330085	PASS MOTOR VEHICLE, DIESEL ENGINE, OVER 2500 CC, USED	NO	4	28,500
8703900000	PASSENGER MOTOR VEHICLES, NESOI	NO	347	1,051,661
8704101000	CAB CHASSIS, DUMPERS DESIGNED FOR OFF-HIGHWAY USE	NO	208	9,862,085
8704105020	MOTOR VEHICLE, REAR DUMP, 40.8 METRIC TONS OR LESS	NO	37	2,311,700
8704105030	MOTOR VEHICLE, REAR DUMP =>40.8 BUT <63.5 METRIC TONS	NO	5	218,253
8704105060	MOTOR VEHICLE DUMPERS FOR OFF-HIGHWAY USE, EXC REAR DUMP	NO	5	109,731

TABLE 1 - SHIPMENTS OF MERCHANDISE FROM THE UNITED STATES TO PUERTO RICO,  
BY COMMODITY: FISCAL YEAR 2000

COMM-CODE	COMMODITY AND UNIT OF QUANTITY		QUANTITY	VALUE-\$
8704210000	TRUCKS, NESOI, DIESEL ENG, GVW 5 METRIC TONS & UND	NO	243	6,714,283
8704225010	TRUCK, DIESEL ENG, GVW >5 BUT =<9 M TONS	NO	627	17,953,342
8704225030	TRUCK, DIESEL ENG, GVW >9 BUT =< 12 M TONS	NO	16	580,210
8704225050	TRUCK, DIESEL ENG, GVW >12 BUT =< 15 METRIC TONS	NO	21	752,044
8704230000	TRUCK, DIESEL ENG, GVW > 20 METRIC TONS	NO	1	56,312
8704310020	TRUCK, SPRK IGN ENG, GVW =< 2.5 METRIC TONS	NO	5,438	76,780,371
8704310040	TRUCK, SPRK IGN ENG, GVW >2.5 BUT =< 5 M TONS	NO	7,298	150,343,875
8704320010	TRUCK, SPRK IGN ENG, GVW >5 BUT =<9 METRIC TONS	NO	182	3,915,873
8704320020	TRUCK, SPRK IGN ENG, GVW >9 BUT =<12 METRIC TONS	NO	5	145,026
8704320050	TRUCK, SPRK IGN ENG, GVW EXCEEDING 20 METRIC TONS	NO	3	45,000
8704900000	TRUCKS, NESOI	NO	179	5,407,736
8705100010	MOBILE CRANES, CABLE OPERATED	NO	17	1,059,155
8705100050	MOBILE CRANES, NESOI	NO	24	1,820,311
8705200000	MOBILE DRILLING DERRICKS	NO	1	435,000
8705300000	FIRE FIGHTING VEHICLES	NO	5	291,694
8705400000	CONCRETE MIXERS, SPECIAL PURPOSE VEHICLE	NO	162	10,172,014
8705900000	SPECIAL PURPOSE VEHICLES, NESOI	NO	529	20,734,606
8706001020	CHASSIS FITTED WITH ENG FOR VEH OF SUBHD 8701.20	NO	3	16,188
8706001520	PASSNGR AUTO CHASSIS FITTED WITH ENG HEAD 8703	NO	9	22,975
8706001540	CHASSIS FITTED WITH ENGINES FOR VEH,NESOI,HEAD8703	NO	7	69,241
8706002500	CHASSIS FITTED WITH ENGINES FOR VEH, HEAD 8705	NO	20	218,814
8706009000	CHASSIS FITTED WITH ENGINES,VEH,NESOI,HD,8701,8705	NO	201	2,659,923
8707100020	BODIES FOR PASSENGER AUTOS OF HEADING 8703	NO	42,951	35,000,344
8707100040	BODIES FOR VEHICLES, NESOI, OF HEADING 8703	NO	6,545	13,269,465
8707905060	BODIES FOR VEHICLES OF HEADING 8704	NO	268	1,010,883
8707905080	BODIES FOR VEHICLES OF HEADING 8705	NO	21	141,583
8707909500	BODIES (INCLUDING CABS) FOR VEHICLES,NESOI	NO	16,083	1,626,146
8708100010	STAMPINGS OF BUMPERS AND PARTS, HEAD 8701 TO 8705	X		208,592
8708100050	BUMPERS AND PARTS, NESOI, OF HEADINGS 8701 TO 8705	X		7,643,864
8708210000	SAFETY SEAT BELTS AND PARTS OF 8701 TO 8705	KG	556	29,705
8708290010	STAMPINGS OF BODIES OF 8701 TO 8705	X		1,412,939
8708295025	TRUCK CAPS	NO	54	75,200
8708295070	PTS AND ACCESSORIES,NESOI,OF BODIES HDG 8701,8705	X		13,744,480
8708310000	MOUNTED BRAKE LININGS OF MOTOR VEH OF HD,8701,8705	X		689,678
8708390000	BRAKES AND SERVO-BRAKES,PARTS, OF 8701,8705	X		5,869,902
8708401000	GEAR BOXES,PARTS,SUBHD8701.20,HDG8702 OR 8704	NO	1,019	34,589
8708402000	GEAR BOXES AND PARTS FOR VEHICLES OF HEADING 8703	NO	9,600	177,058
8708406000	GEAR BOXES FOR VEHICLES,NESOI,OF 8701 TO 8705	X		78,640
8708500010	DRIVE AXLES WITH DIFFERNTL FOR TRACTORS	X		855,894
8708500050	DRIVE AXLES WITH DIFFERNTL FOR VEHICLES,NESOI	X		412,692
8708600010	NON-DRIVING AXLES AND PARTS FOR TRACTORS	X		32,900
8708600050	NON-DRIVING AXLES AND PARTS FOR VEHICLES,NESOI	X		2,700
8708700010	ROAD WHEELS AND PARTS AND ACCESSORIES FOR TRACTORS	X		95,210
8708700050	ROAD WHEELS AND PRTS FOR VEH NESOI,OF 8701,8705	X		770,578
8708801000	SUSPENSION SHOCK ABSORBERS FOR TRACTORS FOR AG USE	X		93,182
8708805000	SUSPENSION SHOCK ABSORBERS FOR VEHICLES, NESOI	X		3,524,243
8708911000	RADIATORS FOR TRACTORS FOR AGR USE	X		18,000
8708915000	RADIATORS FOR VEHICLES, NESOI	NO	15,674	381,281
8708921000	MUFFLERS AND EXHAUST PIPES FOR TRACTORS FOR AGR	X		53,255
8708925000	MUFFLERS AND EXHAUST PIPES FOR VEHICLES, NESOI	X		667,824
8708931000	CLUTCHES AND PARTS FOR TRACTORS FOR TRACT,AGRICULT	X		16,813
8708935000	CLUTCHES AND PARTS FOR VEHICLES, NESOI	X		341,892
8708945000	STEERING WHEELS,STEERING COLUMNS,STEERING BOXES,VE	X		297,478
8708990010	PARTS AND ACCESSORIES NESOI,FOR TRACTORS NESOI	X		3,954,888
8708995800	DOUBLE FLANGED WHEEL HUB UNITS INC BALL BEARINGS	NO	61	14,868
8708996100	AIRBAGS FOR MOTOR VEHICLES OF HEADING 8701 TO 8705	X		97,889
8708998030	SLIDE-IN CAMPERS FOR MOTOR VEHICLES	NO	31	61,154
8708998075	PARTS AND ACESSORIES FOR VHCLS 8701 TO 8705, NESOI	X		17,969,674
8709110060	VEHICLES,SEL-PROPLD, NOT FITD WTH LIFTNG,HANDLG EQ	NO	1,768	40,683,608
8709190030	WORKS TRUCKS, EXC ELEC, OPERATOR RIDE,W/O LIFT EQP	NO	387	6,127,445
8709190060	WORKS TRUCKS,EXC ELEC,EXC OP RIDE,W/O LIFT EQP	NO	145	1,544,434
8709900000	PARTS FOR WORKS TRUCKS W/O LIFT EQUIP	KG	50,504	207,163
8710000090	PARTS OF ARMORE FIGHTING VEHICLES,MOTORIZED	X		50,000
8711100000	MOTORCYCLES (INCL MOPEDS),PIST,ENG,CYL,NOT,EXC 50CC	NO	153	333,151
8711200000	MOTORCYCLES (INCLUDING MOPEDS),CYCL,EXC50CC,NT250C	NO	50	128,666
8711300000	MOTORCYCLES (INCLUDING MOPEDS),CYCL,EXC250CC,NT500	NO	38	145,000
8711500000	MOTORCYCLES, CYCL,EXCD 800 CC	NO	153	889,832
8711900000	MOTORCYCLES (INCLUDING MOPEDS), NESOI	NO	139	612,965
8712001070	BICYCLES HAVING BOTH WHEELS <= 63.25 CM DIAMETER	NO	4,242	83,732

TABLE 1 - SHIPMENTS OF MERCHANDISE FROM THE UNITED STATES TO PUERTO RICO,  
BY COMMODITY: FISCAL YEAR 2000

COMM-CODE	COMMODITY AND UNIT OF QUANTITY		QUANTITY	VALUE-\$
8712002600	BICYCLES HAVING BOTH WHEELS > 63.25 CM DIAMETER	NO	1,124	64,448
8712006000	BICYCLES AND CYCLES NESOI (INCL DEL TRICYCL)	NO	3,485	243,280
8713100000	INVALID CARRIAGES, NOT MECHANICALLY PROPELLED	NO	857	352,156
8713900000	INVALID CARRIAGES, NESOI	NO	1,237	310,878
8714110000	SADDLES AND SEATS OF MOTORCYCLES	KG	14	3,735
8714190000	PARTS, NESOI, OF MOTORCYCLES	KG	141,680	2,741,034
8714200000	PARTS AND ACCESSORIES OF INVALID CARRIAGES	KG	7,203	70,571
8714910000	FRAMES AND FORKS, AND PRTS OF HEAD 8711 TO 8713	KG	5,047	46,549
8714920000	WHEEL RIMS AND SPOKES, NESOI, OF VEH, HED, 8711, 8713	KG	12,627	116,337
8714930000	HUBS, OTHER THAN COSTER BRAKN HUBS, HB BRKS, SPK, WHLS	KG	3,121	25,170
8714940000	BRAKES, INCL COASTER BRKNG HUBS, HUB BRKS, PRTS, NES	KG	115	18,265
8714960000	PEDALS AND CRANK-GEAR, PARTS, NESOI, OF 8711, 8713	KG	3	3,200
8714990000	PARTS AND ACESSORIES NESOI OF VEH, OF 8711, 8713	KG	110,777	1,238,440
8715000020	BABY CARRIAGES (INCLUDING STROLLERS)	NO	7,965	369,672
8715000040	PARTS OF BABY CARRIAGES	KG	3,989	23,500
8716100030	TRAILERS AND SEMI-TRAILERS FOR HOUSING LES 10.6M	NO	115	1,395,977
8716100075	TRAILERS AND SEMI-TRAILERS FOR HOUSING 10.6M, MORE	NO	202	1,929,012
8716200000	SELF-LOADING OR SELF-UNLOADING TRAILERS, SEMI-TRAIL	NO	1	5,000
8716310000	TANKER TRAILERS AND TANKER SEMI-TRAILERS, NESOI	NO	21	731,646
8716390010	TRAILERS AND SEMI-TRAILERS, NESOI, FOR AGRICULTURAL	NO	10	122,840
8716390020	TRAILERS AND SEMI-TR, NESOI, FOR VEH OF HEAD 8709	NO	6	85,000
8716390030	TRAILERS AND SEMI-TR, NESOI, FOR VEH OF HD 8703	NO	19	674,761
8716390040	TRAILERS AND SEMI-TRAILERS, NESOI, VAN TYPE, NESOI	NO	7	58,239
8716390050	TRAILERS AND SEMI-TRAILERS, NESOI, PLATFORM TYPE	NO	59	583,160
8716390090	TRAILERS AND SEMI-TRAILERS, NESOI, TRANPRT GOODS	NO	35	1,130,920
8716400000	TRAILERS AND SEMI-TRAILERS, NESOI	NO	997	15,453,309
8716805010	INDUSTRIAL HAND TRUCKS	NO	263	133,775
8716805070	VEHICLES NOT MECHANICALLY PROPELLED, NESOI	NO	25,888	1,551,076
8716900000	PARTS, NESOI, OF TRAILERS, SEMI-TRAILERS, VEH NESOI	KG	87,918	331,041
AIRCRAFT, SPACECRAFT, AND PARTS THEREOF..... TOTAL				67,443,136
8801100030	HANG GLIDERS	NO	5	77,152
8801100060	GLIDERS; EXCLUDING HANG GLIDERS	NO	3	63,500
8801900000	BALLOONS, DIRIGIBLES & OTHER NON-POWERED AIRCRAFT	X		169,136
8802110030	NEW HELICOPTERS, NON-MILITARY, UNLADEN WGT<= 998KG	NO	1	1,194,920
8802120040	NEW HELICOPTERS, NON-MILITARY, UNLADEN WGT > 2000KG	NO	1	6,265,000
8802300030	NEW MULTI ENG AIRPLNS, >2000 & <= 4536 KG	NO	1	3,875,000
8803100010	PRPELLRS & ROTORS & PRTS THEREOF FOR CIVIL AIRCRFT	KG	8,987	2,110,401
8803100050	PROPLLRs & ROTORS & PRTS THEREOF FOR MLTARY AIRCFT	KG	800	269,307
8803200010	UNDERCARRIAGES & PARTS FOR USE IN CIVIL AIRCRAFT	KG	417	72,632
8803200050	UNDERCARRIAGES & PARTS THEREOF FOR MILITARY AIRCFT	KG	4,361	234,322
8803300010	OTHER PARTS, NESOI, OF CIVIL AIRPLANES/HELICOPTERS	KG	69,221	40,981,143
8803300050	OTHER PARTS, NESOI, OF MILITARY AIRPLANES/HELICOPTRS	KG	18,645	8,599,732
8803903000	PARTS OF COMMUNICATIONS SATELLITES	KG	37,548	1,587,421
8803909010	OTH PRTS, NESOI, FOR CIVIL AIRCRAFT, & NON-POWRD AIRCFT	KG	491	109,834
8803909050	OTHER PARTS, NESOI, FOR OTHR MILITARY AIR & SPACCRFT	KG	28,937	1,771,307
8804000000	PARACHUTES (ALSO DIRGIBLE CHUTES) & ROTOCHUTES & PRTS	KG	29	4,500
8805100000	AIRCRAFT LAUNCHING GEAR, DECK-ARRESTOR, ETC. & PARTS	KG	354	10,000
8805200000	GROUND FLYING TRAINERS AND PARTS THEREOF	KG	5,015	47,829
SHIPS, BOATS AND FLOATING STRUCTURES..... TOTAL				16,546,891
8901900000	VESSELS, NESOI, FOR TRANSPORT OF GOODS AND VESSELS	NO	621	61,423
8903100000	INFLATABLE YATCHTS, VESSELS, FOR PLES, SPORTS	NO	43	29,176
8903910025	SAILBOATS, WITH AUX, MOTR, NT EX 9.2M, LENGTH	NO	7	198,229
8903910035	SAILBOATS, WITH AUX, MOTR, EXC. 9.2M IN LENGTH	NO	1	5,000
8903910045	SAILBOATS, WITH/WITHOUT, AUXIL MOTR NESOI	NO	5	63,500
8903910060	SAILBOATS WITHOUT AUXIL MT NESOI	NO	1	30,363
8903920015	MOTORBOATS INBOARD/OUTDRIVE POWRD, NT EXC. 6.5M LENTH	NO	35	573,653
8903920025	MOTORBOATS INBOARD/OUTDRIVE POWRD, EXCEED 6.5M LNTH	NO	52	1,996,942
8903920075	INBOARD POWERED MOTORBOATS, EXCED 8M, LENGTH	NO	11	1,187,775
8903991000	ROW BOATS AND CANOES, DESIGNED FOR MOTORS OR SAILS	NO	48	42,968
8903992000	OUTBOARD MOTORBOATS	NO	17	379,223
8903999000	YACHTS & OTH VESSELS FOR PLEASURE OR SPORTS, NESOI	NO	527	9,896,133
8905100000	DREDGERS	NO	1	35,000
8905901000	FLOATING DOCKS	T	15	44,280
8906001000	HULLS	T	15	213,497

TABLE 1 - SHIPMENTS OF MERCHANDISE FROM THE UNITED STATES TO PUERTO RICO,  
BY COMMODITY: FISCAL YEAR 2000

COMM-CODE	COMMODITY AND UNIT OF QUANTITY		QUANTITY	VALUE-\$
8906009090	VESSELS,NESOI, LIFEBOATS	X		61,402
8907100000	INFLATABLE RAFTS	NO	6,793	161,650
8907900030	BUOYS	X		120,097
8907900060	TANKS	X		1,113,643
8907900090	FLOATING STRUCTURES NESOI	X		332,937
	OPTICAL,PHOTOGRAPHIC,CINEMATOGRAPHIC, MEASURING,CHECKING,PRECISION,MEDICAL OR SURGICAL INSTRUMENTS AND APPARATUS; CLOCKS AND WATCHES; MUSICAL INSTRUMENTS; PARTS AND ACCESSORIES THEREOF.....	TOTAL		737,458,849
	OPTICAL,PHOTOGRAPHIC,CINEMATOGRAPHIC, MEASURING,CHECKING,PRECISION,MEDICAL OR SURGICAL INSTRUMENTS AND APPARATUS; PARTS AND ACCESSORIES THEREOF.....	TOTAL		727,748,425
9001100000	OPTICAL FIBERS, OPTICAL FIBER BUNDLES AND CABLES E	FBM	187,959	601,971
9001200000	SHEETS AND PLATES OF POLARIZING MATERIAL	KG	13	33,625
9001300000	CONTACT LENSES	PRS	252,878	2,953,088
9001400000	SPECTACLE LENSES OF GLASS, UNMOUNTED	PRS	23,661	265,903
9001500000	SPECTACLE LENSES OF OTHER MATERIALS, UNMOUNTED	PRS	137,992	1,949,903
9001901000	LENSES, PRISMS, AND MIRRORS, UNMOUNTED, NESOI	X		576,668
9001907000	OPTICAL ELEMENTS OF ANY MATERIAL, UNMOUNTED, NESOI	X		1,839,241
9002114000	LENSES AND PARTS FOR PROJECTION	NO	4,682	480,029
9002116000	MOUNTED LENSES FOR CLOSED-CIRCUIT TV CAMERAS	NO	7,691	696,295
9002119000	LENSES FOR CAMERAS,PHOTOGRAPHIC ENLARGERS, NESOI	X		711,162
9002190000	OBJECTIVE LENSES AND PARTS, NESOI	X		263,036
9002204000	FILTERS AND PARTS FOR PHOTOGRAPHIC USE	X		196,521
9002208000	FILTERS AND PARTS EXCEPT PHOTOGRAPHIC	X		1,778,198
9002900000	PRISM, MIRRORS, MOUNTED & PARTS & ACCESSORIE, NESO	X		170,686
9003110000	FRAMES AND MOUNTINGS OF PLASTICS	DOZ	583	411,630
9003190000	FRAMES AND MOUNTINGS OF OTHER MATERIALS	DOZ	13,259	845,166
9003900000	PARTS FOR FRAMES AND MOUNTINGS, SPECTACLES, ETC	X		320,680
9004100000	SUNGLASSES	DOZ	17,329	3,273,795
9004900000	SPECTACLES, ETC, CORRECTIVE, PROTECTIVE, NESOI	DOZ	7,513	334,739
9005100040	PRISM BINOCULARS NESOI	NO	309	52,790
9005100080	BINOCULARS, NESOI	NO	258	145,694
9005804020	OPTICAL TELESCOPES FOR USE WITH INFRARED LIGHT	NO	9	43,000
9005804040	OPTICAL TELESCOPES, NESOI	NO	181	57,583
9005806000	ASTRONOMICAL INSTRUMENTS AND MOUNTING, NESOI	NO	24	24,204
9005900000	BINOCULARS, OTHER OPTICAL TELESCOPES PARTS	X		60,516
9006100000	CAMERAS USE IN PREPARING PRINTING PLATES/CYLINDERS	NO	185	74,599
9006200000	CAMERAS USED FOR RECORDING DOCUMENTS ON MICROFILM	NO	218	752,609
9006300000	CAMERAS FOR UNDERWATER, AERIAL SURVEY, MEDICAL ETC	NO	302	503,523
9006400000	INSTANT PRINT CAMERAS	NO	227	94,051
9006510000	CAMERAS W LENS VIEWFINDER, FOR FILM WIDTH <=35 MM	NO	1,699	498,275
9006520000	PHOTO CAMERAS FOR ROLL FILM OF A WIDTH LESS 35 MM	NO	43,193	1,164,926
9006530000	PHOTO CAMERAS FOR ROLL FILM OF A WIDTH OF 35 MM	NO	115,564	1,329,400
9006590000	PHOTOGRAPHIC (OTHER THAN CINEMATOGRAPHIC) CAMERAS,	NO	1,308	599,529
9006610000	PHOTO DISCHARGE LAMP (ELECTRONIC) FLASHLIGHT APPRTS	NO	713	171,279
9006620000	FLASHBULBS, FLASHCUBES AND THE LIKE	NO	16,088	27,346
9006690000	PHOTOGRAPHIC FLASHLIGHT APPARATUS& FLASHBULB NESOI	X		403,517
9006910000	PARTS AND ACCESSORIES FOR PHOTOGRAPHIC CAMERAS	X		1,548,737
9006990000	PTS, PHOTOGRAPHIC FLASHLIGHT EXC OF HEADING 8539,	X		155,652
9007110000	CINEMA CAMERAS FOR FILM < 16MM WIDTH,DOUBLE 8MM FL	NO	407	58,994
9007190040	OTHER CINEMATOGRAPHIC CAMERAS OF 16 MM	NO	39	10,787
9007190080	OTHER CINEMATOGRAPHIC CAMERAS, OVER 16 MM	NO	4,629	624,848
9007204050	PROJECTORS FOR FILM OF LESS THAN 16MM IN WIDTH	NO	28	102,091
9007208050	PROJECTORS FOR FILM OVER 16 MM IN WIDTH	NO	41	154,462
9007910000	PARTS AND ACCESSORIES FOR CAMERAS	X		1,833,141
9007920000	PARTS AND ACCESSORIES FOR PROJECTORS	X		174,084
9008100000	SLIDE PROJECTORS	NO	264	63,141
9008204000	MICROFILM/OTH READERS CAPABLE OF PRODUCING COPIES	NO	44	108,024
9008208000	MICROFILM READERS NOT CAPABLE OF PRODUCING COPIES	NO	92	72,210
9008300000	IMAGE PROJECTORS, OTHER THAN CINEMATOGRAPHIC	NO	2,860	454,750
9008400000	PHOTOGRAPHIC EXC CINEMATOGRAPHIC ENLARGERS&REDUCER	NO	28	35,078
9008900000	PTS, OF IMAGE PROJECTOR,ENLARGER&REDUCER EXC CINEM	X		160,031
9009110000	ELECTROSTATIC PHOTOCOPYING IMAGE DIRECTLY ON COPY	NO	4,339	4,888,303

TABLE 1 - SHIPMENTS OF MERCHANDISE FROM THE UNITED STATES TO PUERTO RICO,  
BY COMMODITY: FISCAL YEAR 2000

COMM-CODE	COMMODITY AND UNIT OF QUANTITY		QUANTITY	VALUE-\$
9009120000	ELECTROSTATIC PHOTOCOPYING IMAGE, INDIRECT PROCESS	NO	11,967	10,390,699
9009210000	PHOTOCOPYING APPARATUS HAVING AN OPTICAL SYSTEM	NO	22	51,821
9009220000	OTHER PHOTOCOPYING APPARATUS OF THE CONTACT TYPE	NO	3	7,986
9009300000	THERMOCOPYING APPARATUS	NO	43	33,124
9009900000	PART AND ACCESSORIES OF PHOTOCOPYING APPARATUS	X		9,239,548
9010100000	APPARATUS & EQUIP, AUTOMATIC DEVELOPING PHOTO FILM	X		568,515
9010420000	STEP AND REPEAT ALIGNERS FOR PROJECTION/DRAWING	NO	2	10,706
9010490000	APP FOR PROJECT OF CIRCUIT PATTERNS, NESOI	X		12,728
9010501000	CONTACT PRINTERS	NO	65	79,830
9010502000	DEVELOPING TANKS	NO	5	11,849
9010503000	EDITORS, COMBINATION EDITOR-SPLICERS FOR FILM	X		67,242
9010504000	PHOTO FILM VIEWERS, TITLERS, OPTICAL LENS, NESOI	X		92,274
9010506000	APPARATUS AND EQUIPMENT FOR PHOTOGRAPHIC LABS NESOI	X		663,975
9010600000	PROJECTION SCREENS	NO	287	81,233
9010900000	PTS & ACCESS OF APPRT & EQUIP FOR PHOTO/CINEMA LAB	X		1,000,719
9011100000	STEREOSCOPIC MICROSCOPES	NO	416	224,302
9011200000	MICROSCOPES, FOR MICROPHOTOGRAPHY&CINEMA ETC,NESOI	NO	84	183,860
9011800000	OTHER COMPOUND OPTICAL MICROSCOPES, NESOI	NO	175	436,116
9011900000	PTS & ACCESSORIES FOR COMPOUND OPTICAL MICROSCOPES	X		224,413
9012100000	MICROSCOPES, EXC OPTICAL; DIFFRACTION APPARATUS	X		117,909
9012900000	PTS FOR MICROSCOPES, EXC OPTICAL; DIFFRACTION	X		199,197
9013104000	PERISCOPES, DESIGNED TO FORM PTS OF MACHINES,NESOI	NO	2	4,406
9013200000	LASERS, OTHER THAN LASER DIODES	NO	449	562,256
9013800000	OPTICAL DEVICES, APPLIANCES AND INSTRUMENTS, NESOI	X		1,195,112
9013900000	PTS OF LIQ CRYSTAL DEVICE, LASER&OTH OPTICAL,NESOI	X		836,938
9014101040	OPTICAL DIRECT FIND COMPASSES, FOR CIVIL AIRCRAFT	NO	3	13,032
9014107080	GYROSCOPIC COMPASSES, ELEC, EXC FOR CIVIL AIRCRAFT	NO	19	60,530
9014109040	DIRECT FIND COMPASSES, USE IN CIVIL AIRCRAFT,NESOI	NO	3	16,833
9014202000	OPTICAL INST&APPLN, AERONAUTICAL/SPACE NAVIGATION	NO	616	643,372
9014204000	AUTOMATIC PILOTS FOR AERONAUTICAL/SPACE NAVIGATION	NO	27	109,014
9014206000	ELECTRICAL INST, AERONAUTICAL OR SPACE NAVIGATION	NO	342	245,108
9014208040	INSTRUMENTS & APPLIANCES FOR USE IN CIVIL AIRCRAFT	NO	111	422,012
9014208080	INST & APPLN, AERONAUTICAL/SPACE NAVIGATION, NESOI	NO	747	24,253
9014802000	NAVIGATIONAL SHIP' LOGS & DEPTH-SOUNDING APPARATUS	NO	15	96,218
9014806000	NAVIGATIONAL INSTRUMENTS & APPLIANCES, NESOI	NO	11	200,382
9014900000	PTS, FOR DIRECT FIND COMPASSES, NAVIGATIONAL INST	X		419,015
9015100000	RANGEFINDERS	NO	1,314	1,599,570
9015200000	THEODOLITES AND TACHYOMETERS	NO	12	67,470
9015300000	LEVELS (SURVEYING)	NO	118	127,229
9015400000	PHOTOGRAMMETRICAL SURVEYING INSTRUMENTS & APPLNCES	X		470,784
9015802000	OPTL SURVEYING,HYDROGPH,OCEANOGRAPH, INST&APPL,NESOI	X		60,409
9015806000	SEISMOGRAPHS	NO	26	62,968
9015808040	GEOPHYSICAL INSTRUMENTS AND APPLIANCES, NESOI	X		423,124
9015808080	SURVEYING, HYDROGRAPHIC, ETC. INST & APPLN, NESOI	X		721,725
9015900000	PARTS AND ACCESSORIES FOR SURVEYING	X		195,160
9016000000	BALACES, SENSITIVITY >=5 CG, W OR W/O WGT, & PTS	X		1,242,600
9017100000	DRAFTING TABLE & MACHINES WHETHER OR NOT AUTOMATIC	X		4,423
9017204000	DIS CALCULATORS, & OTH MATH CALCULATING INSTRUMENT	X		58,747
9017205000	PATTERN GENERATING APP DESIGNED TO PRODUCE MASKS	NO	10	2,950
9017208040	HAND-OPERATED INPUT DEVICES, DIGITIZERS	NO	1,638	1,110,412
9017208060	DRAWING, MARKING-OUT/MATH CALCULATING INST, NESOI	X		986,878
9017304000	MICROMETERS AND CALIPERS	NO	1,097	36,031
9017308000	GAUGES FOR MEASURING LENGTH	X		140,407
9017800000	OTHER INSTRUMENTS FOR MEASURING LENGTH, NESOI	X		62,180
9017900010	PTS & ACCESS OF ARTICLES OF SCHD B SUBHDG 901710	X		6,819
9017900035	PTS & ACCESS OF ARTICLES OF SCH B SUBHDG 9017.2090	X		9,861
9017900060	PTS & ACCESS, MEAS LGTH FOR USE IN HAND, NESOI	X		15,519,041
9018110040	ELECTROCARDIOGRAPHS	NO	1,145	1,520,242
9018110080	PARTS AND ACCESSORIES FOR ELECTROCARDIOGRAPHS	X		3,175,320
9018120000	ULTRASONIC SCANNING APPARATUS	NO	48	1,794,426
9018130000	MAGNETIC RESONANCE IMAGING APPARATUS	X		5,048,145
9018140000	SCINTIGRAPHIC APPARATUS	X		112,793
9018194000	APPARATUS, FUNCTIONAL EXPLORATORY EXAMINATION& PTS	X		30,684,070
9018195500	PATIENT MONITORING SYSTEMS	X		1,495,674
9018197500	PRINTED CIRC ASSEMB, PARAMETER ACQUISITION MODULES	X		420,000
9018199530	BASAL METABOLISM AND BLOOD PRESSURE APPARATUS	X		351,209
9018199535	ELECTROENCEPHALOGRAPHYS(EEG)& ELECTROMYOGRAPHYS(EMG)	NO	26	186,244
9018199550	ELECTRO-DIAGNOSTIC APPARATUS, NESOI	X		5,172,796
9018199560	PTS & ACCESSORIES FOR ELECTRO-DIAGNOSTIC APPARATUS	X		10,236,721



TABLE 1 - SHIPMENTS OF MERCHANDISE FROM THE UNITED STATES TO PUERTO RICO,  
BY COMMODITY: FISCAL YEAR 2000

COMM-CODE	COMMODITY AND UNIT OF QUANTITY		QUANTITY	VALUE-\$
9018200000	ULTRAVIOLET OR INFRARED RAY APPARATUS, & PTS & ACC	X		415,010
9018310040	HYPODERMIC SYRINGES, WITH OR WITHOUT THEIR NEEDLES	NO	444,256	554,962
9018310080	SYRINGES, WITH OR WITHOUT THEIR NEEDLES, NESOI	NO	553,984	679,720
9018310090	PTS FOR SYRINGES, WITH OR WITHOUT THEIR NEEDLES	X		7,288,414
9018320000	TUBULAR METAL NEEDLES & NEEDLES FOR SUTURES & PARTS	X		3,390,326
9018390030	BOUGIES, CATHETERS, DRAINS & SONDES & PTS & ACCESS	X		22,633,453
9018390050	CANNULAE AND THE LIKE AND PART AND ACCESSORIES	X		19,639,734
9018410000	DENTAL DRILL ENGINES AND PARTS AND ACCESSORIES	X		113,456
9018490000	INST & APPLN FOR DENTAL SCIENCE, & PTS & ACC,NESOI	X		2,714,219
9018500000	OTHER OPHTHALMIC INSTRUMENTS & APPLIANCES & PARTS	X		4,640,319
9018901500	OPTICAL INSTRUMENTS AND APPLIANCES & PARTS, NESOI	X		985,411
9018903000	ANESTHETIC INSTRUMENTS AND APPLIANCES AND PARTS	X		557,184
9018904000	PERCUSSION HAMMERS,STETHOSCOPES&PTS OF STETHOSCOPE	X		254,579
9018905000	SPHYGMOMANOMETERS, TENSIMETERS ETC, PTS & ACCESS	X		3,319,397
9018906000	ELECTRO-SURGICAL INSTRUMENTS & APPLIANCES & PARTS	X		48,551,718
9018907020	DIALYSIS INSTRUMENTS AND APPARATUS	X		451,111
9018907040	ULTRASONIC THERAPEUTIC APPLIANCES AND INSTRUMENTS	X		110,759
9018907060	OTHER THERAPEUTIC APPLIANCES AND INSTRUMENTS,NESOI	X		24,767,870
9018907070	PTS & ACCESSORIES OF DIALYSIS INST & APPARATUS	X		1,896,047
9018907080	ELECTRO-MEDICAL INST & APPLIANCES & PARTS, NESOI	X		7,354,989
9018908000	INST & APPLIANCES FOR MEDICAL,SURGICAL, ETC,NESOI	X		143,871,068
9019102000	MECHANO-THERAPY APPLIANCES & MASSAGE APPARATUS,PTS	X		836,892
9019105000	PSYCHOLOGICAL APTITUDE-TESTING APPARATUS & PARTS	X		744,968
9019200000	OZONE,OXYGEN,ETC THERAPY, RESPIRATION APPARATUS,PT	X		2,190,670
9020004000	UNDERWATER BREATHING DEVICES CARRIED ON PERSON	X		56,254
9020008000	BREATHING APPLN & GAS MASK, & PARTS & ACCESS,NESOI	X		584,665
9021110000	ARTIFICIAL JOINTS AND PARTS AND ACCESSORIES	X		3,562,845
9021194000	BONE PLATES,SCREWS&NAILS,&OTH INTERNAL, FIX DEVICE	X		4,052,208
9021198500	ORTHOPEDIC OR FRACTURE APPLIANCES & PTS, NESOI	X		1,426,796
9021214000	ARTIFICIAL TEETH OF PLASTIC & PTS AND ACCESSORIES	X		54,344
9021218000	ARTIFICIAL TEETH, EXC OF PLASTIC & PTS &ACCESSORIES	X		86,342
9021290000	DENTAL FITTINGS AND PARTS AND ACCESSORIES	X		166,969
9021300000	OTH ARTIFICIAL PTS OF THE BODY & PTS & ACCESSORIES	X		40,382,233
9021400000	HEARING AIDS, EXCLUDING PARTS AND ACCESSORIES	NO	1,363	588,334
9021500000	PACEMAKERS FOR STIMULATING HEART MUSCLES, EXC PTS	NO	16,295	21,621,531
9021900000	APPLIANCES WORN,CARRIED,IMPLANTED IN BODY&PT,NESOI	X		78,908,589
9022120000	COMPUTED TOMOGRAPHY APPARATUS	X		1,562,121
9022130000	APPTS BASE ON X-RAY FOR DENTAL, USES, NESOI	X		126,316
9022140000	APPTS BASE ON X-RAY, MEDICAL,SURGICAL,VETNRY,NESOI	X		2,235,291
9022190000	APPARATUS BASE ON X-RAY FOR OTH USE,EX MEDICAL,ETC	X		529,011
9022210000	APPTS BASE ON ALPHA,BETA,ETC RADIATION,MEDICAL,ETC	X		1,244,049
9022294000	APPTS, ALPHA,BETA,ETC RADIATION FOR SMOKE DETECTOR	NO	6,906	78,902
9022298000	APPTS, ALPHA,BETA,ETC RADIATION FOR OTH USE, NESOI	X		286,433
9022300000	X-RAY TUBES	NO	292	705,781
9022902000	HIGH TENSION GENERATORS,DESKS,CHAIR,ETC	X		371,438
9022904000	PARTS AND ACCESSORIES OF X-RAY TUBES	X		218,965
9022906000	PTS OF APPARATUS BASED ON THE USE OF X-RAYS	X		1,970,328
9022907000	PARTS & ACCESS OF IONIZATION TYPE SMOKE DETECTORS	X		59,525
9022908000	PARTS,USE ALPHA,BETA/GAMMA RADIATIONS, ETC, NESOI	X		628,622
9023000000	INST, APPTS&MODELS,FOR DEMONSTRATIONAL USE& PARTS	X		296,273
9024100000	MACHINES AND APPLIANCES FOR TESTING METALS	X		419,299
9024800000	MACHINE&APPLIANCE,TEST HARDNESS,STRENGTH,ETC,NESOI	X		1,508,572
9024900000	PTS, MACHINE & APPLN, TEST HARDNESS/STRENGTH, ETC	X		13,101,062
9025112000	CLINICAL THERMOMETERS LIQUID-FILLED	NO	14,039	26,670
9025114000	THERMOMETERS LIQUID-FILLED, DIRECT READING, NESOI	NO	1,606	72,942
9025194000	PYROMETERS NOT COMBINED WITH OTHER INSTRUMENTS	NO	100	10,353
9025198040	CLINICAL THERMOMETERS, NT COMBIND W OTH INST,NESOI	NO	40,267	32,672
9025198080	THERMOMETERS, NT COMBINED WITH OTH INST, NESOI	NO	1,095	302,844
9025801500	BAROMETERS, NOT COMBINED WITH OTHER INSTRUMENTS	NO	1,689	26,430
9025805050	HYDROMETERS, HYGROMETERS,PSYCHYROMETERS,ETC,NESOI	NO	3,377	462,369
9025900000	PTS, HYDROMETERS,THEROMETERS,PYROMETERS, ETC	X		96,977
9026105000	FLOW METER FOR MEAS/CHECKING FLOW/LEVEL OF LIQUIDS	NO	2,667	1,660,614
9026107000	INST & APPRTS, MEAS/CHECK FLOW/LEVEL OF LIQ, NESOI	NO	178,375	839,550
9026200000	INST & APPRTS, MEASURING/CHECKING PRESSURE	NO	14,898	2,077,299
9026800000	INST MEASURE/CHECKING VARIABLE OF LIQ/GASES, NESOI	NO	8,847	893,948
9026900000	PTS, INST & APPRTS MEASURE/CHECK VARIABLES LIQ/GAS	X		5,794,431
9027100000	GAS OR SMOKE ANALYSIS APPARATUS	X		981,048
9027202000	GAS CHROMATOGRAPHS	NO	185	1,433,527
9027205030	ELECTRICAL ELECTROPHORESIS INSTRUMENTS	NO	342	222,810

TABLE 1 - SHIPMENTS OF MERCHANDISE FROM THE UNITED STATES TO PUERTO RICO,  
BY COMMODITY: FISCAL YEAR 2000

COMM-CODE	COMMODITY AND UNIT OF QUANTITY		QUANTITY	VALUE-\$
9027206050	LIQUID CHROMATOGRAPHS	NO	207	1,899,122
9027209000	CHROMATOGRAPHS & ELECTROPHORESIS INST, NESOI	NO	373	975,001
9027304040	SPECTROPHOTOMETERS USING OPTICAL RAD NONELECTRICAL	NO	134	1,025,014
9027304080	ELEC SPECTROMETERS & SPECTROGRAPHS ETC., OPT RADTN	NO	145	560,566
9027308020	SPECTROSCOPES USING OPTICAL RADIATIONS, NONELEC	NO	11	54,625
9027308080	SPECTROMETERS & SPECTROGRAPH,OPT RAD,NONELEC,NESOI	NO	205	406,783
9027400000	EXPOSURE METERS	NO	33	59,731
9027502000	THERMAL ANALYSIS INSTRUMENTS AND APPARATUS	NO	520	452,373
9027504050	PHOTOMETERS	NO	45	53,888
9027505000	OTH CHEM ANALYSIS INSTRUMENTS & APPARATUS, NESOI	NO	400	584,792
9027509000	INST,PHYSICAL/CHEM ANALYSIS OPT RADIATION,NESOI	NO	2,668	692,509
9027801000	NUCLEAR MAGNETIC RESONANCES INST EXC HEADING 9018	NO	139	110,547
9027802000	MASS SPECTROMETERS	NO	3	104,915
9027803100	ELECTROCHEMICAL INSTRUMENTS AND APPARATUS,	NO	486	717,622
9027803200	CHEMICAL INSTRUMENTS AND APPARATUS, NESOI	NO	23,828	3,756,172
9027803500	PHYS ANALYSIS INST, EXC OPTICAL RADIATIONS, NESOI	NO	184	350,473
9027808000	INST, MEASURING/CHECKING VISCOSITY ETC, NESOI	NO	4,677	3,464,580
9027902000	MICROTOMES	NO	87	217,148
9027905430	PTS & ACCESS OF SCHB 9027.30.4040 & 9027.30.4080	X		319,743
9027905440	PTS & ACCESSORIES OF ARTICLES OF SCHB 9027.40.0000	X		211,794
9027908950	PTS & ACCESS OF INST & APPTS FOR PHYSICAL/CHEM ETC	X		7,217,921
9028100000	GAS METERS	NO	126	66,691
9028200000	LIQUID METERS	NO	464	573,382
9028300000	ELECTRICITY METERS	NO	57,200	4,815,824
9028900040	PARTS AND ACCESSORIES OF ELECTRICITY METERS	X		57,831
9028900080	PTS & ACCESSORIES,GAS,LIQUID OR PRODUCTION METERS	X		145,208
9029100000	REVOLUTION COUNTERS, PRODUCTION COUNTERS, ETC	X		365,921
9029205000	SPEEDOMETERS & TACHOMETERS, EXC FOR CIVIL AIRCRAFT	NO	3	12,860
9029900000	PTS FOR REVOLUTION COUNTERS, ODOMETER, ETC	X		72,334
9030100000	INST FOR MEASURING/DETECTING IONIZING RADIATIONS	NO	112	263,546
9030200000	CATHODE-RAY OSCILLOSCOPES&CATHODE-RAY OSCILLOGRAPH	NO	589	2,042,769
9030310000	MULTIMETERS	NO	231	229,533
9030390040	APPARATUS TO TEST VOLTAGE OR CURRENT OR RESISTANCE	X		1,896,793
9030390080	INST&APPTS FOR MEASURING/CHECKING POWER, NESOI	X		1,773,261
9030400000	OTH INST, SPECIALLY DESIGNED FOR TELECOMMUNICATION	X		6,371,280
9030820000	INST TO CHECK SEMICONDUCT WAFERS & SUCH THAT RECORD	NO	994	1,906,709
9030830000	INST & APP WITH RECORDING DEVICE, NESOI	X		3,051,329
9030890000	INST,MEASURING/CHECKING ELECTRICAL QUANTITIE,NESOI	X		4,466,419
9030904000	PARTS FOR ARTICLES OF SUBHEADING 9030.10	X		425,044
9030908010	PARTS AND ACCESS FOR ARTICLE OF SUBHDG 9030.20	X		10,059
9030908020	PTS & ACCESS OF ARTICLES OF SCHB SUBHDG 9030.31	X		8,420
9030908030	PTS & ACCESS OF ARTCL OF SCHB SUBHDG 9030.39	X		7,069
9030908040	PARTS & ACCESS OF ARTICLES OF SCHB SUBHDG 9030.40	X		311,951
9030908050	PARTS AND ACCESS OF ARTI OF SUBHDG 9030.82 OR .83	X		1,148,479
9030908060	PTS & ACCESS OF ARTICLES OF SCHB SUBHDG 9030,NESOI	X		3,460,739
9031100000	MACHINES FOR BALANCING MECHANICAL PARTS	X		306,619
9031200000	TEST BENCHES	X		19,450
9031300000	PROFILE PROJECTORS	X		58,295
9031410000	OPTICAL INST FOR INSPECTING SEMICONDUCTOR WAFERS	NO	16	11,735
9031494000	OPTICAL INST FOR COODINATE-MEASURING MACHINES	X		164,770
9031498000	OPTICAL INSTRUMENTS AND APPLIANCES NESOI	X		2,379,985
9031808060	EQUIP, TESTING ELEC CHARACTERISTICS OF ENGINES	X		2,551,610
9031808070	EQUIP, TESTING EXC ELEC CHARACTERISTICS OF ENGINES	X		421,939
9031808080	MEASURE/CHECK INST,APPLN&MACHINES,NESOI IN CHAP 90	X		2,734,022
9031900000	PTS, OF MACH NESOI IN THIS CHAP,& PROFILE PROJECTR	X		3,799,133
9032100000	THERMOSTATS	NO	143,155	1,470,641
9032200000	MANOSTATS	NO	1,751	187,838
9032810040	HYDRAULIC/PNEUMATIC INDUSTRIAL PROCESS CONTRL INST	NO	348	251,474
9032810080	HYDRAULIC&PNEUMATIC INST&APPTS, EXC INDUSTRIAL	NO	4,451	556,989
9032893000	AUTOMATIC VOLTAGE AND VOLTAGE-CURRENT REGULATORS	X		478,564
9032896020	CONTROL INST,AIR CONDITIONING,HEATING SYSTEMS ETC	X		1,875,690
9032896030	PROCESS CONTROL INST&APPTS FOR COMPLETE SYSTEMS	NO	38	203,723
9032896040	PROCESS CONTROL INST&APPTS FOR TEMPERATURE CONTROL	NO	95,485	9,724,546
9032896050	PROCESS CONTROL INST&APPTS,PRESSURE DRAFT CONTROL	NO	1,160	137,528
9032896060	PROCESS CONTROL INST&APPTS,FLOW&LIQ LEVEL CONTROL	NO	801	147,120
9032896070	PROCESS CONTROL INST&APPTS FOR HUMIDITY CONTROL	NO	1,042	115,250
9032896075	OTHER PROCESS CONTROL INST & APPARATUS, NESOI	X		386,236
9032896085	AUTOMATIC REGULATING/CONTROLLING INST NESOI	X		963,286
9032900000	PTS, AUTOM REGULATING/CONTROLLING INST & APPTS	X		1,844,384

TABLE 1 - SHIPMENTS OF MERCHANDISE FROM THE UNITED STATES TO PUERTO RICO,  
BY COMMODITY: FISCAL YEAR 2000

COMM-CODE	COMMODITY AND UNIT OF QUANTITY		QUANTITY	VALUE-\$
9033000000	PTS, NESOI FOR MACHINES,APPLN,INST/APPTS OF CHAP90	X		4,706,505
	CLOCKS AND WATCHES AND PARTS THEREOF..... TOTAL			8,265,966
9101110000	WRST WATCH, ELEC OPER,PRECIOUS METAL, MECH DISPLAY	NO	19,937	704,080
9101120000	WRIST WATCH,ELEC OPER,PRECIOUS METAL,OPTO-ELEC DSP	NO	1,767	35,700
9101190000	WRIST WATCH, ELECTRICALLY OPER,PRECIOUS METAL, NES	NO	5,388	562,729
9101210000	WRST WATCH, NT BATTERY, PRECIOUS METAL, AUTOMATIC	NO	7,835	1,572,961
9101290000	WRIST WATCHE, NT BATTERY, PRECIOUS METAL W/O AUTOM	NO	41	6,967
9101910000	OTH WATCH, PRECIOUS METAL, ELEC OPR,EXC WRST WATCH	NO	3,411	137,794
9101990000	OTH WATCH, PRCS METAL, NT BATTERY, EXC WRIST WATCH	NO	3,106	102,465
9102110000	WRST WATCH, ELEC OPER,MECHANICAL DISPLY,BASE METAL	NO	29,437	1,708,549
9102120000	WRIST WATCH,BATTRY POWERED,OPTO-ELEC DISP,BASE MTL	NO	3,038	83,987
9102190000	WRIST WATCHES, ELEC OPR,W OTHER DISPLY, BASE METAL	NO	3,973	179,681
9102210000	WRST WATCH, NT BATTERY, CASE BASE METAL, AUTOMATIC	NO	10,587	247,955
9102290000	WRIST WATCHES, NT BATTERY, BASE METAL, W/O AUTOMAT	NO	400	13,502
9102910000	OTH WATCH, BASE METAL, ELEC OPER,EXCEPT WRST WATCH	NO	161	31,418
9102990000	OTH WATCH, BASE METAL, NT ELEC OPR,EXC WRIST WATCH	NO	4,137	161,883
9103100000	CLOCKS W WATCH MOVEMENTS,ELEC OPR, EXC CLK OF 9104	NO	1,172	25,665
9103900000	CLOCKS W WATCH MOVEMNT,NT ELEC OPR,EXC CLK OF 9104	NO	109	6,559
9104000000	INST PANEL CLK & CLK SIMLR,FOR VEHICLE,AIRCRAFT,ETC	NO	8,058	186,327
9105110000	ALARM CLOCKS, ELECTRICALLY OPERATED	NO	1,428	52,954
9105190000	ALARM CLOCKS, NOT BATTERY OR AC POWERED	NO	205	8,700
9105210000	WALL CLOCKS, ELECTRICALLY OPERATED	NO	866	11,000
9105290000	WALL CLOCKS, NOT ELECTRICALLY OPERATED	NO	12	12,887
9105910000	OTH CLKS, ELECTRICALLY OPER, EXC ALARM & WALL CLK	NO	4,089	51,892
9105990000	OTH CLKS, NT ELECT OPER, EXC ALARM & WALL CLOCK	NO	469	30,136
9106100000	TIME REGISTERS; TIME-RECORDERS	NO	857	210,607
9106200000	PARKING METERS	NO	771	429,778
9106900000	OTH TIME APPRTS,FOR MEAS,RECORD & INDICATE, NESOI	NO	972	69,486
9107000000	TIME SWITCHES W CLK/WTCH MOVEMNT/SYNCHRONOUS MOTOR	NO	2,466	52,832
9108110000	WATCH MOVEMNT, COMPL&ASSM, ELEC OPR,MECH DISP ECT	NO	100,750	569,496
9108120000	WATCH MOVEMENTS,ELEC OPR,OPTO-ELECTRONIC DISP ONLY	NO	2,624	14,361
9108190000	WATCH MOVEMENTS, COMPL & ASSEM, ELEC OPER, NESOI	NO	4,296	24,170
9108200000	WATCH MOVEMNT, COMPL & ASSEM, W AUTOMATIC WINDING	NO	4,970	14,902
9108910000	WATCH MOVEMNT, COMPL & ASSEM, MEAS 33.8 MM OR LESS	NO	40	3,020
9108990000	WATCH MOVEMENTS, COMPL & ASSEM, MEAS OVER 33.8 MM	NO	70,093	210,230
9109190000	CLK MOVEMENTS, COMPL & ASSEM, ELEC OPER, EXC ALARM	NO	8,467	130,276
9110900000	COMPL CLK MOVEMNT, UNASSEMBLE/PTLY ASSEM,ROUGH ETC	X		10,301
9111100000	WTCH CASES,PRCS METAL OR METAL CLAD W PRCS METAL	NO	80	9,620
9111800000	WATCH CASES, NESOI	NO	509	39,565
9111900000	PTS, WATCH CASES OF PRECIOUS METAL OR BASE METAL	NO	14	31,608
9112100000	CLOCK CASES OF METAL	NO	1	3,701
9112900000	PARTS FOR CLOCK CASES, NESOI	X		2,544
9113100000	WATCH BANDS ETC,OF PRCS METAL/METAL CLAD W PRCS MT	X		6,082
9113200000	WATCH BANDS, ETC, OF BASE METAL WHETHER/NT GLD/SLV	X		7,593
9113900000	PARTS FOR WATCH STRAPS, BANDS, AND BRACELETS,NESOI	X		51,832
9114100000	SPRINGS INCLUDING HAIR-SPRINGS FOR CLOCKS OR WATCH	NO	1,070	42,750
9114200000	CLOCK OR WATCH JEWELS	NO	611	33,034
9114300000	CLOCK OR WATCH DIALS	NO	146	6,807
9114400000	CLOCK OR WATCH PLATES AND BRIDGES	X		5,600
9114900000	PARTS FOR CLOCKS OR WATCHES, NESOI	X		349,980
	MUSICAL INSTRUMENTS; PARTS AND ACCESSORIES OF SUCH ARTICLES..... TOTAL			1,444,458
9201100000	UPRIGHT PIANOS	NO	24	30,363
9201200000	GRAND PIANOS	NO	2	9,000
9201900000	PIANOS, NESOI	NO	8	15,575
9202100000	STRING MUSICAL INSTRUMENTS PLAYED WITH A BOW	NO	14	8,657
9202903000	GUITARS	NO	3,390	180,198
9202906000	STRING MUSICAL INSTRUMENTS, NESOI	NO	62	14,830
9203000000	KEYBRD, PIPE ORGANS, ETC, WITH FREE METAL REEDS	NO	3	5,600
9205100000	BRASS-WIND INSTRUMENTS	NO	1	4,000
9205901000	WOODWIND INSTRUMENTS, NESOI	NO	57	21,995
9205906000	WIND INSTRUMENTS, NESOI	NO	1,305	73,666
9206000000	PERCUSSION MUSICAL INSTRUMENTS	NO	2,458	92,342
9207100020	MUSIC SYNTHESIZERS, OTHER THAN ACCORDIONS	NO	1,843	214,775
9207100080	KEYBOARD INSTRUMENTS, OTHER THAN ACCORDIANS, NESOI	NO	1,849	163,965

TABLE 1 - SHIPMENTS OF MERCHANDISE FROM THE UNITED STATES TO PUERTO RICO,  
BY COMMODITY: FISCAL YEAR 2000

COMM-CODE	COMMODITY AND UNIT OF QUANTITY		QUANTITY	VALUE-\$
9207900080	MUSICAL INSTRUMENTS, ELECTRICALLY AMPLIFIED, NESOI	NO	443	87,031
9208100000	MUSIC BOXES	NO	303	4,554
9208900040	MUSICAL INST, NOT IN ANY OTHER HEADING OF CHAP. 92	NO	790	184,661
9208900080	MOUTH-BLOWN SOUND SIGNALLING INSTRUMENTS, NESOI	NO	2,636	51,735
9209100000	METRONOMES, TUNING FORKS AND PITCH PIPES	X		34,960
9209300000	PARTS AND ACCESSORIES FOR STRING MUSICAL INSTRMNTS	NO	2,835	84,631
9209910000	PARTS AND ACCESSORIES FOR PIANOS	X		2,940
9209920000	PTS & ACCESSORIES FOR MUSICAL INST OF HEADING 9202	X		20,320
9209930000	PTS & ACCESSORIES FOR MUSICAL INST OF HEADING 9203	X		21,823
9209940000	PTS & ACCESSORIES FOR MUSICAL INST OF HEADING 9207	X		47,600
9209990000	PTS & ACCESSORIES FOR EX. CARDS, DISCS, ETC, NESOI	X		69,237
	ARMS AND AMMUNITION;PARTS AND ACCESSORIES THEREOF.....	TOTAL		1,154,073
	ARMS AND AMMUNITION;PARTS AND ACCESSORIES THEREOF.....	TOTAL		1,154,073
9301003000	MILITARY RIFLES	NO	2	5,000
9301009030	MACHINE GUNS W/ A BORE DIAMETER OF < 30-MM MLTRY	NO	6	42,870
9302000000	REVOLVERS & PISTOLS, EXC OF HEADING 9303 OR 9304	NO	573	176,603
9303100000	MUZZLE-LOADING FIREARMS	NO	465	70,000
9303200010	SHOTGUNS FOR SPORTING, HUNTING OR TARGET-SHOOTING	NO	106	13,256
9304000000	OTH ARMS, SPRING, AIR/GAS & PISTOL ETC,EXC OF 9301	NO	2,323	85,480
9305100000	PTS & ACCESSORIES, REVOLVERS/PISTOLS, OF 9301-9304	X		15,859
9305290000	PTS, OF SHOTGUNS/RIFLES OF 9303 EXC SHOTGUN BARREL	X		2,957
9306100000	CARTRIDGES FOR RIVETING OR SIMILAR TOOLS & PARTS	THS	7	8,853
9306210000	SHOTGUN CARTRIDGES AND PARTS THEREOF	THS	804	108,403
9306290000	AIR GUN PELLETS, NESOI	X		85,339
9306304020	CARTRIDGES FOR RIFLE OR PISTOLS, NESOI	THS	485	181,472
9306304030	CARTRIDGES CONTAINING A PROJECTILE, NESOI	THS	15,928	271,083
9306304060	CARTRIDGES WITH OTHER THAN PROJECTILE, NESOI	THS	302	59,722
9306308000	PARTS OF CARTRIDGES, NESOI	X		27,176
	MISCELLANEOUS MANUFACTURED ARTICLES.....	TOTAL		408,499,647
	FURNITURE;BEDDING,MATTRESSES,MATTRESS SUPPORTS,CUSHIONS AND SIMILAR STUFFED FURNISHINGS;LAMPS AND LIGHTING FITTINGS, NOT ELSEWHERE SPECIFIED OR INCLUDED; ILLUMINATED SIGNS, ILLUMINATED NAME- PLATES AND THE LIKE,PREFABRICATED BUILDINGS.....	TOTAL		214,814,612
9401100000	SEATS OF A KIND USED FOR AIRCRAFT	NO	2,520	101,746
9401200000	SEATS OF A KIND USED FOR MOTOR VEHICLES	NO	1,914	127,657
9401304000	SWIVEL SEATS W/ HEIGHT ADJUSTMENT W/ WOODEN FRAME	NO	48,482	1,867,648
9401308000	SWIVEL SEATS WITH VARIABLE HEIGHT ADJUSTMENT, NESO	NO	82,059	6,380,947
9401400000	SEATS EXC GARDEN SEATS/CAMPING EQUIP, CONV'T TO BED	NO	22,884	807,271
9401500000	SEATS OF CANE, OSIER, BAMBOO OR SIMILAR MATERIALS	NO	7,381	466,198
9401613000	UPHOLSTERED CHAIRS WITH WOODEN FRAMES	NO	16,693	1,055,495
9401616000	SEATS WITH WOODEN FRAMES, UPHOLSTERED, NESOI	NO	341,531	15,054,073
9401692000	BENT-WOOD SEATS, EXC UPHOLSTERED WITH WOOD FRAMES	NO	227	23,009
9401693000	CHAIRS, EXCEPT UPHOLSTERED WITH WOODEN FRAMES	NO	13,189	353,751
9401698000	OTHER SEATS, WITH WOODEN FRAMES, NESOI	NO	2,577	64,526
9401710000	SEATS WITH METAL FRAMES, UPHOLSTERED	NO	52,332	2,271,530
9401790000	SEATS WITH METAL FRAMES, EXCEPT UPHOLSTERED	NO	16,164	1,123,177
9401800000	SEATS OTHER THAN OF METAL OR WOODEN FRAMES, NESOI	NO	5,431	322,658
9401901010	SEAT PARTS OF LEATHER,CUT TO SHAPE, FOR MOTOR VEHIC	X		3,158
9401901080	SEAT PARTS OF A KIND USED FOR MOTOR VEHICLES,NESOI	X		79,746
9401906000	PARTS OF SEATS, NESOI	X		2,297,794
9402100000	DENTISTS', BARBERS OR SIMILAR CHAIRS AND PARTS	X		1,303,923
9402900010	HOSPITAL FURNITURE	X		3,246,230
9402900020	MEDICAL SURGICAL DENTAL/VETERINARY FURNITURE, NESOI	X		2,645,556
9403100020	METAL FILING CABINETS OF A KIND USED IN OFFICES	X		3,680,143
9403100040	METAL FURNITURE OF A KIND USED IN OFFICE, NESOI	X		11,665,051
9403200010	METAL FURNITURE OF A KIND USED IN HOUSEHOLD	X		3,631,621
9403200020	METAL FURNITURE COUNTERS, LOCKERS ETC, EXC OFFICE	X		16,452,914
9403200030	METAL FURNITURE AND PARTS, NESOI	X		7,209,092

TABLE 1 - SHIPMENTS OF MERCHANDISE FROM THE UNITED STATES TO PUERTO RICO,  
BY COMMODITY: FISCAL YEAR 2000

COMM-CODE	COMMODITY AND UNIT OF QUANTITY		QUANTITY	VALUE-\$
9403300000	WOODEN FURNITURE OF A KIND USED IN OFFICES	X		5,924,886
9403409060	WOODEN CABINET, FOR USE IN THE KITCHEN	X		1,246,292
9403409500	WOODEN FURNITURE USED IN KITCHEN, EXC CABINET	X		3,075,207
9403500000	WOODEN FURNITURE OF A KIND USED IN THE BEDROOM	X		2,676,713
9403600000	WOODEN FURNITURE, NESOI	X		55,526,269
9403700000	FURNITURE OF PLASTICS	X		1,505,899
9403800000	FURNITURE OF CANE, BAMBOO OR SIMLR MATERIAL, NESOI	X		3,037,087
9403901000	PARTS OF FURNITURE USE FOR MOTOR VEHICLES	X		174,895
9403905500	PTS, OF FURNITURE RUB/PLASTIC FOR MOTOR VEHICLES	X		466,981
9403907000	FURNITURE PARTS OF WOOD	X		3,107,903
9403909000	PARTS OF FURNITURE NESOI	X		5,621,510
9404100000	MATTRESS SUPPORTS	NO	5,900	693,439
9404210000	MATTRESS OF CELLULAR RUBBER OR PLASTICS	NO	2,314	268,405
9404290000	MATTRESSES OF OTHER THAN CELLULAR RUB/PLASTICS	NO	358,395	3,357,309
9404300000	SLEEPING BAGS	NO	363	18,100
9404904000	PILLOWS, CUSHIONS, AND SIMILAR FURNISHING	X		972,123
9404907000	MATTRESS SUPPORTS COTTON NOT HAVING EMBROIDERY ETC	X		2,225,663
9405101000	CHANDELIERS & OTH ELEC CEILING/WALL LGHT,HOUSEHOLD	NO	65,922	3,584,173
9405103000	CHANDELIERS, ELEC CEILING/WALL LGHT, EXC HOUSEHOLD	NO	39,139	4,721,749
9405201000	ELEC TABLE, DESK, BEDSIDE/FLOOR LAMP FOR HOUSEHOLD	NO	22,790	1,006,652
9405203000	ELEC TABLE, DESK, BEDSIDE/FLOOR LAMP EXC HOUSEHOLD	NO	9,338	504,202
9405300000	LIGHTING SETS OF A KIND USED FOR CHRISTMAS TREES	NO	25,009	33,194
9405400000	ELECTRIC LAMPS AND LIGHTING FITTINGS, NESOI	NO	133,195	5,464,075
9405500000	NON-ELECTRICAL LAMPS AND LIGHTING FITTINGS	NO	21,044	764,126
9405600000	ILLUMINATED SIGNS, ILLUMINATED NAMEPLATES AND THE	NO	64,047	2,625,945
9405910000	PARTS OF GLASS FOR LAMPS AND LIGHTING FITTINGS	X		350,462
9405920000	LAMPS PARTS OF PLASTICS	X		304,734
9405990000	PARTS FOR LAMPS AND LIGHTING FITTINGS, NESOI	X		9,172,364
9406004000	PREFABRICATED BUILDINGS OF WOOD	NO	273	225,282
9406008025	PREFABRICATED BUILDINGS OF METAL	NO	9,046	4,652,474
9406008050	PREFABRICATED ANIMAL SHEDS OF PLASTIC	NO	726	205,150
9406008090	PREFABRICATED BUILDINGS, NESOI	NO	3,218	9,066,435
TOYS,GAMES AND SPORTS EQUIPMENT; PARTS AND ACCESSORIES THEREOF..... TOTAL				139,002,852
9501005000	WHEELED TOYS TO BE RIDDEN BY CHILDREN & PARTS	X		7,696,770
9501006000	DOLLS' CARRIAGES, DOLLS' STROLLERS AND PARTS	X		1,414,515
9502100000	DOLLS, WHETHER OR NOT DRESSED	NO	509,994	4,037,834
9502910000	DOLL GARMENTS AND ACCESSORIES THEREOF, FOOTWEAR	X		81,842
9502990000	PTS FOR DOLLS REPRESENTING ONLY HUMAN BEINGS,NESOI	X		237,532
9503100000	ELECTRIC TRAINS, INCL TRACKS, & OTH ACCESS & PARTS	X		808,636
9503200000	REDUCED-SIZE (SCALE) MODEL ASSEMBLY KITS	X		92,965
9503300000	CONSTRUCTION SETS & CONSTRUCTIONAL TOY & PTS,NESOI	X		484,420
9503410010	STUFFED TOYS	NO	72,579	770,960
9503410060	PARTS AND ACCESSORIES FOR STUFFED TOYS	X		9,740
9503490025	TOYS, ANIMALS OR NON HUMAN CREATURES, NOT STUFFED	NO	66,042	896,828
9503490050	PARTS OF TOYS REPRESENTING ANIMALS/NON-HUMAN,NESOI	X		317,350
9503500000	TOY MUSICAL INSTRUMENTS & APPTS & PTS & ACCESSORIE	X		191,584
9503600000	PARTS AND ACCESSORIES FOR PUZZLES	X		323,313
9503700000	TOYS, PUT UP IN SETS OR OUTFITS & PTS & ACC, NESOI	NO	816,395	14,563,026
9503800025	TOYS AND MODELS INCORP AN ELECTRIC MOTOR, NESOI	NO	99,981	2,159,304
9503800050	PARTS FOR TOYS AND MODELS INCORPORATING A MOTOR	X		215,079
9503900010	TOY KITES	NO	102,055	194,466
9503900020	INFLATABLE TOY BALLS, BALLOONS AND PUNCHBALLS	NO	77,390	71,283
9503900045	TOYS AND MODELS, NESOI	NO	14,266,249	64,104,147
9503900070	PARTS & ACCESSORIES FOR TOYS, REDUCED SIZED, NESOI	X		897,024
9504100010	VIDEO GAMES OF A KIND USED WITH A T.V. RECEIVER	X		2,627,937
9504100030	PTS & ACC FOR VIDEO GAMES USE WITH T.V. RCCEIVER	X		1,405,010
9504200000	ARTICLES, PTS & ACC FOR BILLIARDS INCL POCKET BILR	X		65,186
9504300010	VIDEO GAMES, COIN-OR TOKEN-OPERATED	X		416,526
9504300050	GAMES, COIN-OR TOKEN-OPERATED, NESOI	X		541,717
9504300060	PARTS FOR GAMES, COIN-OR TOKEN-OPERATED	X		301,598
9504400000	PLAYING CARDS	PK	48,270	170,726
9504904000	GAMES MACHINES, EXC COIN-OR TOKEN-OPERATED, PTS	X		858,308
9504906000	CHESS,CHECKER,PARCHEESI,DART & OTH GAM PLYD ON BRD	X		1,364,468
9504909040	BOWLING BALLS	NO	2,560	35,985
9504909060	BOWLING EQUIPMENT AND PARTS AND ACCESSORIES	X		318,910
9504909080	ARTICLES FOR ARCADE, TABLE OR PARLOR GAMES, NESOI	X		855,655

TABLE 1 - SHIPMENTS OF MERCHANDISE FROM THE UNITED STATES TO PUERTO RICO,  
BY COMMODITY: FISCAL YEAR 2000

COMM-CODE	COMMODITY AND UNIT OF QUANTITY		QUANTITY	VALUE-\$
9505101000	CHRISTMAS ORNAMENTS OF GLASS	X		56,219
9505102000	CHRISTMAS TREE ORNAMENTS; OTHER THAN GLASS	X		113,167
9505103000	NATIVITY SCENES AND FIGURES THEREOF	X		27,573
9505104010	ARTIFICIAL CHRISTMAS TREES, OF PLASTIC	NO	625	24,786
9505104020	PLASTIC ARTICL FOR CHRISTMAS FESTIVITIES & PTS,NES	X		180,979
9505105020	ARTICLS FOR CHRISTMAS FESTIV & PTS,EX PLASTIC, NES	X		176,257
9505902000	MAGIC TRICKS AND PRACTICAL JOKE ARTICLES, & PARTS	X		740,400
9505904000	CONFETTI, PAPER SPIRALS OR STREAMERS, ETC & PARTS	X		139,364
9505906000	FESTIVE, OR OTHER ENTERTAINMENT ARTICLES, NESOI	X		4,196,287
9506115000	SNOW-SKIS	PRS	224	22,600
9506116000	PARTS AND ACCESSORIES FOR SNOW-SKI, EXC SKI POLES	X		2,693
9506190000	OTH SNOW-SKI EQUIPMENT; PTS & ACCESSORIES, NESOI	X		1,704,707
9506210000	SAILBOARDS AND PARTS AND ACCESSORIES THEREOF	X		16,982
9506290020	WATER SKIS	PRS	371	39,050
9506290040	SURF BOARD & OTH WATER-SPORT EQUIP, PTS ETC, NESOI	X		5,104,051
9506310000	GOLF CLUBS, COMPLETE	NO	709	95,330
9506320000	GOLF BALLS	DOZ	4,935	58,370
9506390060	PARTS OF GOLF CLUBS, NESOI	X		220,781
9506390080	OTHER GOLF EQUIPMENT, PARTS AND ACCESSORIES, NESOI	X		456,249
9506400000	ARTICLE & EQUIP FOR TABLE-TENNIS & PTS ETC, NESOI	X		15,000
9506590000	BADMINTON/SIMLR RACKETS, STRUNG OR NOT, & PT,NESOI	X		2,764,012
9506610000	LAWN-TENNIS BALLS	NO	1,250	7,438
9506628020	BASKETBALLS	NO	3,527	24,347
9506692000	BASEBALLS AND SOFTBALLS	NO	87	5,471
9506695000	BALLS, EXC GOLF BALLS & TABLE-TENNIS BALLS, NESOI	X		6,857
9506702000	ROLLER SKATES AND PARTS AND ACCESSORIES THEREOF	X		179,168
9506707000	ICE SKATES, INCL SKATING BOOTS W SKATE ATTACH & PT	X		5,978
9506910000	GYMANASIUM, OR OTH EXERCISE ARTICLES & EQUIP& PTS	X		10,446,571
9506990500	ARCHERY ARTICLE & EQUIP & PARTS ETC, NESOI	X		202,628
9506991500	BASEBALL ARTICLES & EQUIP, EXC BALLS & PTS ETC.	X		187,206
9506992500	ICE-HOCKEY & FLD-HOCKEY ART & EQUIP,EXC BLS& SKATE	X		12,256
9506993000	LAWN-TENNIS ARTICLES& EQUIP EXC BALLS&RACKETS&PT	X		10,423
9506994700	SNOWSHOES, SLEDS, BOBSLEDS, TOBOGGANS, ETC & PTS	X		29,167
9506997000	ARTICLES & EQUIP FOR GYMNASTICS, NESOI	X		1,585,020
9507100040	FISHING RODS	NO	28	2,800
9507100080	FISHING RODS PARTS AND ACCESSORIES	X		13,933
9507200000	FISH-HOOKS, WHETHER OR NOT SNELLED	X		30,752
9507305000	FISHING REELS	NO	804	12,200
9507308000	FISHING REELS PARTS AND ACCESSORIES	X		9,000
9507900000	LINE-FISHING TACKLE & HUNT/SHOOTING EQUIP & PTS,NE	X		230,694
9508000000	MERRY-GO-ROUNDS, OTH FAIRGROUND AMUSEMENTS, PARTS	X		1,315,442
	MISCELLANEOUS MANUFACTURED ARTICLES.....	TOTAL		54,682,183
9601100000	WORKED IVORY AND ARTICLES OF IVORY	X		4,451
9601900000	BONE, HORN, CORAL, ETC & OTH ANIMAL CARVING MATERL	X		144,696
9602001040	UNFILLED GELATIN CAPSULES	THS	11,384,545	39,960,163
9602004000	MOLDED OR CARVED ARTICLES OF WAX	X		62,109
9602006000	WORKED VEG/MIN CARVING MAT,MOLDED/CARVED ART,NESOI	X		132,357
9603100000	BROOMS & BRUSHES, OF TWIGS/OTH VEG MAT BOUND	DOZ	7,475	140,904
9603210000	TOOTH BRUSHES	NO	3,031,319	1,696,581
9603290000	SHAVING BRUSHES, HAIRBRUSHES, ETC FOR PERSON	NO	84,771	115,484
9603300000	ARTISTS BRUSHES, & SIMILAR BRUSHES FOR COSEMTICS	NO	8,239	49,555
9603402000	PAINT ROLLERS	NO	157,676	786,132
9603404020	PAINT PADS	NO	18,987	34,848
9603404050	PAINT,DISTEMPR,VARNISH OR SIMILR BRUSHES,EX 960330	NO	138,868	554,112
9603500000	OTHR BRUSHES,AS PARTS OF MACHINES,APPLIANCE,VEHICL	NO	2,163	22,501
9603900000	HAND-OPERATED MECHANICAL FLOOR SWEEPER ETC, NESOI	NO	347,526	1,016,395
9604000000	HAND SIEVES AND HAND RIDDLES	X		12,337
9605000000	TRAVEL SETS FOR PERSONAL TOILET,ETC	X		367,408
9606100000	PRESS-FASTENERS, SNAP-FASTNERS & PRESS-STUDS& PTS	X		122,459
9606210000	BUTTONS OF PLASTICS, NOT COVERED WITH TEXT MATERLS	GRS	14,547	28,689
9606220000	BUTTONS,OF BASE METAL,NOT COVERD W TEXTILE MAT	GRS	1,858	7,272
9606290000	BUTTONS, NESOI	GRS	20,133	54,674
9606300000	BUTTONS MOLDS & OTHER PARTS OF BUTTONS; BUTTON BLA	X		13,174
9607110000	SLIDE FASTENERS WITH CHAIN SCOOPS OF BASE METAL	NO	2,299,616	2,224,570
9607190000	SLIDE FASTENERS, NESOI	NO	772,652	299,255
9607200000	PARTS OF SLIDE FASTENERS	X		59,108
9608100000	BALL POINT PENS	GRS	61,494	876,145

TABLE 1 - SHIPMENTS OF MERCHANDISE FROM THE UNITED STATES TO PUERTO RICO,  
BY COMMODITY: FISCAL YEAR 2000

COMM-CODE	COMMODITY AND UNIT OF QUANTITY		QUANTITY	VALUE-\$
9608200000	FELT TIPPED & OTHER POROUS-TIPPED PENS & MARKERS	GRS	1,704	309,576
9608390000	FOUNTAIN PENS,STYLOGRAPH PENS AND OTHER PENS,NESOI	NO	7,656	57,146
9608404000	PROPELLING OR SLIDING PENCILS,W MECHANICAL ACTION	GRS	7,216	371,484
9608408000	PROPELLING OR SLIDING PENCILS,NESOI	GRS	366	14,550
9608500000	SETS OF ART FRM TWO OR MORE SUBHD 9608,10--9608,40	NO	12,631	40,666
9608600000	REFILS FOR BALL PT PENS,COMRISING BALL PT & INK RS	NO	79,828	78,237
9608910000	PEN NIBS AND NIB POINTS	GRS	2	8,925
9608990000	PARTS OF PENS, ETC, NESOI	X		36,695
9609100000	PENCILS & CRAYONS,WITH LEADS IN A RIGID SHEATH	GRS	62,322	349,079
9609200000	PENCIL LEADS, BLACK OR COLORED	GRS	26,189	234,064
9609900000	PENCILS AND CRAYONS, ETC, NESOI	GRS	637,829	765,967
9610000000	SLATES & BOARDS,WITH WRITING OR DRAWING SURFACES	X		155,265
9611000000	DATE SEALING OR NUMBERING STAMPS,ETC FOR HAND OPER	X		81,428
9612101000	RIBBONS <30MM IN PLST/MTL CRTRDGES FOR TYPEWRITERS	DOZ	11,118	480,692
9612109000	TYPEWRITER OR SIMILAR RIBBONS, NESOI	DOZ	25,662	978,755
9612200000	INK PADS	X		45,373
9613100000	POCKET LIGHTERS,GAS FUELED,NON-REFILLABLE	NO	16,142	20,896
9613200000	POCKET LIGHTERS,GAS FUELED,REFILLABLE	NO	787	4,320
9613800000	OTHER LIGHTERS, NESOI	NO	12,615	44,901
9613900000	PARTS OF LIGHTERS	X		60,913
9614201000	PIPES BOWLS, ROUGLY SHAPED BLKS OF WOOD/ROOT, MFG	GRS	4,010	4,010
9614202000	PIPES AND PIPE BOWLS, NESOI	NO	1,523	30,470
9615110000	COMBS, HAIR-SLIDES & ETC OF HARD RUBBER/PLASTICS	X		10,000
9615190000	COMBS, HAIR-SLIDES AND THE LIKE, NESOI	X		1,131,914
9615907000	CURLING PINS, CURLING GRIPS ETC,& THE LIKE & PARTS	X		86,272
9616100000	SCENT SPRAYERS,ETC,& MOUNTS & HEADS THEREFORE	X		147,341
9616200000	POWDER PUFFS & PADS TO APPLY COSMETICS,TOILET PREP	KG	49,796	179,834
9617002000	FLASK AND OTHER VESSELS, COMPLETE WITH CASES	NO	2,245	6,378
9617006000	PARTS OF VACUUM FLASKS ETC,EXCEPT GLASS INNERS	X		16,052
9618000000	TAILORS' DUMMIES & OTHR MANNEQUINS FOR DISPLAY	X		145,601
	WORK OF ART,COLLECTORS PIECES AND ANTIQUES.....	TOTAL		1,673,777
	WORK OF ART,COLLECTORS PIECES AND ANTIQUES.....	TOTAL		1,673,777
9701100000	PAINTINGS, DRAWING AND PASTELS EXC OF HEADING 4906	X		246,102
9701900000	PAINTINGS, DRAWING AND PASTELS, NESOI	X		398,783
9702000000	ORIGINAL ENGRAVINGS, PRINTS & LITHOGRAPHS	X		143,936
9703000000	ORIGINAL SCULPTURES AND STATUARY, IN ANY MATERIAL	X		318,007
9704000000	POSTAGE OR REVENUE STAMPS, FIRSTDAY COVERS	X		312,387
9705000090	COLLECTIONS & COLLECTORS' PCS,ZOOLOGICAL ETC,NESOI	X		126,870
9706000000	ANTIQUES OF AN AGE EXCEEDING ONE HUNDRED YEARS	X		127,692
	SPECIAL CLASSIFICATION PROVISIONS.....	TOTAL		506,611,135
	SPECIAL CLASSIFICATION PROVISIONS.....	TOTAL		506,611,135
9801100000	VALUE OF REPAIR/ALTER ARTICLES PREVIOUS IMPORTED	X		6,173,070
9802100000	COMMINGLED FOOD PRODUCTS, DONATED, RELIEF/CHARITY	X		118,077
9802200000	MEDICINAL & PHARMACEUTICAL PRODUCTS, DONATED	X		1,487,958
9802300000	ALL WEARING APPAREL, DONATED FOR RELIEF/CHARITY	X		688,335
9802400000	ARTICLES DONATED FOR RELIEF OR CHARITY, NESOI	X		551,744
9803100000	MILITARY WEARING APPAREL OF ALL TYPES & MATERIALS	X		152,995
9803200000	MILITARY EQUIPMENTS NOT IDENTIFIED BY KIND	X		54,985
9809005000	SHIPMENTS UNDER \$20,001, NOT IDENTIFIED BY KIND	X		8,447,784
9870001000	ARTICLES FOR USE OF THE CANADIAN GOVERNOR GENERAL	X		12,000
9880004000	LOW VALUE ESTIMATE, EXCLUDING CANADA	X		488,924,187

TABLE 2 - IMPORTS INTO PUERTO RICO FROM FOREIGN COUNTRIES  
BY COMMODITY AND COUNTRY OF ORIGIN-FISCAL YEAR 2000

COMM-CODE	COMMODITY, COUNTRY AND UNIT OF QUANTITY	QUANTITY	VALUE-\$
	TOTAL		11,309,874,879
	LIVE ANIMALS;ANIMAL PRODUCTS..... TOTAL		245,083,182
	LIVE ANIMALS..... TOTAL	225	358,000
0101110010	HORSES, LIVE, PUREBRED BREEDING, MALE NO	1	5,000
	DOMINICAN REPUBLIC.....	1	5,000
0101110020	HORSES, LIVE, PUREBRED BREEDING, FEMALE NO	4	20,000
	DOMINICAN REPUBLIC.....	4	20,000
0101190090	HORSES, LIVE, NESOI NO	6	12,000
	DOMINICAN REPUBLIC.....	6	12,000
0102902012	COWS LIVE IMPORTD DAIRY PURPOSE WEIGH 90KG OR MORE NO	207	310,500
	CANADA.....	207	310,500
0102904072	BOVINE ANIMAL LIVE NESOI 320KG> MALES FOR BREEDING NO	7	10,500
	CANADA.....	7	10,500
	MEAT AND EDIBLE MEAT OFFAL..... TOTAL	26,292,266	56,518,084
0201305000	ADDTL NOTE 3 BEEF BONELESS EX PROCESSED FRESH/CHIL KG	13,491,799	37,279,331
	ARGENTINA.....	2,188,408	5,400,338
	AUSTRALIAN ISLANDS.....	13,583	35,980
	COSTA RICA.....	4,653,903	14,169,271
	HONDURAS.....	21,216	74,517
	NICARAGUA.....	1,676,672	4,539,839
	URUGUAY.....	4,938,017	13,059,386
0201308000	ADDTL NOTE 3 BEEF BONELESS EXCEPT PROCESSED FR/CH KG	44,935	92,784
	ARGENTINA.....	44,935	92,784
0202205000	ADDTL NOTE 3 BOVINE ANMLS CUTS W/BONE EX PRCSST FZ KG	177,794	236,292
	AUSTRALIAN ISLANDS.....	156,824	212,480
	COSTA RICA.....	8,174	4,756
	NICARAGUA.....	9,306	12,462
	URUGUAY.....	3,490	6,594
0202303000	BOVINE ANMLS BNLS PRCSST,NESOI,FROZN ADDTL NOTE 3 KG	460,237	968,294
	MEXICO.....	460,237	968,294
0202305000	ADDTL NOTE 3 BOVINE ANMLS BNLS EX PRCSST FROZEN KG	1,817,715	3,798,698
	ARGENTINA.....	516,070	1,179,111
	AUSTRALIAN ISLANDS.....	227,725	540,961
	AUSTRIA.....	47,992	116,924
	COSTA RICA.....	421,329	732,557
	NEW ZEALAND ISLANDS.....	40,142	100,225
	NICARAGUA.....	229,093	435,172
	URUGUAY.....	335,364	693,748
0202308000	MEAT OF BOVINE ANIMALS, BONELESS, NESOI, FROZEN KG	390,435	545,890
	ARGENTINA.....	365,221	509,437
	URUGUAY.....	25,214	36,453
0203129020	SHOULDERS & CUTS, SWINE, BONE IN EX PROCESSD FR/CH KG	557,691	997,960
	CANADA.....	557,691	997,960
0203221000	HAMS, SHOULDERS & CUTS, BONE IN, PROCESSED, FROZEN KG	23,753	47,791
	DENMARK.....	23,753	47,791
0203229000	HAMS/SHOULDERS & CUTS, BONE IN EX PROCESSED, FROZN KG	138,439	268,923
	CANADA.....	92,317	201,692
	DENMARK.....	46,122	67,231
0203294000	MEAT OF SWINE, NESOI, EXCEPT PROCESSED, FROZEN KG	7,702,085	10,283,847
	CANADA.....	2,116,352	2,401,509
	DENMARK.....	5,250,973	7,547,790
	GERMANY.....	72,327	147,301
	IRELAND.....	142,479	92,549
	NETHERLANDS.....	48,458	36,075
	UNITED KINGDOM OF GT BRITAIN.....	71,496	58,623
0204410000	CARCASSES AND HALF-CARCASSES OF SHEEP, FROZEN KG	87,582	99,215
	AUSTRALIAN ISLANDS.....	87,582	99,215
0204424000	MEAT OF SHEEP, CUTS WITH BONE IN, NESOI, FROZEN KG	12,013	20,130
	AUSTRALIAN ISLANDS.....	12,013	20,130
0204500000	MEAT OF GOATS, FRESH, CHILLED OR FROZEN KG	134,103	315,443
	AUSTRALIAN ISLANDS.....	134,103	315,443
0206100000	OFFAL OF BOVINE ANIMALS, EDIBLE, FRESH OR CHILLED KG	6,172	15,649
	COSTA RICA.....	5,207	13,373
	URUGUAY.....	965	2,276



TABLE 2 - IMPORTS INTO PUERTO RICO FROM FOREIGN COUNTRIES  
BY COMMODITY AND COUNTRY OF ORIGIN-FISCAL YEAR 2000

COMM-CODE	COMMODITY, COUNTRY AND UNIT OF QUANTITY	QUANTITY	VALUE-\$
0206290000	OFFAL OF BOVINE ANIMALS, EDIBLE, NESOI, FROZEN KG	181,337	248,165
	CANADA.....	4,170	3,125
	COSTA RICA.....	18,656	32,012
	NICARAGUA.....	106,365	120,919
	URUGUAY.....	52,146	92,109
0206300000	OFFAL OF SWINE, EDIBLE, FRESH OR CHILLED KG	390,486	255,420
	CANADA.....	390,486	255,420
0206490000	OFFAL OF SWINE EXCEPT LIVERS, EDIBLE, FROZEN KG	91,537	73,412
	CANADA.....	91,537	73,412
0206900040	OFFAL, GOAT, HORSE, ASSES, MULE, HINNIES EDIBLE FR KG	4,028	6,394
	AUSTRALIAN ISLANDS.....	4,028	6,394
0209000000	PIG & POULTRY FAT FRSH CHLD FRZN SALTED DRIED SMKD KG	353,063	355,872
	CANADA.....	353,063	355,872
0210110010	HAMS AND CUTS, BONE IN, SALTED/DRIED/SMOKED/BRINE KG	1,332	8,974
	SPAIN.....	1,332	8,974
0210190090	MEAT OF SWINE NESOI, SALTED, IN BRINE, DRIED, SMKD KG	197,173	474,950
	CANADA.....	195,651	459,752
	SPAIN.....	1,522	15,198
0210200000	MEAT, BOVINE ANIMALS, SALTED, IN BRINE, DRD, SMOKD KG	28,557	124,650
	URUGUAY.....	28,557	124,650
	FISH AND CRUSTACEANS, MOLLUSCS AND OTHER AQUATIC INVERTEBRATES..... TOTAL	69,829,501	177,450,307
0302640000	MACKEREL EXCEPT FILLET, LIVER, ROE, FRESH, CHILLED KG	1,030	5,747
	CANADA.....	1,030	5,747
0302660000	EELS EXCEPT FILLETS, LIVERS & ROES, FRESH, CHILLED KG	148	7,202
	SPAIN.....	148	7,202
0302692022	HAKE EX FILLET/LIVER/ROE, NESOI, FRESH OR CHILLED KG	52,560	58,269
	ARGENTINA.....	25,006	18,005
	CHILE.....	27,554	40,264
0302692023	POLLOCK (EX ATLANTIC) EX FLT/LVR/ROE, NESOI FR/CH KG	62,659	216,583
	CANADA.....	62,659	216,583
0302694040	SNAPPER (LUTJANIDAE) EX FILLET/LIVER/ROE FRSH/CHLD KG	284,025	897,997
	BRAZIL.....	23,128	61,437
	COLOMBIA.....	16,165	49,179
	COSTA RICA.....	2,384	14,726
	INDIA.....	15,876	52,853
	INDONESIA.....	208,790	657,001
	SPAIN.....	114	2,150
	THAILAND.....	17,568	60,651
0302694098	FISH NESOI, EXCEPT FILLET/LIVER/ROE, FRESH/CHILLED KG	2,218	10,602
	COSTA RICA.....	2,218	10,602
0303410000	ALBACORE/LONGFINNED TUNAS EX FILLET/LVR/ROE FROZEN KG	58,278,092	137,205,246
	BRAZIL.....	39,493	84,681
	CHINA (TAIWAN).....	36,763,775	87,034,160
	ECUADOR.....	411,325	950,676
	JAPAN.....	6,489,870	15,375,372
	MAURITIUS.....	3,032,879	6,888,642
	NETHERLAND ANTIL. EXC ARUBA.....	5,830,541	14,116,664
	REP. OF SOUTH AFRICA.....	3,382,852	7,350,132
	REPUBLIC OF KOREA.....	215,981	503,598
	SINGAPORE.....	2,028,297	4,708,042
	TRINIDAD @ TOBAGO.....	70,249	166,648
	URUGUAY.....	12,830	26,631
0303420020	YELLOWFIN TUNAS, WHOLE, EXCEPT LIVER, ROE, FROZEN KG	51,569	98,719
	CHINA (TAIWAN).....	26,709	44,547
	REPUBLIC OF KOREA.....	24,860	54,172
0303430000	SKIPJACK TUNAS EXCEPT FILLETS, LIVERS, ROES, FROZN KG	14,501	10,742
	NETHERLAND ANTIL. EXC ARUBA.....	14,501	10,742
0303730000	ATLANTIC POLLOCK EXCEPT FILLET, LIVER & ROE FROZEN KG	400,638	571,810
	INDIA.....	114,450	241,905
	NORWAY.....	286,188	329,905
0303740000	MACKEREL EXCEPT FILLETS, LIVERS AND ROES, FROZEN KG	1,084,122	2,073,900
	INDIA.....	1,012,146	1,883,651
	INDONESIA.....	17,456	48,893
	MEXICO.....	54,520	141,356
0303760000	EELS EXCEPT FILLETS, LIVERS AND ROES, FROZEN KG	20	2,889
	SPAIN.....	20	2,889

TABLE 2 - IMPORTS INTO PUERTO RICO FROM FOREIGN COUNTRIES  
BY COMMODITY AND COUNTRY OF ORIGIN-FISCAL YEAR 2000

COMM-CODE	COMMODITY, COUNTRY AND UNIT OF QUANTITY	QUANTITY	VALUE-\$
0303780000	WHITING & HAKE, EXCEPT FILLETS, LIVER, ROE, FROZEN KG	108,137	214,125
	ARGENTINA.....	108,137	214,125
0303792049	OTHER SWRDFSH EXC FILETS/LVRS/ROES,NT STKS,FROZEN KG	985	3,855
	PERU.....	985	3,855
0303792098	FRESH-WATER FISH NESOI EX FILLET/LIVER/ROE, FROZEN KG	14,301	55,880
	INDONESIA.....	14,301	55,880
0303794075	SNAPPER (LUTJANIDAE SPP.) EX FILLET/LIVER/ROE FRZN KG	378,843	1,214,722
	INDIA.....	1,360	8,250
	INDONESIA.....	304,342	1,083,969
	THAILAND.....	15,426	56,645
	VIETNAM.....	57,715	65,858
0303794080	GROUPE, EXCEPT FILLETS/LIVERS/ROES, FROZEN KG	138,792	421,193
	COLOMBIA.....	1,000	2,420
	INDONESIA.....	42,027	163,236
	MEXICO.....	8,084	24,750
	OMAN.....	61,701	129,572
	THAILAND.....	25,980	101,215
0303794097	FISH, FROZEN, NESOI, EXCEPT FILLETS/LIVERS/ROES KG	496,098	892,073
	BRAZIL.....	975	3,154
	COLOMBIA.....	900	2,673
	INDIA.....	347,172	577,515
	INDONESIA.....	37,000	84,118
	MEXICO.....	11,029	40,845
	NETHERLANDS.....	24,000	40,800
	NORWAY.....	21,221	24,831
	PANAMA.....	22,687	60,018
	PERU.....	15,114	34,016
	UGANDA.....	16,000	24,103
0304101044	ATLANTIC COD FILLETS AND OTHER MEAT, FRESH OR CHLD KG	4,364	36,445
	SPAIN.....	4,364	36,445
0304103000	HAKE (UROPHYCIS SPP.) FILLETS/OTHR MEAT FRESH/CHLD KG	21,695	19,641
	CHILE.....	21,695	19,641
0304104099	FISH NESOI FILLETS/OTHR MEAT(WHTHR/NT MINCD) FR/CH KG	3,629	18,800
	CANADA.....	3,629	18,800
0304202033	OCEAN CATFISH (WOLF) FILLET SKIND BLOCK OV4.5K FZN KG	22,928	19,686
	NORWAY.....	22,928	19,686
0304202044	ALASKA POLLOCK FILLET SKNND FRZN BLK OV4.5KG PROCD KG	40,683	99,262
	CHINA,PEOPLE'S REP.(MAINLAND).....	40,683	99,262
0304203065	ALASKA POLLOCK (THERAGRA CHALCOGRAMMA) FILLETS FRZ KG	44,855	82,927
	CHINA,PEOPLE'S REP.(MAINLAND).....	37,426	63,128
	SPAIN.....	7,429	19,799
0304203068	POLLOCK FILLETS, NESOI, FROZEN KG	53,110	210,068
	CHINA,PEOPLE'S REP.(MAINLAND).....	53,110	210,068
0304205000	HAKE (UROPHYCIS SPP.) FILLETS, NESOI, FROZEN KG	10,512	42,828
	SPAIN.....	10,512	42,828
0304206070	OCEAN CATFISH (WOLF FISH) FILLETS, FROZEN, NESOI KG	40,280	86,230
	NORWAY.....	40,280	86,230
0304206091	FROZEN FISH FILLETS, DOLPHIN (MAHI MAHI) KG	141,549	579,823
	CHINA (TAIWAN).....	18,144	108,400
	CHINA,PEOPLE'S REP.(MAINLAND).....	20,480	77,428
	COSTA RICA.....	50,661	230,095
	PERU.....	52,264	163,900
0304206092	FROZEN FISH FILLETS, SWRODFISH KG	16,637	54,450
	ECUADOR.....	16,637	54,450
0304206096	FROZEN FISH FILLETS, NESOI KG	505,208	2,110,258
	ARGENTINA.....	24,948	43,450
	COLOMBIA.....	5,040	27,505
	INDIA.....	907	5,500
	INDONESIA.....	268,601	1,248,093
	THAILAND.....	148,350	615,909
	VIETNAM.....	57,362	169,801
0304909092	OTHER FISH MEAT NESOI, FROZEN KG	43,867	125,181
	ECUADOR.....	42,302	119,430
	THAILAND.....	1,565	5,751
0305306010	HERRING FILLETS, DRIED, SALTED OR IN BRINE KG	13,697	67,603
	CANADA.....	13,697	67,603
0305306030	COD FILLETS, DRIED, SALTED OR IN BRINE KG	88,414	428,255
	CANADA.....	48,042	266,415
	ICELAND.....	297	2,681

TABLE 2 - IMPORTS INTO PUERTO RICO FROM FOREIGN COUNTRIES  
BY COMMODITY AND COUNTRY OF ORIGIN-FISCAL YEAR 2000

COMM-CODE	COMMODITY, COUNTRY AND UNIT OF QUANTITY	QUANTITY	VALUE-\$
	SPAIN.....	40,075	159,159
0305306080	FISH FILLETS NESOI, DRIED, SALTED OR IN BRINE KG	2,545,234	10,521,978
	CANADA.....	435,780	1,878,707
	CHINA, PEOPLE'S REP. (MAINLAND).....	239,288	921,141
	FAROE ISLANDS.....	95,894	392,854
	ICELAND.....	1,579,127	6,559,559
	INDIA.....	22,212	86,010
	NORWAY.....	172,933	683,707
0305410000	PACIFIC, ATLANTIC AND DANUBE SALMON, SMOKED KG	1,506	19,916
	PANAMA.....	1,506	19,916
0305420050	HERRINGS INCLUDNG FILLETS, BONELESS, SMOKED KG	3,997	17,879
	CANADA.....	3,997	17,879
0305420060	HERRINGS, INCLUDING FILLETS, NESOI, SMOKED KG	74,918	170,810
	CANADA.....	74,918	170,810
0305510000	COD, DRIED, WHETHER OR NOT SALTED BUT NOT SMOKED KG	601,046	3,810,164
	CANADA.....	509,818	3,246,785
	ICELAND.....	44,293	293,273
	NORWAY.....	122	3,935
	SPAIN.....	46,813	266,171
0305594000	FISH, DRIED, WHETHER SALTED BUT NOT SMOKED, NESOI KG	593,507	1,955,308
	CANADA.....	262,667	1,073,616
	ICELAND.....	238,774	749,590
	INDIA.....	1,219	6,118
	NORWAY.....	90,847	125,984
0305620070	COD SALTD NT DRD/SMKD BRINE NESOI MOISTUR >43%<45% KG	305,760	1,710,682
	CANADA.....	303,605	1,707,332
	INDIA.....	2,155	3,350
0305691022	POLLOCK WHOLE/SIMPLY PROCSD SALTD NT DRD/SMK BRINE KG	950,218	3,414,598
	ARGENTINA.....	20,000	23,670
	CANADA.....	662,429	2,452,347
	CHINA, PEOPLE'S REP. (MAINLAND).....	64,360	203,213
	FAROE ISLANDS.....	20,303	78,329
	ICELAND.....	95,758	314,967
	NORWAY.....	87,368	342,072
0305691041	HAKE, SALTED BUT NOT DRIED/SMOKED; IN BRINE, NESOI KG	16,896	91,633
	CANADA.....	16,896	91,633
0305691042	POLLOCK SALTED NOT DRIED/SMOKED; IN BRINE, NESOI KG	290,314	887,395
	CANADA.....	49,057	180,685
	CHINA, PEOPLE'S REP. (MAINLAND).....	239,674	701,236
	SPAIN.....	1,583	5,474
0305691049	HADDOCK/CUSK SALTD NOT DRIED/SMOKD; IN BRINE NESOI KG	1,792	8,111
	CANADA.....	1,792	8,111
0306110000	ROCK LOBSTER AND OTHER SEA CRAWFISH, FROZEN KG	50,512	969,629
	COLOMBIA.....	48,912	956,829
	NICARAGUA.....	1,600	12,800
0306120050	LOBSTERS, FROZEN, IN BRINE KG	2,989	9,934
	INDONESIA.....	2,989	9,934
0306130003	SHRIMPS/PRAWNS SHELL-ON COUNT SIZE < 33 PER KG FRZ KG	100,239	416,241
	CHINA, PEOPLE'S REP. (MAINLAND).....	79,264	165,541
	SPAIN.....	432	7,390
	THAILAND.....	4,703	50,746
	VIETNAM.....	15,840	192,564
0306130006	SHRIMP/PRAWN SHELL-ON COUNT SIZE 33-45 PER KG FRZN KG	1,497	22,630
	SPAIN.....	300	8,133
	VIETNAM.....	1,197	14,497
0306130009	SHRIMP/PRAWN SHELL-ON COUNT SIZE 46-55 PER KG FRZN KG	490	5,298
	VIETNAM.....	490	5,298
0306130012	SHRIMP/PRAWN SHELL-ON COUNT SIZE 56-66 PER KG FRZN KG	490	4,877
	VIETNAM.....	490	4,877
0306130027	SHRIMP/PRAWN SHELL-ON COUNT SIZE MORE THAN 154 FRZ KG	43,553	79,960
	CHINA, PEOPLE'S REP. (MAINLAND).....	43,553	79,960
0306130040	SHRIMPS AND PRAWNS, PEELED, FROZEN KG	104,236	492,536
	CHINA, PEOPLE'S REP. (MAINLAND).....	71,572	200,596
	INDIA.....	16,873	236,160
	THAILAND.....	14,913	43,330
	VIETNAM.....	878	12,450
0306142000	CRABMEAT, FROZEN KG	359	2,640
	DOMINICAN REPUBLIC.....	359	2,640
0306190060	OTHER CRUSTACEANS, FRZ, EDIBLE FLOURS/MEALS/PELTS KG	4,841	70,638

TABLE 2 - IMPORTS INTO PUERTO RICO FROM FOREIGN COUNTRIES  
BY COMMODITY AND COUNTRY OF ORIGIN-FISCAL YEAR 2000

COMM-CODE	COMMODITY, COUNTRY AND UNIT OF QUANTITY	QUANTITY	VALUE-\$
	HAITI.....	2,400	57,915
	INDONESIA.....	2,441	12,723
0306244000	CRABS NESOI FRESH, CHILLED, DRIED, SALTD, IN BRINE KG	153,890	294,779
	DOMINICAN REPUBLIC.....	7,979	7,140
	VENEZUELA.....	145,911	287,639
0307410020	LOLIGO SQUID, LIVE, FRESH OR CHILLED KG	2,025	14,045
	SPAIN.....	2,025	14,045
0307490010	SQUID FILLETS, FROZEN KG	28,250	126,427
	COLOMBIA.....	28,250	126,427
0307510000	OCTOPUS, LIVE, FRESH OR CHILLED KG	321,420	815,831
	CHILE.....	19,000	54,375
	INDONESIA.....	19,000	27,968
	PHILIPPINES.....	283,420	733,488
0307590000	OCTOPUS, FROZEN, DRIED, SALTED OR IN BRINE KG	913,894	2,535,024
	CHILE.....	23,949	61,544
	CHINA, PEOPLE'S REP.(MAINLAND).....	87,783	230,539
	INDONESIA.....	72,915	163,540
	MEXICO.....	34,134	113,157
	PHILIPPINES.....	631,639	1,585,825
	SPAIN.....	63,474	380,419
0307910030	CONCH, LIVE/FRESH/CHILLED, EDIBLE FLOUR/MEAL/PELTS KG	81,170	348,748
	JAMAICA.....	81,170	348,748
0307990060	MOLLUSC/AQUATIC INVRTEBRTE NESOI FZ/DRD/SALT/BRINE KG	214,292	689,585
	CHINA, PEOPLE'S REP.(MAINLAND).....	37,863	76,999
	COLOMBIA.....	21,923	104,515
	PERU.....	18,000	41,282
	SPAIN.....	446	2,272
	THAILAND.....	136,060	464,517
	DAIRY PRODUCE;BIRDS EGGS;NATURAL HONEY		
	EDIBLE PRODUCTS OF ANIMAL ORIGIN, NOT		
	ELSEWHERE SPECIFIED OR INCLUDED..... TOTAL		10,742,297
0401202000	MLK & CRM,NT CNTD,NT SWT,OV 1% NOV 6% FAT,IN QUOTA L	22,655	17,756
	CANADA.....	22,655	17,756
0402911000	MLK/CREAM,CNTRD,N/SWT,NESOI,AIRTGHT CNTR,US NTE 11 KG	316,414	350,526
	NETHERLANDS.....	316,414	350,526
0402991000	MLK,CONDENSED,SWEETENED,AIRTGHT CONTANER,US NTE 11 KG	214,522	269,125
	CHILE.....	62,042	59,405
	NETHERLANDS.....	152,480	209,720
0402994500	MILK,CONDENSED,SWEETENED,NESOI,AIRTIGHT CONTAINERS KG	267,781	277,678
	CHILE.....	230,881	226,926
	NETHERLANDS.....	36,900	50,752
0403109000	YOGURT,NESOI,W/N SWEETEND/FLAVORD/CNTG FRUIT,NESOI KG	277,209	335,014
	SPAIN.....	277,209	335,014
0405102000	BUTTER, NESOI KG	2,475	10,370
	SPAIN.....	2,475	10,370
0405208000	DAIRY SPREADS: NESOI KG	6,837	25,249
	SPAIN.....	6,837	25,249
0406901600	EDAM/GOUDA CHEESE,SEE ADDITIONAL U.S. NOTE 20 KG	1,898,822	6,576,881
	NETHERLANDS.....	1,898,822	6,576,881
0406901800	EDAM/GOUDA CHEESE,NESOI KG	923	3,105
	NETHERLANDS.....	923	3,105
0406904600	SWISS/EMMENTHALER CHEESE, SEE ADDTL U.S. NOTE 25 KG	687,773	2,206,138
	AUSTRIA.....	114,411	364,324
	DENMARK.....	101,489	326,633
	FINLAND.....	87,619	331,758
	GERMANY.....	300,561	892,805
	SWITZERLAND.....	83,693	290,618
0406905600	CHEESE FROM SHEEPS MILK ORG LOAVES SUITB FR GRATNG KG	12,787	80,487
	SPAIN.....	12,787	80,487
0406905900	CHEESES MADE FROM SHEEP'S MILK, NESOI KG	3,356	30,191
	SPAIN.....	3,356	30,191
0406909500	CHEESE MXTRS,NESOI,CNTN COWS MLK,ADDTL U S NOTE 16 KG	11,097	64,999
	DENMARK.....	576	3,480
	SPAIN.....	10,521	61,519
0406909900	CHEESE AND SUBSTITUES INCLUDING MIXTURES, NESOI KG	1,970	15,322
	DENMARK.....	1,440	12,442
	SPAIN.....	530	2,880

TABLE 2 - IMPORTS INTO PUERTO RICO FROM FOREIGN COUNTRIES  
BY COMMODITY AND COUNTRY OF ORIGIN-FISCAL YEAR 2000

COMM-CODE	COMMODITY, COUNTRY AND UNIT OF QUANTITY	QUANTITY	VALUE-\$
0409000025	COMB HONEY AND HONEY PACKAGED FOR RETAIL SALE KG	63,885	109,041
	DOMINICAN REPUBLIC.....	644	4,188
	MEXICO.....	62,200	97,835
	SWITZERLAND.....	1,041	7,018
0409000064	NATURAL HONEY, NOT PACKAGED FOR RETAIL SALE, NESOI KG	274,265	370,415
	DOMINICAN REPUBLIC.....	90,544	84,617
	MEXICO.....	183,721	285,798
	PRODUCTS OF ANIMAL ORIGIN, NOT ELSEWHERE SPECIFIED OR INCLUDED..... TOTAL	637	14,494
0511994050	ANIMAL PRODUCTS NESOI, DEAD ANIMALS CH 1, INEDIBLE KG	637	14,494
	CANADA.....	127	12,389
	MEXICO.....	510	2,105
	VEGETABLES PRODUCTS..... TOTAL		113,873,411
	LIVE TREES AND OTHER PLANTS; BULBS, ROOTS AND THE LIKE; CUT FLOWERS AND ORNAMENTAL FOLIAGE..... TOTAL		3,290,555
0602100000	UNROOTED CUTTINGS AND SLIPS OF PLANTS, NESOI NO	15,421	9,682
	COSTA RICA.....	15,421	9,682
0602902000	ORCHID PLANTS, LIVE KG	8,475	165,260
	CHINA (TAIWAN).....	990	37,666
	NETHERLANDS.....	1,213	34,560
	THAILAND.....	6,272	93,034
0602903090	HERBACEOUS PERENNIALS NESOI SOIL ATTACHED TO ROOTS NO	3,040	3,969
	COSTA RICA.....	3,040	3,969
0602909010	TREES AND SHRUBS LIVE WITHOUT SOIL ATTACHED, NESOI NO	5,313	9,502
	GUATEMALA.....	5,313	9,502
0602909090	PLANTS, LIVE, WITHOUT SOIL ATTACHED TO ROOTS NESOI NO	160,570	104,226
	COSTA RICA.....	25,500	4,340
	ISRAEL.....	95,340	80,084
	NETHERLANDS.....	39,730	19,802
0603103000	MINIATURE (SPRAY) CARNATIONS, FRESH NO	164,250	24,413
	COLOMBIA.....	164,250	24,413
0603106060	ROSES, NESOI, FRESH NO	2,507,026	711,876
	COLOMBIA.....	2,494,828	703,970
	COSTA RICA.....	248	2,480
	ECUADOR.....	11,950	5,426
0603107010	POM POM CHRYSANTHEMUMS, FRESH NO	1,743,213	557,021
	COLOMBIA.....	1,743,213	557,021
0603107020	CHRYSANTHEMUMS EXCEPT POM POM, FRESH NO	617,281	118,180
	COLOMBIA.....	617,281	118,180
0603107030	STANDARD CARNATIONS, FRESH NO	1,355,928	146,228
	COLOMBIA.....	1,355,928	146,228
0603107040	ANTHURIUMS, FRESH NO	24,000	3,232
	COLOMBIA.....	24,000	3,232
0603107060	ORCHIDS EXCEPT DENDROBIUM, FRESH NO	23,200	22,066
	CHINA (TAIWAN).....	23,200	22,066
0603108010	ALSTROEMERIA, FRESH NO	32,420	19,475
	COLOMBIA.....	20,070	8,372
	NETHERLANDS.....	12,350	11,103
0603108020	GYPHOPHILA, FRESH NO	67,190	20,248
	COLOMBIA.....	67,190	20,248
0603108060	CUT FLOWERS AND FLOWER BUDS NESOI, FRESH X		121,346
	COLOMBIA.....		121,346
0603900000	CUT FLOWERS/BUDS DRIED, DYED OR OTHERWISE PREPARED X		5,198
	INDIA.....		5,198
0604100000	MOSESSES, LICHENS FRESH DRIED ETC OTHERWISE PREPARED X		147,553
	CANADA.....		87,844
	CHILE.....		59,709
0604910040	FIR EXCEPT DOUGLAS FIR, EVERGREEN XMAS TREES FRESH NO	24,622	230,018
	CANADA.....	24,622	230,018
0604910060	EVERGREEN CHRISTMAS TREES, NESOI, FRESH NO	40,579	375,554
	CANADA.....	40,579	375,554
0604910080	FOLIAGE, BRANCHES ETC, FRESH, NESOI X		415,882
	CANADA.....		411,670

TABLE 2 - IMPORTS INTO PUERTO RICO FROM FOREIGN COUNTRIES  
BY COMMODITY AND COUNTRY OF ORIGIN-FISCAL YEAR 2000

COMM-CODE	COMMODITY, COUNTRY AND UNIT OF QUANTITY	QUANTITY	VALUE-\$
	COLOMBIA.....		4,212
0604993000	FOLIAGES, BRANCHES ETC, DRIED OR BLEACHED X		79,626
	MEXICO.....		53,225
	SPAIN.....		4,779
	THAILAND.....		21,622
	EDIBLE VEGETABLES AND CERTAIN ROOTS AND TUBERS..... TOTAL	79,197,141	36,622,694
0701905010	POTATOE RUSSET OR NETTED GEM NOV45KG FR/CH EX SEED KG	76,203	24,894
	CANADA.....	76,203	24,894
0701905020	POTATOE EX SEED CONTNER NOT OV 45KG FRSH/CHD NESOI KG	12,427,394	3,722,113
	CANADA.....	12,427,394	3,722,113
0701905040	POTATOE NESOI CONTNERS OVR 45KG, FRSH/CHLD EX SEED KG	17,003,988	4,593,435
	CANADA.....	17,003,988	4,593,435
0702006095	OTHER TOMATO,NESOI, ENTER 11/15 TO LAST DAY OF FEB KG	1,712	2,265
	DOMINICAN REPUBLIC.....	1,712	2,265
0703102000	ONION SETS, FRESH OR CHILLED KG	441,444	99,422
	ARGENTINA.....	365,904	80,960
	CHILE.....	46,964	11,441
	NETHERLANDS.....	28,576	7,021
0703104000	ONIONS AND SHALLOTS, NESOI, FRESH OR CHILLED KG	3,849,783	1,177,793
	ARGENTINA.....	214,180	58,700
	CANADA.....	2,958,677	930,820
	CHILE.....	281,118	59,912
	NETHERLANDS.....	51,484	13,790
	PANAMA.....	22,500	23,310
	SPAIN.....	321,824	91,261
0703200010	GARLIC, FRESH WHOLE BULBS KG	2,351,767	2,824,357
	ARGENTINA.....	413,980	439,310
	CHILE.....	365,920	391,048
	MEXICO.....	285,942	332,640
	PERU.....	105,556	133,245
	SPAIN.....	1,180,369	1,528,114
0703200090	GARLIC, FRESH OR CHILLED, NESOI KG	162,773	241,635
	DOMINICAN REPUBLIC.....	7,980	19,493
	MEXICO.....	20,088	25,740
	PANAMA.....	22,412	54,900
	PERU.....	20,150	21,661
	SPAIN.....	52,323	83,101
	THAILAND.....	39,820	36,740
0704902000	CABBAGE, FRESH OR CHILLED KG	1,350,885	447,241
	CANADA.....	854,578	244,643
	COSTA RICA.....	496,307	202,598
0706102000	CARROTS, NESOI, FRESH OR CHILLED KG	505,908	218,285
	CANADA.....	273,519	82,291
	COSTA RICA.....	232,389	135,994
0706904000	ROOTS, EDIBLE, NESOI, FRESH OR CHILLED KG	25,675	15,390
	DOMINICAN REPUBLIC.....	25,675	15,390
0707002000	CUCUMBERS, GHERKINS, ENTRY 12/1-END OF FEB, FR/CH KG	3,792	2,120
	DOMINICAN REPUBLIC.....	3,792	2,120
0707005000	CUCUMBERS/GHERKINS ENTRY 5/1-6/30, 9/1-11/30 FR/CH KG	2,200	2,050
	DOMINICAN REPUBLIC.....	2,200	2,050
0708209000	BEANS (VIGNA SPP., PHASEOLUS SPP.) NESOI, FRESH/CH KG	268,215	175,180
	CANADA.....	268,215	175,180
0708902500	PIGEON PEAS, ENTRY 7/1-9/30, FRESH OR CHILLED KG	119,565	158,740
	DOMINICAN REPUBLIC.....	27,299	49,138
	ECUADOR.....	46,266	69,122
	PERU.....	46,000	40,480
0708903000	PIGEON PEAS, ENTRY 10/1 TO JUNE 30, FRESH, CHILLED KG	319,139	584,596
	DOMINICAN REPUBLIC.....	112,105	255,175
	ECUADOR.....	183,434	302,096
	PERU.....	23,600	27,325
0709404000	CELERY EXCEPT CELERIAC ENTRY 4/15-7/31, FRSH, CHLD KG	2,837	2,002
	DOMINICAN REPUBLIC.....	2,837	2,002
0709406000	CELERY EXCEPT CELERIAC ENTRY 8/1-4/14, FRESH, CHLD KG	4,330	2,366
	DOMINICAN REPUBLIC.....	4,330	2,366
0709604000	FRUITS OF THE GENUS CAPSICUM/PIMENTA NESOI, FR/CH KG	82,909	155,358
	DOMINICAN REPUBLIC.....	82,909	155,358

TABLE 2 - IMPORTS INTO PUERTO RICO FROM FOREIGN COUNTRIES  
BY COMMODITY AND COUNTRY OF ORIGIN-FISCAL YEAR 2000

COMM-CODE	COMMODITY, COUNTRY AND UNIT OF QUANTITY	QUANTITY	VALUE-\$
0709900500	JICAMAS, PUMPKINS AND BREADFRUIT, FRESH OR CHILLED KG	771,871	344,711
	COSTA RICA.....	147,708	33,467
	DOMINICAN REPUBLIC.....	581,003	292,131
	PANAMA.....	43,160	19,113
0709901000	CHAYOTE (SECHUM EDULE), FRESH OR CHILLED KG	31,455	13,448
	COSTA RICA.....	31,455	13,448
0710100000	POTATOES UNCOOKD/COOKED BY BOILING IN WATER, FROZN KG	2,108	2,466
	COLOMBIA.....	2,108	2,466
0710214000	PEAS RAW/COOK IN BOILING WATER ENTRY 10/1-6/30 FZN KG	73,572	126,837
	DOMINICAN REPUBLIC.....	38,280	89,882
	PERU.....	35,292	36,955
0710292500	PIGEON PEAS RAW/COOKD BY BOILING ENTRY 7/1-9/30 FZ KG	599,393	638,130
	DOMINICAN REPUBLIC.....	21,480	48,179
	ECUADOR.....	66,640	142,800
	PERU.....	511,273	447,151
0710293000	PIGEON PEAS RAW/COOK BY BOILING ENTRY 10/1-6/30 FZ KG	448,966	677,200
	ECUADOR.....	108,248	211,880
	PERU.....	340,718	465,320
0710807060	VEG NESOI, WHOLE, RAW/COOK BY BOILING IN WATER, FZ KG	1,500	4,750
	DOMINICAN REPUBLIC.....	1,500	4,750
0710809726	BROCCOLI NESOI REDUCD RAW/COOK BOIL NOT OV1.4KG FZ KG	9,810	16,040
	GUATEMALA.....	9,810	16,040
0710909000	VEG MIX NESOI RAW/COOKED BY BOILING IN WATER, FRZN KG	90,495	84,688
	COSTA RICA.....	90,495	84,688
0711204000	OLIVES, PITTED/STUFFED, PROVISIONALY PRES INEDIBLE KG	58,202	191,155
	SPAIN.....	58,202	191,155
0711906000	VEG NESOI, VEG MIX, PROVISIONALLY PRES, INEDIBLE KG	16,586	44,560
	SPAIN.....	16,586	44,560
0712904020	GARLIC POWDER OR FLOUR KG	47,000	30,227
	CHINA, PEOPLE'S REP. (MAINLAND).....	47,000	30,227
0712904040	GARLIC, DRIED, EXCEPT POWDER OR FLOUR KG	207,300	105,757
	CHINA (TAIWAN).....	15,300	3,000
	CHINA, PEOPLE'S REP. (MAINLAND).....	146,500	54,632
	PANAMA.....	45,500	48,125
0712906000	FENNEL/MARJORAM/PARSLEY/SAVORY/TARRAGON, CRUDE/DRD KG	4,541	4,900
	DOMINICAN REPUBLIC.....	4,541	4,900
0712906500	PARSLEY, DRIED, NESOI KG	4,626	22,950
	MEXICO.....	4,626	22,950
0712907400	TOMATOES, DRIED IN POWDER KG	5,125	20,175
	MEXICO.....	5,125	20,175
0712908080	VEGETABLES NESOI AND MIXTURES OF VEGETABLES, DRIED KG	12,088	33,842
	MEXICO.....	11,016	29,486
	SPAIN.....	1,072	4,356
0713101000	PEAS, SEEDS OF A KIND USED FOR SOWING DRD, SHELLD KG	136,697	58,247
	CANADA.....	52,917	12,848
	PERU.....	83,780	45,399
0713104020	GREEN PEAS, EXCEPT SEED, DRIED, SHELLD KG	24,794	9,920
	CANADA.....	4,836	2,720
	ECUADOR.....	19,958	7,200
0713104040	YELLOW PEAS, EXCEPT SEED, DRIED, SHELLD KG	5,652	2,139
	CANADA.....	5,652	2,139
0713104080	PEAS, NESOI, EXCEPT SEED, DRIED, SHELLD KG	245,811	161,056
	NETHERLANDS.....	100,251	78,576
	PERU.....	145,560	82,480
0713201000	CHICKPEAS, SEEDS OF A KIND USED FOR SOWING, DRIED KG	133,580	108,230
	MEXICO.....	133,580	108,230
0713202000	CHICKPEAS (GARBANZOS), EXCEPT SEED, DRIED, SHELLD KG	580,300	367,813
	MEXICO.....	580,300	367,813
0713322000	SMALL RED (ADZUKI) BEANS, EXCEPT SEED DRD, SHELLD KG	20,000	14,550
	CANADA.....	20,000	14,550
0713332020	NAVY, PEA BEANS, EXCEPT SEED, ENTRY 5/1-8/31 DRIED KG	19,505	17,612
	CANADA.....	19,505	17,612
0713334050	LIGHT RED KIDNEY BEAN NESOI EX SEED ENTRY 9/1-4/30 KG	19,554	15,480
	CANADA.....	19,554	15,480
0713391090	BEANS (VIGNA SPP, PHASEOLUS) NESOI, SEEDS, DRIED KG	63,957	30,590
	CANADA.....	63,957	30,590
0713392050	PINTO BEANS EX SEED ENTRY 5/1-8/31 DRIED SHELLD KG	40,824	21,654
	CANADA.....	40,824	21,654
0713392060	WHITE BEANS NESOI EX SEED ENTRY 5/1-8/31 DRIED SHD KG	16,500	14,208

TABLE 2 - IMPORTS INTO PUERTO RICO FROM FOREIGN COUNTRIES  
BY COMMODITY AND COUNTRY OF ORIGIN-FISCAL YEAR 2000

COMM-CODE	COMMODITY, COUNTRY AND UNIT OF QUANTITY	QUANTITY	VALUE-\$
	NETHERLANDS.....	16,500	14,208
0713392070	BEAN (VIGNA, PHASEOLUS) NESOI 5/1-8/31, DRIED SHLD KG	76,894	56,715
	CANADA.....	76,894	56,715
0713394050	PINTO BEANS EX SEED, 9/1-4/30, DRIED, SHELLED KG	21,319	9,630
	CANADA.....	21,319	9,630
0713394070	BEANS (VIGNA, PHASEOLUS) NESOI, 9/1-4/30, DRD SHLD KG	61,873	43,005
	CANADA.....	61,873	43,005
0713401000	LENTILS, SEEDS OF A KIND USED FOR SOWING, DRIED KG	14,400	8,100
	CANADA.....	14,400	8,100
0713402000	LENTILS EXCEPT SEED, DRIED, SHELLED KG	33,696	14,079
	CANADA.....	33,696	14,079
0713908000	DRIED LEGUMINOUS VEGETBLS NESOI 9/1-4/30, SHELLED KG	7,739	15,039
	GERMANY.....	7,739	15,039
0714101000	CASSAVA (MANIOC) FROZEN, W/NT PELLET KG	2,109,213	1,132,475
	COLOMBIA.....	73,569	44,753
	COSTA RICA.....	2,028,286	1,080,076
	ECUADOR.....	7,358	7,646
0714102000	CASSAVA (MANIOC) FRESH OR DRIED, W/NT PELLET KG	3,592,955	1,263,327
	COSTA RICA.....	3,576,923	1,256,879
	DOMINICAN REPUBLIC.....	16,032	6,448
0714201000	SWEET POTATOES, FROZEN, WHETHER/NT PELLETS KG	20,700	11,700
	NICARAGUA.....	20,700	11,700
0714202000	SWEET POTATOES, FRESH OR DRIED, WHETHER/NT PELLETS KG	7,483,694	3,846,363
	DOMINICAN REPUBLIC.....	7,483,694	3,846,363
0714901000	DASHEENS, FRESH, WHETHER OR NOT SLICED OR PELLETS KG	12,609,194	7,441,724
	COSTA RICA.....	3,972,373	2,446,696
	DOMINICAN REPUBLIC.....	4,671,792	2,814,652
	NICARAGUA.....	3,853,187	2,122,268
	PANAMA.....	92,312	48,448
	SWITZERLAND.....	19,530	9,660
0714902000	YAMS, FRESH, WHETHER/NOT SLICED OR PELLETS KG	9,172,373	4,255,410
	CHILE.....	18,468	17,453
	COSTA RICA.....	8,892,311	4,035,712
	DOMINICAN REPUBLIC.....	261,594	202,245
0714904000	ROOTS & TUBERS HIGH STARCH OR INSULIN, NESOI,FRESH KG	953,399	536,549
	COSTA RICA.....	318,695	191,610
	DOMINICAN REPUBLIC.....	614,293	332,589
	NICARAGUA.....	20,411	12,350
0714904500	ROOTS & TUBERS WITH HIGH STARCH OR INSULIN, FROZEN KG	308,583	311,702
	COLOMBIA.....	26,499	34,530
	COSTA RICA.....	251,079	238,881
	DOMINICAN REPUBLIC.....	18,849	20,734
	PANAMA.....	12,156	17,557
0714906000	SAGO PITH; ROOTS AND TUBERS, DRIED, EXCEPT PELLETS KG	38,778	44,299
	COSTA RICA.....	24,513	22,580
	DOMINICAN REPUBLIC.....	14,265	21,719
	EDIBLE FRUITS,AND NUTS; PEEL OF CITRUS FRUITS OR MELONS..... TOTAL		10,853,587
0801110000	COCONUTS, FRESH OR DRIED, DESICCATED KG	92,298	109,270
	PHILIPPINES.....	92,298	109,270
0801190020	COCONUTS, FRESH OR DRIED, IN SHELL KG	607,072	240,852
	COSTA RICA.....	19,000	4,550
	DOMINICAN REPUBLIC.....	588,072	236,302
0803002020	BANANAS, FRESH KG	894,990	376,880
	COSTA RICA.....	443,550	191,880
	DOMINICAN REPUBLIC.....	451,440	185,000
0803003000	PLANTAINS, FRESH KG	370,487	195,389
	COSTA RICA.....	241,374	108,413
	DOMINICAN REPUBLIC.....	20,403	14,550
	VENEZUELA.....	108,710	72,426
0803004000	PLANTAINS, DRIED KG	24,208	39,014
	COSTA RICA.....	4,495	6,590
	DOMINICAN REPUBLIC.....	9,303	21,605
	ECUADOR.....	10,410	10,819
0804106000	DATES WHOLE WITH PITS REMOVED FRSH/DRIED, NESOI KG	1,446	3,241
	SPAIN.....	1,446	3,241
0804306000	PINEAPPLES, FRESH OR DRIED, REDUCED IN SIZE KG	73,621	80,064



TABLE 2 - IMPORTS INTO PUERTO RICO FROM FOREIGN COUNTRIES  
BY COMMODITY AND COUNTRY OF ORIGIN-FISCAL YEAR 2000

COMM-CODE	COMMODITY, COUNTRY AND UNIT OF QUANTITY	QUANTITY	VALUE-\$
	PHILIPPINES.....	57,096	64,224
	THAILAND.....	16,525	15,840
0804400000	AVOCADOS, FRESH OR DRIED KG	5,140,378	4,488,777
	COLOMBIA.....	3,561	3,665
	COSTA RICA.....	17,538	12,869
	DOMINICAN REPUBLIC.....	5,119,279	4,472,243
0805100040	ORANGES, NESOI, FRESH OR DRIED KG	2,097,063	983,166
	DOMINICAN REPUBLIC.....	2,005,638	940,764
	JAMAICA.....	91,425	42,402
0805200020	TANGERINES, FRESH OR DRIED KG	46,410	36,998
	DOMINICAN REPUBLIC.....	46,410	36,998
0805302000	LEMONS (CITRUS LIMON, CITRUS LIMONUM) FRESH/DRIED KG	214,377	194,349
	DOMINICAN REPUBLIC.....	214,377	194,349
0806102000	GRAPES, FRESH, ENTERED 2/15-3/31, INCLUSIVE, ANY Y	2,499	1,222,584
	CHILE.....	2,499	1,222,584
0806104000	GRAPES, FRESH, ENTERED 4/1-6/30, INCLUSIVE, ANY YR	3,163	1,263,436
	CHILE.....	3,163	1,263,436
0806106000	GRAPES, FRESH, ENTERING 7/1-2/14 FOLLOWING YR, INC	501	351,279
	CHILE.....	501	351,279
0806201090	RAISINS MADE FROM SEEDLESS GRAPES, NESOI KG	54,824	80,750
	CHILE.....	54,824	80,750
0807113000	WATERMELONS, FRESH, ENTERED 12/1 TO FOLLOWING 3/31	47,206	24,584
	DOMINICAN REPUBLIC.....	8,505	5,625
	PANAMA.....	38,701	18,959
0807114000	WATERMELONS, FRESH, ENTERED 4/1-11/30, INCL ANY YR	10,928	10,000
	DOMINICAN REPUBLIC.....	10,928	10,000
0807200000	PAPAYAS (PAPAWS) FRESH KG	3,840	2,100
	DOMINICAN REPUBLIC.....	3,840	2,100
0808100060	APPLES, FRESH, VALUED > \$0.22 PER KILOGRAM KG	18,522	10,937
	CHILE.....	18,522	10,937
0808202000	PEARS & QUINCES, FRESH, ENTERED 4/1-6/30, INCL	281,392	183,917
	CHILE.....	281,392	183,917
0808204000	PEAR & QUINCES, FRESH, ENTERED 7/1-3/31 FOL YR INCL	165,102	110,771
	CHILE.....	165,102	110,771
0809200040	CHERRIES, TART VARIETIES, FRESH KG	1,200	5,263
	SPAIN.....	1,200	5,263
0809304010	PEACHES, FRESH, ENTERED 12/1-5/31 KG	2,400	2,944
	CHILE.....	2,400	2,944
0809304090	NECTARINES, FRESH, ENTERED 12/1-5/31 KG	27,664	24,314
	CHILE.....	27,664	24,314
0809402000	PLUMS (INC PRUNE PLUMS) & SLOES, FRSH, ENT 1/1-5/3	254,512	326,078
	CHILE.....	254,512	326,078
0810500000	OTHER FRESH FRUIT, KIWI FRUIT KG	43,767	48,343
	CHILE.....	22,400	19,040
	GREECE.....	21,067	26,218
	SPAIN.....	300	3,085
0810904000	FRUIT, FRESH, NESOI KG	600	2,060
	SPAIN.....	600	2,060
0811901000	BANANAS & PLANTAINS, UNCKD/COOKD BY WATER, FROZEN	289,615	270,333
	COLOMBIA.....	4,555	8,007
	COSTA RICA.....	186,535	126,576
	HONDURAS.....	98,525	135,750
0811904000	PAPAYAS, UNCKD/COOKD BY WATER, FROZEN, W/NT SWEETN	4,007	7,310
	COSTA RICA.....	1,333	3,659
	DOMINICAN REPUBLIC.....	2,674	3,651
0811905000	PINEAPPLES, UNCKD/COOKD BY WATER, FROZEN, W/NT SWT	2,451	5,725
	COSTA RICA.....	2,451	5,725
0811905200	MANGOES, UNCOOKED/COOKED BY WATER, FROZEN	1,332	3,659
	COSTA RICA.....	1,332	3,659
0811905500	MELONS, UNCKD/COOKD BY WATER, FROZEN, W/NT SWEETND	1,325	2,448
	COSTA RICA.....	1,325	2,448
0811908080	FRUITS NESOI & NUTS, UNCKD/COOKD BY WATER, FROZEN	79,027	46,788
	COSTA RICA.....	6,451	16,388
	DOMINICAN REPUBLIC.....	72,576	30,400
0813404000	PEACHES, DRIED KG	2,816	2,288
	CHILE.....	2,816	2,288
0813408000	TAMARINDS, DRIED KG	93,104	73,806
	DOMINICAN REPUBLIC.....	93,104	73,806
0813500020	MIXTURES CONTAINING ONLY DRIED FRUITS OF CHAPTER 8	18,231	23,870

TABLE 2 - IMPORTS INTO PUERTO RICO FROM FOREIGN COUNTRIES  
BY COMMODITY AND COUNTRY OF ORIGIN-FISCAL YEAR 2000

COMM-CODE	COMMODITY, COUNTRY AND UNIT OF QUANTITY	QUANTITY	VALUE-\$
	THAILAND.....	18,231	23,870
	COFFEE, TEA, MATE AND SPICES..... TOTAL	8,207,500	24,645,569
0901110090	COFFEE, NESOI, NOT ROASTED, NOT DECAFFEINATED KG	1,125	7,748
	COLOMBIA.....	1,125	7,748
0901120000	COFFEE, NOT ROASTED, DECAFFEINATED KG	127,395	297,804
	CANADA.....	55,427	116,304
	ITALY.....	71,968	181,500
0901210060	COFFEE, NESOI, ROASTED, NOT DECAFFEINATED KG	7,744,143	23,198,780
	COSTA RICA.....	4,066,832	12,234,408
	DOMINICAN REPUBLIC.....	3,677,311	10,964,372
0902209000	GREEN TEA (NOT FERMENTED) NESOI KG	1,140	9,907
	INDONESIA.....	1,140	9,907
0904110040	PEPPER (GENUS PIPER) NOT CRUSHED OR GROUND, WHITE KG	17,685	23,398
	SPAIN.....	17,685	23,398
0904202000	PAPRIKA (GENUS CAPSICUM) DRIED, CRUSHED OR GROUND KG	3,630	12,200
	SPAIN.....	3,630	12,200
0904206010	BELL PEPPERS (GENUS CAPSICUM), DRIED, NOT GROUND KG	88,745	219,137
	GERMANY.....	88,745	219,137
0904208000	FRUITS OF GENUS PIMENTA INC ALLSPICE, DRD, CRD, GR KG	2,020	2,999
	DOMINICAN REPUBLIC.....	2,020	2,999
0905000000	VANILLA BEANS KG	23,945	658,463
	MADAGASCAR.....	23,545	653,683
	SPAIN.....	400	4,780
0906200000	CINNAMON & CINNAMON-TREE FLOWERS, CRUSHD OR GROUND KG	1,722	16,960
	BRAZIL.....	1,722	16,960
0909200000	SEEDS OF CORIANDER KG	39,089	41,243
	CANADA.....	16,160	7,966
	DOMINICAN REPUBLIC.....	22,929	33,277
0910102000	GINGER, NOT GROUND KG	90,560	69,377
	COSTA RICA.....	77,728	57,353
	NICARAGUA.....	12,832	12,024
0910104000	GINGER, GROUND KG	9,791	5,584
	COSTA RICA.....	7,033	3,000
	DOMINICAN REPUBLIC.....	2,758	2,584
0910910000	MIXTURES OF SPICES REFERRED TO IN NOTE 1(B) CHAP 9 KG	4,020	15,117
	SPAIN.....	4,020	15,117
0910992000	ORIGANUM (LIPPIA SPP.) CRUDE OR NOT MANUFACTURED KG	7,336	27,364
	MEXICO.....	7,336	27,364
0910996000	SPICES, NESOI KG	45,154	39,488
	BRAZIL.....	768	6,782
	COSTA RICA.....	20,653	11,160
	DOMINICAN REPUBLIC.....	20,252	12,950
	GERMANY.....	3,481	8,596
	CEREALS..... TOTAL	194,888,081	26,313,053
1001902021	RED SPRING WHEAT GRADE 2 PROTEIN CONTENT<12.9% WGT KG	95,358,798	14,013,582
	CANADA.....	95,358,798	14,013,582
1001902096	WHEAT AND MESLIN, EXCEPT SEED, NESOI KG	41,730	16,459
	CANADA.....	41,730	16,459
1004000010	OATS, SEED KG	3,755,145	354,411
	CANADA.....	3,755,145	354,411
1005100010	CORN (MAIZE) SEED, YELLOW CORN KG	71,111,851	6,242,074
	CANADA.....	71,111,851	6,242,074
1006309020	RICE, SEMI/WHOLLY MILLED, NESOI, MEDIUM GRAIN KG	24,596,584	5,679,765
	ARGENTINA.....	118,584	33,574
	CHINA, PEOPLE'S REP. (MAINLAND).....	24,478,000	5,646,191
1008900040	CEREALS, NESOI KG	23,973	6,762
	CANADA.....	23,973	6,762
	PRODUCTS OF THE MILLING INDUSTRY; MALT; STARCHES; INULIN; WHEAT GLUTEN..... TOTAL	5,187,477	4,115,691
1101000010	HARD SPRING WHEAT FLOUR KG	964,317	393,582
	CANADA.....	964,317	393,582
1101000020	DURUM WHEAT FLOUR KG	86,000	23,562
	SPAIN.....	86,000	23,562

TABLE 2 - IMPORTS INTO PUERTO RICO FROM FOREIGN COUNTRIES  
BY COMMODITY AND COUNTRY OF ORIGIN-FISCAL YEAR 2000

COMM-CODE	COMMODITY, COUNTRY AND UNIT OF QUANTITY	QUANTITY	VALUE-\$
1101000090	WHEAT OR MESLIN FLOUR, NESOI KG /	139,349	65,086
	CANADA.....	139,349	65,086
1102906000	CEREAL FLOURS OTHER THAN WHEAT OR MESLIN, NESOI KG	132,931	248,037
	DOMINICAN REPUBLIC.....	60,896	71,633
	VENEZUELA.....	72,035	176,404
1103290000	PELLETS OF CEREAL, NESOI KG	2,457,000	130,246
	BERMUDA.....	2,457,000	130,246
1104120000	GRAINS, ROLLED OR FLAKED, OF OATS KG	958,417	2,278,458
	CANADA.....	41,079	13,600
	VENEZUELA.....	917,338	2,264,858
1104220000	GRAINS WORKED (HULLD PEARLD SLICED KIBBLD) OF OATS KG	378,506	884,129
	CANADA.....	21,365	6,957
	VENEZUELA.....	357,141	877,172
1108190090	STARCHES, NESOI KG	70,957	92,591
	ITALY.....	70,957	92,591
	OIL SEEDS AND OLEAGINOUS FRUITS; MISCELLANEOUS GRAINS, SEEDS AND FRUITS; INDUSTRIAL OR MEDICINAL PLANTS; STRAW AND FODDER..... TOTAL		7,565,126
1201000090	SOYBEANS, NESOI, WHETHER OR NOT BROKEN KG	21,029,704	4,274,665
	CANADA.....	21,029,704	4,274,665
1206000069	SUNFLOWER SEEDS FOR HUMAN USE SHELLD BROKEN/OR NT KG	120,580	46,520
	TURKEY.....	120,580	46,520
1206000090	SUNFLOWER SEEDS, NESOI, WHETHER OR NOT BROKEN KG	72,167	44,060
	CANADA.....	72,167	44,060
1207400000	SESAME SEEDS, WHETHER OR NOT BROKEN KG	56,106	63,273
	DOMINICAN REPUBLIC.....	12,560	16,000
	GUATEMALA.....	21,773	24,233
	VENEZUELA.....	21,773	23,040
1208100000	FLOURS AND MEALS OF SOYBEANS KG	17,595,739	2,293,724
	CANADA.....	15,482,739	1,898,593
	TRINIDAD @ TOBAGO.....	2,113,000	395,131
1209918090	VEGETABLE SEEDS FOR SOWING, NESOI KG	1,069	4,541
	DOMINICAN REPUBLIC.....	1,069	4,541
1211908080	PLANTS & PARTS EX MINT LEAVES USED AS HERBAL TEAS KG	6,412	77,956
	SPAIN.....	6,412	77,956
1211908090	PLANTS & PARTS, NESOI, USED PRIMRLY IN PRFUMRY ETC KG	5,268	45,991
	SPAIN.....	5,268	45,991
1214100015	ALFALFA (LUCERNE) MEAL/PELLETS, NESOI, DEHYDRATED T	6,012	689,311
	CANADA.....	6,012	689,311
1214900015	HAY, NESOI, WHETHER OR NOT IN THE FORM OF PELLETS T	69	25,085
	CANADA.....	69	25,085
	LAC; GUMS, RESINS AND OTHER VEGETABLE SAPS AND EXTRACT..... TOTAL	163,468	467,136
1301200000	GUM ARABIC KG	151,006	418,831
	DENMARK.....	11,299	46,644
	FRANCE.....	137,707	366,787
	ITALY.....	2,000	5,400
1302320020	MUCILAGE & THICKENER W/N MODIFIED, FROM GUAR SEED KG	300	12,168
	DENMARK.....	300	12,168
1302320040	MUCILAGE & THICKNER W/NT MODIFIED, FROM LOCUST BEAN KG	1,100	20,280
	GERMANY.....	1,100	20,280
1302390090	MUCILAGE & THICKNER W/N MODIFIED, FRM VEG PRD NESOI KG	11,062	15,857
	DENMARK.....	113	4,056
	DOMINICAN REPUBLIC.....	10,949	11,801
	ANIMAL OR VEGETABLE FATS AND OILS AND THEIR CLEAVAGE PRODUCTS; PREPARED EDIBLE FATS; ANIMAL OR VEGETABLE WAXES..... TOTAL	3,505,760	9,699,234
	ANIMAL OR VEGETABLE FATS AND OILS AND THEIR CLEAVAGE PRODUCTS; PREPARED EDIBLE FATS; ANIMAL OR VEGETABLE WAXES..... TOTAL	3,505,760	9,699,234

TABLE 2 - IMPORTS INTO PUERTO RICO FROM FOREIGN COUNTRIES  
BY COMMODITY AND COUNTRY OF ORIGIN-FISCAL YEAR 2000

COMM-CODE	COMMODITY, COUNTRY AND UNIT OF QUANTITY	QUANTITY	VALUE-\$
1504102000	COD LIVER OIL & FRACTIONS NOT CHEMICALLY MODIFIED NETHERLANDS.....	KG 2,465	8,780
1507904020	SOYBEAN OIL, ONCE-REFINED NOT CHEMICALLY MODIFIED MEXICO.....	KG 2,760	9,384
1509102000	OLIVE OIL VIRGIN UNDER 18KG/CNTR NOT CHEM MODIFIED GREECE.....	KG 814,685	1,948,080
	ITALY.....	18,158	62,004
	PORTUGAL.....	452	2,497
	SPAIN.....	1,700	3,500
1509902000	OLIVE OIL REFINED, UNDER 18KG WTH CNTR NT CHEM MOD ITALY.....	KG 794,375	1,880,079
	SPAIN.....	2,349,548	7,126,808
1509904000	OLIVE OIL REFINED 18KG/MORE WTH CNTR NT CHEM MODIF ITALY.....	KG 61,591	161,916
	SPAIN.....	42,440	109,356
1510004000	OLIVE-RESIDUE OIL & BLENDS(1509&1510) EDIBLE <18KG ITALY.....	KG 191,833	275,679
	SPAIN.....	170,808	218,725
1512190040	SAFFLOWER OIL, REFINED, NOT CHEMICALLY MODIFIED SPAIN.....	KG 21,273	56,954
1513110000	COCONUT (COPRA) OIL, CRUDE, NOT CHEMICALLY MODIFIED PHILIPPINES.....	KG 21,273	29,878
1513190000	COCONUT (COPRA) OIL, REFINED, NT CHEMICALLY MODIFIED DOMINICAN REPUBLIC.....	KG 34,224	71,460
1515300000	CASTOR OIL/ITS FRACTIONS W/N REFINED NOT CHEM MODIF UNITED KINGDOM OF GT BRITAIN.....	KG 13,009	18,870
1518004000	ANIMAL & VEGETABLE FATS/OILS, CHEMICALLY MODIFIED FRANCE.....	KG 13,009	18,870
	MEXICO.....	4,400	9,271
		4,400	9,271
		9,972	39,108
		2,240	12,520
		7,732	26,588
	PREPARED FOODSTUFFS; BEVERAGES, SPIRITS AND VINEGAR; TOBACCO AND MANUFACTURED TOBACCO SUBSTITUTES.....	TOTAL	429,008,735
	PREPARATIONS OF MEAT, OF FISH, OR OF CRUSTACEANS, MOLLUSCS OR OTHER AQUATIC INVERTEBRATES.....	TOTAL	39,005,411
1601002010	PORK SAUSG/SIMILAR PRODUCTS FOOD PREP OF PORK CANND DENMARK.....	KG 41,565	172,507
	NETHERLANDS.....	36,117	154,909
1601002090	PORK SAUSG/SIMILR PRODUCTS FOOD PREP OF THESE NESOI DENMARK.....	KG 957,643	3,647,841
	SPAIN.....	930,630	3,483,867
1602412020	HAMS, CUTS, BONED, COOKED, AIRTIGHT CONTAINER <1KG CANADA.....	KG 27,013	163,974
1602412040	HAMS/CUTS, BONED/COOKED AIRTIGHT CNTR 1 KG OR MORE CANADA.....	KG 47,059	106,414
	DENMARK.....	47,059	106,414
	NETHERLANDS.....	154,733	492,612
	POLAND.....	21,559	53,043
1602419000	HAMS AND CUTS THEREOF NESOI, PREPARED OR PRESERVED CANADA.....	KG 106,389	332,189
	DENMARK.....	7,425	22,953
	POLAND.....	19,360	84,427
1602422020	SHOULDERS, CUTS, BONED, COOKED, AIRTIGHT CNTR <1KG NETHERLANDS.....	KG 146,307	489,949
1602422040	SHOULDER/CUT BONED/COOKED AIRTIGHT CNTR 1KG OR OV BELGIUM.....	KG 58,190	131,743
	CANADA.....	12,291	34,440
	DENMARK.....	75,826	323,766
	GERMANY.....	63,491	141,059
	NETHERLANDS.....	63,491	141,059
1602424000	SHOULDERS AND CUTS THEREOF NESOI, PREPARED, PRESVD CANADA.....	KG 4,532,059	9,899,423
1602492000	SWINE MEAT NESOI BONED/COOKED CND NO CEREAL OR VEG DENMARK.....	KG 143,719	307,279
	NETHERLANDS.....	227,419	441,243
		3,615,952	8,008,376
		21,925	42,819
		523,044	1,099,706
		45,078	73,132
		45,078	73,132
		1,317,362	2,671,545
		687,583	1,543,051
		629,779	1,128,494

TABLE 2 - IMPORTS INTO PUERTO RICO FROM FOREIGN COUNTRIES  
BY COMMODITY AND COUNTRY OF ORIGIN-FISCAL YEAR 2000

COMM-CODE	COMMODITY, COUNTRY AND UNIT OF QUANTITY	QUANTITY	VALUE-\$
1602494000	SWINE MEAT NESOI, NO CEREAL OR VEGS, PREP OR PRES DENMARK.....	KG 955,936	3,533,738
1602496000	MIXTURES OF PORK AND BEEF, PREPARED OR PRESERVED NETHERLANDS.....	KG 66,944	145,213
1602499000	MEAT OF SWINE NESOI, PREPARED OR PRESERVED DENMARK.....	KG 90,884	249,090
1602501020	CORNEB BEEF NESOI, NO CEREAL/VEG AIRTITE CNTR <1KG ARGENTINA.....	KG 4,465,716	8,746,336
	BRAZIL.....	229,018	430,765
	URUGUAY.....	4,143,520	8,154,569
1602501040	CORNEB BEEF NO CEREAL OR VEG AIRTITE CNTR 1KG, OV ARGENTINA.....	KG 378,332	518,768
	BRAZIL.....	180,860	240,468
1602502020	MEAT BOV ANML NESOI NO VEGS PREP AIRTITE CNTR <1KG ARGENTINA.....	KG 221,971	558,575
	BRAZIL.....	8,976	27,500
1604114040	SALMON, NESOI, NOT IN OIL, CANNED CHILE.....	KG 1,537	12,768
1604122000	HERRINGS, IN OIL, IN AIRTIGHT CONTAINERS CANADA.....	KG 1,537	12,768
1604131000	SMK SARDINES IN OIL CND, \$1 TIN-PLATE/\$1.10 OTHER CANADA.....	KG 8,691	20,529
	SPAIN.....	8,691	20,529
1604132000	SARDINES ETC NOT SKINND/BONED IN OIL AIRTITE CNTRS CANADA.....	KG 107,232	274,830
	SPAIN.....	6,757	15,156
	VENEZUELA.....	78,884	227,374
1604133000	SARDINES ETC SKINNED/BONED, IN OIL, AIRTIGHT CNTRS SPAIN.....	KG 21,591	32,300
1604134000	SARDINES ETC NESOI, IN CONTAINERS UNDER 225 GRAMS CANADA.....	KG 3,969	15,763
	ECUADOR.....	3,969	15,763
	SPAIN.....	206,065	226,185
	THAILAND.....	9,284	22,548
1604139000	SARDINES, ETC NESOI, PREPARED OR PRESERVED ECUADOR.....	KG 17,861	24,500
	PERU.....	3,170	7,897
	SPAIN.....	175,750	171,240
1604141000	TUNAS AND SKIPJACK, IN OIL, IN AIRTIGHT CONTAINERS SPAIN.....	KG 197,800	263,647
1604142040	TUNA NESOI ETC NO OIL AIRTITE CNTR NOV7KG NOT U.S. THAILAND.....	KG 48,960	61,600
1604143020	TUNA, ALBACORE, NO OIL AIRTIGHT CNTNR OV 7KG NESOI INDONESIA.....	KG 132,424	153,950
	SPAIN.....	16,416	48,097
	THAILAND.....	12,096	52,391
1604143040	TUNAS/SKIPJACK NESOI NO OIL AIRTITE CNTR OVER 7KG COLOMBIA.....	KG 12,096	52,391
	INDONESIA.....	16,119	22,779
	PHILIPPINES.....	114,735	153,955
	SPAIN.....	97,554	121,350
	THAILAND.....	440	2,590
1604144000	TUNAS/SKIPJACK NO OIL, NO AIRTITE CNTR, OVER 6.8KG COLOMBIA.....	KG 16,741	30,015
	ECUADOR.....	404,795	640,711
	SINGAPORE.....	18,071	20,910
1604147000	BONITO (SARDA SPP.) PREPARED OR PRESERVED, IN OIL SPAIN.....	KG 64,700	112,301
1604148000	BONITO (SARDA SPP.) PREPARED/PRESERVED, NOT IN OIL SPAIN.....	KG 112,280	181,084
1604150000	MACKEREL, PREPARED OR PRESERVED CHILE.....	KG 3,062	10,890
	SPAIN.....	206,682	315,526
1604161000	ANCHOVIES IN OIL/AIRTIGHT CONTNRS NOT OVER 3000 MT SPAIN.....	KG 22,432,734	61,200,759
1604191000	BONITO, YELLOWTAIL, POLLOCK NO OIL, AIRTIGHT CNTRS SPAIN.....	KG 3,740,956	7,475,345
1604192500	BONITO, YELLOWTAIL, POLLOCK IN OIL, AIRTIGHT CNTRS SPAIN.....	KG 18,671,778	53,690,075
		20,000	35,339
		44,455	101,008
		44,455	101,008
		280	2,910
		280	2,910
		55,059	49,224
		53,630	40,614
		1,429	8,610
		2,377	10,433
		2,377	10,433
		26,399	94,830
		26,399	94,830
		597	3,243
		597	3,243

TABLE 2 - IMPORTS INTO PUERTO RICO FROM FOREIGN COUNTRIES  
BY COMMODITY AND COUNTRY OF ORIGIN-FISCAL YEAR 2000

COMM-CODE	COMMODITY, COUNTRY AND UNIT OF QUANTITY	QUANTITY	VALUE-\$
1604193000	FISH, NESOI, IN OIL, IN AIRTIGHT CONTAINERS KG	5,561	27,576
	SPAIN.....	5,561	27,576
1604200510	PREPARED MEALS CONTAINING CRUSTACEAN/MOLLUSCS/ETC KG	756	3,096
	SPAIN.....	756	3,096
1604206010	FISH PREPARED OR PRESERVED, NESOI, PRE-COOKED & FRZN KG	21,384	69,501
	CHILE.....	21,384	69,501
1604206090	FISH PREPARED OR PRESERVED, NESOI KG	125,187	208,573
	CHINA, PEOPLE'S REP. (MAINLAND).....	19,000	25,945
	REPUBLIC OF KOREA.....	96,656	152,260
	SPAIN.....	9,531	30,368
1605102025	SNOW CRABMEAT, PREP, NESOI, IN AIRTIGHT CONTAINERS KG	9,664	26,400
	THAILAND.....	9,664	26,400
1605102040	CRABMEAT, PREPARED, NESOI, IN AIRTIGHT CONTAINERS KG	19,456	126,450
	CHILE.....	694	2,950
	THAILAND.....	800	4,700
	VENEZUELA.....	17,962	118,800
1605106090	CRABS PREPARED OR PRESERVED, NESOI KG	19,360	58,819
	SPAIN.....	19,360	58,819
1605201010	SHRIMPS AND PRAWNS, FROZEN, IN AIRTIGHT CONTAINERS KG	33,296	139,800
	THAILAND.....	33,296	139,800
1605201040	SHRIMPS AND PRAWNS, CANNED KG	11,419	48,959
	THAILAND.....	11,419	48,959
1605400500	CRUSTACEANS NESOI PRODUCT WITH FISH MEAT PREP MEAL KG	6,307	25,263
	SPAIN.....	6,307	25,263
1605401000	CRUSTACEANS, PREPARED OR PRESERVED, NESOI KG	2,374	11,018
	SPAIN.....	1,920	6,268
	UNITED KINGDOM OF GREAT BRITAIN.....	454	4,750
1605901000	CLAMS BOILED WHOLE/CHOPPED/SALTED NOV 680GRAMS GW KG	2,858	11,660
	CHILE.....	2,858	11,660
1605902000	CLAMS IN AIRTIGHT CONTAINERS, NESOI KG	5,864	20,546
	CHILE.....	1,002	4,260
	SPAIN.....	2,025	7,225
	THAILAND.....	2,837	9,061
1605906055	SQUID EXCEPT LOLIGO, PREPARED OR PRESERVED KG	253,273	795,128
	SPAIN.....	246,277	784,574
	THAILAND.....	6,996	10,554
1605906060	MOLLUSCS, AQUATIC INVERTEBRATES NESOI, PREP, PRES KG	1,334,636	4,126,979
	CHILE.....	7,121	45,158
	CHINA, PEOPLE'S REP. (MAINLAND).....	2,520	4,429
	JAMAICA.....	80,000	327,350
	PHILIPPINES.....	496,886	1,108,030
	SPAIN.....	724,932	2,568,479
	THAILAND.....	23,177	73,533
	SUGARS AND SUGAR CONFECTIONARY..... TOTAL		61,299,046
1701111000	CANE SUGAR RAW N/FLAVOR/COLOR NESOI, ADDTL US NTE 5 KG	50,929,905	22,961,321
	DOMINICAN REPUBLIC.....	50,929,905	22,961,321
1701915800	CANE/BEET SUG REF SOLID FLV/CLR, >10% SUGR, NESOI KG	51,463	71,836
	COSTA RICA.....	51,463	71,836
1701991000	CANE/BEET SUG/SUCROSE, SOLID, NESOI, ADDTL U S NOTE 5 KG	4,414,141	2,660,135
	GUATEMALA.....	374,641	406,698
	MEXICO.....	4,039,500	2,253,437
1702110000	LACTOSE & LACTOSE SYRUP, CNTN >99% LACTOSE BY WGT KG	380,000	413,964
	GERMANY.....	184,600	211,247
	NETHERLANDS.....	195,400	202,717
1702190000	LACTOSE IN SOLID FORM AND LACTOSE SYRUP KG	56,506	67,708
	NETHERLANDS.....	56,506	67,708
1702604090	FRUCTOSE/FRUCTOSE SYRUP >50% FRUCTOSE, NESOI KG	840	5,092
	FRANCE.....	840	5,092
1702909000	SUGARS/SUG SYRUPS/MALTOSE/ARTF HONEY/CARAMEL NESOI KG	514	4,179
	DOMINICAN REPUBLIC.....	514	4,179
1703105000	CANE MOLASSES, SUBJECT TO QUOTA, NESOI L	54,717,430	6,741,690
	DOMINICAN REPUBLIC.....	17,199,249	1,980,000
	EL SALVADOR.....	10,333,050	1,350,000
	GUATEMALA.....	3,444,350	450,000
	ST. CHRISTOPHER-NEVIS.....	2,082,019	132,000
	VENEZUELA.....	21,658,762	2,829,690
1703905000	MOLASSES FROM EXTRACTION/REFINING OF SUGAR, NESOI L	129,015,258	12,064,992

TABLE 2 - IMPORTS INTO PUERTO RICO FROM FOREIGN COUNTRIES  
BY COMMODITY AND COUNTRY OF ORIGIN-FISCAL YEAR 2000

COMM-CODE	COMMODITY, COUNTRY AND UNIT OF QUANTITY	QUANTITY	VALUE-\$
	COSTA RICA.....	27,529,069	918,068
	DOMINICAN REPUBLIC.....	66,032,069	8,708,450
	EL SALVADOR.....	8,232,652	477,480
	MEXICO.....	7,218,741	732,687
	ST.CHRISTOPHER-NEVIS.....	2,032,706	192,000
	VENEZUELA.....	17,970,021	1,036,307
1704100000	CHEWING GUM, WHETHER OR NOT SUGAR COATED KG	1,893,828	5,100,361
	ARGENTINA.....	3,120	5,665
	BRAZIL.....	121,775	216,914
	CANADA.....	37,487	93,326
	CHILE.....	118,698	296,610
	COLOMBIA.....	1,053,194	3,069,938
	COSTA RICA.....	18,815	30,364
	ECUADOR.....	19,477	52,675
	GUATEMALA.....	15,797	35,280
	MEXICO.....	432,132	1,067,473
	PANAMA.....	44,479	167,942
	REPUBLIC OF KOREA.....	6,546	40,837
	TRINIDAD @ TOBAGO.....	21,593	18,703
	TURKEY.....	715	4,634
1704901000	CANDIED NUTS READY FOR CONSUMPTION KG	76,176	325,481
	MEXICO.....	30,825	36,972
	SPAIN.....	45,351	288,509
1704902500	COUGH DROPS KG	124,713	272,856
	COLOMBIA.....	124,713	272,856
1704903520	CONFEC. FOR CONSMPTION, CONTN PEANUTS, RETAIL SALE KG	357,319	983,277
	ARGENTINA.....	77,233	162,434
	BRAZIL.....	18,360	41,076
	CHILE.....	4,877	9,024
	COSTA RICA.....	15,089	52,320
	MEXICO.....	15,624	16,800
	SPAIN.....	88,873	584,338
	TRINIDAD @ TOBAGO.....	137,263	117,285
1704903550	CONFECTION READY FOR CONSUMPTION,NESOI,RETAIL SALE KG	3,256,079	5,988,171
	ARGENTINA.....	213,767	442,481
	BRAZIL.....	956,934	1,126,259
	CANADA.....	21,600	46,035
	CHILE.....	15,201	37,137
	CHINA,PEOPLE'S REP.(MAINLAND).....	1,391	4,950
	COLOMBIA.....	973,010	1,267,715
	COSTA RICA.....	4,595	17,820
	ECUADOR.....	157,052	315,478
	FRANCE.....	33,993	96,077
	INDONESIA.....	62,208	266,131
	ITALY.....	7,289	22,650
	MEXICO.....	365,617	562,958
	NETHERLAND ANTIL. EXC ARUBA.....	18,624	79,547
	NETHERLANDS.....	113,356	485,673
	PERU.....	11,693	33,494
	SPAIN.....	267,362	1,146,963
	TRINIDAD @ TOBAGO.....	28,876	25,546
	TURKEY.....	1,231	7,977
	VENEZUELA.....	2,280	3,280
1704903590	CONFECTIONS READY FOR CONSUMPTION,NESOI,NOT RETAIL KG	1,646,049	3,612,717
	AUSTRALIAN ISLANDS.....	23,819	64,118
	BRAZIL.....	48,686	74,943
	COLOMBIA.....	290,553	351,047
	ECUADOR.....	1,032,115	2,076,936
	EL SALVADOR.....	3,172	4,572
	MEXICO.....	12,635	21,946
	REPUBLIC OF KOREA.....	52,807	329,993
	SPAIN.....	182,262	689,162
1704909000	SUGR CONFECTNRY NT CNTG COCOA NT RETAIL SALE NESOI KG	11,076	25,266
	ARGENTINA.....	8,384	14,880
	SPAIN.....	2,692	10,386
	COCOA AND COCOA PREPARATIONS..... TOTAL	1,377,447	2,813,014
1804000000	COCOA BUTTER, FAT AND OIL KG	54,749	216,670

TABLE 2 - IMPORTS INTO PUERTO RICO FROM FOREIGN COUNTRIES  
BY COMMODITY AND COUNTRY OF ORIGIN-FISCAL YEAR 2000

COMM-CODE	COMMODITY, COUNTRY AND UNIT OF QUANTITY	QUANTITY	VALUE-\$
	DOMINICAN REPUBLIC.....	14,749	17,257
	SPAIN.....	40,000	199,413
1805000000	COCOA POWDER, NOT SWEETENED KG	18,144	22,576
	NETHERLANDS.....	18,144	22,576
1806202090	CHOC BLOCK/SLAB 4.5 KG/> EA CNTG BUTRFT/MILK SOLID KG	2,158	7,216
	DOMINICAN REPUBLIC.....	2,158	7,216
1806205000	CHOCOLATE BULK NESOI NOT CNTN BFAT/MLK SLDS, NESOI KG	674,523	744,698
	BELGIUM.....	46,200	166,572
	DOMINICAN REPUBLIC.....	628,323	578,126
1806310041	CHOCO/COCOA PREP CONF BLK/BAR <=2KG FILLD, PEANUT KG	26,794	94,028
	DOMINICAN REPUBLIC.....	13,895	35,067
	ITALY.....	12,899	58,961
1806310049	CHOCO/COCOA PREP CONFECT BLK/BAR <=2KG FILLD,NESOI KG	95,358	455,271
	CHILE.....	1,466	5,915
	ITALY.....	86,895	403,915
	SPAIN.....	6,997	45,441
1806310080	CHOC/COCOA PREP NONCNTCTNRY BLK/BAR NTOV 2KG FILLD KG	5,548	26,588
	ITALY.....	5,548	26,588
1806329000	CHOC/COCOA PREP BAR NOT OVER 2KG NESOI EXCPT FILLD KG	51,803	155,825
	COLOMBIA.....	31,522	96,192
	DOMINICAN REPUBLIC.....	17,081	46,170
	SWITZERLAND.....	3,200	13,463
1806905500	COCOA PEPS NESOI NT/BLK/RTL>10%SUGR ADDT NTE8-CH17 KG	6,420	11,724
	COLOMBIA.....	6,420	11,724
1806905900	COCOA PRPS NESOI NT BLK/RTL>10%SUGR ADD NOTE8-CH17 KG	1,368	5,429
	SWITZERLAND.....	1,368	5,429
1806909011	COCOA PREPS,NESOI,NOT RETAIL,CONFECT,CONT PEANUTS KG	15,735	47,133
	ARGENTINA.....	2,307	4,950
	FRANCE.....	193	2,161
	MEXICO.....	13,235	40,022
1806909019	COCOA PREPS, NESOI, NOT FOR RETAIL, CONFECTIONERY KG	279,561	788,823
	BELGIUM.....	63	2,509
	BRAZIL.....	19,079	34,273
	CHILE.....	1,897	8,519
	COLOMBIA.....	123,832	315,322
	ECUADOR.....	10,148	29,684
	FRANCE.....	81,146	237,841
	GERMANY.....	15,702	55,610
	GUATEMALA.....	20,231	49,752
	ITALY.....	3,216	18,947
	SPAIN.....	4,247	36,366
1806909090	COCOA PREPS, NESOI, NOT FOR RETAIL, NESOI KG	145,286	237,033
	BRAZIL.....	9,274	15,750
	CANADA.....	90,736	83,332
	CHILE.....	6,822	16,048
	ECUADOR.....	18,658	73,370
	GREECE.....	8,496	17,715
	NETHERLANDS.....	7,992	10,440
	SPAIN.....	3,308	20,378
	PREPARATIONS OF CEREALS, FLOUR, STARCH OR MILK; BAKERS WARES..... TOTAL	12,524,033	31,840,033
1901109500	PREPS FOR INFANT USE, FOR RETAIL SALE, NESOI KG	51,438	23,533
	CANADA.....	51,438	23,533
1901207000	MIXES/DOUGH OF 1905, ADDTL NOTE 1 TO CHAP 19,NESOI KG	15,990	17,549
	CANADA.....	15,990	17,549
1901208000	MIXES/DOUGH FOR PREP OF BAKERS WARES OF 1905 NESOI KG	4,307	7,454
	CANADA.....	4,307	7,454
1901904200	MALTED MLK CNTNNG >10 % MLK SLDS ADDTL NOTE 10-CH4 KG	15,759	16,347
	CHILE.....	15,759	16,347
1901904300	MALTED MILK CONTAINING > 10 % MILK SOLIDS, NESOI KG	25,825	37,315
	CHILE.....	20,295	25,435
	MEXICO.....	5,530	11,880
1901909095	FOOD PREPARATIONS OF FLOUR/STARCH/DAIRY ETC, NESOI KG	185,750	464,517
	CANADA.....	543	2,311
	GERMANY.....	4,110	5,482
	SPAIN.....	200	3,729
	VENEZUELA.....	180,897	452,995



TABLE 2 - IMPORTS INTO PUERTO RICO FROM FOREIGN COUNTRIES  
BY COMMODITY AND COUNTRY OF ORIGIN-FISCAL YEAR 2000

COMM-CODE	COMMODITY, COUNTRY AND UNIT OF QUANTITY	QUANTITY	VALUE-\$
1902112090	EGG PASTA, NOT COOKED, OF A CTRY OTHER THAN EU. KG	119,764	125,136
	CANADA.....	119,764	125,136
1902192020	PASTA NO EGG,UNCKD,NT STFD, SBJT TO REDUCD REFUND KG	263,728	156,727
	ITALY.....	263,728	156,727
1902192090	PASTA NO EGG,UNCKD,NT STFD/OTHR PREP, NT EU CTRY KG	413,688	273,908
	CANADA.....	118,323	95,421
	DOMINICAN REPUBLIC.....	21,508	14,303
	MEXICO.....	249,341	153,384
	TURKEY.....	24,516	10,800
1902300060	PASTA, NESOI KG	227,297	146,824
	CHILE.....	209,984	135,224
	MEXICO.....	17,313	11,600
1904100040	PREP FOOD SWELLING/ROASTING CEREAL PRODUCT W/SUGAR KG	2,053,738	9,516,581
	COSTA RICA.....	68,720	152,448
	DOMINICAN REPUBLIC.....	1,733	3,371
	MEXICO.....	1,961,733	9,317,375
	TRINIDAD @ TOBAGO.....	21,552	43,387
1904100080	PREP FOOD, SWELLING/ROASTING CEREAL PROD W/O SUGAR KG	1,486,488	5,206,976
	DOMINICAN REPUBLIC.....	4,936	9,600
	MEXICO.....	1,116,633	4,281,645
	TRINIDAD @ TOBAGO.....	39,724	74,015
	VENEZUELA.....	325,195	841,716
1904900040	CEREAL NT CORN GRAIN FORM PRECOOK/OTHSW PREP NESOI KG	1,009,428	2,502,690
	SPAIN.....	8,146	34,878
	VENEZUELA.....	1,001,282	2,467,812
1905300029	SWEET BISCUITS, WAFFLES AND WAFERS, FROZEN, NESOI KG	6,828	24,446
	CANADA.....	1,838	7,824
	SPAIN.....	4,414	9,660
	SWITZERLAND.....	576	6,962
1905300041	SWEET BISCUITS,WAFFLES & WAFERS,CONT PEANUTS,NESOI KG	4,070	13,882
	VENEZUELA.....	4,070	13,882
1905300049	SWEET BISCUITS, WAFFLES AND WAFERS, NESOI KG	4,292,149	8,530,922
	ARGENTINA.....	141,097	256,708
	BELGIUM.....	222,967	701,572
	BRAZIL.....	5,220	9,645
	CANADA.....	40,334	130,153
	CHILE.....	40,488	91,312
	COLOMBIA.....	1,445,891	2,164,088
	COSTA RICA.....	73,998	112,584
	DENMARK.....	214,520	507,704
	DOMINICAN REPUBLIC.....	801,515	678,631
	ECUADOR.....	24,699	87,735
	FRANCE.....	157,480	668,879
	GREECE.....	260,396	809,430
	ITALY.....	316,080	1,404,417
	MEXICO.....	42,859	86,210
	NETHERLANDS.....	75,196	129,051
	NICARAGUA.....	17,832	19,728
	PERU.....	81,078	105,984
	PORTUGAL.....	15,578	29,815
	SPAIN.....	279,286	440,170
	UNITED KINGDOM OF GT BRITAIN.....	18,700	46,608
	VENEZUELA.....	16,935	50,498
1905400000	RUSKS, TOASTED BREAD AND SIMILAR PRODUCTS KG	106,468	230,166
	BRAZIL.....	4,268	8,860
	FRANCE.....	19,892	30,253
	SPAIN.....	82,308	191,053
1905901041	PASTRY/CAKE/SWEET BAKED PRODUCTS, PUDDINGS, FROZEN KG	112,543	282,607
	CANADA.....	8,165	20,743
	GERMANY.....	71,210	134,192
	ITALY.....	14,734	73,100
	MEXICO.....	8,051	17,129
	SPAIN.....	10,383	37,443
1905901049	BREAD/BISCUITS/OTHER BAKED PRODUCTS, FROZEN KG	449,882	767,904
	BELGIUM.....	526	2,263
	CANADA.....	5,475	18,571
	COSTA RICA.....	1,742	3,218
	DENMARK.....	5,415	15,421
	FRANCE.....	4,918	23,419

TABLE 2 - IMPORTS INTO PUERTO RICO FROM FOREIGN COUNTRIES  
BY COMMODITY AND COUNTRY OF ORIGIN-FISCAL YEAR 2000

COMM-CODE	COMMODITY, COUNTRY AND UNIT OF QUANTITY	QUANTITY	VALUE-\$
	GERMANY.....	349,831	557,367
	GUATEMALA.....	10,230	17,434
	ITALY.....	3,930	17,010
	SPAIN.....	67,815	113,201
1905901050	PASTRY/CAKES/PUDDINGS W/NT CONT CHOC/FRUIT/NUT ETC KG	46,795	129,831
	ARGENTINA.....	3,474	6,072
	DENMARK.....	11,935	44,966
	SPAIN.....	29,634	61,601
	SWITZERLAND.....	1,752	17,192
1905901070	BREAD, NESOI KG	141,020	182,920
	COSTA RICA.....	86,073	62,903
	ITALY.....	19,900	67,463
	SPAIN.....	35,047	52,554
1905901090	BISCUITS/OTHER SIMILAR BAKED PRODUCTS, NESOI KG	1,267,550	2,470,804
	ARGENTINA.....	9,118	16,412
	BELGIUM.....	8,363	50,166
	BRAZIL.....	23,400	75,392
	CHILE.....	47,817	118,668
	COLOMBIA.....	12,135	15,682
	DENMARK.....	438,554	1,001,603
	DOMINICAN REPUBLIC.....	12,899	18,354
	ECUADOR.....	9,474	35,697
	FRANCE.....	1,170	7,116
	ITALY.....	10,566	42,154
	PORTUGAL.....	18,837	38,502
	SPAIN.....	119,000	199,972
	UNITED KINGDOM OF GT BRITAIN.....	2,807	10,620
	VENEZUELA.....	553,410	840,466
1905909030	CORN CHIPS AND SIMILAR CRISP SAVORY SNACK FOODS KG	211,972	623,984
	MEXICO.....	11,261	24,445
	TRINIDAD @ TOBAGO.....	80,863	298,806
	VENEZUELA.....	119,848	300,733
1905909090	COMMUNION/SEALING WAFER RICE PPR EMPTY CAPSULE ETC KG	11,556	87,010
	BELGIUM.....	536	43,517
	CANADA.....	2,097	5,290
	JAPAN.....	1,680	29,680
	VENEZUELA.....	7,243	8,523
	PREPARATIONS OF VEGETABLES, FRUIT, NUTS, OR OTHER PARTS OF PLANTS..... TOTAL		52,957,143
2001901000	CAPERS PREP/PRES VINEGAR/ACETIC ACID CNTR OV 3.4KG KG	4,356	25,757
	SPAIN.....	4,356	25,757
2001902000	CAPERS PREP/PRES VINEGAR/ACETIC ACID CNTR 3.4KG/< KG	55,862	187,180
	SPAIN.....	55,862	187,180
2001903500	PIMIENTOS, PREPARD/PRESERVD BY VINEGAR/ACETIC ACID KG	629,162	871,015
	SPAIN.....	629,162	871,015
2001903900	VEGETABLES NESOI, PREP/PRES BY VINEGAR/ACETIC ACID KG	492,105	740,094
	PERU.....	231,470	198,451
	SPAIN.....	260,635	541,643
2002100080	TOMATOES PREP/PRES IN CNTRS 1.4KG OR MORE, NESOI KG	53,580	23,741
	SPAIN.....	53,580	23,741
2002908010	TOMATO PASTE IN CONTAINERS HOLDING LESS THAN 1.4KG KG	37,126	34,928
	CHILE.....	37,126	34,928
2002908020	TOMATO PASTE, IN CONTAINERS HOLDING 1.4 KG OR MORE KG	750,581	541,687
	CHILE.....	37,656	33,217
	PERU.....	712,925	508,470
2002908050	TOMATOES NESOI PREP/PRES EX BY VINEGAR/ACETIC ACID KG	302,974	223,338
	CHILE.....	74,368	60,034
	DOMINICAN REPUBLIC.....	159,666	119,200
	ITALY.....	68,940	44,104
2003100031	MUSHROOMS SLICED PREP/PRES NESOI CNTR NOT OV 225 G KG	20,000	36,000
	MEXICO.....	20,000	36,000
2003100037	MUSHROOMS NESOI, PREP/PRES NESOI CTRS NOT OV 225 G KG	2,200	2,350
	SPAIN.....	2,200	2,350
2003100043	MUSHROOMS WHOLE/BUTTON PREP/PRES NESOI CTR OV 225G KG	899	2,329
	SPAIN.....	899	2,329
2003100053	MUSHROOMS NESOI, PREP/PRES NESOI, CNTRS OVER 225 G KG	123,218	164,573
	BELGIUM.....	9,916	20,619

TABLE 2 - IMPORTS INTO PUERTO RICO FROM FOREIGN COUNTRIES  
BY COMMODITY AND COUNTRY OF ORIGIN-FISCAL YEAR 2000

COMM-CODE	COMMODITY, COUNTRY AND UNIT OF QUANTITY	QUANTITY	VALUE-\$
	NETHERLANDS.....	32,962	61,004
	SPAIN.....	80,340	82,950
2004108020	POTATOES, FRENCH FRIED, FROZEN KG	21,578,726	13,081,800
	CANADA.....	21,492,851	13,033,097
	NETHERLANDS.....	85,875	48,703
2004108040	POTATOES (EX FRENCH FRIES) PREP/PRES NESOI, FROZEN KG	253,035	164,214
	NETHERLANDS.....	253,035	164,214
2004901000	ANTIPASTO, PREPARED OR PRESERVED NESOI, FROZEN KG	2,005	6,275
	GREECE.....	858	2,304
	SPAIN.....	1,147	3,971
2004909060	PEAS, PREPARED OR PRESERVED NESOI, FROZEN KG	16,909	44,900
	ECUADOR.....	16,909	44,900
2004909080	VEGETABLES INCL MIXTURES NESOI PREP/PRES NESOI FRZ KG	109,691	135,481
	CANADA.....	21,319	12,705
	COSTA RICA.....	10,959	7,244
	DOMINICAN REPUBLIC.....	10,750	20,145
	PERU.....	66,663	95,387
2005400000	PEAS (PISUM SATIVUM) PREP/PRES NESOI, NOT FROZEN KG	4,061,033	3,666,687
	DOMINICAN REPUBLIC.....	1,405,087	1,346,809
	ECUADOR.....	2,051,218	1,721,700
	PERU.....	604,728	598,178
2005514040	BEANS NESOI, SHELLED, PREP/PRES NESOI, NOT FROZEN KG	7,724	7,424
	MEXICO.....	7,403	5,296
	SPAIN.....	321	2,128
2005600000	ASPARAGUS, PREPARED OR PRESERVED NESOI, NOT FROZEN KG	31,858	73,551
	SPAIN.....	31,858	73,551
2005701200	OLIVE, GREEN, NOT PITTED, IN SALINE, NESOI, NT FRZ KG	124,755	265,572
	GREECE.....	1,150	3,389
	SPAIN.....	123,605	262,183
2005702520	OLIVE GREEN WHOLE STUFFED CTR OVER 8 KG, IN SALINE KG	38,329	69,367
	SPAIN.....	38,329	69,367
2005702540	OLIVE GREEN WHOLE PITTD CNTR LESS THAN 8 KG SALINE KG	197,170	408,355
	GREECE.....	39,739	97,776
	SPAIN.....	157,431	310,579
2005702550	OLIVE GREEN WHOLE STUFFD CNTR LESS THAN 8KG SALINE KG	728,520	1,677,068
	GREECE.....	33,361	88,464
	SPAIN.....	695,159	1,588,604
2005702560	OLIVE GREEN BROKEN/SLICD/SALAD LESS THAN 8KG SALIN KG	576,451	1,208,615
	SPAIN.....	576,451	1,208,615
2005705060	OLIVE NT GREEN NT PITTD CANNED NT OV .3 KG, SALINE KG	2,162	5,832
	SPAIN.....	2,162	5,832
2005706020	OLIVES NT GREEN WHOLE PITTED CANNED OV .3KG SALINE KG	3,459	5,008
	SPAIN.....	3,459	5,008
2005706030	OLIVE NT GREEN WHOLE PITTED CANNED .3 KG <, SALINE KG	552	2,832
	SPAIN.....	552	2,832
2005706050	OLIVES NOT GREEN, SLICED CANNED IN SALINE SOLUTION KG	5,766	8,614
	SPAIN.....	5,766	8,614
2005706060	OLIVES NOT GREEN CHOPPED/MINCED, CANNED, IN SALINE KG	23,791	41,634
	SPAIN.....	23,791	41,634
2005706070	OLIVES NT GREEN, WEDGED OR BROKEN CANNED IN SALINE KG	1,918	4,462
	SPAIN.....	1,918	4,462
2005709700	OTHER VEGE, OTHERWISE PREP/PRES, NOT FROZEN, NESOI KG	8,042	22,936
	SPAIN.....	8,042	22,936
2005800000	SWEET CORN, PREPARED/PRESERVED NESOI, NOT FROZEN KG	13,525	7,629
	CANADA.....	13,525	7,629
2005905020	PIMENTOS(CAPSICUM ETC)PREP/PRES NESOI CTR NOV 227G KG	988,390	1,179,594
	MEXICO.....	12,055	9,924
	SPAIN.....	976,335	1,169,670
2005905040	PIMENTOS(CAPSICUM ETC)PREP/PRES NESOI CTRS OV 227G KG	1,265,188	1,343,168
	GREECE.....	12,480	17,760
	SPAIN.....	1,252,708	1,325,408
2005908000	ARTICHOKES, PREPARED/PRESERVED NESOI, NOT FROZEN KG	15,447	25,040
	SPAIN.....	15,447	25,040
2005909700	VEGETBLES INC MIXTURES NESOI PREP/PRES NESOI NT FZ KG	1,421,595	1,722,447
	CANADA.....	8,591	4,845
	COLOMBIA.....	22,500	17,730
	DOMINICAN REPUBLIC.....	44,633	62,000
	ECUADOR.....	811,952	752,275
	PERU.....	97,956	103,740

TABLE 2 - IMPORTS INTO PUERTO RICO FROM FOREIGN COUNTRIES  
BY COMMODITY AND COUNTRY OF ORIGIN-FISCAL YEAR 2000

COMM-CODE	COMMODITY, COUNTRY AND UNIT OF QUANTITY	QUANTITY	VALUE-\$
	SPAIN.....	435,963	781,857
2006005000	MIXTURES OF FRUIT, NUTS & PLANT PRTS PRES BY SUGAR KG	62,038	83,567
	DOMINICAN REPUBLIC.....	14,141	21,875
	MEXICO.....	44,642	57,005
	SPAIN.....	3,255	4,687
2006006000	CITRUS FRUIT; FRUIT PEEL INC CITRUS, PRES BY SUGAR KG	102,499	95,339
	DOMINICAN REPUBLIC.....	89,950	76,938
	SPAIN.....	12,549	18,401
2006007000	FRUIT AND NUTS, NESOI, PRESERVED BY SUGAR KG	13,932	20,582
	SPAIN.....	13,932	20,582
2006009000	PARTS OF PLANTS, EDIBLE, PRESERVED BY SUGAR KG	6,524	5,109
	COSTA RICA.....	6,524	5,109
2007100000	HOMOGENIZED PREPARATNS OF FRUIT (SUBHEADNG NOTE 2) KG	245,169	483,091
	COSTA RICA.....	245,169	483,091
2007914000	ORANGE MARMALADE KG	17,884	24,026
	DOMINICAN REPUBLIC.....	17,319	20,881
	SWITZERLAND.....	565	3,145
2007990500	LINGONBERRY AND RASPBERRY JAMS KG	2,012	8,364
	SWITZERLAND.....	2,012	8,364
2007991000	STRAWBERRY JAMS KG	18,063	43,887
	DENMARK.....	11,485	18,841
	SWITZERLAND.....	6,578	25,046
2007992000	APRICOT JAMS KG	517	2,896
	SWITZERLAND.....	517	2,896
2007992500	CHERRY JAMS KG	6,463	13,757
	DENMARK.....	5,202	6,830
	SWITZERLAND.....	1,261	6,927
2007993000	GUAVA JAMS KG	133,732	113,780
	BRAZIL.....	18,564	19,952
	COSTA RICA.....	96,393	78,190
	GUATEMALA.....	18,775	15,638
2007994000	PINEAPPLE JAMS KG	16,649	28,093
	DENMARK.....	16,649	28,093
2007994500	JAMS, NESOI KG	37,391	43,955
	DENMARK.....	9,502	15,674
	DOMINICAN REPUBLIC.....	27,889	28,281
2007994800	APPLE, QUINCE & PEAR PASTES & PUREE, COOKED W/N SW KG	88,530	53,585
	REP. OF SOUTH AFRICA.....	88,530	53,585
2007995010	GUAVA PASTES AND PUREE, COOKED PREP WTHR/NOT SWTND KG	1,052,124	1,008,686
	BRAZIL.....	636,364	607,017
	COLOMBIA.....	170,834	130,660
	DOMINICAN REPUBLIC.....	82,821	76,652
	ECUADOR.....	162,105	194,357
2007996500	FRUIT OR NUT PASTES AND PUREE NESOI, COOKED W/N SW KG	90,064	84,319
	BRAZIL.....	18,564	23,819
	DOMINICAN REPUBLIC.....	19,958	21,120
	ECUADOR.....	18,407	7,011
	INDONESIA.....	17,160	15,816
	PHILIPPINES.....	15,975	16,553
2007997500	FRUIT JELLIES OTHER CURRANT OR BERRY KG	146,625	141,146
	COSTA RICA.....	76,891	68,055
	DENMARK.....	1,274	4,140
	DOMINICAN REPUBLIC.....	61,815	54,679
	SPAIN.....	605	2,043
	SWITZERLAND.....	6,040	12,229
2008191500	COCONUTS, PREPARED OR PRESERVED NESOI KG	382,644	477,311
	DOMINICAN REPUBLIC.....	220,585	291,606
	PHILIPPINES.....	139,572	157,625
	TRINIDAD @ TOBAGO.....	22,487	28,080
2008192500	PECANS, PREPARED OR PRESERVED NESOI KG	250	2,015
	SPAIN.....	250	2,015
2008194000	ALMONDS, PREPARED OR PRESERVED NESOI KG	1,873	11,847
	SPAIN.....	1,873	11,847
2008199010	MACADAMIA NUTS, PREPARED OR PRESERVED NESOI KG	2,476	22,543
	COSTA RICA.....	2,476	22,543
2008200010	PINEAPPLES PREPARED/PRESERVD CNTNG CANE/BEET SUGAR KG	420,909	252,220
	INDONESIA.....	240,066	162,748
	REP. OF SOUTH AFRICA.....	162,643	79,472
	SINGAPORE.....	18,200	10,000

TABLE 2 - IMPORTS INTO PUERTO RICO FROM FOREIGN COUNTRIES  
BY COMMODITY AND COUNTRY OF ORIGIN-FISCAL YEAR 2000

COMM-CODE	COMMODITY, COUNTRY AND UNIT OF QUANTITY	QUANTITY	VALUE-\$
2008200090	PINEAPPLES, PREPARED OR PRESERVED, NESOI KG	161,216	115,155
	ECUADOR.....	3,086	2,796
	INDONESIA.....	18,720	13,200
	MEXICO.....	7,877	10,103
	REP. OF SOUTH AFRICA.....	86,870	65,737
	THAILAND.....	44,663	23,319
2008304000	ORANGES, PREPARED OR PRESERVED NESOI KG	16,069	24,736
	DOMINICAN REPUBLIC.....	13,889	21,384
	MEXICO.....	2,180	3,352
2008304210	SATSUMAS IN AIRTIGHT CNTR QUAN <40000MT, CONT SUGR KG	45,743	30,838
	CHINA, PEOPLE'S REP.(MAINLAND).....	36,230	21,000
	SPAIN.....	9,513	9,838
2008304600	MANDARINS, SATSUMAS, IN AIRTIGHT CONTAINERS, NESOI KG	100,613	69,402
	CHINA, PEOPLE'S REP.(MAINLAND).....	33,649	21,789
	SPAIN.....	66,964	47,613
2008307000	GRAPEFRUIT, PREPARED OR PRESERVED NESOI KG	11,791	16,113
	MEXICO.....	11,791	16,113
2008400040	PEARS, PREP/PRES NESOI, IN CNTRS OF 1.4 KG OR MORE KG	13,236	15,483
	REP. OF SOUTH AFRICA.....	6,662	10,233
	SPAIN.....	6,574	5,250
2008700020	PEACHES, PREP/PRES NESOI, CNTRS LESS THAN 1.4KG EA KG	27,364	19,238
	REP. OF SOUTH AFRICA.....	2,221	3,411
	SPAIN.....	25,143	15,827
2008700040	PEACHES, PREP/PRES NESOI, CNTRS 1.4KG OR MORE EACH KG	1,206,120	733,926
	ARGENTINA.....	31,852	41,841
	CHILE.....	693,799	407,403
	GREECE.....	404,602	238,861
	SPAIN.....	75,867	45,821
2008800000	STRAWBERRIES, PREPARED OR PRESERVED NESOI KG	950	2,110
	SPAIN.....	950	2,110
2008910000	PALM HEARTS, PREPARED OR PRESERVED NESOI KG	11,431	22,100
	BRAZIL.....	11,431	22,100
2008921040	FRUIT/NUT/PLANT MXTRS CANNED NO APRICOT CITRUS ETC KG	155,736	109,175
	ECUADOR.....	5,110	4,886
	SPAIN.....	22,300	17,500
	THAILAND.....	128,326	86,789
2008929030	FRUIT MXTRS WITH PEACH/PEAR PACKD IN LIQ CAN <1.4K KG	4,442	7,507
	REP. OF SOUTH AFRICA.....	4,442	7,507
2008929035	FRUIT MXTRS WITH PEACH/PEAR PACKD IN LIQ CAN >1.4K KG	36,288	27,701
	SPAIN.....	36,288	27,701
2008929050	FRUIT MXTRS NESOI PACKD IN LIQUID IN AIRTIGHT CTNR KG	128,719	115,407
	REP. OF SOUTH AFRICA.....	128,719	115,407
2008991500	BANANAS EXCEPT PULP, PREPARED OR PRESERVED NESOI KG	1,340,313	1,872,084
	COLOMBIA.....	32,070	35,323
	COSTA RICA.....	46,222	49,970
	DOMINICAN REPUBLIC.....	16,226	17,080
	ECUADOR.....	911,144	1,130,664
	HONDURAS.....	315,136	607,999
	PANAMA.....	19,515	31,048
2008992300	CASHEW APPLE MAMEYES COLORADOS ETC PREP/PRES NESOI KG	65,364	75,026
	DOMINICAN REPUBLIC.....	65,364	75,026
2008993000	GUAVAS, PREPARED OR PRESERVED NESOI KG	1,078,636	782,978
	BRAZIL.....	114,262	87,445
	COSTA RICA.....	362,044	271,077
	DOMINICAN REPUBLIC.....	580,775	414,358
	FAROE ISLANDS.....	21,555	10,098
2008994000	MANGOES, PREPARED OR PRESERVED NESOI KG	405,597	280,246
	DOMINICAN REPUBLIC.....	392,792	265,110
	MEXICO.....	8,455	11,636
	THAILAND.....	4,350	3,500
2008994500	PAPAYA PULP, PREPARED OR PRESERVED NESOI KG	59,059	56,716
	DOMINICAN REPUBLIC.....	59,059	56,716
2008995000	PAPAYAS EXCEPT PULP, PREPARED OR PRESERVED NESOI KG	443,546	425,354
	BRAZIL.....	4,599	3,675
	DOMINICAN REPUBLIC.....	376,112	372,844
	MEXICO.....	15,029	17,152
	PHILIPPINES.....	47,806	31,683
2008996500	CASSAVA (MANIOC), PREPARED OR PRESERVED, NESOI KG	139,794	117,536
	COSTA RICA.....	139,794	117,536

TABLE 2 - IMPORTS INTO PUERTO RICO FROM FOREIGN COUNTRIES  
BY COMMODITY AND COUNTRY OF ORIGIN-FISCAL YEAR 2000

COMM-CODE	COMMODITY, COUNTRY AND UNIT OF QUANTITY	QUANTITY	VALUE-\$
2008998000	FRUIT PULP NESOI, PREPARED OR PRESERVED NESOI KG	1,115,562	977,402
	ARGENTINA.....	39,156	46,882
	BRAZIL.....	143,510	108,767
	CHILE.....	173,249	111,192
	COLOMBIA.....	19,592	19,890
	DOMINICAN REPUBLIC.....	500,295	483,037
	INDONESIA.....	239,760	207,634
2008999090	FRUIT NUTS & EDBLE PLANT PRTS PREPARED/PRESVD NESOI KG	1,488,593	1,778,520
	COLOMBIA.....	29,537	30,335
	COSTA RICA.....	61,754	67,707
	DOMINICAN REPUBLIC.....	66,092	83,018
	ECUADOR.....	1,170,294	1,302,056
	HONDURAS.....	126,684	251,857
	PANAMA.....	30,762	40,917
	THAILAND.....	3,470	2,630
2009110060	ORANGE JUICE UNFERMNTD FROZEN CNTRS OVER 3.785L L	14,543,434	4,126,921
	BELIZE.....	7,296,073	1,871,004
	BRAZIL.....	1,800,427	462,087
	COSTA RICA.....	2,707,030	791,898
	ECUADOR.....	130,548	80,184
	HONDURAS.....	2,023,365	674,367
	JAMAICA.....	486,513	225,274
	MEXICO.....	41,189	10,257
	PERU.....	58,289	11,850
2009192500	ORANGE JUICE UNFERMNTD NOT FROZ NOT CONCENTRTD ETC L	701,171	307,414
	BRAZIL.....	150,824	61,170
	COSTA RICA.....	163,512	81,232
	DOMINICAN REPUBLIC.....	386,835	165,012
2009194500	ORANGE JUICE, UNFERMENTED, NOT FROZEN, NESOI L	789,765	276,707
	BELGIUM.....	2,223	2,516
	CANADA.....	390	7,892
	DOMINICAN REPUBLIC.....	787,152	266,299
2009202000	GRAPEFRUIT JUICE UNFERMENTED NOT CONCENTRATED ETC. L	4,222	4,303
	DOMINICAN REPUBLIC.....	4,222	4,303
2009204020	GRAPEFRUIT JUICE, UNFERMENTED, NESOI, FROZEN L	192,721	60,328
	DOMINICAN REPUBLIC.....	192,721	60,328
2009204040	GRAPEFRUIT JUICE, UNFERMENTED, NESOI, NOT FROZEN L	233,777	81,116
	DOMINICAN REPUBLIC.....	233,777	81,116
2009302040	LIME JUICE, UNFERMENTED, NESOI, CONCENTRATED L	26,143	3,758
	MEXICO.....	26,143	3,758
2009304000	CITRUS JUICE SINGLE FRUIT UNFERMNTD NESOI NT CNCND L	29,144	30,262
	BRAZIL.....	29,144	30,262
2009306020	LEMON JUICE, UNFERMENTED, CONCENTRATED, FROZEN L	6,998	7,362
	COLOMBIA.....	6,998	7,362
2009306060	CITRUS JUICE SINGLE FRUIT UNFERMNTD NESOI CONCENTD L	19,117	40,008
	DOMINICAN REPUBLIC.....	19,117	40,008
2009402000	PINEAPPLE JUICE UNFERMNTD NOT CNCNTRD OR NOV 3.5 CN L	102,039	96,695
	DOMINICAN REPUBLIC.....	73,315	74,695
	PHILIPPINES.....	28,724	22,000
2009404020	PINEAPPLE JUICE, UNFERMENTED, NESOI, FROZEN L	1,446,750	299,331
	COSTA RICA.....	76,646	25,665
	MEXICO.....	134,760	45,037
	PERU.....	119,236	19,685
	PHILIPPINES.....	235,074	45,540
	THAILAND.....	881,034	163,404
2009404040	PINEAPPLE JUICE, UNFERMENTED, NESOI, NOT FROZEN L	10,278,613	2,645,294
	BRAZIL.....	2,747,001	843,978
	DOMINICAN REPUBLIC.....	120,953	80,618
	HONG KONG.....	156,716	30,360
	INDONESIA.....	99,091	12,460
	PHILIPPINES.....	1,241,354	364,028
	THAILAND.....	5,913,498	1,313,850
2009600020	GRAPE JUICE & MUST, UNFERMENTED, NOT CONCENTRATED L	177,007	142,954
	DOMINICAN REPUBLIC.....	177,007	142,954
2009600040	GRAPE JUICE & MUST UNFERMNTD CONCENTRATED FROZEN L	265,791	168,673
	BRAZIL.....	265,791	168,673
2009600060	GRAPE JUICE & MUST UNFERMNTD CONCENTRTD NOT FROZEN L	3,375,882	1,739,711
	ARGENTINA.....	1,948,104	781,977
	BRAZIL.....	698,429	491,503

TABLE 2 - IMPORTS INTO PUERTO RICO FROM FOREIGN COUNTRIES  
BY COMMODITY AND COUNTRY OF ORIGIN-FISCAL YEAR 2000

COMM-CODE	COMMODITY, COUNTRY AND UNIT OF QUANTITY	QUANTITY	VALUE-\$
	CHILE.....	120,355	52,280
	DOMINICAN REPUBLIC.....	25,730	68,600
	ITALY.....	523,310	314,157
	SPAIN.....	59,954	31,194
2009700010	APPLE JUICE, UNFERMENTED, CONCENTRATED, FROZEN L	147,864	42,531
	BRAZIL.....	55,843	18,725
	CHILE.....	92,021	23,806
2009700020	APPLE JUICE, UNFERMENTED, CONCENTRATED, NOT FROZEN L	826,067	155,269
	ARGENTINA.....	432,849	72,048
	CHINA, PEOPLE'S REP. (MAINLAND).....	384,349	68,241
	DOMINICAN REPUBLIC.....	8,869	14,980
2009700090	APPLE JUICE, UNFERMENTED, NOT CONCENTRATED L	411,289	301,562
	DOMINICAN REPUBLIC.....	26,199	20,240
	MEXICO.....	5,955	4,142
	SPAIN.....	379,135	277,180
2009802000	PEAR JUICE, UNFERMENTED L	44,050	26,682
	BELGIUM.....	6,715	4,905
	CHILE.....	33,907	19,305
	MEXICO.....	3,428	2,472
2009806090	JUICE OF ANY OTHER SINGLE FRUIT UNFERMENTED, NESOI L	7,008,381	3,391,274
	ARGENTINA.....	317,394	145,442
	BELGIUM.....	20,394	19,567
	BRAZIL.....	3,394,168	1,580,095
	CHILE.....	288,774	113,418
	COLOMBIA.....	251,570	280,986
	COSTA RICA.....	30,972	74,678
	DOMINICAN REPUBLIC.....	1,404,811	249,546
	ECUADOR.....	1,060,093	683,523
	MEXICO.....	56,981	40,795
	PERU.....	157,144	171,350
	PHILIPPINES.....	24,415	27,989
	SPAIN.....	1,665	3,885
2009904000	MIXTURES OF FRUIT JUICES, UNFERMENTED L	377,429	282,620
	CANADA.....	36,425	24,599
	DOMINICAN REPUBLIC.....	313,157	237,880
	MEXICO.....	27,847	20,141
	MISCELLANEOUS EDIBLE PREPARATIONS..... TOTAL	10,929,405	17,946,733
2101112126	INSTANT COFFEE, N/FLAVORED N/DECAF FOR RETAIL SALE KG	88,082	697,330
	COLOMBIA.....	18,819	100,730
	MEXICO.....	69,263	596,600
2101112131	INSTANT COFFEE, N/FLAVORED, DECAF, FOR RETAIL SALE KG	79,558	771,210
	COLOMBIA.....	18,577	96,091
	MEXICO.....	60,981	675,119
2101205800	PREP BASE TEA/MATE ETC, CONTAIN >10% SUGAR, NESOI KG	101,602	145,746
	COSTA RICA.....	101,602	145,746
2102100000	YEASTS, ACTIVE KG	369,269	938,713
	CANADA.....	18,144	50,000
	MEXICO.....	336,245	860,590
	UNITED KINGDOM OF GT BRITAIN.....	14,880	28,123
2102202000	YEASTS, INACTIVE (EXCEPT DRIED BREWERS' YEAST) KG	37,270	98,433
	MEXICO.....	37,270	98,433
2102300000	BAKING POWDERS, PREPARED KG	71,780	239,370
	MEXICO.....	71,780	239,370
2103204020	TOMATO SAUCES NESOI IN CONTAINERS LESS THAN 1.4 KG KG	1,831,794	1,295,244
	CANADA.....	1,815	3,600
	DOMINICAN REPUBLIC.....	1,827,729	1,289,514
	ITALY.....	2,250	2,130
2103204040	TOMATO SAUCES NESOI CONTNRS HOLDING 1.4 KG OR MORE KG	31,911	24,989
	CANADA.....	11,953	10,089
	DOMINICAN REPUBLIC.....	19,958	14,900
2103908000	MIXED CONDIMENTS/SEASONINGS, NESOI KG	5,676	18,659
	COSTA RICA.....	1,310	4,752
	SPAIN.....	4,366	13,907
2103909060	OTHER SAUCES AND PREPARATIONS, NESOI KG	124,329	167,979
	ARGENTINA.....	9,207	24,480
	COLOMBIA.....	2,520	4,752
	COSTA RICA.....	30,921	79,337

TABLE 2 - IMPORTS INTO PUERTO RICO FROM FOREIGN COUNTRIES  
BY COMMODITY AND COUNTRY OF ORIGIN-FISCAL YEAR 2000

COMM-CODE	COMMODITY, COUNTRY AND UNIT OF QUANTITY	QUANTITY	VALUE-\$
	ITALY.....	54,214	21,993
	MEXICO.....	25,015	25,334
	SWITZERLAND.....	2,452	12,083
2104100020	SOUPS, BROTHS AND PREPARATIONS THEREOF, DRIED KG	189,276	610,206
	COSTA RICA.....	2,805	4,114
	DOMINICAN REPUBLIC.....	133,864	387,739
	GUATEMALA.....	4,616	11,396
	JAPAN.....	3,300	33,817
	SPAIN.....	19,365	68,356
	SWITZERLAND.....	16,293	82,607
	VENEZUELA.....	9,033	22,177
2104100040	SOUPS/BROTHS/PREPS OF, BASED ON FISH/SEAFO, NT DRD KG	1,811	7,700
	CHILE.....	1,811	7,700
2104100060	SOUPS, BROTHS & PREPS THEREOF, NESOI, EX DRIED KG	73,739	229,601
	ECUADOR.....	21,241	48,855
	SPAIN.....	52,498	180,746
2104200000	HOMOGENIZED COMPOSITE FOOD PREPARATIONS (NOTE 3) KG	902	3,832
	CHILE.....	902	3,832
2105001000	ICE CREAM, SEE ADDTL U. S. NOTE 5 TO THIS CHAPTER KG	35,657	65,332
	CANADA.....	31,343	60,012
	DOMINICAN REPUBLIC.....	4,314	5,320
2105002000	ICE CREAM, WHETHER OR NOT CONTAINING COCOA, NESOI KG	47,266	169,396
	CANADA.....	44,266	166,158
	DOMINICAN REPUBLIC.....	3,000	3,238
2105005000	EDIBLE ICE EXCEPT ICE CREAM, NESOI KG	42,419	42,404
	DOMINICAN REPUBLIC.....	42,419	42,404
2106100000	PROTEIN CONCENTRATES & TEXTURED PROTEIN SUBSTANCES KG	12,000	6,600
	BRAZIL.....	12,000	6,600
2106905830	FOOD PREP OF GELATIN, FOR RETAIL CONT SUGAR KG	237,913	548,921
	PANAMA.....	237,913	548,921
2106906600	FOOD PREPS NESOI,>10% MLK SOLID-DAIRY PRODC,T,NESOI KG	600	2,628
	SWITZERLAND.....	600	2,628
2106909500	FOOD PREPS NESOI,10%<MLK,>10% SUGR,NTE8-CH17,NESOI KG	3,347	6,889
	PANAMA.....	3,347	6,889
2106909700	FOOD PREP, NESOI, CONTNG 10% OR LESS MILK, NESOI KG	19,968	43,073
	PANAMA.....	19,968	43,073
2106909972	PREPS FOR MFG BEVERAGE, NESOI, CONTAINING SUGAR KG	5,702,761	8,741,268
	CANADA.....	68,106	68,312
	DOMINICAN REPUBLIC.....	5,632,705	8,666,706
	GUATEMALA.....	1,950	6,250
2106909973	PREPARATIONS FOR MANUFACTURE OF BEVERAGES NESOI KG	219,822	337,985
	COSTA RICA.....	209,857	284,876
	DOMINICAN REPUBLIC.....	5,530	9,300
	MEXICO.....	4,435	43,809
2106909990	FOOD PREPARATIONS, NESOI, CANNED KG	908,637	1,309,604
	BARBADOS.....	1,493	4,766
	DOMINICAN REPUBLIC.....	907,144	1,304,838
2106909995	FOOD PREPARATIONS, NESOI, FROZEN KG	540	4,433
	SPAIN.....	540	4,433
2106909997	FOOD PREPS NESOI CNTG SUGAR OF CANE/BEETS NT CN/FZ KG	4,159	13,335
	MEXICO.....	4,159	13,335
2106909998	FOOD PREPARATIONS NESOI, NOT CANNED OR FROZEN KG	687,317	1,405,853
	COSTA RICA.....	505,837	989,075
	DOMINICAN REPUBLIC.....	98,939	144,547
	FRANCE.....	26,460	122,775
	GUATEMALA.....	4,560	13,750
	IRELAND.....	19,635	38,464
	MEXICO.....	9,675	38,445
	SPAIN.....	294	3,585
	THAILAND.....	21,604	19,140
	VENEZUELA.....	313	36,072
	BEVERAGES, SPIRITS AND VINEGAR..... TOTAL		127,339,528
2201100000	WATER, MINERAL & AERATED NATRL/ARTFCL NT SWTN/FLAV L	4,409,297	2,256,354
	BELGIUM.....	112,202	31,340
	CANADA.....	740,246	240,214
	DOMINICAN REPUBLIC.....	175,080	85,428
	FRANCE.....	2,298,137	1,515,417



TABLE 2 - IMPORTS INTO PUERTO RICO FROM FOREIGN COUNTRIES  
BY COMMODITY AND COUNTRY OF ORIGIN-FISCAL YEAR 2000

COMM-CODE	COMMODITY, COUNTRY AND UNIT OF QUANTITY	QUANTITY	VALUE-\$
	GERMANY.....	22,034	8,684
	IRELAND.....	14,658	6,311
	ISRAEL.....	98,318	32,821
	ITALY.....	232,628	180,317
	SPAIN.....	199,683	61,581
	VENEZUELA.....	516,311	94,241
2201900000	WATERS NOT SWEETND OR FLAVORED NESOI; ICE AND SNOW T	604	121,106
	CANADA.....	40	12,888
	FRANCE.....	22	5,167
	MEXICO.....	27	7,580
	SPAIN.....	515	95,471
2202100020	CARBONATED SOFT DRINKS, CONTNG ASPARTAME/SACCHARIN L	75,997	106,812
	DENMARK.....	75,997	106,812
2202100040	CARBONATED SOFT DRINKS, NESOI L	36,720	12,093
	TRINIDAD @ TOBAGO.....	36,720	12,093
2202100060	WATERS INCL MINERAL & AERATED, SWTND/FLAVORD NESOI L	147,690	53,657
	MEXICO.....	147,690	53,657
2202903700	FRUIT/VEGE MIX JUICES FORTI VIT/MIN N/CONCENTRATED L	1,458	9,580
	CANADA.....	351	7,125
	COSTA RICA.....	1,107	2,455
2202909010	NONALCOHOLIC BEER L	1,045,168	791,320
	GERMANY.....	287,910	304,596
	SWITZERLAND.....	29,088	39,420
	VENEZUELA.....	728,170	447,304
2202909090	BEVERAGES NONALCOHOLIC NESOI EXCL FRUIT/VEGT JUICE L	12,376,208	6,903,862
	BARBADOS.....	7,960	15,704
	BELGIUM.....	111,480	97,565
	COSTA RICA.....	18,609	22,277
	DOMINICAN REPUBLIC.....	335,335	198,733
	MEXICO.....	8,073,019	4,257,482
	PHILIPPINES.....	52,650	59,844
	SWITZERLAND.....	38,707	52,560
	THAILAND.....	79,555	81,221
	TRINIDAD @ TOBAGO.....	1,800	12,715
	VENEZUELA.....	3,657,093	2,105,761
2203000030	BEER MADE FRM MALT IN GLASS CNTR NT OV 4 LITERS EA L	41,530,454	52,884,665
	DOMINICAN REPUBLIC.....	782,894	919,478
	GERMANY.....	332,721	321,872
	ITALY.....	30,240	26,640
	JAPAN.....	18,403	29,813
	MEXICO.....	1,815,055	1,393,048
	NETHERLANDS.....	38,501,589	50,111,141
	UNITED KINGDOM OF GT BRITAIN.....	49,552	82,673
2203000060	BEER MADE FRM MALT IN CNTRS EX GLASS NT OV 4 LITER L	96,223	121,804
	CANADA.....	11,008	12,392
	JAPAN.....	44,539	64,669
	NETHERLANDS.....	40,676	44,743
2203000090	BEER MADE FROM MALT IN CONTAINERS OVER 4 LITERS EA L	22,800	13,098
	BELGIUM.....	22,800	13,098
2204100030	SPARKLING WINE OF FRSH GRAPE VAL NT OV \$1.59/LITER L	19,011	26,713
	FRANCE.....	14,788	22,828
	GERMANY.....	4,223	3,885
2204100060	SPARKLING WINE OF FRSH GRAPE VALUED OV \$1.59/LITER L	440,295	4,903,834
	CHILE.....	5,967	20,803
	FRANCE.....	163,884	3,654,692
	GERMANY.....	8,444	38,629
	ITALY.....	62,109	301,681
	SPAIN.....	199,792	885,513
	UNITED KINGDOM OF GT BRITAIN.....	99	2,516
2204215030	RED WINE GRAPE NOV 14% ALCOHOL 2L/LESS OVR \$1.05/L L	1,634,172	10,131,807
	ARGENTINA.....	25,619	139,286
	AUSTRALIAN ISLANDS.....	4,050	15,975
	CHILE.....	469,347	1,468,288
	FRANCE.....	176,870	1,238,390
	GERMANY.....	1,008	2,433
	ITALY.....	95,156	627,174
	PORTUGAL.....	21,667	154,953
	SPAIN.....	837,241	6,458,078
	UNITED KINGDOM OF GT BRITAIN.....	914	19,155

TABLE 2 - IMPORTS INTO PUERTO RICO FROM FOREIGN COUNTRIES  
BY COMMODITY AND COUNTRY OF ORIGIN-FISCAL YEAR 2000

COMM-CODE	COMMODITY, COUNTRY AND UNIT OF QUANTITY	QUANTITY	VALUE-\$
	URUGUAY.....	2,300	8,075
2204215045	WHITE WINE GRAPE NOV 14% ALCOH 2L/LESS OVR \$1.05/L L	695,949	2,602,924
	ARGENTINA.....	1,287	5,238
	AUSTRALIAN ISLANDS.....	2,250	8,125
	BARBADOS.....	864	5,887
	CHILE.....	231,158	619,170
	FRANCE.....	120,322	570,288
	GERMANY.....	63,076	169,247
	ITALY.....	73,720	332,892
	PORTUGAL.....	6,283	19,250
	SPAIN.....	196,989	872,827
2204215060	GRAPE WINE NESOI NOV 14% ALCOH 2L/LESS OVR \$1.05/L L	15,411	62,386
	FRANCE.....	1,125	7,793
	ITALY.....	5,166	12,619
	PORTUGAL.....	5,395	15,500
	SPAIN.....	3,725	26,474
2204216000	MARSALA-TYPE GRAPE WINE 14% ALCOHOL 2 LITERS/LESS L	2,025	6,115
	ITALY.....	2,025	6,115
2204218030	SHERRY, GRPE WINE OVER 14% ALCOHOL 2 LITER OR LESS L	27,109	141,646
	SPAIN.....	27,109	141,646
2204218060	GRAPE WINE OVER 14% ALCOHOL IN CNTRS 2L/LESS NESOI L	42,700	298,018
	FRANCE.....	900	3,790
	ITALY.....	243	4,380
	PORTUGAL.....	33,660	258,230
	SPAIN.....	7,897	31,618
2204292030	RED WINE GRAPE NOV 14% ALCH OV 2L NOV 4L OVR \$1.05 L	18,990	31,887
	FRANCE.....	18,666	29,451
	ITALY.....	324	2,436
2204294000	WINE OF FRESH GRAPES OVER 14% ALCOHOL OV 2L NOV 4L L	3,915	35,511
	ITALY.....	315	6,758
	PORTUGAL.....	900	18,475
	SPAIN.....	2,700	10,278
2204296000	WINE OF FRESH GRAPES NOV 14% ALCOHOL OVER 4 LITERS L	32,660	34,284
	ARGENTINA.....	32,660	34,284
2205103000	VERMOUTH, IN CONTAINERS HOLDING 2 LITERS OR LESS L	59,553	190,139
	ITALY.....	59,553	190,139
2205902000	VERMOUTH IN CNTRS OVER 2 LITERS NOT OVER 4 LITERS L	9,600	25,256
	ITALY.....	9,600	25,256
2206001500	CIDER, WHETHER STILL OR SPARKLING L	650,432	569,459
	SPAIN.....	650,432	569,459
2208204000	GRAPE BRANDY NESOI CNTR NOV 4 LITERS OVER \$3.43/L PFL	24,775	689,923
	CANADA.....	68	3,024
	FRANCE.....	12,762	356,294
	SPAIN.....	11,945	330,605
2208303030	WHISKIES, SCOTCH & IRISH, CNTRS NOT OVER 4 LITERS PFL	1,018,436	11,045,055
	CANADA.....	1,800	13,507
	IRELAND.....	1,440	11,000
	UNITED KINGDOM OF GT BRITAIN.....	1,015,196	11,020,548
2208303060	WHISKIES, SCOTCH AND IRISH, CNTRS OVER 4 LITERS EA PFL	388,453	5,067,992
	UNITED KINGDOM OF GT BRITAIN.....	388,453	5,067,992
2208306065	WHISKIES, NESOI, CONTAINERS NOT OVER 4 LITERS EACH PFL	18,661	149,569
	CANADA.....	18,661	149,569
2208402000	RUM AND TAFIA, CONT NT > 4 LTRS, NT > \$3/PRF LTR PFL	7,872	13,089
	BRAZIL.....	7,872	13,089
2208404000	RUM AND TAFIA, CONT NT > 4 LTRS, OVER > \$3/PRF LTR PFL	61,623	623,744
	BAHAMAS.....	17,898	282,588
	CANADA.....	16,631	200,566
	DOMINICAN REPUBLIC.....	26,554	128,090
	GUATEMALA.....	540	12,500
2208500030	GIN AND GENEVE CONTAINERS NOT OVER 4 LITERS EACH PFL	53,167	409,476
	UNITED KINGDOM OF GT BRITAIN.....	53,167	409,476
2208500060	GIN AND GENEVE CONTAINERS OVER 4 LITERS EACH PFL	59,836	175,135
	UNITED KINGDOM OF GT BRITAIN.....	59,836	175,135
2208601000	VODKA IN CNTRS NOT OVER 4 LITERS VAL NT OV \$2.05/L PFL	30,336	190,485
	FINLAND.....	27,672	146,026
	FRANCE.....	1,080	28,989
	NETHERLANDS.....	1,584	15,470
2208602000	VODKA IN CNTRS NOT OVER 4 LITERS VAL OVER \$2.05/L PFL	1,848,624	11,634,469
	CANADA.....	1,858	2,838

TABLE 2 - IMPORTS INTO PUERTO RICO FROM FOREIGN COUNTRIES  
BY COMMODITY AND COUNTRY OF ORIGIN-FISCAL YEAR 2000

COMM-CODE	COMMODITY, COUNTRY AND UNIT OF QUANTITY	QUANTITY	VALUE-\$
	DENMARK.....	614	3,606
	FINLAND.....	1,652,556	10,475,794
	FRANCE.....	7,176	75,230
	NETHERLANDS.....	2,496	26,580
	POLAND.....	5,688	94,800
	RUSSIA.....	76,536	304,842
	SWEDEN.....	98,313	625,926
	UKRAINE.....	403	2,240
	UNITED KINGDOM OF GT BRITAIN.....	2,984	22,613
2208700030	LIQUEURS & CORDIALS IN CNTRS NT OVER 4 LITERS PFL	716,066	13,298,218
	BAHAMAS.....	2,111	12,922
	FRANCE.....	476,945	9,735,679
	IRELAND.....	59,276	1,117,772
	ITALY.....	45,698	659,505
	MEXICO.....	22,040	505,119
	NETHERLANDS.....	3,960	29,574
	SPAIN.....	101,064	1,134,741
	UNITED KINGDOM OF GT BRITAIN.....	4,972	102,906
2208700060	LIQUEURS & CORDIALS IN CNTRS OVER 4 LITERS PFL	6,090	36,000
	IRELAND.....	5,712	31,500
	ITALY.....	378	4,500
2208901000	BITTERS FIT FOR USE AS BEVERAGES PFL	1,284	16,091
	ITALY.....	1,284	16,091
2208901200	SLIVOVITZ BRANDY CNTRS NT OV 4 LITER NT OV \$3.43/L PFL	33,451	93,996
	SPAIN.....	33,451	93,996
2208902000	BRANDY NESOI CNTRS NOT OVER 4 LITER NOT OV \$2.38/L PFL	2,101	3,466
	FRANCE.....	2,101	3,466
2208902500	BRANDY NESOI CNTR NT OV 4L OV \$2.38 NOT OV \$3.43/L PFL	2,074	5,703
	SPAIN.....	2,074	5,703
2208903000	BRANDY NESOI CNTRS NOT OVER 4 LITERS OVER \$3.43/L PFL	153,461	1,056,822
	FRANCE.....	10,523	216,101
	SPAIN.....	142,938	840,721
2208905000	TEQUILA IN CONTAINERS NOT OVER 4 LITERS EACH PFL	63,352	385,933
	MEXICO.....	63,352	385,933
2208907200	MESCAL IN CONTAINERS NOT OVER 4 LITERS EACH PFL	6,085	36,064
	MEXICO.....	6,085	36,064
2208908000	UNDENATURED ETHYL ALCOHOL LESS THAN 80% ALCH NESOI PFL	360	6,187
	FRANCE.....	360	6,187
2209000000	VINEGAR & SUBSTITUTES FOR VINEGAR FROM ACETIC ACID PFL	67,522	67,781
	SPAIN.....	67,522	67,781
	RESIDUES AND WASTE FROM THE FOOD INDUSTRIES; PREPARED ANIMAL FEED..... TOTAL		19,604,909
2302100000	BRAN SHARPS & OTH RESIDUES DERIVED FRM MILLNG CORN T	96,539	9,100,608
	CANADA.....	96,539	9,100,608
2302300010	BRAN, SHORTS AND MIDLINGS OF WHEAT T	26,500	1,595,910
	NIGERIA.....	26,500	1,595,910
2302300090	RESIDUE NESOI DERIVED FROM MILLING OF WHEAT T	66,016	3,758,479
	CONGO,DEM.REP.(FORMER ZAIRE).....	18,998	1,082,108
	COTE D'IVOIRE(IVORY COAST).....	7,391	373,711
	DOMINICAN REPUBLIC.....	3,779	202,175
	GABON.....	6,319	441,543
	GHANA.....	2,711	143,688
	GUINEA.....	3,936	197,617
	JAMAICA.....	1,593	138,594
	NIGER.....	4,300	236,100
	NIGERIA.....	9,241	522,095
	PERU.....	4,045	240,678
	SIERRA LEONE.....	2,187	107,402
	TOGO.....	1,516	72,768
2302400010	RESIDUE OTHER SINGLE CEREAL GRAINS CHOP/CRUSH/GRND T	949	109,973
	CANADA.....	949	109,973
2302400020	PELLETIZD SCREENINGS(CLEARINGS) CEREAL GRAIN NESOI T	1,313	89,701
	CANADA.....	1,313	89,701
2302400090	BRAN/SHARPS/RESIDUE DERY FRM MILLNG CEREAL NESOI T	12,816	1,894,816
	CANADA.....	12,816	1,894,816
2303200020	BEET-PULP, DRIED, WHETHER OR NOT IN PELLETS T	719	111,409
	CANADA.....	719	111,409

TABLE 2 - IMPORTS INTO PUERTO RICO FROM FOREIGN COUNTRIES  
BY COMMODITY AND COUNTRY OF ORIGIN-FISCAL YEAR 2000

COMM-CODE	COMMODITY, COUNTRY AND UNIT OF QUANTITY	QUANTITY	VALUE-\$
2308908090	VEGETABLE MATERIAL WASTE RESIDUE & BYPRODUCT NESOI KG	4,021,524	442,458
	CANADA.....	4,021,524	442,458
2309100090	DOG AND CAT FOOD, PUT UP FOR RETAIL SALE, NESOI KG	73,603	40,681
	MEXICO.....	73,603	40,681
2309901005	BIRD SEED KG	215,057	123,979
	CANADA.....	94,834	33,569
	MEXICO.....	120,223	90,410
2309901020	POULTRY FEEDS, PREPARED T	58	85,179
	DOMINICAN REPUBLIC.....	4	9,947
	FRANCE.....	44	51,055
	MEXICO.....	10	24,177
2309901030	DAIRY CATTLE FEED, PREPARED T	358	187,884
	FRANCE.....	358	187,884
2309901032	OTHER CATTLE FEED NESOI, PREPARED T	251	1,232,064
	CANADA.....	251	1,232,064
2309901035	SWINE FEED, PREPARED T	89	762,002
	FRANCE.....	59	38,609
	NETHERLANDS.....	30	723,393
2309901045	OTHER LIVESTOCK FEED NESOI, PREPARED T	22	8,550
	PANAMA.....	22	8,550
2309901050	MIXED FEEDS OR MIXED FEED INGREDIENTS, ANML, NESOI T	503	58,308
	FRANCE.....	69	15,812
	NETHERLAND ANTIL. EXC ARUBA.....	434	42,496
2309906000	ANIMAL FEEDS CONTAINING EGG, NESOI KG	778	2,908
	NETHERLANDS.....	778	2,908
	TOBACCO AND MANUFACTURED TOBACCO SUBSTITUTES..... TOTAL		14,812,621
2401102120	CONN. SHADE WRAPPER NOT STEM/STRIP OV 35% WRAPPER KG	249	4,001
	DOMINICAN REPUBLIC.....	249	4,001
2401105350	FILLER TOB INCL CIG LEAF NOT STEM/STRIP <35% WRPPR KG	1,788,935	3,346,725
	CENTRAL AFRICAN REP.....	25,956	81,647
	DOMINICAN REPUBLIC.....	233,904	532,597
	GERMANY.....	18,327	38,788
	INDONESIA.....	306,000	694,851
	ITALY.....	749,152	1,119,893
	PARAGUAY.....	113,273	207,279
	PHILIPPINES.....	342,323	671,670
2401201440	TOBACCO NESOI STEM/STRIP OV 35% WRPPR NT CONN SHAD KG	192,767	6,524,103
	ECUADOR.....	54,072	2,365,664
	ICELAND.....	414	23,102
	INDONESIA.....	96,236	3,215,545
	MEXICO.....	1,146	39,569
	NICARAGUA.....	40,899	880,223
2401202990	CIGAR FILLER TOBACCO CIGAR LF NT THRSH <35% WRPPR KG	719,276	1,115,409
	GERMANY.....	17,280	38,880
	INDONESIA.....	701,996	1,076,529
2401206040	TOBACCO NESOI FROM CIGAR LEAF, THRESHED STEM/STRIP KG	455	3,696
	DOMINICAN REPUBLIC.....	455	3,696
2401208320	BURLEY TOB THRESH STEM/STRIP NT USED FOR CIGARETTE KG	121,995	454,040
	MALAWI.....	114,307	433,790
	PHILIPPINES.....	7,688	20,250
2401300300	TOBACCO STEMS, FROM CIGAR LEAF, NOT CUT/NOT GROUND KG	371,775	84,504
	DOMINICAN REPUBLIC.....	360,204	75,248
	HONDURAS.....	11,571	9,256
2401300900	TOBACCO REFUSE, EX TOBACCO STEMS FROM CIGAR LEAF KG	1,177,613	1,888,287
	DOMINICAN REPUBLIC.....	725,433	1,458,603
	HONDURAS.....	67,924	115,394
	JAMAICA.....	19,335	45,489
	NICARAGUA.....	364,921	268,801
2402103030	SMALL CIGARS/CHEROOTS/CIGARILLOS WITH TOB <\$.15 EA THS	41	4,129
	NETHERLANDS.....	41	4,129
2402103060	CIGARS/CHEROOTS/CIGARILLOS TOB NESOI <\$.15 ATF A-G THS	86	8,755
	SPAIN.....	86	8,755
2402108000	CIGARS/CHEROOTS/CIGARILLOS WITH TOB \$.23 OR OVER THS	94	98,998
	DENMARK.....	10	2,581
	DOMINICAN REPUBLIC.....	79	91,244
	HONDURAS.....	1	2,429

TABLE 2 - IMPORTS INTO PUERTO RICO FROM FOREIGN COUNTRIES  
BY COMMODITY AND COUNTRY OF ORIGIN-FISCAL YEAR 2000

COMM-CODE	COMMODITY, COUNTRY AND UNIT OF QUANTITY	QUANTITY	VALUE-\$
	NETHERLANDS.....	4	2,744
2402201000	CIGARETTES CONTAINING TOBACCO AND CLOVE THS	18	3,286
	PANAMA.....	18	3,286
2402208000	CIGARETTES CONTAINING TOBACCO NESOI, PAPER-WRAPPED THS	129,625	1,228,616
	GUATEMALA.....	119,361	1,058,112
	SPAIN.....	9,994	162,403
	UNITED KINGDOM OF GT BRITAIN.....	270	8,101
2402209000	CIGARETTES CONTAINING TOBACCO, NESOI THS	994	45,283
	DOMINICAN REPUBLIC.....	994	45,283
2403102040	SMOKING TOBACCO, EX/PIPE TOBACCO, ETC KG	108	2,789
	UNITED KINGDOM OF GT BRITAIN.....	108	2,789
	MINERAL PRODUCTS..... TOTAL		1,686,578,138
	SALT; SULFUR; EARTHS AND STONE; PLASTERING MATERIALS, LIME AND CEMENT..... TOTAL		26,183,386
2501000000	SALT INCL TABL A DENTRD, PURE SODM CHLOR, SEA WTR T	15,432	317,100
	NETHERLAND ANTIL. EXC ARUBA.....	15,432	317,100
2508100000	BENTONITE, INCLUDING CALCINED T	111	22,686
	CANADA.....	45	19,495
	MEXICO.....	66	3,191
2508400050	CLAYS, OTHER T	32	32,250
	GERMANY.....	32	32,250
2514000000	SLATE, CRUDE OR ROUGHLY TRIMMED T	108	64,650
	BRAZIL.....	40	25,500
	SPAIN.....	68	39,150
2515121000	MARBLE BLOCKS AND SLABS T	65	12,240
	DOMINICAN REPUBLIC.....	65	12,240
2515122000	TRAVERTINE, CUT OR SAWN INTO BLOCKS OR SLABS T	111	60,850
	ITALY.....	21	14,741
	TURKEY.....	90	46,109
2516120030	GRANITE,CUT BLOCKS/SLABS RECTGLR/SQR 7.5 CM AO THK T	84	41,006
	SPAIN.....	84	41,006
2517100020	LIMESTONE, CRSHED OR BRKN OTH THN PBBLES OR GRVL T	2,034	299,857
	DOMINICAN REPUBLIC.....	2,034	299,857
2518100000	DOLOMITE NOT CALCINED T	8	27,419
	CHINA,PEOPLE'S REP.(MAINLAND).....	8	27,419
2519905000	MAGNESIUM OXIDES, OTHER KG	213,454	86,245
	BELGIUM.....	145,483	43,365
	HONG KONG.....	20,160	6,500
	ISRAEL.....	47,811	36,380
2520100000	GYPSUM; ANHYDRITE T	117,154	1,331,773
	CANADA.....	125	30,519
	DOMINICAN REPUBLIC.....	75	8,334
	SPAIN.....	116,954	1,292,920
2520200000	PLASTERS CONSTNG OF CALCND GYPSUM OR CALCM SULFATE T	7	13,500
	CANADA.....	7	13,500
2521000000	LMESTN FLUX; LMSTN A OTH CAL STO USD MFR LIME, CMT T	30,421	205,658
	MARTINIQUE.....	30,421	205,658
2523100000	CEMENT CLINKERS T	332,254	11,592,896
	BULGARIA.....	25,761	976,818
	COLOMBIA.....	36,346	1,608,010
	CYPRUS.....	28,998	1,074,419
	LEBANON.....	62,945	2,451,312
	MOROCCO.....	55,000	2,100,000
	THAILAND.....	40,004	640,065
	VENEZUELA.....	83,200	2,742,272
2523210000	WHITE PORTLAND CEMENT WHTHR OR NT ART COLORED T	19,075	2,363,644
	BELGIUM.....	5,421	429,524
	COLOMBIA.....	435	45,282
	DENMARK.....	7,102	1,385,195
	MEXICO.....	6,117	503,643
2523290000	PORTLAND CEMENT, OTHER THAN WHITE PORTLAND CEMENT T	274,016	9,423,332
	CHINA,PEOPLE'S REP.(MAINLAND).....	87,696	2,818,068
	DENMARK.....	116,681	4,197,514
	SPAIN.....	12,019	417,790
	TURKEY.....	57,620	1,989,960
2523900000	HYDRAULIC CEMENT, OTHER, NESOI T	596	100,390

TABLE 2 - IMPORTS INTO PUERTO RICO FROM FOREIGN COUNTRIES  
BY COMMODITY AND COUNTRY OF ORIGIN-FISCAL YEAR 2000

COMM-CODE	COMMODITY, COUNTRY AND UNIT OF QUANTITY	QUANTITY	VALUE-\$
	ITALY.....	515	60,183
	JAPAN.....	64	35,287
	SPAIN.....	17	4,920
2524000060	ASBESTOS NESOI..... T	20	2,960
	CANADA.....	20	2,960
2529100000	FELDSPAR..... T	519	184,930
	CANADA.....	431	162,890
	GERMANY.....	88	22,040
	ORES, SLAG, AND ASH..... TOTAL		268,824
2619003000	FERROUS SCALE..... T	14,418	245,104
	GERMANY.....	14,418	245,104
2619009000	OTHR SLAG,DROSS(NT GRNLTD),SCALNGS ETC,FR IOS MFG..... KG	8,818	12,960
	DOMINICAN REPUBLIC.....	8,818	12,960
2620400060	ASH A RES NT IOS MF, MN ALMN, NT VANDM BEARING..... KG	54,916	10,760
	GERMANY.....	17,690	3,185
	NETHERLANDS.....	37,226	7,575
	MINERALS FUELS, MINERAL OILS AND PRODUCTS OF THEIR DISTILLATION; BITUMINOUS SUBSTANCES; MINERAL WAXES..... TOTAL		1,660,125,928
2701110000	ANTHRACITE COAL, NOT AGGLOMERATED..... T	26,786	837,068
	VENEZUELA.....	26,786	837,068
2701120050	BITUMINOUS COAL NT METALLURGICAL, NOT AGGLOMERATED..... T	162,326	5,824,025
	COLOMBIA.....	135,376	4,981,837
	VENEZUELA.....	26,950	842,188
2701190000	OTHER COAL, NOT AGGLOMERATED..... T	60,757	1,880,622
	VENEZUELA.....	60,757	1,880,622
2703000000	PEAT (INCLUDING PEAT LITTER), INCL AGGLOMRD..... T	686	223,776
	CANADA.....	686	223,776
2707300040	OTHER XYLENES NESOI..... L	75,815,679	15,886,655
	CANADA.....	69,861,706	13,999,204
	REPUBLIC OF KOREA.....	5,953,973	1,887,451
2709001000	CRUDE PETROLEUM TESTING UNDER 25 DEGREES API..... BBL	2,065,667	56,381,773
	GERMANY.....	722,718	21,123,761
	VENEZUELA.....	1,342,949	35,258,012
2709002000	CRUDE PETROLEUM TESTING 25 DEGREES API OR MORE..... BBL	11,042,981	259,149,956
	COLOMBIA.....	350,724	8,066,652
	VENEZUELA.....	10,692,257	251,083,304
2710000515	NO 4 FUEL OIL UN 25 DEG API, OVER 0.05 PCT SULFUR..... BBL	335,981	10,922,742
	SPAIN.....	335,981	10,922,742
2710000530	NO 6-TYPE FUEL OIL UNDER 25 DEGREES API..... BBL	21,709,535	437,116,124
	BRAZIL.....	2,383,362	52,308,206
	CANADA.....	582,611	11,402,206
	COLOMBIA.....	322,203	6,677,271
	CONGO REP OF THE.....	807,213	17,933,440
	COTE D'IVOIRE(IVORY COAST).....	309,892	5,810,504
	FRANCE.....	353,772	9,551,844
	GERMANY.....	14,625	397,234
	NAMIBIA.....	209,537	4,131,651
	NETHERLAND ANTIL. EXC ARUBA.....	309,586	6,517,495
	PERU.....	110,443	1,959,173
	SWEDEN.....	391,606	9,210,575
	TRINIDAD @ TOBAGO.....	3,834,664	72,176,749
	UNITED KINGDOM OF GT BRITAIN.....	249,638	6,231,513
	VENEZUELA.....	11,830,383	232,808,263
2710000535	OTHER HEAVY FUEL OILS UNDER 25 DEGREES API..... BBL	6,466,961	144,888,065
	ANGOLA.....	1,544,170	31,463,649
	ARGENTINA.....	120,628	2,681,560
	ESTONIA.....	1,650,446	35,424,665
	GERMANY.....	1,894,612	47,157,202
	NETHERLANDS.....	370,059	8,744,494
	NIGERIA.....	130,416	2,524,854
	RUSSIA.....	345,977	9,375,977
	SWEDEN.....	410,653	7,515,664
2710000550	OTHER FUEL OILS UNDER 25 DEGREES API NESOI..... BBL	2,796,981	56,284,870
	ANGOLA.....	768,430	13,627,127

TABLE 2 - IMPORTS INTO PUERTO RICO FROM FOREIGN COUNTRIES  
BY COMMODITY AND COUNTRY OF ORIGIN-FISCAL YEAR 2000

COMM-CODE	COMMODITY, COUNTRY AND UNIT OF QUANTITY	QUANTITY	VALUE-\$
	BELGIUM.....	776	16,485
	ESTONIA.....	732,198	14,880,591
	GERMANY.....	673,085	15,454,617
	RUSSIA.....	455,133	7,601,245
	SPAIN.....	79,921	2,637,392
	UNITED KINGDOM OF GT BRITAIN.....	87,438	2,067,413
2710001001	NO 2 AND 3 FUEL OIL DIESEL NT OVER 0.05 PCT SULFUR BBL	136,138	2,781,740
	UNITED KINGDOM OF GT BRITAIN.....	136,138	2,781,740
2710001004	NO 2 AND 3 FUEL OILS: DIESEL, OVER 0.05 PCT SULFUR BBL	7,058,565	178,853,845
	ARUBA.....	223,282	6,037,494
	CANADA.....	41,907	1,378,515
	COLOMBIA.....	876,385	23,052,872
	GERMANY.....	188,980	5,433,175
	KUWAIT.....	475,552	12,749,549
	LATVIA.....	555,728	9,914,188
	MEXICO.....	477,939	10,029,020
	NETHERLAND ANTIL. EXC ARUBA.....	673,705	21,131,962
	REPUBLIC OF KOREA.....	199,928	6,297,732
	SAUDI ARABIA.....	252,598	6,074,982
	SINGAPORE.....	149,713	4,045,245
	TRINIDAD @ TOBAGO.....	1,223,440	30,342,216
	UNITED KINGDOM OF GT BRITAIN.....	493,200	11,576,200
	VENEZUELA.....	1,226,208	30,790,695
2710001006	NO 2,3 FUEL OIL OTH THN DIESEL NT OV .05 PCT SULFR BBL	549,956	15,392,004
	ARUBA.....	549,956	15,392,004
2710001518	UNLEADED GASOLINE, OTHER BBL	2,722,337	80,406,904
	ARGENTINA.....	476,114	14,034,056
	BRAZIL.....	141,417	4,222,151
	CHILE.....	113,828	4,345,953
	GERMANY.....	139,306	5,324,275
	ISRAEL.....	167,659	5,216,207
	NETHERLAND ANTIL. EXC ARUBA.....	67,224	1,743,394
	NETHERLANDS.....	210,044	5,393,922
	REPUBLIC OF KOREA.....	299,954	9,225,567
	UNITED KINGDOM OF GT BRITAIN.....	511,833	12,430,584
	VENEZUELA.....	594,958	18,470,795
2710001520	JET MOTOR FUEL, NAPHTHA-TYPE BBL	74,870	1,586,495
	TRINIDAD @ TOBAGO.....	74,870	1,586,495
2710001530	JET MOTOR FUEL, KEROSENE-TYPE BBL	238,135	6,902,391
	SAUDI ARABIA.....	49,692	1,124,033
	TRINIDAD @ TOBAGO.....	40,141	1,133,971
	VENEZUELA.....	148,302	4,644,387
2710001550	OTHER MOTOR FUELS NESOI BBL	1	2,362
	CANADA.....	1	2,362
2710001800	MOTOR FUEL BLENDING STOCK BBL	100,839	7,121,721
	TRINIDAD @ TOBAGO.....	100,839	7,121,721
2710002500	NAPHTHAS, EXC MTR FUEL OR MTR FUEL BLNDG STOCK BBL	8,977,307	238,507,318
	ALGERIA.....	487,368	13,870,704
	ANGOLA.....	513,776	12,483,019
	COLOMBIA.....	758,666	18,800,000
	ECUADOR.....	1,183,460	32,523,951
	EGYPT.....	995,277	22,533,939
	ESTONIA.....	60,137	1,834,179
	NETHERLAND ANTIL. EXC ARUBA.....	81,018	2,678,249
	PERU.....	665,638	18,570,364
	TRINIDAD @ TOBAGO.....	845,465	24,040,726
	VENEZUELA.....	3,386,502	91,172,187
2710003010	AVIATION ENGINE LUBRICATING OILS BBL	256	4,629
	BELGIUM.....	256	4,629
2710003020	AUTOMTVE, DSL OR MRNE ENGNE LUB OILS BBL	5,041	459,774
	BELGIUM.....	3,030	74,836
	FRANCE.....	842	207,720
	ITALY.....	114	15,470
	PANAMA.....	129	18,450
	TRINIDAD @ TOBAGO.....	926	143,298
2710003040	AUTOMOTIVE GEAR OILS BBL	1,891	40,957
	DOMINICAN REPUBLIC.....	1,891	40,957
2710003080	OTHER LUBRICATING OILS (EXCEPT GREASES) BBL	106	24,623
	FRANCE.....	105	22,464

TABLE 2 - IMPORTS INTO PUERTO RICO FROM FOREIGN COUNTRIES  
BY COMMODITY AND COUNTRY OF ORIGIN-FISCAL YEAR 2000

COMM-CODE	COMMODITY, COUNTRY AND UNIT OF QUANTITY	QUANTITY	VALUE-\$
	JAPAN.....	1	2,159
2710004000	OTHER GREASES NESOI KG	32,583	14,442
	DOMINICAN REPUBLIC.....	32,583	14,442
2710006000	OTH PREPS NESI, 70 PCT OR MR PETROL/BITUM MIN OILS KG	17,664	11,194
	COLOMBIA.....	17,664	11,194
2711120010	PROPANE, LIQ, MIN PUR 90 LIQ VOLM PERCENT BBL	4,395,966	107,447,592
	ALGERIA.....	2,004,983	51,261,778
	CONGO REP OF THE.....	130,660	3,199,723
	NORWAY.....	566,972	13,414,466
	UNITED KINGDOM OF GT BRITAIN.....	295,032	5,882,563
	VENEZUELA.....	1,398,319	33,689,062
2711190010	ETHANE LIQ MIN PUR OF 95 LIQ VOL PCT BBL	174	3,330
	TRINIDAD @ TOBAGO.....	174	3,330
2711190020	PET GASES A OTH GAS HYDCRBNS LIQ NESOI KG	58,660	18,710
	TRINIDAD @ TOBAGO.....	58,660	18,710
2711290010	PROPANE, GAS MIN PUR OF 90 LIQ VOL PCT BBL	185,983	3,068,120
	VENEZUELA.....	185,983	3,068,120
2712200000	PARAFFIN WAX LESS THAN 0.75 PERCENT OIL KG	3,700	3,922
	NETHERLANDS.....	3,700	3,922
2713200000	PETROLEUM BITUMEN T	106,499	7,981,905
	NETHERLAND ANTIL. EXC ARUBA.....	51,841	1,217,388
	VENEZUELA.....	54,658	6,764,517
2713900000	OTH RES OF PET OILS OR BITUMIN OILS T	90	14,994
	VENEZUELA.....	90	14,994
2714900000	BITUMEN A ASPHALT, ASPHALTITES AND ASPHALTIC ROCKS T	187,355	20,076,057
	NETHERLAND ANTIL. EXC ARUBA.....	86,694	10,241,381
	VENEZUELA.....	100,661	9,834,676
2715000000	BIT MIX FR NAT ASPH, NAT BIT,PET BIT,MIN TAR OR PT T	8	5,223
	COLOMBIA.....	8	5,223
	PRODUCTS OF THE CHEMICAL OR ALLIED INDUSTRIES..... TOTAL		5,636,875,937
	INORGANIC CHEMICALS; ORGANIC OR INORGANIC COMPOUNDS OF PRECIOUS METALS, OF RARE-EARTH METALS, OF RADIOACTIVE ELEMENTS OR OF ISOTOPES..... TOTAL		27,716,819
2801302000	BROMINE KG	27,990	38,194
	UNITED KINGDOM OF GT BRITAIN.....	27,990	38,194
2803000010	CARBON BLACK KG	208,795	139,979
	IRELAND.....	95	4,977
	VENEZUELA.....	208,700	135,002
2804210000	ARGON KM3	61	26,897
	VENEZUELA.....	61	26,897
2804290010	HELIUM KM3	6	9,762
	ITALY.....	4	7,093
	NETHERLANDS.....	2	2,669
2804400000	OXYGEN KM3	59	4,510
	ITALY.....	59	4,510
2806100000	HYDROGEN CHLORIDE (HYDROCHLORIC ACID) T	976	169,344
	CHILE.....	450	66,364
	GERMANY.....	218	44,797
	NETHERLANDS.....	307	55,256
	NORWAY.....	1	2,927
2808000010	NITRIC ACID KG	62,160	16,576
	BELGIUM.....	20,720	5,342
	NETHERLANDS.....	41,440	11,234
2809200020	PHOS ACID CONT. 65 PERCENT OR MORE P2O5 EQUIVALEN T	768	528,303
	ISRAEL.....	20	8,969
	NETHERLANDS.....	748	519,334
2809200030	PHOSPHORIC ACID OTHER THAN FERTILIZER GRADE T	136	72,062
	BELGIUM.....	67	39,891
	CANADA.....	2	5,680
	CHINA,PEOPLE'S REP.(MAINLAND).....	21	9,499
	GERMANY.....	46	16,992
2809200040	POLYPHOSPHORIC ACIDS T	2	2,892
	CANADA.....	2	2,892
2811110000	HYDROGEN FLUORIDE (HYDROFLUORIC ACID) KG	130,800	203,743



TABLE 2 - IMPORTS INTO PUERTO RICO FROM FOREIGN COUNTRIES  
BY COMMODITY AND COUNTRY OF ORIGIN-FISCAL YEAR 2000

COMM-CODE	COMMODITY, COUNTRY AND UNIT OF QUANTITY	QUANTITY	VALUE-\$
2811196010	GERMANY..... SULFAMIC ACID..... KG	130,800 51,014	203,743 27,474
2811221000	CHINA (TAIWAN)..... SYNTHETIC SILICA GEL..... KG	51,014 156,593	27,474 614,109
2811225000	FRANCE..... GERMANY..... ITALY..... SILICON DIOXIDE, NESOI..... KG	7,890 132,820 15,883 168,800	11,004 540,084 63,021 400,021
2812101000	FRANCE..... GERMANY..... PHOSPHORUS PENTACHLORIDE..... KG	88,980 79,820 5,058	123,245 276,776 30,380
2812105050	GERMANY..... NETHERLANDS..... OTHER CHLORIDES AND CHLORIDE OXIDES OF NONMETALS..... KG	3,258 1,800 294	19,607 10,773 80,439
2814100000	JAPAN..... ANHYDROUS AMMONIA..... T	294 3,233	80,439 531,665
2815110000	COLOMBIA..... FRANCE..... NETHERLANDS..... TRINIDAD @ TOBAGO.....	140 1,330 1 1,597	21,639 258,804 6,810 202,806
2815120000	VENEZUELA..... SOLID SODIUM HYDROXIDE (CAUSTIC SODA)..... KG	165 82,052	41,606 25,627
2815200090	GERMANY..... SODIUM HYDROXIDE IN AQUEOUS SOLUTION..... KG	82,052 80,880	25,627 26,975
2817000000	ISRAEL..... POTASSIUM HYDROXIDE (CAUSTIC POTASH); NESOI..... KG	80,880 5,288,400	26,975 704,084
2818102000	FRANCE..... GERMANY..... ZINC OXIDE AND ZINC PEROXIDE..... KG	5,269,824 18,576 165,296	694,184 9,900 249,031
2818200000	UNITED KINGDOM OF GT BRITAIN..... ARTIFICIAL CORUNDUM GRAIN/GROUND, PULVERIZE/REFINE..... KG	165,296 97,416	249,031 323,305
2821100040	UNITED KINGDOM OF GT BRITAIN..... ALUMINUM OXIDE, EXCEPT ARTIFICIAL CORUNDUM, NESOI..... KG	97,416 323,700	323,305 178,792
2822000000	GERMANY..... JAPAN..... SPAIN.....	320,000 1,000 2,700	133,120 36,672 9,000
2823000000	SYNTHETIC PIGMENT IRON OXIDE & HYDROXIDES, NESOI..... KG	3,196	5,372
2825100000	BELGIUM..... TITANIUM OXIDES..... KG	3,196 155,249	5,372 229,840
2826111000	RUSSIA..... UKRAINE..... HYDRAZINE & HYDROXYLAMINE & THEIR INORGANIC SALTS..... KG	1,879 153,370 411,411	25,600 204,240 2,552,514
2827200000	GERMANY..... JAPAN..... FLUORIDES OF AMMONIUM..... KG	79,200 332,211 18,612	408,448 2,144,066 23,907
2827495000	GERMANY..... CALCIUM CHLORIDE..... KG	18,612 179,194	23,907 58,732
2831101000	GERMANY..... MEXICO..... NETHERLANDS..... SWEDEN.....	16,253 103,347 38,594 21,000	7,370 35,481 11,260 4,621
2832100000	CHLORIDE OXIDES & CHLORIDE HYDROXIDES, NESOI..... KG	20,000	11,800
2833111000	MEXICO..... SODIUM FORMALDEHYDE SULFOXYLATE..... KG	20,000 36,400	11,800 20,634
2833115010	GERMANY..... NETHERLANDS..... SODIUM SULFITES..... KG	18,000 18,400 359,127	14,790 5,844 124,789
2833190000	GERMANY..... SALT CAKE OF DISODIUM SULFATE..... T	359,127 63	124,789 11,088
2833210000	FINLAND..... ANHYDROUS DISODIUM SULFATE..... T	63 638	11,088 127,104
2833220000	BELGIUM..... SODIUM SULFATES, EXCEPT DISODIUM SULFATES, NESOI..... KG	638 6,986	127,104 7,927
2833311000	DOMINICAN REPUBLIC..... UNITED KINGDOM OF GT BRITAIN.....	4,634 2,352	5,127 2,800
2833321000	MAGNESIUM SULFATE..... KG	95,788	25,827
2833322000	GERMANY..... ALUMINUM SULFATE..... KG	95,788 105,100	25,827 52,421
	MEXICO.....	105,100	52,421

TABLE 2 - IMPORTS INTO PUERTO RICO FROM FOREIGN COUNTRIES  
BY COMMODITY AND COUNTRY OF ORIGIN-FISCAL YEAR 2000

COMM-CODE	COMMODITY, COUNTRY AND UNIT OF QUANTITY	QUANTITY	VALUE-\$
2833240000	NICKEL SULFATE KG	20,000	41,200
	GERMANY.....	20,000	41,200
2833260000	ZINC SULFATE KG	103,350	65,730
	BELGIUM.....	63,000	43,785
	CHINA, PEOPLE'S REP. (MAINLAND).....	21,000	13,345
	VENEZUELA.....	19,350	8,600
2834210000	POTASSIUM NITRATES T	620	242,675
	ISRAEL.....	620	242,675
2834291000	CALCIUM NITRATES T	21	6,457
	BELGIUM.....	21	6,457
2834295000	OTHER NITRITES, AND NITRATES, NESOI KG	197,324	57,610
	CANADA.....	25,000	6,130
	COSTA RICA.....	172,324	51,480
2835230000	TRISODIUM PHOSPHATE KG	2,500	2,629
	FRANCE.....	2,500	2,629
2835240000	POTASSIUM PHOSPHATE KG	876,936	1,048,091
	GERMANY.....	19,250	18,376
	ISRAEL.....	839,686	1,012,715
	UNITED KINGDOM OF GT BRITAIN.....	18,000	17,000
2835250000	CALCIUM HYDROGENORTHOPHOSPHATE (DICALC PHOSPHATE) KG	1,186,502	901,417
	AUSTRALIAN ISLANDS.....	9,377	20,698
	DOMINICAN REPUBLIC.....	739,500	221,109
	GERMANY.....	437,625	659,610
2835260000	OTHER PHOSPHATES OF CALCIUM, NESOI KG	86,856	93,549
	CANADA.....	42,298	47,349
	FRANCE.....	8,398	10,000
	MEXICO.....	36,160	36,200
2835295000	PHOSPHATES, NESOI KG	26,801	27,368
	CANADA.....	8,247	10,113
	MEXICO.....	18,554	17,255
2835310000	SODIUM TRIPHOSPHATES (SODIUM TRIPOLYPHOSPHATE) KG	20,000	4,900
	CHINA, PEOPLE'S REP. (MAINLAND).....	20,000	4,900
2835391000	POTASSIUM POLYPHOSPHATES KG	8,726	9,947
	UNITED KINGDOM OF GT BRITAIN.....	8,726	9,947
2835395000	POLYPHOSPHATES, NESOI KG	45,046	38,916
	GERMANY.....	36,320	29,056
	UNITED KINGDOM OF GT BRITAIN.....	8,726	9,860
2836200000	DISODIUM CARBONATE KG	46,530	7,800
	TURKEY.....	46,530	7,800
2836300000	SODIUM HYDROGENCARBONATE (SODIUM BICARBONATE) KG	819,363	196,099
	BELGIUM.....	120,785	23,280
	GERMANY.....	54,000	10,230
	MEXICO.....	417,750	117,337
	NETHERLANDS.....	226,828	45,252
2836500000	CALCIUM CARBONATE KG	1,160,659	322,399
	ARGENTINA.....	294,570	126,522
	DOMINICAN REPUBLIC.....	775,177	151,025
	GERMANY.....	52,500	29,252
	NORWAY.....	38,412	15,600
2837110000	CYANIDES AND CYANIDE OXIDES OF SODIUM KG	16,500	19,115
	REPUBLIC OF KOREA.....	16,500	19,115
2837190010	POTASSIUM CYANIDE KG	33,125	76,358
	JAPAN.....	2,925	9,508
	NETHERLANDS.....	30,200	66,850
2839110000	SODIUM METASILICATES KG	179,225	38,875
	GERMANY.....	36,800	10,229
	NETHERLANDS.....	95,332	16,441
	TURKEY.....	24,093	4,005
	VENEZUELA.....	23,000	8,200
2840200000	OTHER BORATES, NESOI KG	19,200	6,612
	TURKEY.....	19,200	6,612
2840300010	SODIUM PERBORATE KG	744,530	872,645
	GERMANY.....	744,530	872,645
2843290000	SILVER COMPOUNDS, EXCEPT SILVER NITRATE, NESOI KG	189	17,373
	BRAZIL.....	189	17,373
2843300000	GOLD COMPOUNDS KG	24	447,295
	IRELAND.....	24	447,295
2843900000	ORGANIC COMPOUND PRECIOUS METAL; AMALGRAMS, NESOI KG	326	29,993
	BRAZIL.....	326	29,993

TABLE 2 - IMPORTS INTO PUERTO RICO FROM FOREIGN COUNTRIES  
BY COMMODITY AND COUNTRY OF ORIGIN-FISCAL YEAR 2000

COMM-CODE	COMMODITY, COUNTRY AND UNIT OF QUANTITY	QUANTITY	VALUE-\$
2846908000	COMPOUNDS, INORGAN/ORGAN, RARE-EARTH METAS, NESOI KG	25,544	15,213,634
	NORWAY.....	25,544	15,213,634
2847000000	HYDROGEN PEROXIDE, WHETHER/NOT SOLIDIFIED W/ UREA KG	69,062	30,006
	ITALY.....	69,062	30,006
2849100000	CARBIDES, CHEMICALLY DEFINED OR NOT, OF CALCIUM KG	311,984	128,478
	ARGENTINA.....	155,160	67,478
	NORWAY.....	156,824	61,000
2850005000	HYDRIDES & NITRIDES, CHEMICALLY DEFINED/NT, NESOI KG	7,467	113,529
	BELGIUM.....	7,467	113,529
	ORGANIC CHEMICALS..... TOTAL		5,127,073,034
2902440000	MIXED XYLENE ISOMERS L	62,457	22,473
	CANADA.....	62,457	22,473
2902903010	DODECYLBENZENE KG	18,144	8,893
	CANADA.....	18,144	8,893
2902903050	OTHER ALKYL AND POLYALKYL BENZENES KG	227,012	664,682
	CHINA, PEOPLE'S REP. (MAINLAND).....	227,012	664,682
2902906000	BIPHENYL (DIPHENYL), IN FLAKES KG	4,393	2,200
	CANADA.....	4,393	2,200
2903230000	TETRACHLOROETHYLENE (PERCHLOROETHYLENE) KG	39,600	17,893
	NETHERLANDS.....	39,600	17,893
2903302010	FLUORINATED HYDROCARBONS KG	13,020	31,504
	UNITED KINGDOM OF GT BRITAIN.....	13,020	31,504
2903302050	OTHER FLUOR, BROMIN OR IODIN DERIV OF ACYLC HYDCAR KG	500	24,000
	UNITED KINGDOM OF GT BRITAIN.....	500	24,000
2903420000	DICHLORODIFLUOROMETHANE CFC 12 KG	271,380	1,475,743
	NETHERLANDS.....	271,380	1,475,743
2903499010	CHLORODIFLUOROMETHANE (CFC-22) KG	733,530	1,410,972
	GERMANY.....	692,500	1,310,341
	UNITED KINGDOM OF GT BRITAIN.....	41,030	100,631
2904101000	META-BENZENEDISULFONIC ACID, SODIUM SALT; ETC KG	95,720	99,466
	DOMINICAN REPUBLIC.....	65,696	70,934
	EGYPT.....	30,024	28,532
2904103200	AROMAT PROD DESCRIB IN ADD U.S. NOTE 3 TO SEC 6 KG	12,000	16,084
	GERMANY.....	12,000	16,084
2904103700	OTHER AROMAT DERIV CONT ONLY SULFO GRPS; SALTS, EST KG	24,757	481,422
	JAPAN.....	18,770	244,950
	UNITED KINGDOM OF GT BRITAIN.....	5,987	236,472
2904105000	OTHER NON-AROMAT DERIV CONT ONLY SULFO GRPS, ETC KG	25	2,208
	SWITZERLAND.....	25	2,208
2905111000	METHANOL ONLY FOR PROD OF SYN FUEL OR USE AS FUEL L	5,856,371	1,058,000
	TRINIDAD @ TOBAGO.....	5,856,371	1,058,000
2905160050	OCTANOLS AND ISOMERS (EXC ETHYLHEXAN-1-OL) KG	14,000	49,966
	GERMANY.....	14,000	49,966
2905170000	LAURYL ALCOHOL, CETYL ALCOHOL AND STEARYL ALCOHOL KG	3,400	7,621
	MEXICO.....	3,400	7,621
2905190050	OTHER SATURATED ACYCLIC MONOHYDRIC ALCOHOLS KG	13,600	39,424
	GERMANY.....	13,600	39,424
2905299000	OTHER UNSATURATED ACYCLIC MONOHYDRIC ALCOHOLS KG	15,069	16,618
	MEXICO.....	15,069	16,618
2905320000	PROPYLENE GLYCOL (PROPANE-1,2-DIOL) KG	77,577	171,497
	GERMANY.....	60,377	155,050
	NETHERLANDS.....	17,200	16,447
2905430000	MANNITOL KG	45,036	113,789
	BRAZIL.....	43,536	97,956
	FRANCE.....	1,500	15,833
2905440000	D-GLUCITOL (SORBITOL) KG	91,275	48,712
	FRANCE.....	8,300	14,208
	GERMANY.....	19,952	9,378
	NETHERLANDS.....	63,023	25,126
2905450000	GLYCEROL (GLYCERINE) EX CRUDE, INCL SYNTHETIC KG	19,200	19,129
	GERMANY.....	19,200	19,129
2905493000	XYLITOL KG	10,184	47,082
	FINLAND.....	10,184	47,082
2905501000	HALO, SULFO, NITRD, OR NITROS DERIV OF MONO ALCOLS KG	1,250	8,875
	NETHERLANDS.....	1,250	8,875
2907110000	PHENOL (HYDROXYBENZENE) AND ITS SALTS KG	4,545	13,942
	MEXICO.....	4,545	13,942

TABLE 2 - IMPORTS INTO PUERTO RICO FROM FOREIGN COUNTRIES  
BY COMMODITY AND COUNTRY OF ORIGIN-FISCAL YEAR 2000

COMM-CODE	COMMODITY, COUNTRY AND UNIT OF QUANTITY	QUANTITY	VALUE-\$
2907130000	OCTYLPHENOL, NONYLPHENOL INCL ISOMERS AND SALTS KG	84,000	82,440
	GERMANY.....	84,000	82,440
2907198000	OTHER MONOPHENOLS KG	7,282	355,207
	GERMANY.....	7,082	349,194
	SPAIN.....	100	2,873
	UNITED KINGDOM OF GT BRITAIN.....	100	3,140
2907225000	HYDROQUINONE (QUINOL) AND SALTS (EXC PHOTO GRADE) KG	3,388	13,106
	DENMARK.....	3,388	13,106
2909191400	METHYL TERTIARY-BUTYL ETHER (MTBE) KG	15,887,526	5,589,353
	BRAZIL.....	15,887,526	5,589,353
2909191800	ETHERS OF ACYC MONOHYDRIC ALCOHOLS & DERIV,NESOI KG	829	10,690
	SWITZERLAND.....	829	10,690
2909430000	MONOBUTYL ETHERS OF MONO OR DI-ETHYLENE GLYCOLS KG	28,880	19,549
	MEXICO.....	28,880	19,549
2909492000	GLYCEROL ETHERS KG	944	21,481
	IRELAND.....	944	21,481
2909504500	ETHER-PHENOLS, ETC AND DERIV OF PROD OF U.S. NT3SC KG	629	10,431
	PANAMA.....	50	2,150
	SWITZERLAND.....	579	8,281
2909602000	OTHER AROMATIC ALCOHOL PEROXIDES, ETC AND DERIV KG	100	2,953
	NETHERLANDS.....	100	2,953
2909605000	OTHER NON-AROMATIC ALCOHOL PEROXIDES, ETC AND DER KG	175	4,025
	NETHERLANDS.....	175	4,025
2911001000	1,1-BIS-(1-METHYLETHOXY) CYCLOHEXANE KG	226,277	2,601,684
	GERMANY.....	4,017	183,036
	JAPAN.....	222,260	2,418,648
2911005000	ACETALS AND HEMIACETALS,WITH OR W/O OTH OXY FUNC KG	5,288	367,361
	GERMANY.....	5,288	367,361
2912110000	METHANAL (FORMALDEHYDE) KG	43,560	12,592
	MEXICO.....	43,560	12,592
2912195000	OTHER ACYCLIC ALDEHYDES WITHOUT OTHER OXY FUNCTION KG	212,600	383,287
	FRANCE.....	212,600	383,287
2912410000	VANILLIN (4-HYDROXY-3-METHOXYBENZALDEHYDE) KG	765	2,640
	DOMINICAN REPUBLIC.....	765	2,640
2913004000	AROMATIC HALO, SULFO, ETC DERIV OF PROD OF HD 2912 KG	2,070	9,611
	JAPAN.....	2,070	9,611
2914211000	NATURAL CAMPHOR KG	21,137	74,257
	CHINA,PEOPLE'S REP.(MAINLAND).....	21,137	74,257
2914399000	AROMATIC KETONES WITHOUT OTH OXYGEN FUNCTION,NESOI KG	18,401	222,312
	ARGENTINA.....	280	28,686
	INDIA.....	17,522	167,500
	ITALY.....	599	26,126
2914503000	AROMAT KETONES-PHENOLS; KETONES WITH OTH OXY FUNCT KG	269,086	58,697,043
	UNITED KINGDOM OF GT BRITAIN.....	269,086	58,697,043
2914505000	NON-AROMATIC KETONE-PHENOLS ETC WITHOUT OTH OXY FN KG	76	6,391
	FRANCE.....	76	6,391
2914703000	ANTHRAQUINONE DISULFONIC ACID, SODIUM SALT; ETC. KG	294,202	17,428,377
	FRANCE.....	294,202	17,428,377
2915110000	FORMIC ACID KG	223,172	210,299
	GERMANY.....	223,172	210,299
2915210000	ACETIC ACID KG	173,916	104,609
	GERMANY.....	33,600	15,512
	MEXICO.....	92,664	61,234
	NETHERLANDS.....	47,652	27,863
2915220000	SODIUM ACETATE KG	34,635	56,111
	NETHERLANDS.....	34,635	56,111
2915295000	OTHER SALTS OF ACETIC ACID KG	12,768	45,120
	FRANCE.....	12,768	45,120
2915330000	NORMAL BUTYL ACETATE KG	75	2,618
	BRAZIL.....	75	2,618
2915394700	ACETATES OF POLYHYD ALCHLS OR OF POLYHYD ALCHLS ET KG	5,083	7,539,338
	MEXICO.....	5,083	7,539,338
2915399000	OTHER NON-AROMATIC ESTERS OF ACETIC ACID KG	341	27,833
	BRAZIL.....	75	3,740
	JAPAN.....	266	24,093
2915502000	AROMATIC SALTS AND ESTERS OF PROPIONIC ACID KG	648	12,312
	MEXICO.....	648	12,312
2915700020	STEARIC ACID FROM SATURATED ACYCLIC MONOCARB. ACID KG	19,800	27,034
	ITALY.....	19,800	27,034

TABLE 2 - IMPORTS INTO PUERTO RICO FROM FOREIGN COUNTRIES  
BY COMMODITY AND COUNTRY OF ORIGIN-FISCAL YEAR 2000

COMM-CODE	COMMODITY, COUNTRY AND UNIT OF QUANTITY	QUANTITY	VALUE-\$
2915700050	SALTS AND ESTERS OF PALMITIC AND STEARIC ACIDS KG	4,605	18,943
	ITALY.....	105	4,410
	UNITED KINGDOM OF GT BRITAIN.....	4,500	14,533
2915905000	NON-AROMAT DERIV OF SAT ACYC MONOCARBOXYLIC ACIDS KG	4,762	36,695
	FRANCE.....	762	27,655
	ITALY.....	4,000	9,040
2916130000	METHACRYLIC ACID AND ITS SALTS KG	12,000	29,696
	GERMANY.....	12,000	29,696
2916142050	OTHER ESTERS OF METHACRYLIC ACID KG	143,800	620,761
	GERMANY.....	104,320	286,671
	JAPAN.....	39,480	334,090
2916205000	CYCLANIC, ETC MONOCARBOXYLIC ACIDS AND THEIR DERIV KG	157	54,010
	UNITED KINGDOM OF GT BRITAIN.....	157	54,010
2916311570	SODIUM BENZOATE KG	254,242	252,829
	CANADA.....	10,000	13,000
	NETHERLANDS.....	244,242	239,829
2916311590	BENZOIC ACID & ITS SALTS & ESTERS NESOI KG	302,814	413,412
	CANADA.....	302,814	413,412
2916394500	PROD DES IN ADDITIONAL U.S. NOTE 3 TO SECT VI KG	1,050	449,400
	UNITED KINGDOM OF GT BRITAIN.....	1,050	449,400
2916397500	OTHER AROMATIC MONOCARBOXYLIC ACIDS THEIR DER ETC KG	1,008	28,224
	UNITED KINGDOM OF GT BRITAIN.....	1,008	28,224
2917110000	OXALIC ACID, ITS SALTS AND ESTERS KG	62,000	31,649
	CHINA,PEOPLE'S REP.(MAINLAND).....	62,000	31,649
2917192000	GLUTARIC ACID DERIVED FROM CYCLOPENTANONE ETC KG	8,640	160,515
	UNITED KINGDOM OF GT BRITAIN.....	8,640	160,515
2917194000	AROMATIC DERIV OF ACYCLIC POLYCARBOXYLIC ACIDS ETC KG	34,742	644,645
	UNITED KINGDOM OF GT BRITAIN.....	34,742	644,645
2917397000	OTHER AROM POLYCARBOX ACIDS ETC(EXC US NOTE3 ETC) KG	1,011	16,107
	GERMANY.....	1,011	16,107
2918115000	SALTS AND ESTERS OF LACTIC ACID KG	3,706	8,822
	UNITED KINGDOM OF GT BRITAIN.....	5	3,250
	VENEZUELA.....	3,701	5,572
2918120000	TARTARIC ACID KG	3,252	17,114
	ITALY.....	3,252	17,114
2918140000	CITRIC ACID KG	1,841,185	2,278,168
	AUSTRIA.....	738,786	861,654
	BELGIUM.....	302,538	416,865
	CHINA,PEOPLE'S REP.(MAINLAND).....	109,121	107,575
	COLOMBIA.....	650,740	849,274
	GERMANY.....	20,000	21,575
	INDONESIA.....	20,000	21,225
2918151000	SODIUM CITRATE KG	1,779,351	2,288,851
	AUSTRIA.....	434,448	560,846
	BARBADOS.....	1,879	6,006
	BELGIUM.....	22,432	49,776
	IRELAND.....	53	3,121
	ISRAEL.....	1,320,539	1,669,102
2918155000	OTER SALTS AND ESTERS OF CITRIC ACID KG	2,810	8,775
	CHINA,PEOPLE'S REP.(MAINLAND).....	2,810	8,775
2918171000	MANDELIC ACID KG	100,000	2,584,334
	JAPAN.....	100,000	2,584,334
2918199000	OTHER NON-AROM CARBOXY ACIDS WITH OTH OXY FUNC ETC KG	33,626	427,037,500
	JAPAN.....	33,626	427,037,500
2918303000	OTHER AROM CARBOXY ACIDS WITH ALDEHYDE ETC FNC ETC KG	4,448	1,509,646
	UNITED KINGDOM OF GT BRITAIN.....	4,448	1,509,646
2918307000	DIMETHYL ACETYL SUCCINATE; OXALACETIC ACID ETC.....N KG	30,802	168,560
	JAPAN.....	30,802	168,560
2918309000	NON-AROMAT CARBOXY ACIDS WITH ALDEHYDE ETC FNC ETC KG	19,000	454,372
	SWITZERLAND.....	19,000	454,372
2918903000	AROMATIC DRUGS KG	683,504	67,845,091
	BAHAMAS.....	28,554	2,614,500
	ITALY.....	17,350	1,470,591
	MEXICO.....	637,600	63,760,000
2918904300	PROD DES IN NOTE 3 SECT 6 W/CARBOXYLIC ACIDS KG	600	213,081
	UNITED KINGDOM OF GT BRITAIN.....	600	213,081
2918905000	NON-AROMAT CARBOXY ACIDS WITH ADD OXY FUNCT, ETC KG	44,036	908,593
	CHINA,PEOPLE'S REP.(MAINLAND).....	43,164	384,916
	UNITED KINGDOM OF GT BRITAIN.....	872	523,677

TABLE 2 - IMPORTS INTO PUERTO RICO FROM FOREIGN COUNTRIES  
BY COMMODITY AND COUNTRY OF ORIGIN-FISCAL YEAR 2000

COMM-CODE	COMMODITY, COUNTRY AND UNIT OF QUANTITY	QUANTITY	VALUE-\$
2921120000	DIETHYLAMINE AND ITS SALTS KG	100,124	127,338
	CHINA,PEOPLE'S REP.(MAINLAND).....	59,512	78,030
	INDIA.....	40,612	49,308
2921191000	MONO- AND TRIETHYLAMINES,ETC AND THEIR SALTS KG	69	2,318
	SWITZERLAND.....	69	2,318
2921210000	ETHYLENEDIAMINE AND ITS SALTS KG	42,216	213,549
	ARGENTINA.....	42,216	213,549
2921430800	4-CHLORO-0-TOLUIDINE AND HYDROCHLORIDE; ETC. KG	50	15,292
	IRELAND.....	50	15,292
2921451000	N-PHENYL-2-NAPHTHYLAMINE, ETC KG	5,806	161,472
	JAPAN.....	5,806	161,472
2921494300	AROMATIC MONOAMINE DRUGS, NESOI KG	2,412	1,785,270
	SPAIN.....	2,412	1,785,270
2921495000	AROM MONOAMINES(EXC OF PROD IN US NOTE 3,SEC 6) KG	1,100	79,961
	ITALY.....	1,100	79,961
2922130000	TRIETHANOLAMINE AND ITS SALTS KG	35,880	35,162
	MEXICO.....	35,880	35,162
2922191800	OTHER AROMATIC AMINO-ALCOHOLS,ETC USED AS DRUGS,NE KG	180	1,673,429
	FRANCE.....	180	1,673,429
2922196000	AROM AMINO-ALCOHOLS ETC OF PROD IN U.S.NT 3 SEC 6 KG	13,512	1,289,320
	BRAZIL.....	7,712	865,920
	ITALY.....	5,800	423,400
2922199500	OTHER NON-AROMATIC AMINO-ALCOHOLS AND DERIV ETC KG	15,700	1,172,066
	FRANCE.....	300	51,866
	ITALY.....	15,400	1,120,200
2922298090	AMINO-NAPHTHO & OTHER AMINO-PHENOLS NESOI KG	994	755,234
	FRANCE.....	943	612,467
	SWEDEN.....	51	142,767
2922421000	MONOSODIUM GLUTAMATE KG	1,233,799	892,554
	BRAZIL.....	1,108,108	784,215
	CHINA (TAIWAN).....	14,969	11,550
	REPUBLIC OF KOREA.....	110,722	96,789
2922494050	OTHER NON-AROMATIC AMINO-ACIDS KG	2,000	36,824
	JAPAN.....	2,000	36,824
2922496000	3-AMINOCROTONIC ACID, METHYL ESTER; ETC. KG	26,400	397,369
	SWITZERLAND.....	26,400	397,369
2922498000	NON-AROMATIC ESTERS OF AMINO-ACIDS AND DERIV ETC KG	34,745	620,057
	ARGENTINA.....	14,062	62,807
	FRANCE.....	18,008	396,000
	ISRAEL.....	175	105,000
	JAPAN.....	2,500	56,250
2922501300	ISOETHARINE HYDROCHLORIDE; NYLIDRIN HYDROCHLOR ETC KG	1,223	74,591
	UNITED KINGDOM OF GT BRITAIN.....	1,223	74,591
2922501400	OTHER AROMATIC CARDIOVASCULAR DRUGS KG	13,907	6,378,923
	CANADA.....	648	562,625
	IRELAND.....	1,140	63,082
	MEXICO.....	4,053	1,432,529
	SWITZERLAND.....	8,066	4,320,687
2922501700	AROM DERMATOLOGICAL AGTS AND LOCAL ANESTHETICS KG	1,956	30,830
	IRELAND.....	283	4,982
	UNITED KINGDOM OF GT BRITAIN.....	1,673	25,848
2922502500	OTHER AROMATIC AMINO-ALCOHOL-PHENOL DRUGS KG	52,633	15,523,870
	AUSTRALIAN ISLANDS.....	5	196,807
	GERMANY.....	51,596	14,714,244
	IRELAND.....	60	285,048
	SPAIN.....	6	37,786
	SWITZERLAND.....	966	289,985
2923100000	CHOLINE AND ITS SALTS KG	50,788	40,925
	CANADA.....	50,788	40,925
2923900000	OTHER QUATERNARY AMMONIUM SALTS AND HYDROXIDES KG	10,801	1,776,033
	AUSTRIA.....	110	176,161
	DENMARK.....	500	81,578
	FRANCE.....	750	13,601
	GERMANY.....	9,409	1,442,862
	NETHERLANDS.....	12	54,036
	SWITZERLAND.....	20	7,795
2924101050	OTHER ACYCLIC AMIDES AND THEIR DERIVATIVES ETC KG	200,732	346,075
	GERMANY.....	200,732	346,075
2924291000	ACETANILIDE; N-ACETYSULFANILYL CHLORIDE; ETC. KG	10,897	404,574

TABLE 2 - IMPORTS INTO PUERTO RICO FROM FOREIGN COUNTRIES  
BY COMMODITY AND COUNTRY OF ORIGIN-FISCAL YEAR 2000

COMM-CODE	COMMODITY, COUNTRY AND UNIT OF QUANTITY	QUANTITY	VALUE-\$
	REPUBLIC OF KOREA.....	10,897	404,574
2924296210	ACETAMINOPHEN..... KG	73,095	488,556
	COSTA RICA.....	71,211	443,407
	PANAMA.....	1,884	45,149
2924296250	OTHER AROM CYC AMIDES ETC FOR USE AS DRUGS..... KG	33,834	31,311,225
	FRANCE.....	4,450	632,645
	IRELAND.....	10,928	16,058,883
	ITALY.....	7,766	2,175,711
	UNITED KINGDOM OF GT BRITAIN.....	10,690	12,443,986
2924297000	OTHER AROM CYC AMIDES OF PROD IN U.S.NT 3 SEC 6..... KG	560,852	69,423,352
	JAPAN.....	15	10,000
	NORWAY.....	560,837	69,413,352
2924299000	OTHER NON-AROM CYCLIC AMIDES AND THEIR DERIVATIVES..... KG	10,010	7,104,232
	GERMANY.....	1,013	8,318
	ITALY.....	8,997	7,095,914
2925110000	SACCHARIN AND ITS SALTS..... KG	326,772	1,160,474
	CHINA, PEOPLE'S REP.(MAINLAND).....	10,000	26,300
	REPUBLIC OF KOREA.....	316,772	1,134,174
2925199000	OTHER NON-AROMATIC IMIDES AND THEIR DERIVATIVES..... KG	2,600	331,535
	FRANCE.....	2,600	331,535
2925209000	NON-AROMATIC IMINES AND THEIR DERIVATIVES; ETC..... KG	647,920	97,630,922
	FRANCE.....	638,420	97,420,147
	JAPAN.....	8,000	135,710
	SPAIN.....	1,500	75,065
2926901400	P-CHLOROBENZONITRILE; AND VERAPAMIL HYDROCHLORIDE..... KG	33,525	5,992,350
	GERMANY.....	4,500	862,491
	SWITZERLAND.....	29,025	5,129,859
2926904400	AROM NITRILE-FUNC CMPDS OF PROD IN U.S.NT 3 SEC 6..... KG	59,859	2,775,698
	JAPAN.....	59,845	2,766,502
	UNITED KINGDOM OF GT BRITAIN.....	14	9,196
2926904700	AROM NITRILE-FUNC CMPDS EX PROD IN U.S.NT 3 SEC..... KG	11,450	600,802
	JAPAN.....	11,450	600,802
2926905050	OTHER NON-AROMATIC NITRILE-FUNCTION COMPOUNDS..... KG	56,775	1,023,173
	IRELAND.....	17,215	849,161
	SWITZERLAND.....	39,560	174,012
2928002500	AROM ORGAN DERIV OF HYDRAZINE OR OF HYDROXYLAMINE..... KG	349	169,204
	GERMANY.....	338	164,114
	SPAIN.....	11	5,090
2928003000	NON-AROM ORGAN DERIV OF HYDRAZINE ETC USED AS DRUG..... KG	452	370,117
	UNITED KINGDOM OF GT BRITAIN.....	452	370,117
2929101000	TOLUENEDIISOCYANATES (UNMIXED)..... KG	20,000	41,450
	ARGENTINA.....	20,000	41,450
2929905000	OTHER NON-AROM CMPDS WITH OTHER NITRO FUNCTION..... KG	2,550	7,849
	BRAZIL.....	950	2,594
	SPAIN.....	1,600	5,255
2930202050	OTHER AROMATIC THIOCARBAMATES AND DITHIOCARBAMATES..... KG	17,273	53,469
	FINLAND.....	56	11,669
	MEXICO.....	17,217	41,800
2930400000	METHIONINE..... KG	58,750	134,086
	FRANCE.....	58,750	134,086
2930902900	OTHER AROM ORG-SULF CMPDS (EXCL PESTICIDES)..... KG	18,609	348,701
	UNITED KINGDOM OF GT BRITAIN.....	18,609	348,701
2930904910	THIOGLYCOLIC ACID..... KG	1,241	3,607
	MEXICO.....	1,241	3,607
2930904920	MERCAPTOCARBOXYLIC ACIDS..... KG	44,405	2,600,033
	GERMANY.....	1,805	122,296
	JAPAN.....	10,000	752,210
	NETHERLANDS.....	32,600	1,725,527
2930904950	OTHER ORGANO-SULFUR ACID COMPOUNDS..... KG	4,000	210,547
	NETHERLANDS.....	4,000	210,547
2930907100	DIBUYLTHIOUREA..... KG	11,000	380,984
	NETHERLANDS.....	11,000	380,984
2930909010	CYSTEINE HYDROCHLORIDE..... KG	2,001	128,992
	FRANCE.....	1	3,107
	GERMANY.....	2,000	125,885
2930909050	OTHER NON-AROMATIC ORGANO-SULFUR COMPOUNDS..... KG	70,422	3,329,958
	GERMANY.....	1,300	531,791
	MEXICO.....	550	3,465
	NETHERLANDS.....	10,000	353,395

TABLE 2 - IMPORTS INTO PUERTO RICO FROM FOREIGN COUNTRIES  
BY COMMODITY AND COUNTRY OF ORIGIN-FISCAL YEAR 2000

COMM-CODE	COMMODITY, COUNTRY AND UNIT OF QUANTITY	QUANTITY	VALUE-\$
	UNITED KINGDOM OF GT BRITAIN.....	58,572	2,441,307
2931002200	AROMATIC ORGANO-INORGANIC COMPOUNDS USED AS DRUGS KG	3,054	795,156
	IRELAND.....	2,604	712,566
	MEXICO.....	450	82,590
2931009010	ORGANO-SILICON COMPOUNDS KG	406,122	2,575,746
	GERMANY.....	406,122	2,575,746
2931009030	ORGANO-PHOSPHORUS COMPOUNDS KG	635	20,230
	CANADA.....	635	20,230
2932195000	NON-AROM CMPDS CONT AN UNFUSED FURAN RING KG	24,453	602,502
	NETHERLANDS.....	8,000	194,830
	SPAIN.....	16,000	389,660
	UNITED KINGDOM OF GT BRITAIN.....	453	18,012
2932292000	AROMATIC LACTONES USED AS DRUGS KG	3,289	2,357,400
	SWEDEN.....	3,289	2,357,400
2932295050	OTHER NON-AROMATIC LACTONES KG	5,935	8,379,398
	IRELAND.....	351	3,912,696
	UNITED KINGDOM OF GT BRITAIN.....	5,584	4,466,702
2932930000	PIPERONAL (HELIOTROPIN) KG	287	5,682
	UNITED KINGDOM OF GT BRITAIN.....	287	5,682
2932996000	OTHER AROM HETEROCYC ETC OF PROD IN US NT 3 SEC6 KG	36,239	276,673,943
	IRELAND.....	36,219	271,969,069
	JAPAN.....	20	4,704,874
2932999000	OTHER NON-AROMATIC HETEROCYC CMPDS WITH OXYGEN ETC KG	239	89,707
	SWITZERLAND.....	239	89,707
2933110000	PHENAZONE (ANTIPYRINE) AND ITS DERIVATIVES KG	1,740	253,833
	AUSTRIA.....	400	71,708
	JAPAN.....	220	12,966
	SWITZERLAND.....	1,120	169,159
2933210000	HYDANTOIN AND ITS DERIVATIVES KG	1,036	33,813
	NETHERLANDS.....	1,036	33,813
2933292000	AROM OR MOD AROM DRUGS CONT AN UNFUSED IMIDAZO ETC KG	112,090	41,563,280
	BELGIUM.....	9,774	2,662,616
	FRANCE.....	41,258	10,638,683
	GERMANY.....	3,600	414,000
	IRELAND.....	37,577	22,521,470
	ITALY.....	180	23,400
	SWITZERLAND.....	19,701	5,303,111
2933294500	DRUGS (EXC AROM OR MOD AROM) CONT AN UNFUS IMI ETC KG	134,795	9,622,330
	BRAZIL.....	5,236	524,370
	FRANCE.....	399	20,000
	GERMANY.....	3,500	198,450
	HUNGARY.....	6,132	279,454
	IRELAND.....	54,301	5,434,206
	ITALY.....	43,850	1,970,390
	JAPAN.....	40	3,200
	SLOVENIA.....	21,337	1,192,260
2933299000	OTHER COMPOUNDS (EXC DRUGS,ETC) CONT AN UNFUSED ETC KG	30,622	1,409,904
	CANADA.....	1,300	132,017
	INDIA.....	50	2,901
	ITALY.....	2,350	106,808
	SWITZERLAND.....	26,922	1,168,178
2933392500	OTHER HERBICIDES CONT AN UNFUSED PYRIDINE RING ETC KG	6,436	642,726
	BRAZIL.....	6,436	642,726
2933392700	OTHER PESTICIDES CONT AN UNFUSED PYRIDINE RING ETC KG	14	6,104
	SWITZERLAND.....	14	6,104
2933393000	ANTIDEPRESSANTS, TRANQUILIZERS AND OTHER PSCHO ETC KG	2	4,133
	ITALY.....	2	4,133
2933394100	DRUGS CONT AN UNFUSED PYRIDINE RING ETC, NESOI KG	17,849	112,977,134
	IRELAND.....	17,787	96,816,478
	SWITZERLAND.....	60	346,156
	UNITED KINGDOM OF GT BRITAIN.....	2	15,814,500
2933402600	OTHER DRUGS CONT A QUINOLINE OR ISOQUINOLINE ETC KG	127	1,493,650
	SPAIN.....	127	1,493,650
2933403000	PESTICIDES CONT A QUINOLINE OR ISOQUINOLINE ETC KG	198,000	11,880,000
	BRAZIL.....	198,000	11,880,000
2933406000	PROD IN U.S. NOTE 3 SEC 6 CONT A QUINOLINE ETC KG	2,623	161,843
	JAPAN.....	2,623	161,843
2933407000	COMPOUNDS CONT A QUINOLINE OR ISOQUINOLINE RING ETC KG	1,161	1,852,469
	IRELAND.....	1,161	1,852,469



TABLE 2 - IMPORTS INTO PUERTO RICO FROM FOREIGN COUNTRIES  
BY COMMODITY AND COUNTRY OF ORIGIN-FISCAL YEAR 2000

COMM-CODE	COMMODITY, COUNTRY AND UNIT OF QUANTITY	QUANTITY	VALUE-\$
2933593600	OTHER AROM OR MOD-AROM ANTI-INFECTION AGENTS KG	8,282	8,777,359
	IRELAND.....	72	115,715
	JAPAN.....	4,636	7,193,540
	SPAIN.....	375	83,408
	SWITZERLAND.....	3,199	1,384,696
2933594500	ANTI DEPRESSANTS, TRANQUILIZERS AND OTHER PSYCH AG KG	94,910	5,234,889
	CHINA, PEOPLE'S REP. (MAINLAND).....	46	3,832
	FRANCE.....	7,513	694,276
	IRELAND.....	15,159	720,024
	MEXICO.....	69,643	3,690,947
	SWITZERLAND.....	2,549	125,810
2933595300	OTHER AROM OR MOD-AROM DRUGS CONT A PYRIMID ETC KG	26,079	397,026,378
	GERMANY.....	40	180,983
	IRELAND.....	25,724	395,488,676
	UNITED KINGDOM OF GT BRITAIN.....	315	1,356,719
2933595900	OTHER DRUGS (EXCL AROM OR MOD-AROM) CONT A PYR ETC KG	21,512	2,491,507
	FRANCE.....	6,753	948,445
	IRELAND.....	431	66,543
	ITALY.....	30	16,278
	SPAIN.....	14,298	1,460,241
2933597000	PROD IN U.S. NOTE 3 TO SEC 6 CONT A PYRIMID RN ETC KG	55,701	3,534,210
	ITALY.....	10,326	373,776
	JAPAN.....	90	497,070
	MEXICO.....	11,685	398,084
	NETHERLANDS.....	7,200	488,515
	SWITZERLAND.....	26,400	1,776,765
2933598500	2-AMINO-4-CHLORO-6-METHOXYPYRIMIDINE; ETC. KG	133,750	5,801,338
	SWITZERLAND.....	130,800	5,521,725
	UNITED KINGDOM OF GT BRITAIN.....	2,950	279,613
2933599500	OTHER (EXCL AROM OR MOD-AROM) CMPDS CONT A PYR ETC KG	52,979	2,123,633
	FRANCE.....	2,605	316,230
	GERMANY.....	25,427	301,305
	HONG KONG.....	1,424	185,120
	INDIA.....	21,111	399,401
	ITALY.....	1,846	891,013
	JAPAN.....	540	8,464
	SWAZILAND.....	26	22,100
2933696050	OTHER CMPDS CONT AN UNFUSED TRIAZINE RING ETC KG	38,100	1,512,314
	CHINA, PEOPLE'S REP. (MAINLAND).....	5,000	76,450
	GERMANY.....	4,000	224,243
	UNITED KINGDOM OF GT BRITAIN.....	29,100	1,211,621
2933798000	ACYCLIC LACTAMS, NESOI KG	906	8,571,481
	UNITED KINGDOM OF GT BRITAIN.....	906	8,571,481
2933901100	CARBAZOLE KG	47	71,720
	ITALY.....	47	71,720
2933901300	6-BROMO-5-METHYL-1H-IMIDAZO-(4,5-B) PYRIDINE ETC KG	17,208	554,896
	CHINA, PEOPLE'S REP. (MAINLAND).....	11,321	153,723
	SPAIN.....	5,887	401,173
2933904600	OTHER ANTI-INFECTION AGENTS KG	679	141,011
	MEXICO.....	110	6,600
	REPUBLIC OF KOREA.....	500	11,000
	UNITED KINGDOM OF GT BRITAIN.....	69	123,411
2933905300	OTHER CARDIOVASCULAR DRUGS KG	151,734	54,396,601
	FRANCE.....	9,773	1,862,995
	GERMANY.....	8,701	5,863,573
	IRELAND.....	43,591	10,323,769
	JAPAN.....	51,472	29,616,439
	MEXICO.....	37,383	5,292,119
	SPAIN.....	165	224,559
	SWITZERLAND.....	649	1,213,147
2933905590	OTHER ANALGESICS, ANTIPYRETICS AND NON-HORMONAL KG	226	9,443,755
	IRELAND.....	226	9,443,755
2933906100	OTHER ANTIDEPRESSANTS, TRANQUILIZERS ETC KG	1,623	643,651
	FRANCE.....	288	284,666
	GERMANY.....	315	115,085
	ITALY.....	720	176,400
	SWITZERLAND.....	300	67,500
2933906500	ANTICONVULSANTS, HYPNOTICS & SEDATIVES W/HETEROCYC KG	6,490	38,007,091
	CHINA, PEOPLE'S REP. (MAINLAND).....	3,260	724,710

TABLE 2 - IMPORTS INTO PUERTO RICO FROM FOREIGN COUNTRIES  
BY COMMODITY AND COUNTRY OF ORIGIN-FISCAL YEAR 2000

COMM-CODE	COMMODITY, COUNTRY AND UNIT OF QUANTITY	QUANTITY	VALUE-\$
	FRANCE.....	1,700	36,815,599
	ITALY.....	1,530	466,782
2933907000	OTHER DRUGS PRIM AFFECT THE CENT NERV SYSTEM KG	40	204,183
	JAPAN.....	40	204,183
2933907500	OTHER DRUGS WITH NITROGEN HETERO-ATOM(S) ONLY KG	1,677	2,485,184
	SPAIN.....	1,450	64,234
	UNITED KINGDOM OF GT BRITAIN.....	227	2,420,950
2933907900	PROD IN U.S. NOTE 3 TO SEC 6 WITH NITRO ATOMS ET KG	25,642	6,888,215
	GERMANY.....	4,000	394,247
	MEXICO.....	1,315	89,038
	UNITED KINGDOM OF GT BRITAIN.....	20,327	5,904,930
2933908210	BENZOTIRAZOLE (CAS #95-14-7) KG	42,194	3,888,791
	BELGIUM.....	960	99,590
	GERMANY.....	31,500	2,966,962
	IRELAND.....	2,884	166,672
	MEXICO.....	5,850	616,380
	SWITZERLAND.....	1,000	39,187
2933908290	AROM OR MOD-AROM CMPDS WITH NITRO-ATOMS ETC KG	225	1,411,800
	FRANCE.....	225	1,411,800
2933909000	DRUGS (EXC AROM OR MOD-AROM) WITH NITRO HETERO ETC KG	8,677	509,192
	AUSTRALIAN ISLANDS.....	5,947	98,573
	INDIA.....	1,400	69,629
	SPAIN.....	965	307,147
	UNITED KINGDOM OF GT BRITAIN.....	365	33,843
2933909700	OTHER CMPDS (EXC AROM OR MOD-AROM) WITH NITRO ETC KG	15,474	3,889,498
	FRANCE.....	226	1,789,500
	GERMANY.....	15,248	2,099,998
2934101000	AROM OR MOD-AROM PROD IN U.S. NOTE 3 SECT 6 ETC KG	13,552	15,633,488
	IRELAND.....	2,741	4,185,382
	JAPAN.....	10,422	10,859,467
	UNITED KINGDOM OF GT BRITAIN.....	389	588,639
2934109000	OTHER CMPDS(EXC AROM OR MOD-AROM) CONT THIAZOL ETC KG	14,784	1,302,447
	IRELAND.....	4,272	634,214
	ITALY.....	5,264	241,459
	MEXICO.....	5,248	426,774
2934302300	ANTIDEPRESSANTS, TRANQUILIZERS AND OTHER PSCH AGTS KG	998	165,040
	IRELAND.....	907	150,040
	REP. OF SOUTH AFRICA.....	91	15,000
2934302700	OTHER DRUGS,NESOI KG	2,750	326,484
	FRANCE.....	2,750	326,484
2934900100	MYCOPHENOLATE MOFETIL KG	66,716	30,377,522
	IRELAND.....	45,071	20,414,897
	SWITZERLAND.....	21,645	9,962,625
2934901100	BENTAZON; PHOSALONE; AND 1,2-BENZISOTHIAZOLIN-3-ON KG	1,500	369,732
	SPAIN.....	1,500	369,732
2934903000	OTHER HETEROCYCLIC COMPOUNDS USED AS DRUGS KG	381,395	2,642,519,049
	BELGIUM.....	24,676	73,313,190
	FRANCE.....	29,023	11,984,813
	INDIA.....	41,175	1,613,279
	IRELAND.....	14,690	1,922,956,739
	ISRAEL.....	68,940	9,248,779
	ITALY.....	68,646	8,061,695
	JAPAN.....	86,721	137,547,889
	PORTUGAL.....	2,585	3,402,856
	SPAIN.....	5,480	1,255,471
	SWITZERLAND.....	10,047	3,177,468
	UNITED KINGDOM OF GT BRITAIN.....	29,412	469,956,870
2934903900	OTHER HETEROCYC CMPDS OF PROD IN U.S. NT 3 SEC 6 KG	760	1,005,340
	BELGIUM.....	53	641,309
	FRANCE.....	108	145,935
	UNITED KINGDOM OF GT BRITAIN.....	599	218,096
2934904400	OTHER AROM OR MOD-AROM HETERO CMPDS(EXC PROD ETC) KG	15,635	201,990
	BELGIUM.....	154	102,518
	IRELAND.....	15,481	99,472
2934904700	OTHER AROM OR MOD-AROM HETEROCYC CMPDS USED DRUGS KG	86,463	51,248,995
	FINLAND.....	6	29,903
	FRANCE.....	3,298	2,503,572
	GERMANY.....	836	356,000
	IRELAND.....	860	631,829

TABLE 2 - IMPORTS INTO PUERTO RICO FROM FOREIGN COUNTRIES  
BY COMMODITY AND COUNTRY OF ORIGIN-FISCAL YEAR 2000

COMM-CODE	COMMODITY, COUNTRY AND UNIT OF QUANTITY	QUANTITY	VALUE-\$
	JAPAN.....	18,286	18,162,800
	MEXICO.....	162	145,853
	SPAIN.....	1,483	79,282
	SWITZERLAND.....	61,532	29,339,756
2934909000	OTHER NON-AROM OR NON-MOD AROM HETEROCYC CMPDS KG	169,648	19,858,620
	BELGIUM.....	1,420	3,480,299
	GERMANY.....	153,548	5,870,478
	IRELAND.....	616	5,887,339
	ITALY.....	5,138	179,947
	REPUBLIC OF KOREA.....	6,150	4,265,594
	UNITED KINGDOM OF GT BRITAIN.....	2,776	174,963
2935003200	ACTEYLSULFISOXAZOLE; SULFACETAMIDE, SODIUM; ETC. KG	500	8,224
	NETHERLANDS.....	500	8,224
2935006000	OTHER SULFONAMIDE DRUGS (EXCL ANTI-INFECTION AGENTS) KG	16,245	14,002,195
	CHINA, PEOPLE'S REP.(MAINLAND).....	116	576,000
	CROATIA.....	80	2,639
	FRANCE.....	86	1,654,000
	GERMANY.....	998	12,607
	ITALY.....	10,634	1,228,580
	SWITZERLAND.....	65	3,978,545
	UNITED KINGDOM OF GT BRITAIN.....	4,266	6,549,824
2935007500	OTHER SULFONAMIDES (EXCL DRUGS ETC) KG	212,629	10,223,992
	CHINA, PEOPLE'S REP.(MAINLAND).....	52,880	1,073,828
	FRANCE.....	1,650	214,897
	JAPAN.....	113,360	2,986,999
	UNITED KINGDOM OF GT BRITAIN.....	44,739	5,948,268
2935009500	OTHER SULFONAMIDES(EXC DRUGS,ETC)EXCL PROD U.S. ET KG	7,461	986,142
	ISRAEL.....	3,960	278,971
	ITALY.....	2,758	311,336
	NETHERLANDS.....	500	15,125
	UNITED KINGDOM OF GT BRITAIN.....	243	380,710
2936210000	VITAMINS A AND THEIR DERIVATIVES UNMIXED KG	270	22,851
	UNITED KINGDOM OF GT BRITAIN.....	270	22,851
2936270000	VITAMIN C (ASCORBIC ACID) AND ITS DERIVATIVES KG	5,603	17,496
	CHINA, PEOPLE'S REP.(MAINLAND).....	5,603	17,496
2936292000	OTHER AROM OR MOD-AROM VITAMINS AND DERIVATIVES KG	357	1,138,194
	GERMANY.....	171	393,630
	SWITZERLAND.....	186	744,564
2937100000	PITUITARY (ANTERIOR) OR SIMILAR HORMONES GM	365,130	95,360,355
	ARGENTINA.....	330	934,480
	SWITZERLAND.....	364,800	94,425,875
2937220000	HALOGENATED DERIV OF ADRENAL CORTICAL HORMONES GM	2,500	8,580
	UNITED KINGDOM OF GT BRITAIN.....	2,500	8,580
2937921050	OTHER PROGESTINS OF ANIMAL OR VEGETABLE ORIGIN KG	244	1,193,598
	HUNGARY.....	102	889,505
	MEXICO.....	142	304,093
2937925010	ESTROGENS NOT DERIV FROM ANIMAL OR VEGETABLE MATER GM	427,356	24,480
	MEXICO.....	383,255	6,010
	SWEDEN.....	44,101	18,470
2937925020	PROGESTERONE NOT DERIV FR ANIMAL OR VEGETABLE MATER GM	408,000	1,081,132
	GERMANY.....	408,000	1,081,132
2937925050	OTHER PROGESTINS NOT OF ANIMAL OR VEGETABLE ORIGIN GM	27,967,262	19,725,075
	FRANCE.....	210,000	906,732
	GERMANY.....	3,131,300	2,498,225
	HUNGARY.....	493,807	2,657,801
	IRELAND.....	4,085,655	2,754,996
	MEXICO.....	11,626,000	10,541,400
	NETHERLANDS.....	8,420,500	365,921
2937999510	ANABOLIC AGENTS AND ANDROGENS GM	54,830	1,012,783
	UNITED KINGDOM OF GT BRITAIN.....	54,830	1,012,783
2937999550	OTHER HORMONES AND DERIVATIVES, OTHER STEROIDS ETC GM	1,547	3,767,931
	ARGENTINA.....	347	1,053,746
	SWITZERLAND.....	1,200	2,714,185
2938900000	OTHER GLYCOSIDES, NATURAL OR SYNTHETIC AND DERIV KG	7,037	9,814,233
	JAPAN.....	6,931	7,358,443
	SWITZERLAND.....	106	2,455,790
2939210000	QUININE AND ITS SALTS GM	25,000	3,325
	GERMANY.....	25,000	3,325
2939290010	QUINIDINE AND ITS SALTS GM	1,400,000	179,342

TABLE 2 - IMPORTS INTO PUERTO RICO FROM FOREIGN COUNTRIES  
BY COMMODITY AND COUNTRY OF ORIGIN-FISCAL YEAR 2000

COMM-CODE	COMMODITY, COUNTRY AND UNIT OF QUANTITY	QUANTITY	VALUE-\$
	NETHERLANDS.....	1,400,000	179,342
2939290050	OTHER ALKALOIDS OF CINCHONA AND THEIR DERIVATIVES GM	4,100,000	563,349
	NETHERLANDS.....	4,100,000	563,349
2939300000	CAFFEINE AND ITS SALTS KG	992,975	9,180,456
	CHINA, PEOPLE'S REP. (MAINLAND).....	588,000	4,704,000
	GERMANY.....	90,000	1,078,979
	ITALY.....	230,975	2,454,019
	MEXICO.....	34,000	473,400
	SPAIN.....	50,000	470,058
2939500000	THEOPHYLLINE AND AMINOPHYLLINE AND THEIR DERIV KG	277,557	4,161,701
	GERMANY.....	277,557	4,161,701
2939901000	NAT VEG ALKALOIDS AND THEIR SALTS, ESTERS, ETC KG	17	53,007
	IRELAND.....	17	53,007
2939905000	OTHER VEG ALKALOIDS (EXC NATURAL) AND THEIR DERIV KG	442	1,571,730
	BELGIUM.....	33	744,688
	BRAZIL.....	400	750,372
	IRELAND.....	1	64,252
	SPAIN.....	8	12,418
2940006000	OTHER SUGARS NESOI EXCL D-ARABINOSE KG	400	9,798
	GERMANY.....	400	9,798
2941101000	AMPICILLIN AND ITS SALTS KG	61,930	6,105,146
	ITALY.....	61,930	6,105,146
2941103000	CARFECILLIN, SODIUM; CLOXACILLIN, SODIUM ETC KG	14,688	1,758,038
	ITALY.....	13,763	1,665,538
	SPAIN.....	925	92,500
2941105000	OTHER PENICILLINS AND THEIR DERIVATIVES ETC KG	633,346	85,987,401
	ITALY.....	486,684	46,130,517
	JAPAN.....	14,887	36,796,903
	SPAIN.....	2,575	86,967
	SWEDEN.....	129,200	2,973,014
2941300000	TETRACYCLINES AND THEIR DERIVATIVES; SALTS THEREOF GM	7,409,000	13,014,677
	CHINA, PEOPLE'S REP. (MAINLAND).....	2,708,000	706,500
	PORTUGAL.....	4,701,000	12,308,177
2941500000	ERYTHROMYCIN AND ITS DERIVATIVES; SALTS THEREOF GM	87,026,819	54,021,515
	AUSTRALIAN ISLANDS.....	9,838,400	5,966,498
	AUSTRIA.....	5,515	350,000
	CROATIA.....	77,182,904	47,705,017
2941901010	AMINOGLYCOSIDE ANTIBIOTICS KG	455	369,000
	CHINA, PEOPLE'S REP. (MAINLAND).....	455	369,000
2941901050	NATURAL ANTIBIOTICS, NESOI KG	74,438	9,354,342
	ITALY.....	73,275	2,224,174
	UNITED KINGDOM OF GT BRITAIN.....	1,163	7,130,168
2941903000	AROMATIC OR MOD AROMATIC ANTIBIOTICS (EXC NATURAL) KG	150,241	92,919,928
	BRAZIL.....	12,056	2,917,622
	CHINA, PEOPLE'S REP. (MAINLAND).....	10,928	3,625,763
	ITALY.....	122,894	85,482,000
	JAPAN.....	3,029	682,462
	SPAIN.....	1,334	212,081
2941905000	OTHER ANTIBIOTICS (EXC NAT, AROMAT AND MOD-AROMAT) KG	48,738	28,356,827
	CHINA, PEOPLE'S REP. (MAINLAND).....	11,644	2,211,607
	CROATIA.....	12,688	7,464,247
	IRELAND.....	2	14,994
	ITALY.....	14,341	8,274,801
	JAPAN.....	5,842	7,096,514
	SLOVENIA.....	3,772	708,449
	SPAIN.....	150	11,304
	UNITED KINGDOM OF GT BRITAIN.....	299	2,574,911
2942005000	OTHER ORGANIC CMPDS (EXC AROMAT OR MOD-AROMATIC) KG	556	231,400
	GERMANY.....	556	231,400
	PHARMACEUTICAL PRODUCTS..... TOTAL	1,615,112	411,999,273
3002100010	HUMAN BLOOD PLASMA KG	419	141,988
	BELGIUM.....	290	82,663
	GERMANY.....	129	59,325
3002100090	OTHER BLOOD FRACTIONS NESOI KG	6	72,204
	UNITED KINGDOM OF GT BRITAIN.....	6	72,204
3002200000	VACCINES FOR HUMAN MEDICINE KG	450	204,000
	CANADA.....	450	204,000

TABLE 2 - IMPORTS INTO PUERTO RICO FROM FOREIGN COUNTRIES  
BY COMMODITY AND COUNTRY OF ORIGIN-FISCAL YEAR 2000

COMM-CODE	COMMODITY, COUNTRY AND UNIT OF QUANTITY	QUANTITY	VALUE-\$
3003200000	MEDICAMENTS CONTAINING OTHER ANTIBIOTICS ETC KG	28,149	16,000,038
	ITALY.....	28,149	16,000,038
3003395000	OTHER MEDICAMENTS CONTAINING HORMONES ETC KG	1,140	2,144,609
	ITALY.....	1,140	2,144,609
3003400000	MEDICAMENTS CONTAINING ALKALOIDS OR DERIVAT ETC KG	12	50,817
	JAPAN.....	12	50,817
3003900000	OTHER MEDICAMENTS (EXC GOODS OF HDS 3002,3005 ETC) KG	143,323	23,733,095
	FRANCE.....	120,250	17,815,122
	GERMANY.....	19,974	5,617,517
	SWITZERLAND.....	1,526	183,467
	UNITED KINGDOM OF GT BRITAIN.....	1,573	116,989
3004200010	MEDICAMENTS CONT ANTIBIOTICS NESOI, VET USE KG	3,605	89,552
	NETHERLANDS.....	3,605	89,552
3004200060	OTHER ANTIBIOTICS NESOI,NOT FOR VETERINARY KG	299,119	11,079,648
	ITALY.....	299,119	11,079,648
3004390010	PROD OF HEAD 2937 BUT NOT CONT ANTIBIO NESOI KG	472	236,361
	SWEDEN.....	472	236,361
3004390050	PROD OF HEAD 2937 ETC,NOT FOR VETERINARY USE,ETC KG	3,474	264,921
	SWEDEN.....	3,473	258,921
	SWITZERLAND.....	1	6,000
3004400010	CARDIOVASCULAR MEDICAMENTS KG	100	317,383
	FRANCE.....	100	317,383
3004400070	OTHER MEDICAMENTS CONTAINING ALKALOIDS ETC KG	9	2,870
	ITALY.....	9	2,870
3004504000	OTHER VITAMINS SYNTHESIZED FROM AROM OR MOD-AR ETC KG	147,267	581,396
	MEXICO.....	147,267	581,396
3004505005	OTHER MEDICAMENTS CONT VITAMINS ETC, NESOI KG	790	2,081
	MEXICO.....	790	2,081
3004505030	MULT VITAMINS COMB WITH MINERLS OR OTHER NUTRIENTS KG	1,301	4,238
	DOMINICAN REPUBLIC.....	1,301	4,238
3004505040	MULT VITAMINS NOT COMB WITH MINERLS/NUTRIENTS KG	1,066	10,268
	NORWAY.....	1,066	10,268
3004909003	OTHER MEDICAMENTS,NESOI,FOR VETERINARY USE KG	19,925	1,267,635
	UNITED KINGDOM OF GT BRITAIN.....	19,925	1,267,635
3004909010	OTHER ANTI-INFECTIVE MEDICAMENTS NESOI KG	17,780	1,550,168
	IRELAND.....	15,206	1,440,037
	SWEDEN.....	97	35,829
	UNITED KINGDOM OF GT BRITAIN.....	2,477	74,302
3004909015	ANTINEOPLASTIC AND IMMUNOSUPPRESSIVE MEDICAMENTS KG	46,221	148,828,035
	AUSTRALIAN ISLANDS.....	4	29,348
	FRANCE.....	41,683	6,657,265
	GERMANY.....	3,774	138,701,824
	SWEDEN.....	8	72,240
	UNITED KINGDOM OF GT BRITAIN.....	752	3,367,358
3004909020	CARDIOVASCULAR MEDICAMENTS NESOI KG	54,609	27,996,551
	CANADA.....	19	67,500
	FRANCE.....	45,491	26,786,712
	GERMANY.....	8,735	1,025,947
	ISRAEL.....	364	116,392
3004909028	ANALGESICS, ANTIPYRETICS, NONHORMONL ANTI-INFL,NESO KG	432,187	14,878,728
	COSTA RICA.....	1,975	10,761
	PANAMA.....	331,038	5,388,115
	UNITED KINGDOM OF GT BRITAIN.....	99,174	9,479,852
3004909035	ANTIDEPRESSANTS, TRANQU. & OTHER PSYCH AGT NESOI KG	55,497	21,322,424
	BELGIUM.....	5,331	3,830,305
	ITALY.....	50,166	17,492,119
3004909040	MEDICAMENTS PRIM AFFECT THE CENT NER SYSTEM NESOI KG	113	14,906
	ISRAEL.....	113	14,906
3004909045	DERMATOLOGICAL AGENTS & LOCAL ANESTHETICS NESOI KG	94	3,870
	UNITED KINGDOM OF GT BRITAIN.....	94	3,870
3004909055	ANTACIDS KG	30,370	3,937,844
	CANADA.....	28,046	227,620
	GERMANY.....	2,324	3,710,224
3004909060	OTHER MEDICAMENTS PRIM AFFECT DIGEST SYS NESOI KG	11,110	202,343
	BELGIUM.....	1	4,923
	GERMANY.....	10,080	74,055
	UNITED KINGDOM OF GT BRITAIN.....	1,029	123,365
3004909075	COUGH AND COLD PREPARATIONS KG	6,940	110,000
	VENEZUELA.....	6,940	110,000

TABLE 2 - IMPORTS INTO PUERTO RICO FROM FOREIGN COUNTRIES  
BY COMMODITY AND COUNTRY OF ORIGIN-FISCAL YEAR 2000

COMM-CODE	COMMODITY, COUNTRY AND UNIT OF QUANTITY	QUANTITY	VALUE-\$
3004909085	OTHER MEDICAMENTS PRIM AFFECT THE EYES, EARS ETC KG	13	9,109
	UNITED KINGDOM OF GT BRITAIN.....	13	9,109
3004909090	MEDICAMENTS NOT ELSEWHERE SPECIFIED OR INCLUDED KG	281,595	136,618,088
	ARGENTINA.....	512	23,758
	CANADA.....	3,419	34,406
	FRANCE.....	159,672	25,461,524
	IRELAND.....	869	7,988
	MEXICO.....	110,806	110,917,127
	SWEDEN.....	113	41,583
	SWITZERLAND.....	6,100	127,548
	UNITED KINGDOM OF GT BRITAIN.....	104	4,154
3005101000	ADHES DRESSNGS COATED OR IMPREG WITH PHARMA SUBSTS KG	197	2,531
	GERMANY.....	197	2,531
3005105000	ADHESIVE DRESSINGS ETC NOT COATED WITH PHARM PROD KG	17,452	64,959
	CANADA.....	432	10,479
	CHINA (TAIWAN).....	150	1,411
	UNITED KINGDOM OF GT BRITAIN.....	48	3,432
	VENEZUELA.....	16,822	49,637
3005905090	OTHER WADDING, GAUZE AND SIMILAR ARTICLES, NESOI KG	5,920	101,240
	CANADA.....	171	5,427
	CHINA (TAIWAN).....	100	677
	DOMINICAN REPUBLIC.....	79	2,705
	GERMANY.....	914	16,903
	ITALY.....	726	9,917
	MEXICO.....	3,309	33,197
	UNITED KINGDOM OF GT BRITAIN.....	621	32,414
3006100000	STERILE SURGICAL CATGUT, SIMILAR STERILE MATER ETC KG	3,000	142,331
	MEXICO.....	657	23,955
	UNITED KINGDOM OF GT BRITAIN.....	2,343	118,376
3006400000	DENTAL CEMENTS AND OTHER DENTAL FILLINGS ETC KG	1,387	13,042
	ARGENTINA.....	1,355	9,317
	BRAZIL.....	32	3,725
	FERTILIZERS..... TOTAL	30,308	3,949,640
3102100000	UREA, WHETHER OR NOT IN AQUEOUS SOLUTION T	3,121	382,683
	BELGIUM.....	342	73,040
	FRANCE.....	203	40,108
	NETHERLANDS.....	76	14,035
	TRINIDAD @ TOBAGO.....	2,500	255,500
3102210000	AMMONIUM SULFATE T	11,065	738,275
	BELGIUM.....	23	3,920
	FRANCE.....	10,900	709,770
	GERMANY.....	82	11,785
	HONG KONG.....	20	8,900
	VENEZUELA.....	40	3,900
3102300000	AMMONIUM NITRATE, WHETHER/NOT IN AQUEOUS SOLUTION T	3,133	786,183
	CANADA.....	1,453	338,030
	COSTA RICA.....	1,680	448,153
3102900000	MINERAL/CHEMICAL FERTILIZERS, NITROGENOUS, NESOI T	104	56,850
	ISRAEL.....	104	56,850
3103100020	SUPERPHOSPHATES, >=40% PHOSPHORUS PENTOXIDE T	2,530	355,806
	BELGIUM.....	41	9,134
	DOMINICAN REPUBLIC.....	69	12,503
	FRANCE.....	2,420	334,169
3104100000	CARNALLITE & OTHER CRUDE NATURAL POTASSIUM SALTS T	25	9,013
	CANADA.....	25	9,013
3104200000	POTASSIUM CHLORIDE T	5,822	716,401
	CANADA.....	2	5,221
	GERMANY.....	36	9,228
	ISRAEL.....	40	10,440
	RUSSIA.....	5,742	689,057
	UNITED KINGDOM OF GT BRITAIN.....	2	2,455
3104300000	POTASSIUM SULFATE T	173	68,153
	GERMANY.....	173	68,153
3104900000	MINERAL OR CHEMICAL FERTILIZER, POTASSIC, NESOI T	409	123,292
	DOMINICAN REPUBLIC.....	249	58,392
	ISRAEL.....	160	64,900
3105200000	FERTILERS CONTAIN NITROGEN, PHOSPHORUS & POTASSIUM T	41	36,712

TABLE 2 - IMPORTS INTO PUERTO RICO FROM FOREIGN COUNTRIES  
BY COMMODITY AND COUNTRY OF ORIGIN-FISCAL YEAR 2000

COMM-CODE	COMMODITY, COUNTRY AND UNIT OF QUANTITY	QUANTITY	VALUE-\$
	ISRAEL.....	41	36,712
3105300000	DIAMMONIUM HYDROGENORTHOPHOSPHATE (DAP) T.....	3,762	564,300
	RUSSIA.....	3,762	564,300
3105400050	MIXTURE W/DIAMMONIUM HYDROGENORTHOPHOSPHATE,NESOI T.....	92	53,870
	MEXICO.....	92	53,870
3105900050	OTHER FERTILIZERS, NESOI T.....	31	58,102
	MEXICO.....	31	58,102
	TANNING OR DYEING EXTRACTS; TANNINS AND THEIR DERIVATIVES; DYES, PIGMENTS AND OTHER COLORING MATTER ; PAINTS AND VARNISHES; PUTTY AND OTHER MASTICS; INKS..... TOTAL		6,539,476
3201905000	TANNING EXTRACTS OF VEGETABLE ORIGIN, NESOI KG.....	8,211	11,849
	ITALY.....	8,211	11,849
3203001000	ANNATO, ARCHIL, COCHINEAL, CUDBEAR, LITMUS, ETC KG.....	119,111	84,143
	DOMINICAN REPUBLIC.....	4,536	10,000
	GUATEMALA.....	16,240	12,220
	PERU.....	98,335	61,923
3203008000	COLORING MATTER OF VEG OR ANIMAL ORIGIN, NESOI KG.....	835	81,700
	CHILE.....	835	81,700
3204124500	ACID DYES & PREPS DESCRIB IN ADD U.S.NOTE 3, SECT KG.....	1,057	22,248
	SWITZERLAND.....	1,057	22,248
3204125000	ACID DYES,NESOI KG.....	1,869	9,738
	SWITZERLAND.....	1,869	9,738
3204131000	BASIC DYES & PREPS BASED THEREON,BASIC BLACK 7,ETC KG.....	13,208	307,087
	FRANCE.....	122	3,539
	GERMANY.....	2,113	48,473
	MEXICO.....	2,277	52,623
	SWITZERLAND.....	8,696	202,452
3204158000	VAT DYES & PREPS BASED THEREON,NESOI KG.....	425	81,000
	INDIA.....	425	81,000
3204163000	REACTIVE DYES & PREPS, DES IN ADD U.S.NOTE 3,SEC V KG.....	510	12,573
	INDIA.....	195	2,535
	SWITZERLAND.....	315	10,038
3204170425	PIGMENTS AND PREPS, PIGMENT RED 144 KG.....	217	9,845
	GERMANY.....	168	7,620
	SWITZERLAND.....	49	2,225
3204170485	PIGMENTS AND PREPS, PIGMENT BLACK 1 ETC., NESOI KG.....	245	3,739
	FRANCE.....	245	3,739
3204208000	SYNTHETIC ORGAN PROD,FLUORESCENT BRIGHTENERS,NESOI KG.....	2,260	21,001
	SWITZERLAND.....	2,260	21,001
3206110000	PIGMENTS, TITANIUM DIOXIDE 80% OR > BY WGT OF TiO2 KG.....	897,480	1,734,683
	CANADA.....	16,574	35,103
	COSTA RICA.....	659	3,694
	GERMANY.....	244,954	420,107
	MEXICO.....	616,721	1,243,854
	SPAIN.....	18,572	31,925
3206190000	PIGMENTS & PREP BASED ON TITANIUM DIOXID, NESOI KG.....	5,389	125,239
	GERMANY.....	5,389	125,239
3206200010	CHROME YELLOW KG.....	3,000	6,598
	BELGIUM.....	3,000	6,598
3206200050	PIGMENTS & PREPS BASED ON CHROMIUM COMPOUNDS,NESOI KG.....	2,743	6,630
	BELGIUM.....	2,743	6,630
3206491000	CONCENTRATED DISPERSIONS OF PIGMTS IN PLASTIC MAT KG.....	28,639	75,418
	CANADA.....	28,639	75,418
3206492000	PREPARATIONS BASED ON IRON OXIDES KG.....	5,146	6,421
	BELGIUM.....	5,146	6,421
3206495000	OTHER COLORING MATTER AND OTHER PREPARATIONS,NESOI KG.....	308,845	1,108,769
	BRAZIL.....	23,816	43,438
	GERMANY.....	6,628	10,473
	MEXICO.....	11,951	61,124
	PANAMA.....	73	5,087
	SPAIN.....	197,682	852,782
	UNITED KINGDOM OF GT BRITAIN.....	60,514	125,515
	VENEZUELA.....	8,181	10,350
3207100000	PREPARED PIGMENTS,OPACIFIERS,COLORS & SIMILAR PREP KG.....	391	14,254
	SPAIN.....	391	14,254

TABLE 2 - IMPORTS INTO PUERTO RICO FROM FOREIGN COUNTRIES  
BY COMMODITY AND COUNTRY OF ORIGIN-FISCAL YEAR 2000

COMM-CODE	COMMODITY, COUNTRY AND UNIT OF QUANTITY	QUANTITY	VALUE-\$
3207300000	LIQUID LUSTRES AND SIMILAR PREPARATIONS KG	200	5,000
	ITALY.....	200	5,000
3207401000	GLASS FRIT AND OTHER GLASS, GROUND OR PULVERIZED KG	16,972	319,260
	GERMANY.....	140	11,620
	JAPAN.....	1,682	176,220
	NETHERLANDS.....	15,150	131,420
3208100000	PAINTS & VARNISHES,IN NONAQUEOUS MEDIUM,POLYESTERS L	1,597	14,005
	MEXICO.....	1,597	14,005
3208200000	PAINTS & VARNISHES,NONAQUEUS,ACRYLIC/VINYL POLYMER L	557	12,552
	GERMANY.....	557	12,552
3208900000	PAINTS & VARNISHES,IN NONAQUEUS MEDIUM,NESOI L	1,174	28,794
	DOMINICAN REPUBLIC.....	275	2,981
	SPAIN.....	899	25,813
3209100000	PAINTS & VARNISHES,AQUEUS, ACRYLIC OR VINYL POLYMR L	1,281,085	1,711,846
	CANADA.....	880	2,570
	COSTA RICA.....	1,274,805	1,696,826
	SPAIN.....	5,400	12,450
3209900000	PAINTS & VARNISHES,IN AN AQUEOUS MEDIUM, NESOI L	12,652	115,540
	CANADA.....	4,447	15,013
	JAPAN.....	128	27,600
	MEXICO.....	2,800	20,745
	SPAIN.....	5,277	52,182
3212900010	METALLIC ALUMINUM PIGMENTS KG	354	2,971
	SPAIN.....	354	2,971
3212900050	PIGMENTS,NONAQUEUS,OTH COLORING MAT,RETAIL,NESOI KG	5,838	29,597
	EL SALVADOR.....	1,367	6,050
	FRANCE.....	1,249	7,974
	SPAIN.....	3,222	15,573
3213100000	ARTISTS' STUDENTS'COLORS ETC, COLORS IN SETS X		118,567
	CHINA (TAIWAN).....		71,200
	CHINA,PEOPLE'S REP.(MAINLAND).....		22,828
	HONG KONG.....		2,400
	SPAIN.....		22,139
3213900000	ARTISTS' STUDENTS'COLORS ETC, NESOI PCS	7,776	2,081
	MEXICO.....	7,776	2,081
3214100010	CAULKING COMPOUNDS KG	53,095	169,601
	MEXICO.....	53,095	169,601
3214100020	MASTICS OTHER THAN CAULKING COMPOUNDS KG	51,349	49,144
	CANADA.....	3,440	13,344
	COSTA RICA.....	4,375	2,250
	SPAIN.....	3,934	13,280
	TRINIDAD @ TOBAGO.....	39,600	20,270
3214100090	PAINTERS' FILLINGS KG	19,332	19,235
	MEXICO.....	19,332	19,235
3214901000	GLAZERS' PUTTY,ETC, BASED ON RUBBER KG	17,474	31,458
	AUSTRALIAN ISLANDS.....	14,586	20,756
	SPAIN.....	2,888	10,702
3214905000	GLAZERS' PUTTY,ETC, NESOI KG	97,597	156,473
	CANADA.....	17,601	76,420
	SPAIN.....	79,996	80,053
3215110010	PRINTING INK,BLACK, NEWS KG	414	17,602
	DOMINICAN REPUBLIC.....	414	17,602
3215110020	PRINTING INK, BLACK, FLEXOGRAPHIC KG	945	6,462
	VENEZUELA.....	945	6,462
3215110060	PRINTING INK, BLACK, NESOI KG	26	3,744
	ITALY.....	26	3,744
3215905000	INK,NESOI KG	248	2,609
	MEXICO.....	248	2,609
	ESSENTIAL OILS AND RESINOIDS; PERFUMERY, COSMETIC OR TOILET PREPARATIONS..... TOTAL		31,405,299
3301120000	ESSENTIAL CITRUS FRUIT OILS OF ORANGE KG	11,126	79,370
	CANADA.....	9,081	8,408
	ITALY.....	1,975	64,017
	URUGUAY.....	70	6,945
3301130000	ESSENTIAL CITRUS FRUIT OILS OF LEMON KG	78,529	1,562,702
	ARGENTINA.....	59,991	972,688



TABLE 2 - IMPORTS INTO PUERTO RICO FROM FOREIGN COUNTRIES  
BY COMMODITY AND COUNTRY OF ORIGIN-FISCAL YEAR 2000

COMM-CODE	COMMODITY, COUNTRY AND UNIT OF QUANTITY	QUANTITY	VALUE-\$
	BELGIUM.....	1,787	40,082
	FRANCE.....	1,123	88,809
	IRELAND.....	1,746	31,830
	ITALY.....	5,455	101,487
	MEXICO.....	3,075	244,811
	UNITED KINGDOM OF GT BRITAIN.....	5,352	82,995
3301140000	ESSENTIAL CITRUS FRUIT OILS OF LIME KG	24,844	310,200
	UNITED KINGDOM OF GT BRITAIN.....	24,844	310,200
3301195000	ESSENTIAL OILS OF CITRUS FRUIT, NESOI KG	2,217	9,849
	COLOMBIA.....	2,217	9,849
3301250020	ESSENTIAL OILS OF SPEARMINT KG	5,432	207,192
	BRAZIL.....	1,400	16,544
	ITALY.....	4,032	190,648
3301250050	ESSENTIAL OILS OF MINTS, NESOI KG	27,188	795,919
	BRAZIL.....	4,900	29,014
	ITALY.....	22,288	766,905
3301295007	ESSENTIAL OILS OF CASSIA KG	10,735	268,600
	JAPAN.....	10,735	268,600
3301295050	ESSENTIAL OILS EXC THOSE OF CITRUS FRUIT, NESOI KG	10,024	185,884
	ARGENTINA.....	1,648	72,600
	ITALY.....	1,460	17,906
	MARTINIQUE.....	853	10,847
	MEXICO.....	2,667	13,608
	PHILIPPINES.....	544	4,975
	SPAIN.....	312	4,072
	SWITZERLAND.....	1,229	16,971
	UNITED KINGDOM OF GT BRITAIN.....	397	8,333
	URUGUAY.....	914	36,572
3301905000	CONCRETES& ABSOL;CONCENTRAT,ETC OF ESSEN OIL,NESOI KG	698	4,032
	INDIA.....	698	4,032
3302101000	MIXTURE ODORIFEROUS SUBSTANCE NT CONTAIN ALCOHOL KG	91,600	3,283,688
	BRAZIL.....	1,987	22,615
	CHILE.....	38,171	183,685
	FRANCE.....	18,296	2,607,208
	IRELAND.....	10,665	9,972
	ITALY.....	320	12,311
	JAPAN.....	15	4,299
	MEXICO.....	3,828	119,888
	SINGAPORE.....	399	3,974
	UNITED KINGDOM OF GT BRITAIN.....	17,919	319,736
3302102000	MIXTURES CONTAINING NT OVER 20% ALCOHOL BY WEIGHT KG	800	13,308
	ITALY.....	800	13,308
3302109000	MIXTURES CONTAIN OVER 20% ALCOHOL BY WEIGHT, NESOI KG	775	16,239
	FRANCE.....	575	12,800
	ITALY.....	200	3,439
3302901010	PERFUME OIL BLENDS CONTAIN NO ALCOHOL/<=10% BY WT KG	873	25,318
	MEXICO.....	873	25,318
3302901050	MIXTURES CONTAIN NO ALCOHOL/<=10% BY WT, NESOI KG	64,535	893,147
	MEXICO.....	64,535	893,147
3303001000	FLORAL OR FLOWER WATERS NOT CONTAINING ALCOHOL L	9,360	32,851
	SPAIN.....	9,360	32,851
3303002000	PERFUMES & TOILET WATERS NT CONTAIN ALCOHOL, NESOI KG	21,778	99,257
	FRANCE.....	2,058	56,660
	ITALY.....	585	6,058
	REP. OF SOUTH AFRICA.....	17,919	28,856
	SPAIN.....	261	3,632
	VENEZUELA.....	955	4,051
3303003000	PERFUMES AND TOILET WATERS CONTAINING ALCOHOL KG	620,683	14,978,789
	CHINA,PEOPLE'S REP.(MAINLAND).....	1,061	4,925
	FRANCE.....	247,603	9,836,621
	GERMANY.....	3,356	122,467
	GUATEMALA.....	3,428	19,250
	ITALY.....	8,491	373,426
	MEXICO.....	33,862	250,841
	NETHERLANDS.....	72	3,542
	REP. OF SOUTH AFRICA.....	6,127	69,603
	REPUBLIC OF KOREA.....	211	2,982
	SPAIN.....	231,819	1,614,164
	SWITZERLAND.....	19,286	897,498

TABLE 2 - IMPORTS INTO PUERTO RICO FROM FOREIGN COUNTRIES  
BY COMMODITY AND COUNTRY OF ORIGIN-FISCAL YEAR 2000

COMM-CODE	COMMODITY, COUNTRY AND UNIT OF QUANTITY	QUANTITY	VALUE-\$
	UNITED KINGDOM OF GT BRITAIN.....	58,677	1,742,479
	URUGUAY.....	214	15,299
	VENEZUELA.....	6,476	25,692
3304100000	LIP MAKE-UP PREPARATIONS X		153,801
	BELGIUM.....		78,886
	CANADA.....		8,435
	FRANCE.....		40,927
	GERMANY.....		2,562
	ITALY.....		11,684
	REPUBLIC OF KOREA.....		8,987
	UNITED KINGDOM OF GT BRITAIN.....		2,320
3304200000	EYE MAKE-UP PREPARATIONS X		128,857
	BELGIUM.....		4,689
	FRANCE.....		70,666
	ITALY.....		48,027
	JAPAN.....		2,881
	REPUBLIC OF KOREA.....		2,594
3304300000	MANICURE OR PEDICURE PREPARATIONS X		38,129
	BELGIUM.....		13,744
	FRANCE.....		12,421
	GERMANY.....		5,053
	SPAIN.....		4,903
	UNITED KINGDOM OF GT BRITAIN.....		2,008
3304910010	ROUGES X		208,649
	FRANCE.....		18,874
	SPAIN.....		189,775
3304910050	MAKE-UP POWDER, WHETHER/NT COMPRESSED, NESOI X		260,172
	CANADA.....		2,380
	FRANCE.....		16,927
	ITALY.....		40,428
	MARTINIQUE.....		10,265
	MEXICO.....		73,617
	REPUBLIC OF KOREA.....		50,782
	SPAIN.....		65,773
3304991000	PETROLEUM JELLY PUT UP FOR RETAIL SALE X		8,325
	SPAIN.....		8,325
3304995000	BEAUTY & SKIN CARE PREPARATION, NESOI X		2,548,224
	ARGENTINA.....		44,852
	BELGIUM.....		73,151
	CHINA,PEOPLE'S REP.(MAINLAND).....		17,390
	FRANCE.....		688,025
	GERMANY.....		2,592
	GUATEMALA.....		2,217
	IRELAND.....		3,332
	ISRAEL.....		9,191
	ITALY.....		14,769
	MEXICO.....		49,216
	MONACO.....		5,153
	REPUBLIC OF KOREA.....		45,200
	SPAIN.....		1,065,982
	SWITZERLAND.....		191,340
	TRINIDAD @ TOBAGO.....		2,865
	UNITED KINGDOM OF GT BRITAIN.....		332,949
3305100000	SHAMPOOS X		540,254
	ARGENTINA.....		13,477
	BRAZIL.....		4,048
	CANADA.....		3,472
	CHINA,PEOPLE'S REP.(MAINLAND).....		29,506
	DOMINICAN REPUBLIC.....		24,170
	FRANCE.....		3,217
	GERMANY.....		29,549
	GUATEMALA.....		34,968
	ITALY.....		40,643
	MEXICO.....		109,290
	SPAIN.....		53,240
	UNITED KINGDOM OF GT BRITAIN.....		8,129
	VENEZUELA.....		186,545
3305200000	PREPARATIONS FOR PERMANENT WAVING OR STRAIGHTENING X		45,129
	BRAZIL.....		14,073

TABLE 2 - IMPORTS INTO PUERTO RICO FROM FOREIGN COUNTRIES  
BY COMMODITY AND COUNTRY OF ORIGIN-FISCAL YEAR 2000

COMM-CODE	COMMODITY, COUNTRY AND UNIT OF QUANTITY	QUANTITY	VALUE-\$
	DOMINICAN REPUBLIC.....		2,450
	ITALY.....		12,656
	REPUBLIC OF KOREA.....		15,950
3305300000	HAIR LACQUERS..... KG	518	3,480
	ITALY.....	518	3,480
3305900000	PREPARATIONS FOR USE ON THE HAIR, NESOI..... KG	914,307	3,088,502
	ARGENTINA.....	33,408	160,845
	BRAZIL.....	1,013	2,699
	CANADA.....	892	24,377
	CHINA,PEOPLE'S REP.(MAINLAND).....	5,720	12,448
	COLOMBIA.....	1,365	5,916
	DOMINICAN REPUBLIC.....	41,095	199,473
	FRANCE.....	14,910	110,803
	GERMANY.....	14,353	52,970
	GUATEMALA.....	19,747	23,342
	ITALY.....	49,790	353,894
	JAPAN.....	2,504	67,381
	MEXICO.....	513,134	1,631,586
	SPAIN.....	27,828	218,620
	TRINIDAD @ TOBAGO.....	110,705	68,161
	VENEZUELA.....	77,843	155,987
3306100000	DENTIFRICES..... X		246,903
	CANADA.....		85,781
	INDIA.....		20,487
	ISRAEL.....		93,382
	REPUBLIC OF KOREA.....		47,253
3306200000	YARN TO CLEAN BETWEEN THE TEETH (DENTAL FLOSS)..... KG	5,968	91,856
	GERMANY.....	1,076	32,039
	IRELAND.....	4,892	59,817
3306900000	PREPARATIONS FOR ORAL/DENTAL HYGIENE, NESOI..... KG	5,766	65,532
	CHINA,PEOPLE'S REP.(MAINLAND).....	3,232	6,920
	IRELAND.....	2,534	58,612
3307101000	PRE-SHAVE & SHAVING PREPARATION NT CONTAIN ALCOHOL..... X		4,536
	FRANCE.....		2,315
	SWITZERLAND.....		2,221
3307102000	PRE-SHAVE & SHAVING PREPARATIONS CONTAIN ALCOHOL..... KG	2,120	86,356
	FRANCE.....	1,273	59,551
	MONACO.....	39	2,052
	UNITED KINGDOM OF GT BRITAIN.....	808	24,753
3307200000	PERSONAL DEODORANTS AND ANTIPERSPIRANTS..... X		707,859
	DOMINICAN REPUBLIC.....		21,168
	FRANCE.....		15,109
	GERMANY.....		3,411
	GUATEMALA.....		156,260
	MEXICO.....		345,234
	MONACO.....		4,745
	NETHERLANDS.....		3,546
	PANAMA.....		14,688
	SPAIN.....		115,812
	UNITED KINGDOM OF GT BRITAIN.....		27,886
3307301000	BATH SALTS, WHETHER OR NOT PERFUMED..... KG	803	4,499
	CHINA,PEOPLE'S REP.(MAINLAND).....	803	4,499
3307305000	PERFUMED BATH SALT & OTHER BATH PREPARATION, NESOI..... KG	11,056	73,180
	CHINA,PEOPLE'S REP.(MAINLAND).....	2,711	17,032
	HONG KONG.....	770	4,848
	IRELAND.....	1,033	3,168
	ITALY.....	77	5,846
	SPAIN.....	1,099	2,875
	UNITED KINGDOM OF GT BRITAIN.....	5,366	39,411
3307410000	ODORIFEROUS PREPARATIONS WHICH OPERATE BY BURNING..... X		35,925
	CHINA,PEOPLE'S REP.(MAINLAND).....		31,671
	INDIA.....		4,254
3307490000	PREPARATIONS FOR PERFUMING/DEODORIZING ROOMS..... KG	67,300	226,327
	COSTA RICA.....	50,118	146,254
	ITALY.....	57	4,346
	MEXICO.....	10,771	35,655
	SPAIN.....	5,931	37,545
	THAILAND.....	423	2,527
3307900000	PERFUMERY, COSMETIC OR TOILET PREPARATIONS, NESOI..... X		72,459

TABLE 2 - IMPORTS INTO PUERTO RICO FROM FOREIGN COUNTRIES  
BY COMMODITY AND COUNTRY OF ORIGIN-FISCAL YEAR 2000

COMM-CODE	COMMODITY, COUNTRY AND UNIT OF QUANTITY	QUANTITY	VALUE-\$
	FRANCE.....		7,223
	MEXICO.....		65,236
	SOAP, ORGANIC SURFACE-ACTIVE AGENTS, WASHING PREPARATIONS, LUBRICATING PREPARATIONS, ARTIFICIAL WAXES, PREPARED WAXES, POLISHING OR SCOURING PREPARATIONS, CANDLES AND SIMILAR ARTICLES , MODELING PASTES, DENTAL WAXES AND DENTAL PREPARATIONS WITH A BASIS OF PLASTER.....	TOTAL	14,437,086
3401111000	CASTILE SOAP KG	584	12,781
	FRANCE.....	473	3,053
	ITALY.....	111	9,728
3401115000	SOAP & OTH ORGANIC SURF ACT PROD,TOILET USE,BARS KG	1,737,376	3,385,154
	CANADA.....	84,660	97,082
	COLOMBIA.....	800	2,417
	DOMINICA.....	345,190	751,299
	DOMINICAN REPUBLIC.....	17,910	36,852
	FRANCE.....	1,526	22,119
	GUATEMALA.....	3,415	8,241
	INDONESIA.....	13,824	15,600
	ITALY.....	18,495	30,350
	MEXICO.....	339,822	445,670
	REPUBLIC OF KOREA.....	177,507	244,918
	SPAIN.....	71,983	204,087
	THAILAND.....	16,854	33,742
	TRINIDAD @ TOBAGO.....	544,915	1,248,881
	UNITED KINGDOM OF GT BRITAIN.....	1,142	8,633
	VENEZUELA.....	99,333	235,263
3401190000	SOAP & OTH ORGN SURF ACT PROD NOT TOILET USE,BARS KG	607,052	384,995
	COSTA RICA.....	22,500	12,330
	DOMINICAN REPUBLIC.....	1,077	2,400
	MEXICO.....	197,905	151,200
	NETHERLANDS.....	411	3,902
	TRINIDAD @ TOBAGO.....	385,159	215,163
3401200000	SOAP IN OTHER FORMS KG	69,238	109,133
	CANADA.....	17,555	20,160
	DOMINICAN REPUBLIC.....	10,948	10,106
	FRANCE.....	4,800	5,240
	GUATEMALA.....	12,410	15,297
	SPAIN.....	18,545	48,725
	THAILAND.....	4,980	9,605
3402112000	LINEAR ALKYL BENZENE SULFONATES KG	19,022	22,146
	UNITED KINGDOM OF GT BRITAIN.....	19,022	22,146
3402114000	ANIONIC AROMATIC/MODIFIED AROMATIC SURFACANTS,NESO KG	18,690	22,244
	BRAZIL.....	16,380	18,778
	SPAIN.....	2,310	3,466
3402115010	SALTS OF SULFATED ALCOHOLS KG	78,590	123,652
	GERMANY.....	58,033	86,760
	MEXICO.....	20,557	36,892
3402115020	SALTS OF SULFATED POLYETHERS KG	2,334	2,801
	MEXICO.....	2,334	2,801
3402115050	ANIONIC SURF ACT AGENTS,OTHER THAN AROMATIC,NESOI KG	30,125	260,703
	DOMINICAN REPUBLIC.....	6,660	4,170
	FRANCE.....	10,365	23,725
	IRELAND.....	228	4,961
	SPAIN.....	3,000	6,323
	UNITED KINGDOM OF GT BRITAIN.....	9,872	221,524
3402121000	CATIONIC AROMATIC OR MODIFIED AROMATIC SURFACANTS KG	45,790	97,186
	FRANCE.....	43,750	88,173
	GERMANY.....	2,040	9,013
3402131000	NONIONIC AROMATIC OR MODIFIED AROMATIC SURFACANTS KG	204,170	205,992
	BRAZIL.....	95,472	90,458
	MEXICO.....	65,520	69,098
	NETHERLANDS.....	17,568	16,440
	SWITZERLAND.....	15,696	18,340
	UNITED KINGDOM OF GT BRITAIN.....	9,914	11,656

TABLE 2 - IMPORTS INTO PUERTO RICO FROM FOREIGN COUNTRIES  
BY COMMODITY AND COUNTRY OF ORIGIN-FISCAL YEAR 2000

COMM-CODE	COMMODITY, COUNTRY AND UNIT OF QUANTITY	QUANTITY	VALUE-\$
3402132010	FATTY SUBSTANCES,ANIMAL OR VEG ORIGIN,POLYETHERS KG	15,842	44,435
	GERMANY.....	15,842	44,435
3402132020	ESTERS AND ETHER-ESTERS OF POLYHYDRIC ALCOHOLS KG	517	31,189
	ITALY.....	517	31,189
3402132050	NONIONIC,FATTY SUBSTANCES,ANIMAL OR VEG ORG,NESOI KG	2,200	2,104
	DOMINICAN REPUBLIC.....	2,200	2,104
3402135000	NONIONIC SURF ACT AGENTS,WHET OR NOT RETAIL, NESOI KG	1,029	17,625
	GERMANY.....	180	2,076
	JAPAN.....	49	2,853
	UNITED KINGDOM OF GT BRITAIN.....	800	12,696
3402191000	ORGANIC SURF ACT AGENTS,OTHER, AROMATIC KG	240	9,606
	FRANCE.....	240	9,606
3402195000	ORGANIC SURF ACT AGENTS, OTHER, NOT AROMATIC KG	26,999	163,692
	CANADA.....	1,280	111,000
	FRANCE.....	1,248	2,138
	GERMANY.....	7,980	22,126
	NORWAY.....	16,491	28,428
3402201000	PREP FOR RETAIL SALE,CONT AROMATIC SURF ACT AGENT KG	3,780,412	3,335,883
	COLOMBIA.....	40,800	36,552
	FRANCE.....	43	2,052
	MEXICO.....	1,175,005	890,509
	NORWAY.....	61,205	84,557
	UNITED KINGDOM OF GT BRITAIN.....	53	3,857
	VENEZUELA.....	2,503,306	2,318,356
3402205000	PREP FOR RETAIL SALE,NOT CONT AROMATIC SURF ACT AG KG	341,729	325,971
	FRANCE.....	164	7,457
	ISRAEL.....	11,264	18,527
	MEXICO.....	27,180	92,880
	NORWAY.....	1,601	3,282
	VENEZUELA.....	301,520	203,825
3402901000	SYNTHETIC DETERGENTS KG	93,615	385,871
	CANADA.....	1,834	3,253
	NORWAY.....	11,522	16,908
	SWEDEN.....	80,259	365,710
3402903000	SURFACE-ACTIVE PREP, AROMATIC OR MODIFIED AROMATIC KG	22,052	21,854
	DOMINICAN REPUBLIC.....	22,052	21,854
3402905010	WASHING PREPARATIONS KG	711,483	821,496
	GUATEMALA.....	57,615	40,403
	MEXICO.....	650,761	765,124
	UNITED KINGDOM OF GT BRITAIN.....	3,107	15,969
3402905030	CLEANING PREPARATIONS KG	1,255,447	744,671
	MEXICO.....	901,246	449,265
	NORWAY.....	2,345	4,809
	SPAIN.....	96,617	146,035
	TRINIDAD @ TOBAGO.....	24,979	12,078
	VENEZUELA.....	230,260	132,484
3402905050	SURFACE-ACT PREP, NOT AROMATIC,NOT MODIFIED AROM KG	2,538,201	2,624,119
	MEXICO.....	95,819	185,877
	NORWAY.....	15,069	20,826
	VENEZUELA.....	2,427,313	2,417,416
3403195000	LUBRICATING PREPS OTHER,CONT <50% BY WGT PETROLEUM KG	11,527	19,080
	VENEZUELA.....	11,527	19,080
3403990000	LUBRICATING PREPS,NOT CONT PETROLEUM OILS,NESOI KG	1,330	48,312
	JAPAN.....	1,330	48,312
3405100000	POLISHES,CREAMS,PREPARATIONS FOR FOOTWEAR ORLEATHR X		67,436
	GUATEMALA.....		56,242
	SPAIN.....		11,194
3405200000	POLISHES,CREAMS AND SIMILAR PREPS FOR WOOD X		15,611
	SPAIN.....		15,611
3405900000	POLISHES AND CREAMS ETC, NESOI X		2,281
	SPAIN.....		2,281
3406000000	CANDLES, TAPERS AND THE LIKE KG	845,818	1,085,527
	BRAZIL.....	37,021	49,699
	CHINA,PEOPLE'S REP.(MAINLAND).....	194,801	204,736
	COLOMBIA.....	8,764	27,384
	DOMINICAN REPUBLIC.....	514	2,580
	EL SALVADOR.....	22,954	34,168
	HONG KONG.....	9,961	24,291
	INDIA.....	3,800	9,980

TABLE 2 - IMPORTS INTO PUERTO RICO FROM FOREIGN COUNTRIES  
BY COMMODITY AND COUNTRY OF ORIGIN-FISCAL YEAR 2000

COMM-CODE	COMMODITY, COUNTRY AND UNIT OF QUANTITY	QUANTITY	VALUE-\$
	JAMAICA.....	64,126	89,022
	MEXICO.....	12,703	34,922
	PERU.....	467	3,052
	VENEZUELA.....	490,707	605,693
3407002000	MODELING PASTES, PUT UP FOR CHILDREN'S AMUSEMENT KG	11,130	40,358
	COLOMBIA.....	113	7,570
	SPAIN.....	11,017	32,788
3407004000	DENTAL IMPRESSION COMPS, OTH PREPS FOR DENTISTRY KG	61	3,178
	COLOMBIA.....	61	3,178
	ALBUMINOIDAL SUBSTANCES;MODIFIED STARCHES; GLUES; ENZYMES..... TOTAL	506,915	1,765,593
3501906000	CASEINATES AND OTHER CASEIN DERIVATIVES, NESOI KG	1,023	6,027
	EL SALVADOR.....	1,023	6,027
3505100092	MODIFIED STARCHES, NESOI KG	17,951	30,671
	FRANCE.....	17,951	30,671
3505200000	GLUES BASED ON STARCHES KG	39,583	25,180
	BRAZIL.....	38,162	19,914
	CHINA, PEOPLE'S REP. (MAINLAND).....	1,061	2,195
	EL SALVADOR.....	360	3,071
3506105000	GLUES, FOR RETAIL SALE, NET WT <=1 KG, NESOI KG	54,564	154,702
	GERMANY.....	4,317	34,575
	ITALY.....	8,434	17,966
	MALAYSIA.....	781	7,703
	MEXICO.....	40,281	87,840
	NETHERLANDS.....	239	2,414
	UNITED KINGDOM OF GT BRITAIN.....	512	4,204
3506910000	ADHESIVES BASED ON RUBBER, FOR SALE, NET WT <=1 KG KG	7,693	30,448
	DOMINICAN REPUBLIC.....	1,280	3,402
	MEXICO.....	6,413	27,046
3506990000	ADHESIVES, FOR RETAIL SALE, NET WT <=1 KG NESOI KG	375,936	1,138,885
	CHINA, PEOPLE'S REP. (MAINLAND).....	3,298	8,640
	COLOMBIA.....	4,892	3,419
	DOMINICAN REPUBLIC.....	292,355	869,117
	EL SALVADOR.....	757	11,752
	GERMANY.....	26,325	170,298
	ITALY.....	42,559	65,171
	SPAIN.....	5,750	10,488
3507907000	ENZYMES AND PREPARED ENZYMES, NESOI KG	10,165	379,680
	CHINA (TAIWAN).....	10,050	12,332
	GERMANY.....	1	50,548
	JAPAN.....	114	316,800
	EXPLOSIVES; PYROTECHNIC PRODUCTS; MATCHES; PYROPHORIC ALLOYS; CERTAIN COMBUSTIBLE PREPARATIONS..... TOTAL		1,288,429
3602000030	DYNAMITE IN CARTRIDGES SUITABLE FOR BLASTING KG	14,875	56,233
	MEXICO.....	14,875	56,233
3603003000	SAFETY FUSES OR DETONATING FUSES THM	25	30,000
	BRAZIL.....	25	30,000
3604109050	FIREWORKS, NESOI KG	9,635	6,462
	CHINA, PEOPLE'S REP. (MAINLAND).....	9,635	6,462
3605000030	MATCHES WITH NATURAL WOOD STEMS GCN	444,724	1,182,480
	CROATIA.....	23,854	37,785
	CZECH REPUBLIC.....	39,566	74,770
	HUNGARY.....	3,644	13,283
	INDONESIA.....	8,333	16,783
	NETHERLANDS.....	22,978	36,532
	SINGAPORE.....	722	27,885
	SPAIN.....	16,942	95,245
	SWEDEN.....	328,685	880,197
3605000060	PYROTECHNIC ARTICLES, EXC INCLUDE HDG 3604, NESOI GCN	267	13,254
	CHINA, PEOPLE'S REP. (MAINLAND).....	267	13,254
	PHOTOGRAPHIC OR CINEMATOGRAPHIC GOODS..... TOTAL		405,038

TABLE 2 - IMPORTS INTO PUERTO RICO FROM FOREIGN COUNTRIES  
BY COMMODITY AND COUNTRY OF ORIGIN-FISCAL YEAR 2000

COMM-CODE	COMMODITY, COUNTRY AND UNIT OF QUANTITY	QUANTITY	VALUE-\$
3701200060	INSTANT PRINT FILM, IN THE FLAT, NESOI	NO	14,084
	CHINA (TAIWAN).....	14,084	6,657
3701996030	GRAPHIC ART FILM EXCEPT FOR COLOR PHOTOGRAPHY	M2	10
	BELGIUM.....	10	3,500
3702940000	FLM PHOTO, (MONOCHRM) OV 16MM,NT OV 35MM, & OV 30M	M2	544
	CANADA.....	544	2,853
3703903030	SILVER HALIDE PAPER FOR PICTORIAL USE, IN SHEETS	M2	50
	MEXICO.....	50	3,893
3703903060	SILVER HALIDE PAPER FOR PICTORIAL USE, NESOI	M2	51,300
	MEXICO.....	51,300	5,735
3703906000	PHOTO PAPER,PAPERBOARD&TEXT SENSITIZE, UNEXP,NESOI	M2	37,871
	MEXICO.....	37,871	25,180
3707903100	ACID VIOLET 19 FOR PHOTOGRAPHIC USES	KG	3,610
	CANADA.....	3,610	4,756
3707903290	CHEM PREPARATIONS FOR PHOTOGRAPHIC USES, NESOI	KG	15,982
	CHINA,PEOPLE'S REP.(MAINLAND).....	191	352,464
	ITALY.....	103	4,263
	JAPAN.....	6,215	7,008
	REPUBLIC OF KOREA.....	178	255,754
	UNITED KINGDOM OF GT BRITAIN.....	9,295	12,709
	MISCELLANEOUS CHEMICAL PRODUCTS..... TOTAL		72,730
3802100000	ACTIVATED CARBON	KG	20,023
	GERMANY.....	2,113	75,409
	NETHERLANDS.....	17,910	10,000
3802905000	ANIMAL BLACK, INCLUDING SPENT ANIMAL BLACK, NESOI	KG	318,355
	VENEZUELA.....	318,355	65,409
3806300000	ESTER GUMS	KG	79,750
	MEXICO.....	79,750	26,079
3806900000	RUN GUMS, NESOI	KG	17,519
	COSTA RICA.....	16,319	26,079
	SPAIN.....	1,200	114,354
3808105000	INSECTICIDES, NESOI	KG	47,462
	HONG KONG.....	18,300	114,354
	INDONESIA.....	16,914	19,176
	ITALY.....	3,932	13,766
	MALAYSIA.....	8,316	5,410
3808301500	HERBICIDES CONT AROMATIC/MOD AROMATIC ETC, NESOI	KG	637
	CHINA,PEOPLE'S REP.(MAINLAND).....	637	126,389
3808305000	HERBICIDES, NESOI	KG	1,000
	HONG KONG.....	1,000	62,625
3808909500	RODENTICIDES, NESOI	KG	86,569
	DOMINICAN REPUBLIC.....	86,492	32,140
	ISRAEL.....	77	11,400
3809910000	FINISHING AGENTS, NESOI,CONT >=5% WGT, >= 1 AROMT	KG	127,444
	MEXICO.....	127,444	20,224
3811290000	ADD FOR LUB OILS, EX THOSE CON PETROL OIL ETC	KG	655,669
	BELGIUM.....	191,364	4,094
	GERMANY.....	40,120	4,140
	UNITED KINGDOM OF GT BRITAIN.....	424,185	4,140
3811900000	ADDITIVES FOR LUBRICATING OILS, NESOI	KG	379,434
	CANADA.....	36,475	19,140
	FRANCE.....	2,280	8,094
	GERMANY.....	4,560	11,046
	ITALY.....	329,850	75,415
	NORWAY.....	6,269	75,415
3813001000	PREP & CHGS FOR FIRE EXTINGUISHER, INORGANIC SUBST	KG	5,710
	NORWAY.....	5,710	1,119,222
3814002000	ORG COMP SOLVENT ETC,>25% BY WGT OF >=1 ARO/MOD SB	KG	4,550
	NORWAY.....	4,550	305,242
3814005090	PREPARED PAINT OR VARNISH REMOVERS NESOI	KG	18,226
	BRAZIL.....	32	60,581
	NETHERLANDS.....	15,336	753,399
	NORWAY.....	2,858	246,260
3815190000	SUPPORT CATALYSTS, NESOI	KG	7,400
	GERMANY.....	7,400	31,684
3816000050	REFRACTORY CEMENTS, MORTARS, EXC OF 3801, NESOI	KG	19,514
	SPAIN.....	19,514	6,085

TABLE 2 - IMPORTS INTO PUERTO RICO FROM FOREIGN COUNTRIES  
BY COMMODITY AND COUNTRY OF ORIGIN-FISCAL YEAR 2000

COMM-CODE	COMMODITY, COUNTRY AND UNIT OF QUANTITY	QUANTITY	VALUE-\$
3819000010	HYDRAULIC BRAKE FLUIDS KG	25,862	55,181
	FRANCE.....	15,089	31,391
	UNITED KINGDOM OF GT BRITAIN.....	10,773	23,790
3820000000	ANTIFREEZING PREP & PREPARED DEICING FLUIDS KG	79,249	251,028
	BELGIUM.....	29,150	203,975
	SPAIN.....	14,963	15,373
	TRINIDAD @ TOBAGO.....	35,136	31,680
3821000000	PREPARED CULTURA MEDIA FOR DEVEL OF MICROORGANISMS KG	347	5,535
	CANADA.....	347	5,535
3822001010	COMPOSITE DIAGNOSTIC ETC, CONT ANTIGENS/ANTISERA KG	68	3,433
	UNITED KINGDOM OF GT BRITAIN.....	68	3,433
3822001090	COMP DIAGNO/LAB REAG CONT ANTIGENS/ANTISERA NESOI KG	4,179	150,454
	FRANCE.....	1,802	42,042
	IRELAND.....	2,303	101,844
	SWEDEN.....	74	6,568
3822005090	COMPOSITE DIAGNOSTIC/LABORATORY REAGENTS ETC,NESOI KG	39,344	1,239,609
	DENMARK.....	70	13,328
	GERMANY.....	12,991	1,055,696
	JAPAN.....	4,190	22,309
	SWEDEN.....	46	2,805
	SWITZERLAND.....	22,047	145,471
3823192000	INDL MONO FATTY ACIDS COCONUT PALM-KERNEL/PALM OIL KG	5,040	10,766
	GERMANY.....	5,040	10,766
3823704000	INDUSTRL FATTY ALCOHOLS ANML/VEG FATTY SUBTC NESOI KG	21,000	63,960
	DENMARK.....	4,200	30,360
	GERMANY.....	16,800	33,600
3823706000	INDUSTRIAL FATTY ALCOHOLS NESOI KG	900	2,844
	UNITED KINGDOM OF GT BRITAIN.....	900	2,844
3824100000	PREPARED BINDERS FOR FOUNDRY MOLDS OR CORES KG	920	6,594
	SPAIN.....	920	6,594
3824402000	PREPRD ADDITIVE FOR CEMENT ETC, OF INORGANIC SUBST KG	56,063	83,650
	GERMANY.....	56,063	83,650
3824405000	PREPRD ADDITIVES FOR CEMENTS, MORTARS, ETC, NESOI KG	14,100	15,455
	FRANCE.....	12,600	11,974
	GERMANY.....	1,500	3,481
3824500010	WET NONREFRACTORY MORTARS AND CONCRETES T	50	4,281
	ITALY.....	50	4,281
3824500050	NONREFACTORY MORTARS AND CONCRETES EXCEPT WET T	1,081	353,799
	CANADA.....	448	242,411
	COSTA RICA.....	20	2,875
	ITALY.....	612	102,897
	MEXICO.....	1	5,616
3824790000	PERHALOGENATED ACYCLIC HYDROCARBONS W >= 2 HALOGEN KG	10,611	15,883
	NORWAY.....	10,611	15,883
3824902500	MIXTURE >=5% BY WGT, >=1 AROM/MODIF SUBST, NESOI KG	886	4,840
	MEXICO.....	886	4,840
3824902800	MIXTURES W/>=5% BY WGT, >=1 AROM SUBST, NESOI KG	3,521	3,523,134
	GERMANY.....	3,421	3,520,463
	JAPAN.....	100	2,671
3824903900	MIXTURES OF TWO OR MORE INORGANIC COMPOUNDS KG	53,761	24,176
	FRANCE.....	53,761	24,176
3824904020	MIXTURES OF FATTY ACID ESTERS KG	76,310	227,117
	GERMANY.....	76,310	227,117
3824904090	FATTY SUBST OF ANIMAL/VEGETABLE ORGIN MIXT, NESOI KG	37,228	1,861,483
	ITALY.....	37,228	1,861,483
3824909050	CHEM PRODUCTS & PREP OF CHEM/ALLIED INDUSTRY,NESOI KG	61,068	285,571
	CHINA (TAIWAN).....	651	13,208
	FRANCE.....	14,490	23,421
	GERMANY.....	22,704	157,734
	JAPAN.....	5,460	55,280
	MALAYSIA.....	481	5,764
	MEXICO.....	354	2,526
	NETHERLANDS.....	176	3,300
	NORWAY.....	16,752	24,338
	PLASTICS AND ARTICLES THEREOF; RUBBER AND ARTICLES THEREOF..... TOTAL		154,251,614
	PLASTICS AND ARTICLES THEREOF..... TOTAL		116,345,494



TABLE 2 - IMPORTS INTO PUERTO RICO FROM FOREIGN COUNTRIES  
BY COMMODITY AND COUNTRY OF ORIGIN-FISCAL YEAR 2000

COMM-CODE	COMMODITY, COUNTRY AND UNIT OF QUANTITY	QUANTITY	VALUE-\$
3901100010	LINEAR LOW DENSITY POLYETHYLENE,SPEC GRAV < 0.94 KG	7,241,185	7,141,521
	CZECH REPUBLIC.....	230	972
	GERMANY.....	15,057	40,668
	MEXICO.....	7,165,898	7,061,226
	REPUBLIC OF KOREA.....	60,000	38,655
3901100020	LOW DENSITY POLYETHYLENE,EXCEPT LINEAR,SP GR <0.94 KG	552,185	783,022
	GERMANY.....	531,685	766,896
	VENEZUELA.....	20,500	16,126
3901100030	MEDIUM DENSITY POLYETHYLENE, SPEC GRAVITY <0.94 KG	22,327	33,175
	DOMINICAN REPUBLIC.....	21,252	27,987
	MEXICO.....	1,075	5,188
3901200000	POLYETHYLENE HAVING A SPEC GRAVITY OF 0.94 OR MORE KG	96,600	106,624
	MEXICO.....	96,600	106,624
3902100000	POLYPROPYLENE KG	313,248	383,303
	BELGIUM.....	151,685	201,700
	GERMANY.....	44,000	53,830
	IRELAND.....	473	550
	NETHERLANDS.....	680	9,323
	UNITED KINGDOM OF GT BRITAIN.....	116,410	117,900
3902900050	POLYMERS OF PROPYLENE/OTHR OLEFINS PRIM FORM,NESOI KG	312,865	255,945
	MEXICO.....	312,865	255,945
3903110000	POLYSTYRENE,EXPANDABLE KG	2,820,879	2,507,244
	COLOMBIA.....	2,799,380	2,490,657
	GERMANY.....	21,499	16,587
3903190000	POLYSTYRENE,NESOI KG	1,801,342	1,779,181
	CANADA.....	1,724	2,869
	COLOMBIA.....	1,752,152	1,712,956
	SPAIN.....	17,000	5,932
	UNITED KINGDOM OF GT BRITAIN.....	8,466	43,124
	VENEZUELA.....	22,000	14,300
3903905000	POLYMERS OF STYRENE,IN PRIMARY FORMS,NESOI KG	18,711	112,811
	FRANCE.....	16,000	12,441
	JAPAN.....	2,711	100,370
3904100000	POLYVINYL CHLORIDE,NOT MIXED WITH ANY OTH SUBSTANC KG	16,808,311	14,803,317
	COLOMBIA.....	12,903,162	11,011,484
	DOMINICAN REPUBLIC.....	6,124	7,500
	IRELAND.....	9,910	95,424
	MEXICO.....	3,455,730	3,315,632
	NETHERLANDS.....	394,505	349,061
	VENEZUELA.....	38,880	24,216
3904210000	OTHER POLYMERS OF POLYVINYL CHLORIDE,NONPLASTIZED KG	90,555	112,438
	FRANCE.....	90,555	112,438
3904610000	POLYTETRAFLUOROETHYLENE (PTFE) KG	175	6,070
	NETHERLANDS.....	175	6,070
3904905000	POLYMERS OF OTH HALOG OLEFINS,PRIM FRM,NOT ELASTOM KG	840	1,311
	CHINA,PEOPLE'S REP.(MAINLAND).....	840	1,311
3905190000	POLYMERS OF VINYL ACETATE,NOT IN AQUEOUS DISPERS KG	5,929	27,438
	GERMANY.....	5,929	27,438
3906100000	POLYMETHYL METHACRYLATE KG	33,058	220,517
	GERMANY.....	32,800	217,041
	IRELAND.....	258	3,476
3906901000	OTHR ACRYLIC POLYMERS IN PRIMARY FORM,ELASTOMERIC KG	4,596	13,823
	ARGENTINA.....	4,596	13,823
3906902000	PLASTIC ACRYLIC POLYMERS IN PRIMARY FORMS KG	15	1,531
	DOMINICAN REPUBLIC.....	15	1,531
3906905000	OTHER ACRYLIC POLYMERS IN PRIMARY FORMS,NESOI KG	156,904	1,353,650
	ARGENTINA.....	9,011	7,415
	GERMANY.....	145,610	1,305,852
	NETHERLANDS.....	1,000	2,810
	UNITED KINGDOM OF GT BRITAIN.....	1,283	37,573
3907100000	POLYACETALS KG	59,421	196,068
	NETHERLANDS.....	59,421	196,068
3907200000	OTHER POLYETHERS KG	1,142	41,594
	IRELAND.....	120	652
	ITALY.....	472	38,702
	UNITED KINGDOM OF GT BRITAIN.....	550	2,240
3907300000	EPOXIDE RESINS KG	2,934	71,266
	BRAZIL.....	292	26,894

TABLE 2 - IMPORTS INTO PUERTO RICO FROM FOREIGN COUNTRIES  
BY COMMODITY AND COUNTRY OF ORIGIN-FISCAL YEAR 2000

COMM-CODE	COMMODITY, COUNTRY AND UNIT OF QUANTITY	QUANTITY	VALUE-\$
	COLOMBIA.....	1,000	3,115
	FRANCE.....	101	17,670
	MEXICO.....	83	707
	UNITED KINGDOM OF GT BRITAIN.....	1,458	22,880
3907500000	ALKYD RESINS KG	547,367	528,117
	DOMINICAN REPUBLIC.....	489,597	436,762
	MEXICO.....	41,770	67,675
	VENEZUELA.....	16,000	23,680
3907600010	POLYETHYLENE TEREPHTHALATE,BOTTLE GRADE RESINS KG	249,695	209,304
	DOMINICAN REPUBLIC.....	80,890	68,395
	MEXICO.....	168,805	140,909
3907600050	POLYETHYLENE TEREPHTHALATE,NESOI KG	1,105,404	1,029,946
	COLOMBIA.....	20,000	16,000
	DOMINICAN REPUBLIC.....	249,532	201,235
	GERMANY.....	210	440
	MEXICO.....	835,662	812,271
3907915000	UNSATURATED POLYESTERS, NESOI KG	2,700	11,611
	ISRAEL.....	2,700	11,611
3907990050	OTHER POLYESTERS,NESOI KG	33,759	48,178
	CANADA.....	4,790	17,424
	COLOMBIA.....	9,080	13,213
	DOMINICAN REPUBLIC.....	19,870	16,733
	IRELAND.....	19	808
3908100000	POLYAMIDE-6,-11,-12,-6,6,-6,9,-6,10 OR -6,12 KG	47,337	154,734
	REPUBLIC OF KOREA.....	47,337	154,734
3908907000	OTHER POLYAMIDES IN PRIMARY FORMS KG	229	716
	MEXICO.....	229	716
3909100000	UREA RESINS,THIOUREA RESINS KG	74,882	86,127
	MEXICO.....	41,750	53,837
	SPAIN.....	33,132	32,290
3909400000	PHENOLIC RESINS KG	3,657	29,030
	BELGIUM.....	3,269	27,901
	CANADA.....	388	1,129
3909501000	POLYURETHANES,ELASTOMERIC KG	160,604	255,067
	GERMANY.....	160,604	255,067
3909502000	POLYURETHANES,CEMENTS KG	4,346	14,692
	MEXICO.....	4,346	14,692
3909505000	POLYURETHANES,IN PRIMARY FORMS,NESOI KG	1,460	4,445
	CANADA.....	449	2,480
	COSTA RICA.....	13	363
	UNITED KINGDOM OF GT BRITAIN.....	998	1,602
3910000000	SILICONES IN PRIMARY FORMS KG	41,390	69,850
	BRAZIL.....	1,300	4,160
	CANADA.....	1,368	8,278
	FRANCE.....	54	325
	GERMANY.....	25	1,375
	MEXICO.....	38,643	55,712
3911100000	PETROLEUM RESINS,COUMARONE RESINS,ETC,POLYTERPENES KG	16,000	16,810
	BRAZIL.....	16,000	16,810
3911902500	POLYSULFIDES,POLYSULFONES,ETC,AROM MONO,THERMOPLAS KG	1,773	14,573
	DOMINICAN REPUBLIC.....	387	4,824
	UNITED KINGDOM OF GT BRITAIN.....	1,318	9,419
	VENEZUELA.....	68	330
3912110000	CELLULOSE ACETATES,NONPLASTICIZED KG	500	21,353
	GERMANY.....	500	21,353
3912120000	CELLULOSE ACETATES,PLASTICIZED KG	10,000	74,748
	GERMANY.....	10,000	74,748
3912200000	CELLULOSE NITRATES (INCLUDING COLLODIONS) KG	18,606	50,492
	GERMANY.....	1,198	18,732
	UNITED KINGDOM OF GT BRITAIN.....	17,408	31,760
3912310000	CARBOXYMETHYLCELLULOSE AND ITS SALTS KG	83,085	296,742
	GERMANY.....	58,200	176,590
	IRELAND.....	4,600	79,324
	NETHERLANDS.....	20,276	39,928
	UNITED KINGDOM OF GT BRITAIN.....	9	900
3912390000	CELLULOSE ETHERS,NESOI KG	819,222	6,304,617
	FINLAND.....	14,650	50,651
	IRELAND.....	34,650	185,150
	JAPAN.....	426,463	4,573,470

TABLE 2 - IMPORTS INTO PUERTO RICO FROM FOREIGN COUNTRIES  
BY COMMODITY AND COUNTRY OF ORIGIN-FISCAL YEAR 2000

COMM-CODE	COMMODITY, COUNTRY AND UNIT OF QUANTITY	QUANTITY	VALUE-\$
	NETHERLANDS.....	449	8,768
	SWEDEN.....	343,010	1,486,578
3912900000	CELLULOSE & ITS CHEMICAL DERIV,PRIMARY FORMS,NESOI KG	1,082,102	8,462,848
	FINLAND.....	21,775	109,870
	FRANCE.....	300	19,491
	GERMANY.....	3,264	3,654
	IRELAND.....	932,954	5,085,713
	ITALY.....	1,060	31,956
	JAPAN.....	122,749	3,212,164
3913100000	ALGINIC ACID,ITS SALTS AND ESTERS KG	30,380	673,275
	UNITED KINGDOM OF GT BRITAIN.....	30,380	673,275
3913902010	POLYSACCHARIDES & DERIV, CELLULOSE IN GRANULAR ETC KG	600	3,930
	FINLAND.....	600	3,930
3913902050	POLUSACCHARIDES & DERV, CELLULOSE/GRANULAR, NESOI KG	40	4,292
	SWEDEN.....	40	4,292
3913905000	NATURAL POLYMERS & MODIF NAT POLYMRS,PRIM FM,NESOI KG	3,601	13,977
	CANADA.....	3,521	7,838
	SWEDEN.....	80	6,139
3914006000	ION-EXCHAN,BASD ON POLYMRS OF 3901-3913,PRI FM,NES KG	17,926	45,824
	CHINA (TAIWAN).....	5,009	15,813
	ITALY.....	12,000	27,073
	JAPAN.....	917	2,938
3915900090	OTHER PLASTICS OTHER THAN PET PLASTICS KG	39,197	47,796
	DOMINICA.....	18,980	42,767
	UNITED KINGDOM OF GT BRITAIN.....	20,217	5,029
3916100000	RODS,STICKS & PROFILE SHAPE,OF POLYMRS OF ETHYLENE KG	2,256	163,582
	UNITED KINGDOM OF GT BRITAIN.....	2,256	163,582
3916200090	RODS,STICKS & PROFILE SHP,POLYMR VIN CHLORID,NESOI KG	28	285
	SPAIN.....	28	285
3916903000	MONOFILAMENT,CROSS-SEC DIMEN EXCEEDS 1MM M	81,199	2,172
	CHINA (TAIWAN).....	81,199	2,172
3916905000	RODS,STICKS & PROFILE SHAPES,ETC,OF PLAST,NESOI KG	37,821	101,860
	AUSTRIA.....	8	301
	CHINA (TAIWAN).....	37,813	101,559
3917109000	ARTIFICI GUT(SAUSAGE CASING)OF HARDEND PROTEIN,NES KG	49	1,583
	FRANCE.....	49	1,583
3917210000	TUBES,PIPES & HOSES,RIGID,OF POLYMRS OF ETHYLENE KG	41	272
	CANADA.....	41	272
3917220000	TUBES,PIPES & HOSES,RIGID,OF POLYMERS OF PROPYLENE KG	208,327	252,283
	DOMINICAN REPUBLIC.....	208,327	252,283
3917230000	TUBES,PIPES & HOSES,RIGID,OF POLYM OF VINYL CHLORI KG	874,193	1,018,042
	CHINA (TAIWAN).....	242	1,535
	DOMINICAN REPUBLIC.....	355,142	431,712
	EL SALVADOR.....	518,261	577,968
	GREECE.....	261	1,725
	MEXICO.....	97	1,062
	UNITED KINGDOM OF GT BRITAIN.....	190	4,040
3917290090	TUBES, PIPES & HOSES, RIGID, OF PLASTIC, NESOI KG	6,172	27,696
	CHINA (TAIWAN).....	1,313	14,236
	DENMARK.....	1,258	1,187
	GERMANY.....	150	1,444
	MEXICO.....	3,451	10,829
3917310000	FLEXIBLE TUBES,PIPES & HOSE,MIN BURST PRES 2>.6MPA KG	173	1,183
	CHINA (TAIWAN).....	141	834
	MEXICO.....	32	349
3917326010	TUBES,PIPES & HOSES,NOT RIGID,NOT REIN,NO FIT,PVC KG	11,821	207,736
	CHINA (TAIWAN).....	92	431
	DOMINICAN REPUBLIC.....	11,596	206,911
	SPAIN.....	133	394
3917326050	TUBES,PIPES & HOSE,NOT RIGID,NOT REIN,NO FIT,NESOI KG	389,796	1,367,817
	CHINA (TAIWAN).....	61	681
	CHINA,PEOPLE'S REP.(MAINLAND).....	507	2,160
	COSTA RICA.....	4,990	14,400
	DOMINICA.....	3,300	2,243
	ISRAEL.....	1,430	1,036
	MEXICO.....	87,333	195,476
	SPAIN.....	230,157	280,022
	VENEZUELA.....	62,018	871,799
3917330000	TUBES,PIPES & HOSES,NOT RIGID,NOT REINF,WITH FIT KG	386,853	294,614

TABLE 2 - IMPORTS INTO PUERTO RICO FROM FOREIGN COUNTRIES  
BY COMMODITY AND COUNTRY OF ORIGIN-FISCAL YEAR 2000

COMM-CODE	COMMODITY, COUNTRY AND UNIT OF QUANTITY	QUANTITY	VALUE-\$
3917390020	CANADA.....	386,853	294,614
	TUBES,PIPE & HOSE,NOT RIGD,NOT REIN W METAL,OF PVC KG	1,159	4,303
	BRAZIL.....	1,129	4,033
	CHINA (TAIWAN).....	30	270
3917390050	TUBES,PIPE & HOSE,NOT RIGID,NOT REIN W METAL,NESOI KG	68,408	148,602
	BELGIUM.....	3	437
	CANADA.....	734	2,665
	CHINA (TAIWAN).....	5,290	18,393
	DOMINICAN REPUBLIC.....	19,652	24,126
	FRANCE.....	185	4,019
	MEXICO.....	42,536	98,626
	NORWAY.....	8	336
	FITTINGS FOR VEHICLE BRAKE HOSES KG	752	3,964
3917400010	CHINA (TAIWAN).....	752	3,964
	OTHER FITTINGS FOR TUBES,PIPES & HOSES,OF PLASTIC KG	270,779	659,271
3917400090	BRAZIL.....	16,870	72,226
	CHINA (TAIWAN).....	43,529	169,035
	COLOMBIA.....	156,069	308,376
	COSTA RICA.....	642	1,852
	DENMARK.....	80	2,933
	DOMINICAN REPUBLIC.....	30,910	30,868
	ISRAEL.....	360	261
	ITALY.....	41	1,134
	MEXICO.....	22,277	72,141
	TRINIDAD @ TOBAGO.....	1	445
	VINYL TILE M2	968,321	1,414,092
	CANADA.....	520	10,948
	CHINA (TAIWAN).....	19,853	78,957
3918101000	CHINA,PEOPLE'S REP.(MAINLAND).....	753,139	683,914
	ITALY.....	23	333
	MEXICO.....	91,887	458,640
	REPUBLIC OF KOREA.....	71,726	23,220
	SPAIN.....	4,774	86,948
	THAILAND.....	18,060	20,909
	VENEZUELA.....	8,339	50,223
	FLOOR COVERINGS OF POLYMRS OF VINYL CHLORIDE,NESOI M2	5,008	37,145
	GERMANY.....	55	1,050
	SPAIN.....	4,953	36,095
3918105000	WALL OR CEILING COVERNG,OF POLYMRS VIN CHLOR,NESOI M2	1,350	1,196
	SPAIN.....	1,350	1,196
3918901000	FLOOR COVERINGS OF OTHER PLASTICS M2	16,128	50,821
	BELGIUM.....	72	864
	MEXICO.....	15,223	43,455
	SPAIN.....	833	6,502
3918905000	WALL OR CEILING COVERINGS,OF OTHER PLASTICS,NESOI M2	20	8,813
	CANADA.....	20	8,813
3919102010	FILAMENT REINFORCED TAPE,IN ROLLS <=20 CM WIDE M2	1,000	1,281
	MEXICO.....	1,000	1,281
3919102020	ELECTRICAL TAPE,IN ROLLS NOT EXCEEDING 20 CM WIDE M2	150,751	45,660
	CANADA.....	1,210	16,822
	CHINA (TAIWAN).....	148,386	27,041
	MEXICO.....	1,155	1,797
3919102030	TRANSPARENT TAPE, NOT EXCEEDING 5CM IN WIDTH M2	241,832	21,431
	CHINA (TAIWAN).....	241,832	21,431
3919102040	TRANSPARENT TAPE NOT EXCEEDING 55M, NESOI M2	17,601	37,445
	CANADA.....	17,582	37,043
	CHINA,PEOPLE'S REP.(MAINLAND).....	19	402
3919102055	SELF ADHS PLT IN ROLLS NOT EXCD 20 CM WIDE, NESOI M2	4,931,683	391,137
	BRAZIL.....	18,819	12,000
	CANADA.....	169,269	133,119
	CHINA (TAIWAN).....	4,000,092	73,515
	CHINA,PEOPLE'S REP.(MAINLAND).....	502,532	18,038
	COSTA RICA.....	1,390	14,919
	HONG KONG.....	80,000	4,175
	ITALY.....	52,201	54,913
	PANAMA.....	10,200	11,258
	SINGAPORE.....	96,048	65,600
	UNITED KINGDOM OF GT BRITAIN.....	1,132	3,600
	REFLECTORIZED SHEETING M2	1,742	1,135

TABLE 2 - IMPORTS INTO PUERTO RICO FROM FOREIGN COUNTRIES  
BY COMMODITY AND COUNTRY OF ORIGIN-FISCAL YEAR 2000

COMM-CODE	COMMODITY, COUNTRY AND UNIT OF QUANTITY	QUANTITY	VALUE-\$
	CHINA (TAIWAN).....	1,742	1,135
3919905020	FILAMENT REINFORCED TAPE, EXCEEDING 20 CM M2	1,050	741
	PANAMA.....	1,050	741
3919905030	ELECTRICAL TAPE, EXCEEDING 20 CM M2	201,360	67,259
	BRAZIL.....	3,960	9,704
	CHINA (TAIWAN).....	187,808	19,212
	NETHERLANDS.....	9,592	38,343
3919905040	TRANSPARENT TAPE, EXCEEDING 20 CM M2	131,516	268,322
	BELGIUM.....	27,470	138,294
	CHINA (TAIWAN).....	17	1,034
	CHINA,PEOPLE'S REP.(MAINLAND).....	5,017	1,468
	COSTA RICA.....	4,500	4,500
	PANAMA.....	82,168	23,954
	UNITED KINGDOM OF GT BRITAIN.....	3,456	13,888
	VENEZUELA.....	8,888	85,184
3919905060	SELF ADH PLATES,SHEETS, FILMMETS, OF PLASTIC,NESOI M2	1,869,781	380,805
	CANADA.....	1,763	46,235
	CHINA (TAIWAN).....	127,239	65,175
	CHINA,PEOPLE'S REP.(MAINLAND).....	1,206,409	46,928
	COLOMBIA.....	530,442	173,279
	COSTA RICA.....	750	2,780
	DOMINICAN REPUBLIC.....	48	1,108
	GERMANY.....	5	615
	IRELAND.....	985	20,676
	ISRAEL.....	36	1,464
	ITALY.....	406	2,954
	JAPAN.....	46	254
	PANAMA.....	81	3,344
	SINGAPORE.....	1,176	2,268
	TRINIDAD @ TOBAGO.....	380	9,043
	VENEZUELA.....	15	4,682
3920100000	PLATES,SHEETS,ETC,NONCELL, NOT REINF,POLM ETHYLENE KG	284,206	992,495
	CANADA.....	14,660	77,975
	CHINA (TAIWAN).....	71,854	108,736
	CHINA,PEOPLE'S REP.(MAINLAND).....	9,618	12,744
	COSTA RICA.....	50,661	102,640
	DOMINICAN REPUBLIC.....	612	900
	ITALY.....	13,528	77,422
	NETHERLANDS.....	701	2,380
	UNITED KINGDOM OF GT BRITAIN.....	122,572	609,698
3920200000	PLATES,SHEETS,ETC,NONCELL, NOT REIN,POLM PROPYLENE KG	176,625	588,775
	COSTA RICA.....	182	1,728
	GERMANY.....	130,239	354,530
	IRELAND.....	172	1,387
	ITALY.....	1,310	22,634
	PERU.....	27,408	155,708
	REPUBLIC OF KOREA.....	8,388	34,753
	VENEZUELA.....	8,926	18,035
3920300000	PLATES,SHEETS,ETC, NONCELL,NOT REIN,POLYM STYRENE KG	13,608	19,046
	DOMINICAN REPUBLIC.....	13,608	19,046
3920410000	PLATES,SHEETS,ETC,NONCELL,NT REIN,POLM VY CHL,RIGD KG	47,718	98,907
	ARGENTINA.....	17,939	16,634
	GERMANY.....	29,779	82,273
3920421000	PLATES,ETC,NONCELL,N REIN,POLM VY CHL,FL,IM PT LEA M2	8,227	8,613
	CHINA (TAIWAN).....	1,212	620
	UNITED KINGDOM OF GT BRITAIN.....	7,015	7,993
3920425000	PLATES,SHEETS,NONCELL,N REIN,POLM VY CHL,FLX,NESOI KG	336,266	557,568
	CANADA.....	245	1,567
	CHINA (TAIWAN).....	191,661	217,741
	CHINA,PEOPLE'S REP.(MAINLAND).....	16,150	18,762
	COLOMBIA.....	8,366	20,077
	DOMINICAN REPUBLIC.....	22,493	42,625
	FRANCE.....	12,260	23,264
	GERMANY.....	72,164	221,769
	VENEZUELA.....	12,927	11,763
3920511000	PLATES,ETC,NONCEL,N REIN,POLYMETHYL METHACRYLA,FLX KG	656	48,865
	UNITED KINGDOM OF GT BRITAIN.....	656	48,865
3920598000	PLATES,ETC,NONCEL,N REIN,OF OTH ACRYLIC POLYM,NESO KG	48,078	125,214
	IRELAND.....	7,374	75,119

TABLE 2 - IMPORTS INTO PUERTO RICO FROM FOREIGN COUNTRIES  
BY COMMODITY AND COUNTRY OF ORIGIN-FISCAL YEAR 2000

COMM-CODE	COMMODITY, COUNTRY AND UNIT OF QUANTITY	QUANTITY	VALUE-\$
	ITALY.....	40,704	50,095
3920610000	PLATES,ETC,NONCEL,N REIN,OF POLYCARBONATES KG	5,564	28,571
	UNITED KINGDOM OF GT BRITAIN.....	5,564	28,571
3920620000	PLATES,ETC,NONCEL,N REIN,POLYETHYLENE TEREPHTHALATE KG	108,811	596,569
	CHINA (TAIWAN).....	72,450	87,452
	GERMANY.....	1,008	442,912
	VENEZUELA.....	35,353	66,205
3920690000	PLATES,ETC,NONCEL,N REIN,OF OTHER POLYESTERS,NESOI KG	3,502	30,033
	BELGIUM.....	3,502	30,033
3920710000	PLATES,ETC,NONCEL,N REIN,OF REGENERATED CELLULOSE KG	3,594	1,642
	SPAIN.....	3,594	1,642
3920720000	PLATES,ETC,NONCEL,N REIN,OF CELLULO OR DER,VLC FBR KG	548	2,051
	CHINA (TAIWAN).....	548	2,051
3920730000	PLATES,ETC,NONCEL,N REIN,OF CELLULOSE ACETATE KG	12,423	206,200
	GERMANY.....	12,423	206,200
3920795000	PLATES,ETC,NONCEL,N REIN,OF OTH CELLULOS DER,NESOI KG	1,430	156,731
	GERMANY.....	1,430	156,731
3920920000	PLATES,ETS,NONCEL,N REIN,OF POLYAMIDES KG	475	5,520
	GERMANY.....	21	447
	UNITED KINGDOM OF GT BRITAIN.....	454	5,073
3920992000	FILM,STRIP & SHEETS,NONCEL,N REIN,OTH PL,FLX,NESOI KG	8,939	66,208
	CHINA (TAIWAN).....	2,263	7,649
	DOMINICAN REPUBLIC.....	1,558	2,450
	FRANCE.....	276	937
	JAPAN.....	4,644	53,982
	VENEZUELA.....	198	1,190
3920995000	PLATES,FOIL,NONCEL,N REIN,OF OTHER PLASTICS,NESOI KG	93,901	207,943
	COSTA RICA.....	65,493	140,892
	MEXICO.....	10,640	26,132
	SYRIA.....	3,650	4,519
	VENEZUELA.....	14,118	36,400
3921121100	PLATES,ETC,CELL,PLM VY CHLO,M-M FB PRD,>70% WT PLS M2	104,312	492,892
	COLOMBIA.....	74,224	159,780
	UNITED KINGDOM OF GT BRITAIN.....	30,088	333,112
3921121950	PLATES,ETC,CELL,PLM VY CHLO,COMB W TEXT MAT,NESOI M2	51,671	101,948
	DOMINICAN REPUBLIC.....	51,671	101,948
3921125000	PLATES,SHEETS,ETC,CELL,PLYM OF VINYL CHLORID,NESOI KG	492,369	1,314,382
	ITALY.....	150,731	209,433
	MEXICO.....	288,564	909,215
	REPUBLIC OF KOREA.....	49,707	168,000
	UNITED KINGDOM OF GT BRITAIN.....	3,367	27,734
3921135000	PLATES,SHEETS,FILM,ETC,CELL,OF POLYURETHANE,NESOI KG	41,471	208,230
	CHINA (TAIWAN).....	1,321	6,000
	CHINA,PEOPLE'S REP.(MAINLAND).....	5,491	10,546
	UNITED KINGDOM OF GT BRITAIN.....	34,659	191,684
3921190000	PLATES,SHEETS,FILM,FOIL & STRIP,CELL,OF OTH PLAST KG	272,371	5,731,255
	BRAZIL.....	31,479	67,472
	CHINA (TAIWAN).....	115,042	191,831
	COLOMBIA.....	1,432	8,877
	COSTA RICA.....	12,088	83,955
	DOMINICAN REPUBLIC.....	2,087	7,625
	GUATEMALA.....	7,047	6,214
	IRELAND.....	5,612	234,918
	ITALY.....	3,569	17,536
	JAPAN.....	59	40,248
	UNITED KINGDOM OF GT BRITAIN.....	93,956	5,072,579
3921901950	PLATES,ETC,PLAS,EX CEL,TEX <=1.492 KG/M2,NESOI M2	114,633	19,648
	CHINA,PEOPLE'S REP.(MAINLAND).....	114,633	19,648
3921902900	PLATES,ETC,PLAS,EX CEL,TEX >1.492 KG/M2,NESOI KG	23,362	69,799
	BRAZIL.....	1,984	21,804
	CANADA.....	21,378	47,995
3921904025	POLYETH TEREPH FILM,ROLLS,COATD,FOR THERM TRN RIBN KG	4,500	18,861
	ITALY.....	4,500	18,861
3921904090	PLATES,SHEETS,ETC,PLAS,EX CELL,FLEXIBLE,NESOI KG	157,579	737,826
	BELGIUM.....	2,721	11,409
	BRAZIL.....	5,534	14,950
	CHINA (TAIWAN).....	157	1,154
	DENMARK.....	86	1,889
	GERMANY.....	3,040	16,319

TABLE 2 - IMPORTS INTO PUERTO RICO FROM FOREIGN COUNTRIES  
BY COMMODITY AND COUNTRY OF ORIGIN-FISCAL YEAR 2000

COMM-CODE	COMMODITY, COUNTRY AND UNIT OF QUANTITY	QUANTITY	VALUE-\$
	ISRAEL .....	81,744	550,084
	NETHERLAND ANTIL. EXC ARUBA.....	1,607	1,290
	PORTUGAL.....	34,188	84,732
	UNITED KINGDOM OF GT BRITAIN.....	186	2,234
	VENEZUELA.....	28,316	53,765
3921905010	HIGH PRESSURE PAPER REINFORCD DECORATIVE LAMINATES M2	1,387,003	4,170,827
	ARGENTINA.....	74,392	219,350
	BRAZIL.....	735,262	1,823,992
	CHINA (TAIWAN).....	25,199	100,859
	COLOMBIA.....	333,866	970,283
	DOMINICAN REPUBLIC.....	26,306	344,816
	HONDURAS.....	533	12,265
	INDIA.....	18,436	150,075
	ITALY.....	31,634	141,932
	PORTUGAL.....	141,065	398,498
	SPAIN.....	310	8,757
3921905050	PLATES,SHEETS,ETC,PLAS,EX CELL,EX FLEX,NESOI M2	258,235	826,496
	BRAZIL.....	87,628	262,050
	CANADA.....	71,106	160,471
	CHINA (TAIWAN).....	8,249	81,362
	DOMINICAN REPUBLIC.....	12,180	167,010
	FRANCE.....	49,875	81,898
	PORTUGAL.....	29,197	73,705
3922100000	BATHS,SHOWER BATHS & WASHBASINS,OF PLASTIC X		228,277
	BRAZIL.....		139,535
	CANADA.....		22,381
	CHINA (TAIWAN).....		6,656
	DOMINICAN REPUBLIC.....		2,320
	INDIA.....		2,398
	MEXICO.....		14,103
	SPAIN.....		14,518
	VENEZUELA.....		26,366
3922200000	LAVATORY SEATS & COVER,OF PLASTIC NO	90,109	296,271
	BRAZIL.....	2,244	21,130
	CHINA,PEOPLE'S REP.(MAINLAND).....	37,964	97,907
	COLOMBIA.....	432	3,456
	ECUADOR.....	1,651	9,424
	INDIA.....	3,600	4,032
	INDONESIA.....	576	1,095
	MEXICO.....	1,057	12,531
	PERU.....	3,948	11,944
	THAILAND.....	5,232	14,126
	VENEZUELA.....	33,405	120,626
3922900000	BIDETS,LAVATORY PANS,SIMILR SANITARY WARE,PLASTIC X		546,582
	BRAZIL.....		27,638
	CHINA (TAIWAN).....		26,901
	CHINA,PEOPLE'S REP.(MAINLAND).....		19,974
	INDIA.....		1,800
	MEXICO.....		96,670
	SPAIN.....		696
	VENEZUELA.....		372,903
3923100000	BOXES,CASES,CRATES & SIMILAR ARTICLES,OF PLASTIC X		468,534
	CANADA.....		20,390
	CHINA (TAIWAN).....		34,886
	CHINA,PEOPLE'S REP.(MAINLAND).....		51,876
	COLOMBIA.....		2,179
	COSTA RICA.....		1,599
	DOMINICAN REPUBLIC.....		195,263
	ECUADOR.....		904
	FRANCE.....		19,993
	GERMANY.....		305
	INDIA.....		5,419
	ISRAEL.....		16,583
	ITALY.....		17,552
	MEXICO.....		10,612
	PANAMA.....		18,490
	SPAIN.....		10,883
	UNITED KINGDOM OF GT BRITAIN.....		13,780
	VENEZUELA.....		47,820

TABLE 2 - IMPORTS INTO PUERTO RICO FROM FOREIGN COUNTRIES  
BY COMMODITY AND COUNTRY OF ORIGIN-FISCAL YEAR 2000

COMM-CODE	COMMODITY, COUNTRY AND UNIT OF QUANTITY	QUANTITY	VALUE-\$
3923210019	RECL SACK&BAGS POLYM OF ETHYLENE W EXTD CLS, NESOI THS	726	8,214
	CHINA,PEOPLE'S REP.(MAINLAND).....	726	8,214
3923210080	SACKS/BAGS, POLYMER OF ETHYLENE, W NO SIDE >= 75MM THS	3,567	20,106
	CHINA,PEOPLE'S REP.(MAINLAND).....	3,567	20,106
3923210090	SACKS&BAGS OF POLYMERS OF ETHYLENE EXC RECL, NESOI THS	832,991	2,108,906
	BELGIUM.....	1	4,153
	CANADA.....	2,770	9,043
	CHINA (TAIWAN).....	956	9,004
	CHINA,PEOPLE'S REP.(MAINLAND).....	382,405	797,191
	COLOMBIA.....	17	1,170
	COSTA RICA.....	25,909	165,264
	DOMINICAN REPUBLIC.....	3,522	32,104
	ECUADOR.....	673	11,455
	GERMANY.....	107	43,864
	GUATEMALA.....	6	359
	HONDURAS.....	223,201	578,332
	HONG KONG.....	77,405	174,204
	INDIA.....	10,000	16,778
	IRELAND.....	55	75,317
	JAMAICA.....	9,847	19,499
	MEXICO.....	38	6,486
	PANAMA.....	71	3,733
	REPUBLIC OF KOREA.....	5	563
	SPAIN.....	2	1,215
	SYRIA.....	18	1,200
	UNITED KINGDOM OF GT BRITAIN.....	360	4,756
	VENEZUELA.....	95,623	153,216
3923290000	SACKS & BAGS(INCLUDING CONES) OF OTHER PLASTICS KG	2,519,401	4,762,153
	BELGIUM.....	112	3,365
	CANADA.....	78,064	33,787
	CHINA (TAIWAN).....	8,147	48,979
	CHINA,PEOPLE'S REP.(MAINLAND).....	145,066	366,355
	COLOMBIA.....	297	2,928
	COSTA RICA.....	697,116	1,382,066
	DOMINICAN REPUBLIC.....	689,232	1,092,014
	ECUADOR.....	9,353	69,763
	FRANCE.....	23,518	186,350
	GERMANY.....	790	3,818
	GUATEMALA.....	680	4,831
	HONDURAS.....	728,820	987,014
	HONG KONG.....	49,828	125,998
	ITALY.....	47	253
	JAPAN.....	12,474	246,117
	MEXICO.....	6,120	19,867
	PANAMA.....	271	2,218
	PHILIPPINES.....	60	265
	SPAIN.....	18,012	52,182
	SRI LANKA.....	10,536	16,642
	ST.CHRISTOPHER-NEVIS.....	303	3,850
	UNITED KINGDOM OF GT BRITAIN.....	113	316
	VENEZUELA.....	40,442	113,175
3923300010	CARBOYS, BOTTLE, ETC. OF CAPACITY NOT >= 50 ml THS	2,100	233,117
	BELGIUM.....	23	14,517
	DOMINICAN REPUBLIC.....	482	37,350
	GERMANY.....	759	131,998
	IRELAND.....	35	4,523
	JAPAN.....	605	42,925
	MEXICO.....	3	322
	SPAIN.....	120	267
	UNITED KINGDOM OF GT BRITAIN.....	1	444
	VENEZUELA.....	72	771
3923300090	CARBOYS, BOTTLE, FLASKS & SIMILAR ARTICLES, NESOI X		2,982,469
	BARBADOS.....		1,905
	BELGIUM.....		205,428
	BRAZIL.....		2,314
	CANADA.....		40,180
	CHINA (TAIWAN).....		15,046
	CHINA,PEOPLE'S REP.(MAINLAND).....		84,095
	COSTA RICA.....		102,475



TABLE 2 - IMPORTS INTO PUERTO RICO FROM FOREIGN COUNTRIES  
BY COMMODITY AND COUNTRY OF ORIGIN-FISCAL YEAR 2000

COMM-CODE	COMMODITY, COUNTRY AND UNIT OF QUANTITY	QUANTITY	VALUE-\$
	DOMINICAN REPUBLIC.....		1,058,095
	GERMANY.....		236,080
	GUATEMALA.....		29,664
	HONG KONG.....		7,892
	INDIA.....		18,468
	IRELAND.....		5,535
	JAPAN.....		176,611
	MEXICO.....		847,770
	NETHERLANDS.....		3,549
	PANAMA.....		23,084
	SPAIN.....		3,113
	SWITZERLAND.....		33,519
	THAILAND.....		10,346
	UNITED KINGDOM OF GT BRITAIN.....		45,947
	VENEZUELA.....		31,353
3923500000	STOPPERS,LIDS,CAPS,& OTHER CLOSURES,OF PLASTIC X		3,569,549
	BELGIUM.....		29,893
	BRAZIL.....		24,837
	CANADA.....		7,482
	CHINA (TAIWAN).....		275
	CHINA,PEOPLE'S REP.(MAINLAND).....		13,966
	COSTA RICA.....		4,314
	DOMINICAN REPUBLIC.....		31,639
	FRANCE.....		308,701
	GERMANY.....		566,844
	GUATEMALA.....		1,302
	HONG KONG.....		21,118
	IRELAND.....		38,337
	ITALY.....		1,069,762
	JAPAN.....		210,222
	MEXICO.....		188,462
	NETHERLANDS.....		342,394
	PANAMA.....		7,750
	SPAIN.....		403,301
	SWITZERLAND.....		19,183
	UNITED KINGDOM OF GT BRITAIN.....		201,277
	URUGUAY.....		584
	VENEZUELA.....		77,906
3923900012	PLASTIC BUCKETS & PAILS, WITH CAPACITY <11.36 LTRS NO 22,882		27,528
	CANADA.....	4,958	10,578
	INDIA.....	5,616	8,158
	ITALY.....	1,700	2,127
	MEXICO.....	300	300
	SPAIN.....	10,008	5,905
	UNITED KINGDOM OF GT BRITAIN.....	300	460
3923900014	PLAST BUCKETS & PAILS, W/CAP >=11.36 & <22.71 LTRS NO 9,836		34,873
	CANADA.....	2,970	12,575
	INDIA.....	2,298	10,967
	MEXICO.....	4,568	11,331
3923900016	PLASTIC BUCKETS & PAILS, W/CAP 22.71 LTRS OR MORE NO 690		13,638
	UNITED KINGDOM OF GT BRITAIN.....	690	13,638
3923900080	ART FOR CONVEYING OR PACKING OF GOODS,PLAST,NESOI X		701,194
	BRAZIL.....		4,481
	CANADA.....		47,470
	CHINA (TAIWAN).....		1,615
	CHINA,PEOPLE'S REP.(MAINLAND).....		10,848
	DOMINICAN REPUBLIC.....		938
	ECUADOR.....		738
	GERMANY.....		69,942
	IRELAND.....		353,900
	ITALY.....		3,859
	SINGAPORE.....		538
	TRINIDAD @ TOBAGO.....		35,485
	UNITED KINGDOM OF GT BRITAIN.....		171,380
3924101000	SALT,PEPPER,MUSTARD,KETCHUP & SIMILR DISP,PLASTIC X		6,750
	CHINA,PEOPLE'S REP.(MAINLAND).....		1,200
	INDIA.....		5,550
3924102000	PLATES,CUPS,SAUCERS,SOUP BOWLS,ETC,OF PLASTICS KG 3,984,007		7,061,186
	BRAZIL.....	4,247	11,968

TABLE 2 - IMPORTS INTO PUERTO RICO FROM FOREIGN COUNTRIES  
BY COMMODITY AND COUNTRY OF ORIGIN-FISCAL YEAR 2000

COMM-CODE	COMMODITY, COUNTRY AND UNIT OF QUANTITY	QUANTITY	VALUE-\$
	CANADA.....	4,444	4,489
	CHINA,PEOPLE'S REP.(MAINLAND).....	49,959	132,524
	COLOMBIA.....	464,250	740,172
	COSTA RICA.....	250,955	504,226
	DOMINICAN REPUBLIC.....	890,831	1,557,960
	ECUADOR.....	26,072	79,002
	EL SALVADOR.....	5,414	18,948
	GUATEMALA.....	1,476	6,779
	HONG KONG.....	359	1,163
	INDIA.....	21,543	62,603
	ISRAEL.....	15,365	37,131
	ITALY.....	8,744	20,145
	JAMAICA.....	89,340	167,810
	MEXICO.....	151,406	276,539
	PANAMA.....	5,526	21,263
	SPAIN.....	2,820	7,331
	THAILAND.....	17,972	38,548
	VENEZUELA.....	1,973,284	3,372,585
3924103000	TRAYS,OF PLASTIC NO	536,499	1,734,048
	BRAZIL.....	2,460	1,430
	CANADA.....	5	649
	CHINA,PEOPLE'S REP.(MAINLAND).....	39,080	23,023
	COSTA RICA.....	2,000	5,870
	DOMINICAN REPUBLIC.....	242,556	1,656,368
	GERMANY.....	100	732
	GUATEMALA.....	2,000	1,100
	INDIA.....	230,570	37,527
	ISRAEL.....	8,776	4,341
	THAILAND.....	7,200	2,595
	VENEZUELA.....	1,752	413
3924105000	TABLEWARE & KITCHENWARE,OF PLASTIC,NESOI X		3,281,136
	ARGENTINA.....		66,403
	BRAZIL.....		75,281
	CHINA (TAIWAN).....		40,865
	CHINA,PEOPLE'S REP.(MAINLAND).....		676,706
	COLOMBIA.....		23,501
	COSTA RICA.....		72,835
	DOMINICAN REPUBLIC.....		311,425
	ECUADOR.....		31,461
	EL SALVADOR.....		937
	FINLAND.....		3,700
	FRANCE.....		257
	GUATEMALA.....		96,954
	HONG KONG.....		7,350
	INDIA.....		222,821
	ISRAEL.....		139,248
	ITALY.....		9,199
	MEXICO.....		144,879
	PANAMA.....		8,098
	REP. OF SOUTH AFRICA.....		2,469
	REPUBLIC OF KOREA.....		40,347
	SPAIN.....		61,342
	THAILAND.....		205,602
	TRINIDAD @ TOBAGO.....		82,439
	VENEZUELA.....		957,017
3924901010	CURTAINS & DRAPES,OF PLASTIC KG	319,180	585,522
	CHINA,PEOPLE'S REP.(MAINLAND).....	315,975	566,502
	SPAIN.....	3,205	19,020
3924901050	NAPKINS,TABLE COVERS,MATS,ETC,OF PLASTIC,NESOI X		374,440
	CHINA (TAIWAN).....		111,956
	CHINA,PEOPLE'S REP.(MAINLAND).....		235,508
	GERMANY.....		2,112
	NETHERLANDS.....		2,210
	PERU.....		2,810
	SPAIN.....		5,932
	VENEZUELA.....		13,912
3924902000	PICTURE FRAMES X		186,505
	CHINA (TAIWAN).....		22,270
	CHINA,PEOPLE'S REP.(MAINLAND).....		100,939

TABLE 2 - IMPORTS INTO PUERTO RICO FROM FOREIGN COUNTRIES  
BY COMMODITY AND COUNTRY OF ORIGIN-FISCAL YEAR 2000

COMM-CODE	COMMODITY, COUNTRY AND UNIT OF QUANTITY	QUANTITY	VALUE-\$
	HONG KONG.....		11,450
	UNITED KINGDOM OF GT BRITAIN.....		51,846
3924905500	HOUSEHOLD ARTICLES & TOILET ARTICLES,OF PLAST,NESO X		1,907,272
	ARGENTINA.....		22,986
	BRAZIL.....		52,348
	CANADA.....		20,046
	CHINA (TAIWAN).....		132,289
	CHINA,PEOPLE'S REP.(MAINLAND).....		668,663
	COLOMBIA.....		102,995
	GUATEMALA.....		4,960
	HONG KONG.....		43,939
	INDIA.....		165,991
	INDONESIA.....		40,413
	ISRAEL.....		129,054
	ITALY.....		188,879
	MEXICO.....		61,073
	NETHERLANDS.....		1,634
	PANAMA.....		38,236
	REPUBLIC OF KOREA.....		13,529
	SINGAPORE.....		27,411
	SPAIN.....		107,702
	THAILAND.....		65,118
	VENEZUELA.....		20,006
3925100000	RESERVOIRS,TANKS,ETC,CAPACITY >300 LITERS,PLASTIC X		1,204,726
	CANADA.....		45,942
	GUATEMALA.....		9,811
	MEXICO.....		2,045
	PANAMA.....		6,485
	TRINIDAD @ TOBAGO.....		810,363
	VENEZUELA.....		330,080
3925200010	DOORS AND DOOR FRAMES, OF PLASTIC NO	26,712	717,382
	CHINA (TAIWAN).....	16,032	458,960
	CHINA,PEOPLE'S REP.(MAINLAND).....	8,206	204,279
	SPAIN.....	363	15,769
	VENEZUELA.....	2,111	38,374
3925200090	WINDOWS, FRAMES & THRESHOLDS FOR DOORS OF PLASTIC X		43,320
	ITALY.....		5,559
	SPAIN.....		34,452
	UNITED KINGDOM OF GT BRITAIN.....		3,309
3925301000	BLINDS(INCLUDING VENETIAN BLINDS)OF PLASTIC NO	44,262	202,557
	CANADA.....	7,081	17,819
	CHINA,PEOPLE'S REP.(MAINLAND).....	33,590	135,146
	HONG KONG.....	3,395	20,642
	PHILIPPINES.....	196	28,950
3925305000	SHUTTERS & SIMILR ARTICLES & PARTS,OF PLAST,NESOI X		17,327
	CHINA (TAIWAN).....		17,327
3925900000	BUILDERS' WARE OF PLASTICS,NESOI X		669,389
	ARGENTINA.....		58,747
	BRAZIL.....		124,267
	CANADA.....		149,620
	CHINA (TAIWAN).....		35,107
	CHINA,PEOPLE'S REP.(MAINLAND).....		130,742
	GERMANY.....		3,007
	ITALY.....		1,950
	REPUBLIC OF KOREA.....		39,201
	SPAIN.....		6,692
	UNITED KINGDOM OF GT BRITAIN.....		119,708
	VENEZUELA.....		348
3926100000	OFFICE OR SCHOOL SUPPLIES OF PLASTIC, NESOI X		172,132
	CHINA (TAIWAN).....		24,881
	CHINA,PEOPLE'S REP.(MAINLAND).....		94,804
	COLOMBIA.....		15,415
	EL SALVADOR.....		1,606
	GERMANY.....		462
	HONG KONG.....		8,906
	MALAYSIA.....		1,903
	MEXICO.....		2,279
	PANAMA.....		21,224
	VENEZUELA.....		652

TABLE 2 - IMPORTS INTO PUERTO RICO FROM FOREIGN COUNTRIES  
BY COMMODITY AND COUNTRY OF ORIGIN-FISCAL YEAR 2000

COMM-CODE	COMMODITY, COUNTRY AND UNIT OF QUANTITY	QUANTITY	VALUE-\$
3926201010	GLOVES,SEAMLESS,SURGICAL & MEDICAL,OF PLASTIC DPR	237,933	166,720
	INDIA.....	13,334	24,000
	MALAYSIA.....	224,599	142,720
3926201020	GLOVES,SEAMLESS,EXCP SURG & MEDICAL,DISPOSABL,PLAS DPR	162	2,378
	CHINA (TAIWAN).....	120	1,152
	GERMANY.....	42	1,226
3926201050	GLOVES,SEAMLESS,EXCP SURG & MEDICAL,NOT DISP,PLAST DPR	136,142	30,938
	CHINA,PEOPLE'S REP.(MAINLAND).....	1,934	7,235
	PANAMA.....	134,208	23,703
3926202000	BASEBALL & SOFTBALL GLOVES & MITS OF PLASTIC NO	3,162	11,449
	CHINA,PEOPLE'S REP.(MAINLAND).....	3,162	11,449
3926203000	GLOVES SPEC DESIGNED FOR SPORTS,OF PLASTIC,NESOI NO	9,594	13,046
	CHINA,PEOPLE'S REP.(MAINLAND).....	7,734	9,926
	COLOMBIA.....	1,760	2,387
	VENEZUELA.....	100	733
3926204010	DISPOSABLE GLOVES,OF PLASTIC,NESOI DPR	1,706,250	256,389
	CHINA,PEOPLE'S REP.(MAINLAND).....	1,706,250	256,389
3926204050	GLOVES,OF PLASTIC,NESOI DPR	3,300	11,617
	CHINA,PEOPLE'S REP.(MAINLAND).....	3,300	11,617
3926206000	PLAST RAINWR,INCL JACKET,COAT,ETC,VAL N/O \$10 unit DOZ	12,864	233,285
	CHINA (TAIWAN).....	275	6,927
	CHINA,PEOPLE'S REP.(MAINLAND).....	12,589	226,358
3926209010	APRONS,OF PLASTIC DOZ	239	4,807
	CHINA,PEOPLE'S REP.(MAINLAND).....	203	2,794
	ITALY.....	36	2,013
3926209050	ART OF APPAREL & CLOTHING ACCESSORIES,PLAST,NESOI DOZ	28,715	587,134
	CANADA.....	3,370	14,163
	CHINA (TAIWAN).....	3,342	71,775
	CHINA,PEOPLE'S REP.(MAINLAND).....	4,734	30,724
	DOMINICAN REPUBLIC.....	126	377
	GERMANY.....	8	863
	JAPAN.....	16,295	463,489
	PERU.....	840	5,743
3926301000	HANDLES AND KNOBS KG	1,312	15,725
	CHINA (TAIWAN).....	242	2,255
	JAPAN.....	302	6,946
	MEXICO.....	422	3,000
	REPUBLIC OF KOREA.....	346	3,524
3926305000	FITTINGS FOR FURNITURE,COACHWORK,ETC,PLASTIC,NESOI KG	14,828	64,574
	BRAZIL.....	8,659	17,492
	CANADA.....	2,253	29,078
	CHINA (TAIWAN).....	844	6,089
	ITALY.....	2,284	6,279
	NETHERLAND ANTIL. EXC ARUBA.....	788	5,636
3926400000	STATUETTES & OTHER ORNAMENTAL ARTICLES,OF PLASTIC X		1,509,850
	CHINA,PEOPLE'S REP.(MAINLAND).....		1,419,960
	FRANCE.....		438
	HONG KONG.....		12,410
	ITALY.....		8,220
	JAPAN.....		35,757
	MALAYSIA.....		16,187
	MEXICO.....		9,014
	SPAIN.....		5,435
	THAILAND.....		2,429
3926901000	BUCKETS & PAILS,OF PLASTIC NO	251,412	242,437
	ARGENTINA.....	4,032	2,379
	BRAZIL.....	300	528
	CHINA,PEOPLE'S REP.(MAINLAND).....	1,341	5,514
	FRANCE.....	104	967
	HONG KONG.....	1,800	792
	INDIA.....	57,972	31,663
	ISRAEL.....	840	588
	ITALY.....	40,821	60,841
	PANAMA.....	17,472	8,413
	PERU.....	1,000	3,500
	SPAIN.....	120,730	122,437
	THAILAND.....	1,800	1,440
	VENEZUELA.....	3,200	3,375
3926901500	NURSING NIPPLES & PACIFIERS GRS	852	41,664

TABLE 2 - IMPORTS INTO PUERTO RICO FROM FOREIGN COUNTRIES  
BY COMMODITY AND COUNTRY OF ORIGIN-FISCAL YEAR 2000

COMM-CODE	COMMODITY, COUNTRY AND UNIT OF QUANTITY	QUANTITY	VALUE-\$
	THAILAND.....	852	41,664
3926902000	ICE BAGS,DOUCHE BAGS,ETC, & FITTINGS THEREFOR X		8,349
	DENMARK.....		5,138
	GERMANY.....		3,211
3926902500	HANDLES & KNOBS,OF PLASTIC,NESOI KG	13,877	176,006
	BRAZIL.....	154	1,224
	CHINA (TAIWAN).....	5,575	31,489
	COLOMBIA.....	234	1,150
	GERMANY.....	46	479
	INDIA.....	78	333
	JAPAN.....	5,396	133,349
	MEXICO.....	2,121	6,011
	REPUBLIC OF KOREA.....	273	1,971
3926903000	PARTS FOR YACHTS OR PLEASURE BOATS,ETC X		1,525
	CANADA.....		273
	FRANCE.....		586
	VENEZUELA.....		666
3926903300	HANDBAGS OF BEADS,BUGLES & SPANGLES NO	15,884	83,871
	HONG KONG.....	13,728	81,422
	ITALY.....	16	300
	PANAMA.....	2,140	2,149
3926903500	BEADS,BUGLES,SPANGLES,NOT STRUNG,ETC.& ART THEREOF X		2,508
	MEXICO.....		1,840
	REPUBLIC OF KOREA.....		668
3926904000	IMITATION GEMSTONES X		3,996
	MEXICO.....		3,996
3926904510	O-RINGS X		17,789
	AUSTRIA.....		6,402
	CANADA.....		2,103
	CHINA (TAIWAN).....		6,881
	FRANCE.....		322
	SWEDEN.....		306
	SWITZERLAND.....		1,775
3926904590	OTHER GASKETS AND WASHERS & OTHER SEALS X		63,712
	BRAZIL.....		8,212
	CANADA.....		23,759
	CHINA (TAIWAN).....		753
	FINLAND.....		2,979
	FRANCE.....		5,866
	GERMANY.....		2,327
	ITALY.....		3,271
	JAPAN.....		6,005
	MEXICO.....		928
	SWEDEN.....		444
	UNITED KINGDOM OF GT BRITAIN.....		9,168
3926905000	FRAMES OR MOUNTS FOR PHOTOGRAPHIC SLIDES X		221,034
	CHINA,PEOPLE'S REP.(MAINLAND).....		209,265
	COLOMBIA.....		594
	ITALY.....		2,186
	UNITED KINGDOM OF GT BRITAIN.....		8,989
3926905500	BELTING & BELTS,FOR MACH,CONT TEXT FBR,V-BELTS KG	993	2,946
	GERMANY.....	145	819
	INDIA.....	848	2,127
3926905700	BELTING & BELTS,FOR MACH,M-M FBR PREDOM OV OTH TEX KG	129	2,094
	GERMANY.....	47	1,027
	UNITED KINGDOM OF GT BRITAIN.....	82	1,067
3926906090	BELTING & BELTS FOR MACHINERY,NESOI KG	9,085	35,169
	CANADA.....	45	421
	CHINA (TAIWAN).....	4,426	19,036
	DOMINICAN REPUBLIC.....	450	281
	ITALY.....	4	1,568
	MEXICO.....	3,849	10,415
	PANAMA.....	274	2,700
	SWEDEN.....	37	748
3926906510	CLOTHESPINS,SPRING TYPE,VAL <= 80 CENTS PR GROSS GRS	60,234	37,253
	CHINA,PEOPLE'S REP.(MAINLAND).....	60,234	37,253
3926906520	CLOTHESPINS,SPRING TYPE,VAL > .80,<=\$1.35 PR GROSS GRS	157,348	160,469
	CHINA,PEOPLE'S REP.(MAINLAND).....	154,948	158,136
	PANAMA.....	2,400	2,333

TABLE 2 - IMPORTS INTO PUERTO RICO FROM FOREIGN COUNTRIES  
BY COMMODITY AND COUNTRY OF ORIGIN-FISCAL YEAR 2000

COMM-CODE	COMMODITY, COUNTRY AND UNIT OF QUANTITY	QUANTITY	VALUE-\$
3926906530	CLOTHESPINS, SPRING TYPE, VAL >\$1.35, <=\$1.70 PR GROS	GRS	19,525
	CHINA, PEOPLE'S REP. (MAINLAND).....	19,525	28,085
3926906550	CLOTHESPINS, SPRING TYPE, VAL >\$1.70 PR GROSS	GRS	67,987
	CHINA, PEOPLE'S REP. (MAINLAND).....	67,987	170,200
3926907000	CLOTHESPINS, NESOI	GRS	38,749
	CHINA (TAIWAN).....	28	389
	CHINA, PEOPLE'S REP. (MAINLAND).....	24,656	48,387
	HONG KONG.....	14,065	5,916
3926907500	PNEUMATIC MATTRESSES & OTH INFLATABLE ART, NESOI	X	61,926
	ARGENTINA.....		7,996
	CHINA (TAIWAN).....		8,709
	CHINA, PEOPLE'S REP. (MAINLAND).....		40,954
	MEXICO.....		1,384
	SPAIN.....		2,883
3926908700	FLEXIBLE PLASTIC DOC BINDERS WITH TABS, ROLLED\FLAT	X	18,097
	CHINA, PEOPLE'S REP. (MAINLAND).....		2,700
	CYPRUS.....		5,091
	GERMANY.....		10,022
	ITALY.....		284
3926909830	LADDERS OF PLASTIC	NO	1,720
	MEXICO.....	1,720	127,033
3926909880	OTHER ARTICLES OF PLASTIC, NESOI	X	4,871,018
	ARGENTINA.....		79,404
	AUSTRALIAN ISLANDS.....		288
	AUSTRIA.....		24,409
	BELGIUM.....		7,910
	BRAZIL.....		86,532
	CANADA.....		91,266
	CHILE.....		4,234
	CHINA (TAIWAN).....		533,980
	CHINA, PEOPLE'S REP. (MAINLAND).....		1,018,819
	COLOMBIA.....		105,436
	COSTA RICA.....		119,950
	CZECH REPUBLIC.....		61,051
	DENMARK.....		26,253
	DOMINICAN REPUBLIC.....		71,403
	ECUADOR.....		409
	FRANCE.....		169,458
	GERMANY.....		128,009
	GUATEMALA.....		4,525
	HONG KONG.....		61,226
	INDIA.....		3,919
	INDONESIA.....		3,040
	IRELAND.....		2,594
	ISRAEL.....		10,377
	ITALY.....		717,972
	JAMAICA.....		5,145
	JAPAN.....		272,788
	MALAYSIA.....		7,100
	MARTINIQUE.....		554
	MEXICO.....		405,949
	NETHERLANDS.....		12,011
	NORWAY.....		860
	PANAMA.....		45,484
	PHILIPPINES.....		19,874
	POLAND.....		27,365
	REP. OF SOUTH AFRICA.....		7,644
	REPUBLIC OF KOREA.....		37,064
	SINGAPORE.....		525
	SPAIN.....		143,894
	SWEDEN.....		2,517
	SWITZERLAND.....		49,706
	THAILAND.....		10,206
	TRINIDAD @ TOBAGO.....		209,000
	UNITED KINGDOM OF GT BRITAIN.....		153,988
	VENEZUELA.....		126,880
	RUBBER AND ARTICLES THEREOF.....	TOTAL	37,906,120

TABLE 2 - IMPORTS INTO PUERTO RICO FROM FOREIGN COUNTRIES  
BY COMMODITY AND COUNTRY OF ORIGIN-FISCAL YEAR 2000

COMM-CODE	COMMODITY, COUNTRY AND UNIT OF QUANTITY	QUANTITY	VALUE-\$
4002110000	LATEX OF (SBR); (XSBR) KG	229,590	222,400
	REPUBLIC OF KOREA.....	40,000	54,660
	VENEZUELA.....	189,590	167,740
4002190010	STYRENE-BUTADI RUB <=50% STYRENE BY WT DRY POLYMER KG	148,410	114,905
	BRAZIL.....	87,755	54,766
	CANADA.....	40,320	42,200
	INDONESIA.....	20,160	16,869
	MEXICO.....	175	1,070
4002200000	BUTADIENE RUBBER (BR) KG	88,536	101,346
	REPUBLIC OF KOREA.....	88,536	101,346
4002490000	CHLOROPRENE (CHLOROBUTADIENE) RUB, EXC LATEX,NESOI KG	95,973	152,159
	GERMANY.....	22,750	57,412
	SPAIN.....	73,223	94,747
4002590000	ACRYLONITRILE-BUTADIENE RUBBER, EXC LATEX, NESOI KG	35,419	90,684
	MEXICO.....	35,419	90,684
4002700000	ETHYLENE-PROPYLENE-NONCONJUGATED DIENE RUBBER KG	51,500	84,936
	GERMANY.....	30,000	52,230
	UNITED KINGDOM OF GT BRITAIN.....	21,500	32,706
4002910000	OTHER LATEX, NESOI KG	4,310	2,338
	CANADA.....	4,310	2,338
4002990000	SYNTHETIC RUB & FATICE DERIVED FROM OILS, NESOI KG	36,960	31,377
	INDONESIA.....	20,160	17,973
	REPUBLIC OF KOREA.....	16,800	13,404
4004000000	WASTE OF RUB, EXC HD RUB, & POWDER OBTAIN THEREOF KG	1,233,294	369,738
	BELGIUM.....	86,480	19,307
	CANADA.....	26,248	6,310
	GERMANY.....	191,929	154,535
	NETHERLANDS.....	450,920	105,457
	REP. OF SOUTH AFRICA.....	51,257	5,660
	VENEZUELA.....	426,460	78,469
4006905000	FORM & ARTICLE VULCANIZE RUB, EXC OF NAT RUB,NESOI KG	1	762
	FRANCE.....	1	762
4008115000	PLATE, SHEET & STRIP CELL RUB, EXC NAT RUB, NESOI KG	45,222	48,130
	BELGIUM.....	11,637	22,351
	GERMANY.....	27,282	13,301
	NETHERLANDS.....	6,166	11,837
	PANAMA.....	137	641
4008210000	PLATES OF VULCANIZED RUB, OF NONCELLULAR RUBBER KG	4,200	10,920
	HONG KONG.....	4,200	10,920
4009100000	PIPE, NT REINFORCED/COMBINE W/MATERIAL, W/O FITTIN KG	4,996	45,172
	CHINA (TAIWAN).....	2,864	8,358
	JAPAN.....	1,539	34,497
	REPUBLIC OF KOREA.....	572	1,572
	UNITED KINGDOM OF GT BRITAIN.....	21	745
4009200000	PIPE, REINFORCED/COMBINE W/METAL ONLY, W/O FITTING KG	31,490	279,978
	CHINA (TAIWAN).....	71	2,163
	GERMANY.....	15,205	60,178
	MEXICO.....	74	634
	THAILAND.....	9,226	28,460
	UNITED KINGDOM OF GT BRITAIN.....	6,914	188,543
4009300000	PIPE, REINFORCED/COMBINE W/ TEXTILES, W/O FITTINGS KG	680	15,674
	CHINA (TAIWAN).....	26	689
	FRANCE.....	12	366
	JAPAN.....	633	14,330
	REPUBLIC OF KOREA.....	9	289
4009400000	PIPE, REINFORCED/COMBINE W/ MATERIAL, W/O FITTINGS KG	14,287	56,890
	CHINA (TAIWAN).....	13,139	51,442
	MEXICO.....	303	2,620
	SPAIN.....	845	2,828
4009500020	VULCANIZED RUBBER BRAKE HOSES W/ FITTINGS KG	1,960	33,782
	BRAZIL.....	36	1,140
	CHINA (TAIWAN).....	1,696	28,129
	JAPAN.....	228	4,513
4009500040	PIPE, VULCANIZED RUB, W/ FITTING, NT REINFORCED KG	242	1,190
	CHINA (TAIWAN).....	242	1,190
4009500090	OTHER HOSES ETC.,W/FITTINGS, EXC THOSE NOT REINFOR KG	6,619	104,254
	BRAZIL.....	372	2,094
	CANADA.....	554	6,562
	CHINA (TAIWAN).....	1,352	12,267

TABLE 2 - IMPORTS INTO PUERTO RICO FROM FOREIGN COUNTRIES  
BY COMMODITY AND COUNTRY OF ORIGIN-FISCAL YEAR 2000

COMM-CODE	COMMODITY, COUNTRY AND UNIT OF QUANTITY	QUANTITY	VALUE-\$
	FRANCE.....	350	1,383
	GERMANY.....	696	17,102
	JAPAN.....	675	15,784
	REPUBLIC OF KOREA.....	2,335	46,066
	SPAIN.....	285	2,996
4010110000	CONVEYOR BELT/BELTING,VUL RUB,REINF ONLY W METAL KG	7,140	27,523
	ITALY.....	7,140	27,523
4010121000	CONVEYR BELT/BELTNG,VUL RUB,REINF ONLY TEXT,VEG FB KG	78	7,405
	JAPAN.....	78	7,405
4010125000	CONVEYOR BELT/BELTNG,VULC RUB,MAN-MADE FBR,W >20CM KG	57,655	120,545
	REPUBLIC OF KOREA.....	57,655	120,545
4010129000	CONVEYR BELT/BELTG,VUL RUB,REINF ONLY TEXT MAT,NES KG	52,636	123,368
	BELGIUM.....	127	6,506
	REPUBLIC OF KOREA.....	52,509	116,862
4010195500	CONVEYOR BELT/BELTNG, <= 20CM, TEXT, MANMADE FIBER KG	1,321	54,655
	CHINA (TAIWAN).....	402	2,131
	JAPAN.....	919	52,524
4010199000	CONVEYOR BELT/BELTNG,VULCANIZED RUB, NESOI KG	149	975
	JAPAN.....	99	412
	REPUBLIC OF KOREA.....	50	563
4010213000	ENDLESS TRANSMIS BLTS(V-BELTS),CIRC >60,<=180 TEXT KG	545	10,519
	JAPAN.....	406	9,681
	REPUBLIC OF KOREA.....	139	838
4010216000	ENDLESS TRANSMIS BLTS(V-BELTS),CIRC >60,<=180,NESO KG	981	11,428
	INDIA.....	981	11,428
4010223000	ENDLESS TRANSMIS BLTS(V-BELTS),CIRC >180,<=240,TEXT KG	65	1,014
	REPUBLIC OF KOREA.....	65	1,014
4010234500	ENDLESS SYNCHRON BELTS,CIRC >60,<=150,M/M,NESOI KG	1,769	43,280
	JAPAN.....	1,747	42,236
	REPUBLIC OF KOREA.....	22	1,044
4010249000	ENDLESS SYNCHRONOUS BELTS,CIRC >150,<=198,EX TEXTI KG	12	1,843
	GERMANY.....	12	1,843
4010291000	TRANSMIS BELTS/BELTNG,OTHER,V-BELTS COMB W TEXT MA KG	2	503
	GERMANY.....	2	503
4010292000	TRANSMISSION BELTS/BELTING(V-BELTS/BELTNG) NESOI KG	1,459	31,212
	GERMANY.....	1	293
	ITALY.....	2	256
	JAPAN.....	1,353	29,213
	REPUBLIC OF KOREA.....	99	708
	SWITZERLAND.....	4	742
4010294500	TRANSMISSION BELT/BELTNG, <= 20CM,TEXT,MANMADE FIB KG	67	1,947
	JAPAN.....	67	1,947
4010295000	TRANSMISSION BELT/BELTING,COMB WITH TEXT MAT,NESOI KG	9,780	231,066
	CHINA (TAIWAN).....	125	1,585
	JAPAN.....	9,415	226,686
	REPUBLIC OF KOREA.....	240	2,795
4010299000	TRANSMISSION BELTS/BELTNG,VULCANIZED RUB, NESOI KG	4,462	67,255
	AUSTRIA.....	13	539
	CANADA.....	38	635
	CHINA (TAIWAN).....	51	491
	CHINA,PEOPLE'S REP.(MAINLAND).....	75	529
	GERMANY.....	147	7,743
	JAPAN.....	473	7,540
	NETHERLANDS.....	1,904	6,460
	REPUBLIC OF KOREA.....	1,732	35,198
	SPAIN.....	1	378
	SWEDEN.....	2	290
	SWITZERLAND.....	8	2,156
	UNITED KINGDOM OF GT BRITAIN.....	18	5,296
4011101000	RADIAL TIRES OF A KIND USED ON MOTOR CARS NO	505,006	11,942,416
	ARGENTINA.....	2,890	55,491
	BRAZIL.....	34,514	694,368
	CANADA.....	1,192	55,811
	CHINA (TAIWAN).....	90,118	1,908,977
	CHINA,PEOPLE'S REP.(MAINLAND).....	74,326	1,091,105
	COSTA RICA.....	8,450	181,044
	ECUADOR.....	2,435	75,853
	FRANCE.....	1,664	38,810
	GERMANY.....	4,158	117,603



TABLE 2 - IMPORTS INTO PUERTO RICO FROM FOREIGN COUNTRIES  
BY COMMODITY AND COUNTRY OF ORIGIN-FISCAL YEAR 2000

COMM-CODE	COMMODITY, COUNTRY AND UNIT OF QUANTITY	QUANTITY	VALUE-\$
	GUATEMALA.....	595	29,958
	HUNGARY.....	100	8,880
	INDIA.....	1,940	40,473
	INDONESIA.....	3,387	75,531
	ISRAEL.....	1,496	20,436
	ITALY.....	1,900	56,446
	JAPAN.....	95,795	3,609,560
	MALAYSIA.....	2,016	52,556
	MEXICO.....	3,344	82,993
	NETHERLANDS.....	3,532	120,251
	NEW ZEALAND ISLANDS.....	1,373	32,711
	POLAND.....	11,028	145,331
	REPUBLIC OF KOREA.....	123,269	2,533,864
	SINGAPORE.....	1,428	51,079
	SLOVAK REPUBLIC(SLOVAKIA).....	2,150	41,563
	SLOVENIA.....	9,341	182,362
	THAILAND.....	960	16,671
	TUNISIA.....	250	8,745
	UKRAINE.....	300	4,913
	UNITED KINGDOM OF GT BRITAIN.....	1,290	94,050
	VENEZUELA.....	19,735	513,798
	YUGOSLAVIA(SERBIA,MONTENEGRO).....	30	1,183
4011105000	PNEUMATIC TIRE, EXC RADIAL, USE MOTOR CARS, NESOI NO	56,501	1,411,561
	BRAZIL.....	15,253	256,674
	CHILE.....	2,671	59,677
	CHINA,PEOPLE'S REP.(MAINLAND).....	1,875	77,427
	MEXICO.....	50	898
	REPUBLIC OF KOREA.....	786	20,698
	THAILAND.....	600	13,513
	VENEZUELA.....	35,266	982,674
4011201005	RADIAL TIRES,ON-THE HIGHWAY, USED ON LIGHT TRUCKS NO	13,168	965,833
	BRAZIL.....	230	48,935
	CHINA,PEOPLE'S REP.(MAINLAND).....	2,845	210,599
	ECUADOR.....	300	10,935
	GERMANY.....	82	5,020
	INDIA.....	527	69,586
	JAPAN.....	2,455	295,821
	MEXICO.....	700	30,450
	PERU.....	220	22,060
	REPUBLIC OF KOREA.....	4,234	176,365
	RUSSIA.....	124	13,714
	THAILAND.....	116	10,893
	VENEZUELA.....	1,335	71,455
4011201015	RADIAL TIRES,USE ON BUS/TRUCK,ON HWY EX LT TRUCK NO	58,572	7,834,076
	BRAZIL.....	1,737	314,918
	CANADA.....	131	4,225
	CHINA,PEOPLE'S REP.(MAINLAND).....	13,323	1,130,582
	HONG KONG.....	210	47,988
	HUNGARY.....	158	21,563
	INDIA.....	1,710	168,446
	JAPAN.....	21,296	3,539,141
	LUXEMBOURG.....	652	63,258
	MEXICO.....	775	80,057
	REPUBLIC OF KOREA.....	13,863	1,905,436
	RUSSIA.....	265	36,571
	SLOVAK REPUBLIC(SLOVAKIA).....	4,118	456,639
	THAILAND.....	98	28,776
	UNITED ARAB EMIRATES.....	236	36,476
4011201035	RADIAL TIRES,RUB,FOR BUS/TRK OFF-HWY,<40.6CM DIAM NO	61	69,847
	JAPAN.....	61	69,847
4011205010	TIRES,EX RADL,USE BUS/TRK,ON-HWY,USED ON LT TRUCK NO	2,521	138,829
	CHINA,PEOPLE'S REP.(MAINLAND).....	647	52,602
	INDIA.....	1,415	54,257
	VENEZUELA.....	459	31,970
4011205020	TIRES,EX RADIAL,USE BUS/STRUCK,ON HWY,EX LT TRUCK NO	8,224	574,003
	CHINA,PEOPLE'S REP.(MAINLAND).....	4,108	217,038
	CZECH REPUBLIC.....	6	287
	HUNGARY.....	218	29,398
	INDIA.....	1,000	76,039

TABLE 2 - IMPORTS INTO PUERTO RICO FROM FOREIGN COUNTRIES  
BY COMMODITY AND COUNTRY OF ORIGIN-FISCAL YEAR 2000

COMM-CODE	COMMODITY, COUNTRY AND UNIT OF QUANTITY	QUANTITY	VALUE-\$
	JAPAN.....	330	52,821
	MEXICO.....	560	45,620
	NETHERLANDS.....	82	1,147
	REPUBLIC OF KOREA.....	1,700	116,730
	SLOVAK REPUBLIC(SLOVAKIA).....	6	1,649
	THAILAND.....	66	20,807
	VENEZUELA.....	148	12,467
4011205050	TIRES,EX RADL,FOR BUS/TRK,OFF-HWY,RIM <40.6CM DIAM NO	859	455,006
	CHINA,PEOPLE'S REP.(MAINLAND).....	495	54,851
	CZECH REPUBLIC.....	41	20,101
	JAPAN.....	320	378,882
	THAILAND.....	3	1,172
4011300050	TIRES, USE ON AIRCRAFT, EXC CIVIL AIRCRAFT, NESOI NO	2	1,137
	BELGIUM.....	2	1,137
4011400000	NEW PNEUMATIC TIRES, OF RUBBER, USED ON MOTORCYCLE NO	10,000	166,754
	BRAZIL.....	2,892	82,950
	CHINA (TAIWAN).....	4,618	41,149
	REPUBLIC OF KOREA.....	2,490	42,655
4011500000	NEW PNEUMATIC TIRES, OF RUBBER, USED ON BICYCLES NO	105,706	157,954
	CHINA (TAIWAN).....	34,556	68,837
	CHINA,PEOPLE'S REP.(MAINLAND).....	48,450	54,887
	INDONESIA.....	10,000	11,413
	REPUBLIC OF KOREA.....	12,700	22,817
4011911000	NEW TIRE, HERRING-BONE, FOR TRACTOR IN 8701.90.10 NO	471	114,197
	THAILAND.....	261	84,130
	TURKEY.....	210	30,067
4011915000	NEW TIRE, HERRING-BONE, EXC TRACTOR IN 8701.90.10 NO	1,399	94,354
	CANADA.....	6	724
	CHINA,PEOPLE'S REP.(MAINLAND).....	878	68,843
	THAILAND.....	515	24,787
4011991000	NEW TIRE, EXC HERRING-BONE TRACTOR IN 8701.90.10 NO	843	26,521
	CHINA (TAIWAN).....	750	2,597
	CZECH REPUBLIC.....	93	23,924
4011998000	NEW PNEUMATIC TIRE, EXC HERRING-BONE, NESOI NO	7,196	173,509
	BRAZIL.....	40	1,680
	CHINA (TAIWAN).....	3,470	19,731
	CHINA,PEOPLE'S REP.(MAINLAND).....	114	11,821
	INDIA.....	348	32,464
	JAPAN.....	379	73,642
	MEXICO.....	528	11,170
	NETHERLANDS.....	420	8,432
	REPUBLIC OF KOREA.....	1,805	13,733
	THAILAND.....	92	836
4012102000	RETREAD TIRE, RUB, FOR TRACTOR SUBHDG 8709.90.10 NO	64	29,435
	CHINA,PEOPLE'S REP.(MAINLAND).....	64	29,435
4012104005	RETREAD TIRE, RADIAL OF RUB, USE PASSENGER CARS NO	18,348	531,499
	BELGIUM.....	2,643	17,180
	CANADA.....	7,066	104,295
	CHINA,PEOPLE'S REP.(MAINLAND).....	1,600	24,700
	INDIA.....	260	39,051
	JAPAN.....	2,512	321,896
	SPAIN.....	4,267	24,377
4012104015	RETREAD TIRE RADIAL, FOR LT TRUCKS, ON-THE-HIGHWAY NO	264	16,831
	REPUBLIC OF KOREA.....	264	16,831
4012104025	RETREAD TIRE RADIAL FOR TRUCK & BUS, EXC LT TRUCKS NO	5	355
	CHINA,PEOPLE'S REP.(MAINLAND).....	5	355
4012108009	RETREAD TIRE, RUB, USE PASSENGER CARS, NESOI NO	2,415	34,587
	UNITED KINGDOM OF GT BRITAIN.....	2,415	34,587
4012108050	RETREAD TIRE, EXC RADIAL, BUS, EXC ON HWY, NESOI NO	25,589	2,704,545
	BRAZIL.....	240	52,663
	CHINA (TAIWAN).....	3,776	164,005
	CHINA,PEOPLE'S REP.(MAINLAND).....	5,101	492,829
	GERMANY.....	254	53,120
	INDIA.....	709	61,563
	ISRAEL.....	401	85,646
	JAPAN.....	13,776	1,709,316
	SRI LANKA.....	1,332	85,403
4012206000	USED PNEU TIRE,EX FOR TRAC 8701.90.10,TRANS PASS/G NO	289,436	1,214,342
	BELGIUM.....	21,172	98,676

TABLE 2 - IMPORTS INTO PUERTO RICO FROM FOREIGN COUNTRIES  
BY COMMODITY AND COUNTRY OF ORIGIN-FISCAL YEAR 2000

COMM-CODE	COMMODITY, COUNTRY AND UNIT OF QUANTITY	QUANTITY	VALUE-\$
	GERMANY.....	156,425	676,599
	JAPAN.....	3,132	68,331
	NETHERLANDS.....	99,272	321,163
	SPAIN.....	7,886	42,237
	SWITZERLAND.....	1,549	7,336
4012208000	USED PNEUMATIC TIRE, EXC TRACTOR 8701.90.10, NESOI NO	168,227	898,494
	BELGIUM.....	28,198	100,382
	CANADA.....	10,447	75,335
	GERMANY.....	104,559	452,579
	ISRAEL.....	1,246	18,721
	SPAIN.....	15,779	211,284
	SWITZERLAND.....	7,998	40,193
4012901000	SOLID OR CUSHION TIRES, OF RUBBER NO	7,180	8,242
	CHINA (TAIWAN).....	100	296
	CHINA,PEOPLE'S REP.(MAINLAND).....	7,070	7,169
	PANAMA.....	10	777
4012907000	OTHER BICYCLE RIM STRIPS EXCEPT OF NATURAL RUBBER KG	9,668	11,248
	CHINA (TAIWAN).....	9,668	11,248
4012909000	INTERCHANGEABLE TIRE TREAD & TIRE FLAP, RUB, NESOI KG	12,071	16,903
	CHINA,PEOPLE'S REP.(MAINLAND).....	8,237	10,944
	MALAYSIA.....	485	576
	MEXICO.....	3,349	5,383
4013100010	INNER TUBES, OF RUBBER, USED ON MOTOR CARS NO	5,901	58,069
	ISRAEL.....	84	18,605
	MEXICO.....	900	3,055
	REPUBLIC OF KOREA.....	3,931	34,100
	SPAIN.....	986	2,309
4013100020	INNERTUBES, OF RUBBER, USED ON TRUCKS AND BUSES NO	22,364	158,676
	CHINA,PEOPLE'S REP.(MAINLAND).....	3,823	21,044
	INDIA.....	700	9,325
	JAPAN.....	4,854	50,382
	MEXICO.....	4,040	30,473
	REPUBLIC OF KOREA.....	8,947	47,452
4013200000	INNER TUBES, OF RUBBER, OF A KIND USED ON BICYCLES NO	316,099	193,731
	CHINA (TAIWAN).....	93,499	81,081
	CHINA,PEOPLE'S REP.(MAINLAND).....	167,600	83,177
	INDONESIA.....	52,000	27,240
	REPUBLIC OF KOREA.....	3,000	2,233
4013901000	INNER TUBE, RUBBER, FOR TIRES IN SUBHDG 4011.91.10 NO	1,500	1,668
	CHINA (TAIWAN).....	1,500	1,668
4013905010	MOTORCYCLE (INCLUDING MOPED), INNER TUBES OF RUBBER NO	4,560	6,884
	CHINA (TAIWAN).....	4,160	6,152
	REPUBLIC OF KOREA.....	400	732
4013905050	INNER TUBE, RUB, EXC USE MOTORCYCLE & MOPED, NESOI NO	22,533	32,710
	CHINA (TAIWAN).....	11,100	14,616
	CHINA,PEOPLE'S REP.(MAINLAND).....	4,000	3,400
	FRANCE.....	1,893	8,081
	MALAYSIA.....	2,700	2,739
	MEXICO.....	2,840	3,874
4014901000	NURSING NIPPLES, OF VULCANIZE RUB, EXC HARD RUB GRS	380	12,975
	THAILAND.....	380	12,975
4014905000	HYGENIC ARTICLE, EXC NURSING NIPPLES, NESOI X		507
	THAILAND.....		507
4015110000	SURGICAL & MED GLOVE, VULCANIZE RUBBER, NESOI DPR	1,744,886	690,620
	INDONESIA.....	250,000	72,600
	MALAYSIA.....	1,405,303	577,170
	SRI LANKA.....	89,583	40,850
4015191010	SEAMLESS, DISPOSABLE GLOVE, VULCANIZED RUBBER DPR	92,677	27,685
	MALAYSIA.....	92,500	25,751
	SPAIN.....	177	1,934
4015191050	GLOVES SEAMLESS EXCEPT DISPOSABLE DPR	10,475	37,560
	CHINA (TAIWAN).....	375	5,252
	CHINA,PEOPLE'S REP.(MAINLAND).....	10,100	32,308
4015195000	GLOVES OF APPAREL AND CLOTHING ACCESSORIES DPR	3,210	16,488
	CHINA (TAIWAN).....	1,500	10,800
	CHINA,PEOPLE'S REP.(MAINLAND).....	1,710	5,688
4015900050	ARTICLE OF APPAREL, EXC APRON, VULCANIZE RUB, NESO DOZ	1,230	9,612
	CHINA (TAIWAN).....	30	612
	HONG KONG.....	1,200	9,000

TABLE 2 - IMPORTS INTO PUERTO RICO FROM FOREIGN COUNTRIES  
BY COMMODITY AND COUNTRY OF ORIGIN-FISCAL YEAR 2000

COMM-CODE	COMMODITY, COUNTRY AND UNIT OF QUANTITY	QUANTITY	VALUE-\$
4016100000	OTHER ARTICLE OF VULCANIZED RUB, OF CELLULAR RUB X		11,377
	DOMINICAN REPUBLIC.....		1,100
	MALAYSIA.....		10,277
4016910000	FLOOR COVERING & MAT, VULCANIZE RUB, EXC HARD RUB X		123,164
	CHINA (TAIWAN).....		1,485
	CHINA, PEOPLE'S REP. (MAINLAND).....		17,880
	COLOMBIA.....		352
	DOMINICAN REPUBLIC.....		750
	GERMANY.....		27,230
	REPUBLIC OF KOREA.....		1,079
	VENEZUELA.....		74,388
4016920000	ERASERS, OF VULCANIZED RUBBER, EXC HARD RUBBER X		59,517
	BRAZIL.....		7,442
	CHINA (TAIWAN).....		7,183
	CHINA, PEOPLE'S REP. (MAINLAND).....		360
	EL SALVADOR.....		40,699
	GERMANY.....		324
	MALAYSIA.....		1,699
	PANAMA.....		1,810
4016931010	O-RINGS OF A KIND USED IN AUTO GOODS OF CHAPT 87 KG	133	4,197
	GERMANY.....	20	335
	JAPAN.....	80	2,071
	REPUBLIC OF KOREA.....	33	1,791
4016931020	OIL SEALS, FOR AUTO GOODS CHAPT 87 NO	394,188	281,389
	CHINA (TAIWAN).....	250,385	110,811
	INDIA.....	11,210	9,045
	JAPAN.....	18,707	29,325
	PERU.....	22,955	16,425
	REPUBLIC OF KOREA.....	90,931	115,783
4016931050	GASKETS/WASHER/SEALS, FOR AUTO GOODS CHAPT 87, NESOI KG	47,365	695,835
	BRAZIL.....	1,635	11,837
	CHINA (TAIWAN).....	33,251	399,312
	FRANCE.....	233	898
	GERMANY.....	77	3,475
	ITALY.....	375	1,615
	JAPAN.....	4,766	186,067
	PERU.....	1,649	17,659
	REPUBLIC OF KOREA.....	5,319	73,561
	UNITED KINGDOM OF GT BRITAIN.....	60	1,411
4016935010	O-RINGS EXCEPT USED IN AUTO GOODS OF CHAPT 87 KG	12,382	99,057
	AUSTRIA.....	2	291
	BELGIUM.....	29	1,000
	CHINA (TAIWAN).....	688	13,909
	DENMARK.....	32	5,590
	GERMANY.....	9	2,725
	IRELAND.....	4	1,060
	JAPAN.....	1,657	38,266
	SWEDEN.....	19	1,419
	SWITZERLAND.....	9,942	34,797
4016935020	OIL SEALS, EX FOR AUTO GOODS, CHAP 87 NO	195,678	577,597
	BRAZIL.....	804	1,156
	CHINA (TAIWAN).....	31,036	6,187
	DENMARK.....	41	11,725
	JAPAN.....	163,021	551,041
	REPUBLIC OF KOREA.....	566	752
	SWEDEN.....	33	1,310
	UNITED KINGDOM OF GT BRITAIN.....	177	5,426
4016935050	GASKETS/WASHER/SEAL, EX FOR AUTO GOODS, CHAP 87, NESO KG	6,821	85,657
	BRAZIL.....	1,145	8,620
	CANADA.....	15	2,995
	CHINA (TAIWAN).....	1,303	15,270
	DOMINICAN REPUBLIC.....	23	8,656
	FINLAND.....	12	1,319
	FRANCE.....	3,097	25,492
	GERMANY.....	52	4,023
	ITALY.....	469	4,076
	JAPAN.....	297	5,382
	MEXICO.....	210	5,049
	NETHERLANDS.....	3	988

TABLE 2 - IMPORTS INTO PUERTO RICO FROM FOREIGN COUNTRIES  
BY COMMODITY AND COUNTRY OF ORIGIN-FISCAL YEAR 2000

COMM-CODE	COMMODITY, COUNTRY AND UNIT OF QUANTITY	QUANTITY	VALUE-\$
	SPAIN.....	125	1,536
	SWEDEN.....	53	882
	SWITZERLAND.....	2	829
	UNITED KINGDOM OF GT BRITAIN.....	15	540
4016940000	BOAT/DOCK FENDER, INFLATABLE/NT, OF VULCANIZED RUB X		13,259
	JAPAN.....		13,259
4016950000	INFLATABLE ARTICLES, EXC BOAT/DOCK FENDER, NESOI X		10,405
	MEXICO.....		5,926
	SPAIN.....		3,329
	UNITED KINGDOM OF GT BRITAIN.....		1,150
4016990500	HOUSEHOLD ARTICLES, OF VULCANIZED RUBBER, NESOI X		20,350
	CHINA (TAIWAN).....		10,850
	CHINA,PEOPLE'S REP.(MAINLAND).....		3,007
	COLOMBIA.....		6,493
4016991000	HANDLES & KNOBS, OF VULCANIZED RUB, EXC HARD RUB KG	2,209	28,000
	CHINA (TAIWAN).....	2,209	28,000
4016991500	CAPS, LIDS & OTHER CLOSURES, OF VULCANIZED RUBBER X		1,862,259
	CHINA (TAIWAN).....		2,253
	FRANCE.....		665,488
	GERMANY.....		6,804
	ITALY.....		400,122
	JAPAN.....		787,592
4016993500	ARTICLES OF VULCANIZD RUB, OF NATURAL RUBBER,NESOI X		10,800
	THAILAND.....		10,800
4016995500	VIBRATN CONTL GDS FOR VEH OF 8701-8705 EX NAT RUBB X		26,503
	CHINA (TAIWAN).....		13,947
	GERMANY.....		841
	JAPAN.....		3,522
	REPUBLIC OF KOREA.....		7,802
	UNITED KINGDOM OF GT BRITAIN.....		391
4016996010	MECHANIC ARTICLE FOR MOTOR VEHICLE, VULCANIZED RUB X		112,998
	CHINA (TAIWAN).....		65,700
	GERMANY.....		3,162
	JAPAN.....		41,439
	REPUBLIC OF KOREA.....		315
	THAILAND.....		1,112
	UNITED KINGDOM OF GT BRITAIN.....		1,270
4016996050	OTHER ARTICLE VULCANIZED RUB, EXC HARD RUB, NESOI X		483,019
	BRAZIL.....		11,631
	CANADA.....		1,921
	CHINA (TAIWAN).....		32,986
	CHINA,PEOPLE'S REP.(MAINLAND).....		34,730
	COLOMBIA.....		1,291
	FRANCE.....		28,499
	GERMANY.....		1,056
	GUATEMALA.....		7,415
	HONG KONG.....		7,875
	INDIA.....		1,239
	ITALY.....		13,271
	JAPAN.....		306,385
	MEXICO.....		4,096
	REPUBLIC OF KOREA.....		3,035
	SPAIN.....		12,648
	THAILAND.....		11,250
	UNITED KINGDOM OF GT BRITAIN.....		3,691
4017000000	HARD RUB IN ALL FORMS; ARTICLES OF HARD RUBBER X		59,901
	CANADA.....		43,275
	CHINA (TAIWAN).....		2,390
	CHINA,PEOPLE'S REP.(MAINLAND).....		14,236
	RAW HIDES AND SKINS, LEATHER, FURSKINS AND ARTICLES THEREOF; SADDLERY AND HARNESS; TRAVEL GOODS, HANDBAGS AND SIMILAR CONTAINERS; ARTICLES OF ANIMAL GUT(OTHER THAN SILKWORM GUT)..... TOTAL		36,821,645
	RAW HIDES AND SKINS(OTHER THAN FURSKINS) AND LEATHER..... TOTAL		17,771,280

TABLE 2 - IMPORTS INTO PUERTO RICO FROM FOREIGN COUNTRIES  
BY COMMODITY AND COUNTRY OF ORIGIN-FISCAL YEAR 2000

COMM-CODE	COMMODITY, COUNTRY AND UNIT OF QUANTITY	QUANTITY	VALUE-\$
4101100000	BOV HIDES WHOLE NOV 8KG DRD/10KG DRY-SALT/14 KG FR	PCS	6
	SPAIN.....		6
4104104000	BOVINE LINING LEATHER WHOLE NO HAIR NOT OVER 28SFT	M2	11,575
	CHINA (TAIWAN).....		11,575
4104210000	BOVINE LEATHER WITHOUT HAIR ON VEGETABLE PRETANNED	M2	17,735
	ARGENTINA.....		4,334
	DOMINICAN REPUBLIC.....		13,401
4104220000	BOVINE LEATHER WITHOUT HAIR ON OTHERWISE PRETANNED	M2	862
	DOMINICAN REPUBLIC.....		862
4104315020	BOV UPPR LEA FULL GRAIN NT SPLIT NT FANCY PREPARED	M2	1,847
	CANADA.....		933
	DOMINICAN REPUBLIC.....		914
4104316090	BOV/EQUINE LEA NESOI NT FANCY FULL GRAIN/GRN SPLIT	KG	2,785
	ITALY.....		1,729
	MEXICO.....		1,056
4104318000	BOV/EQUINE LEA NESOI FANCY FULL GRAIN/GRAIN SPLIT	M2	394,029
	BELGIUM.....		2,296
	COSTA RICA.....		131
	DOMINICAN REPUBLIC.....		122
	FRANCE.....		67,457
	INDIA.....		415
	ITALY.....		24,449
	NETHERLANDS.....		17,318
	NORWAY.....		173,326
	SLOVENIA.....		180
	SPAIN.....		102,600
	UNITED KINGDOM OF GT BRITAIN.....		5,735
4104392000	BUFFALO LEATHER, NESOI, PARCHMENT DRESSED	M2	13,692
	INDIA.....		13,692
4104394000	BOVINE, EQUINE UPHOLSTERY LEA NESOI PARCHMNT-DRESS	M2	2,638
	COSTA RICA.....		2,500
	MEXICO.....		138
4104398000	BOVINE NESOI AND EQUINE LEATHER FANCY PARCHMT-DRSS	M2	38,315
	BELGIUM.....		458
	FRANCE.....		1,722
	INDIA.....		1,025
	MEXICO.....		420
	NETHERLANDS.....		1,609
	SPAIN.....		33,081
4107906000	LEATHER OF ANIMALS NESOI, WITHOUT HAIR ON, FANCY	M2	52,713
	FINLAND.....		52,713
4111000000	COMPOSITION LEA, LEA FIBER IN SLABS, SHEETS, STRIP	KG	22,293
	DOMINICAN REPUBLIC.....		2,435
	MEXICO.....		9,463
	SPAIN.....		10,395
	ARTICLES OF LEATHER; SADDLERY AND HARNESS; TRAVEL GOODS, HANDBAGS AND SIMILAR CONTAINERS; ARTICLES OF ANIMAL GUT (OTHER THAN SILKWORM GUT).....	TOTAL	19,049,635
4201003000	DOG LEASHES,COLLARS,MUZZLES,HARNESSES ETC FOR DOGS	X	110,234
	CHINA (TAIWAN).....		100,944
	CHINA,PEOPLE'S REP.(MAINLAND).....		6,536
	MEXICO.....		2,754
4201006000	SADDLERY & HARNESSES ETC FOR ANY ANIMAL, NESOI	X	528,459
	CHINA (TAIWAN).....		53,367
	COLOMBIA.....		384,803
	COSTA RICA.....		10,038
	INDIA.....		74,392
	MEXICO.....		5,859
4202110030	ATTACHE CASES,BRIEF CASES,ETC, SURFACE OF LEATHER	NO	4,903
	ARGENTINA.....		46
	CHILE.....		168
	COLOMBIA.....		4,387
	COSTA RICA.....		9
	DOMINICAN REPUBLIC.....		134

TABLE 2 - IMPORTS INTO PUERTO RICO FROM FOREIGN COUNTRIES  
BY COMMODITY AND COUNTRY OF ORIGIN-FISCAL YEAR 2000

COMM-CODE	COMMODITY, COUNTRY AND UNIT OF QUANTITY	QUANTITY	VALUE-\$
	FRANCE.....	56	10,707
	ITALY.....	13	595
	MEXICO.....	36	614
	SPAIN.....	54	7,743
4202110090	TRUNKS,SUITCASES,ETC, SURFACE OF LEATHER,NESOI NO	209	6,343
	ARGENTINA.....	185	480
	CHILE.....	8	260
	FRANCE.....	6	2,228
	ITALY.....	10	3,375
4202122010	ATTACHE CASES, BRIEF CASES, & SIMLR CONTNS OF PLTS NO	554	2,986
	FRANCE.....	1	831
	MEXICO.....	1	979
	PANAMA.....	552	1,176
4202122020	TRUNKS, SUITCASES, VANITY CSES & SMLR CTNS,PLASTIC NO	17,828	69,357
	CHINA,PEOPLE'S REP.(MAINLAND).....	17,757	66,235
	COLOMBIA.....	70	2,450
	FRANCE.....	1	672
4202122025	SCHOOL SATCHELS,SURFACE OF PLTS RIGID ON ALL SIDES NO	38,484	49,431
	CHINA,PEOPLE'S REP.(MAINLAND).....	28,932	46,374
	INDIA.....	9,552	3,057
4202122035	ATTACHE CASES,BRIEF CASES,ETC, OF PLASTICS, NESOI NO	1,533	12,746
	BOLIVIA.....	140	280
	CHINA,PEOPLE'S REP.(MAINLAND).....	1,200	2,160
	COLOMBIA.....	162	3,271
	FRANCE.....	31	7,035
4202122050	TRUNKS, SUITCASES, VANITY CS SURFACE OF PLST,NESOI NO	8,879	87,144
	CHINA,PEOPLE'S REP.(MAINLAND).....	8,790	44,904
	FRANCE.....	89	42,240
4202122085	SCHOOL SATCHELS,& SIML CNTRS SURFACE OF PLST,NESOI NO	86,825	210,775
	BRAZIL.....	2,844	7,678
	CHINA,PEOPLE'S REP.(MAINLAND).....	80,882	198,764
	COLOMBIA.....	56	869
	GERMANY.....	8	351
	HONG KONG.....	3,000	1,074
	VIETNAM.....	35	2,039
4202126000	TRUNKS,SUITCASES,ETC, VEG FIBER,NOT PILE,NESOI NO	20,434	162,622
	CHINA,PEOPLE'S REP.(MAINLAND).....	11,198	71,260
	MALAYSIA.....	4,305	40,450
	PHILIPPINES.....	1,921	19,852
	THAILAND.....	1,670	12,081
	VIETNAM.....	1,340	18,979
4202128020	ATTACHE CASES,BRIEF CASES,ETC, OF COTTON NO	1,115	5,434
	GUATEMALA.....	1,115	5,434
4202128030	ATTACHE CASES,BRIEF CASES,ETC,OF MAN-MADE FIBERS NO	8,631	39,719
	CHINA,PEOPLE'S REP.(MAINLAND).....	8,400	35,334
	COLOMBIA.....	200	3,200
	ITALY.....	7	391
	MEXICO.....	24	794
4202128060	TRUNKS,SUITCASES,VANITY CASES,ETC,OF COTTON NO	400	1,988
	GUATEMALA.....	400	1,988
4202128070	TRUNKS,SUITCASES,VANITY CASE,ETC,OF MAN-MADE FIBER NO	3,058	21,401
	CHINA,PEOPLE'S REP.(MAINLAND).....	700	3,745
	REP. OF SOUTH AFRICA.....	2,358	17,656
4202128080	TRUNKS,SUITCASE,VANITY CASE,ETC,SURF TEXTILE,NESOI NO	1,577	37,305
	FRANCE.....	1	269
	THAILAND.....	1,576	37,036
4202190000	TRUNKS,SUITCASES,VANITY CASES ETC,NESOI NO	1,680	10,731
	CHINA,PEOPLE'S REP.(MAINLAND).....	1,680	10,731
4202216000	HANDBAGS, OUTER SURFACE LEATHER,VAL NOT OVER \$20 E NO	45,259	430,117
	ARGENTINA.....	83	800
	BOLIVIA.....	286	553
	BRAZIL.....	73	494
	CHINA,PEOPLE'S REP.(MAINLAND).....	5,400	24,240
	COLOMBIA.....	26,946	219,303
	DOMINICAN REPUBLIC.....	153	1,140
	HAITI.....	60	336
	INDONESIA.....	1,363	9,595
	ITALY.....	827	14,949
	MEXICO.....	701	5,249

TABLE 2 - IMPORTS INTO PUERTO RICO FROM FOREIGN COUNTRIES  
BY COMMODITY AND COUNTRY OF ORIGIN-FISCAL YEAR 2000

COMM-CODE	COMMODITY, COUNTRY AND UNIT OF QUANTITY	QUANTITY	VALUE-\$
4202219000	SPAIN.....	9,367	153,458
	HANDBAGS, OUTER SURFACE OF LEATHER, VAL OVER \$20 EA NO	7,452	375,384
	ARGENTINA.....	39	1,366
	CHILE.....	160	7,608
	COLOMBIA.....	1,884	50,969
	DOMINICAN REPUBLIC.....	42	1,584
	FRANCE.....	535	130,652
	INDIA.....	52	2,542
	INDONESIA.....	44	1,015
	ITALY.....	1,530	52,789
	SPAIN.....	3,165	126,419
	SWITZERLAND.....	1	440
	HANDBAGS, WITH OUTER SURFACE OF PLASTIC SHEETING NO	255,555	547,091
4202221500	BRAZIL.....	248	2,716
	CHINA, PEOPLE'S REP. (MAINLAND).....	191,518	454,087
	DOMINICAN REPUBLIC.....	37,000	12,580
	FRANCE.....	8	1,141
	INDONESIA.....	8	358
	ITALY.....	516	6,698
	PANAMA.....	18,313	14,783
	SPAIN.....	7,854	54,409
	UNITED KINGDOM OF GT BRITAIN.....	90	319
	HANDBAGS, OTR SURF TEXT, WHOLLY/PART BRAID, COTTON NO	2,618	18,535
4202224020	FRANCE.....	35	6,944
	INDIA.....	200	475
	INDONESIA.....	526	6,177
	MEXICO.....	183	1,170
	NICARAGUA.....	803	1,600
	PERU.....	800	560
	SPAIN.....	71	1,609
	HANDBAGS, OTR SURF TEX, WHO/PT BRAID, MAN-MADE FIBR NO	4,626	18,771
	CHINA, PEOPLE'S REP. (MAINLAND).....	4,580	18,033
4202224030	ITALY.....	24	435
	SPAIN.....	22	303
	HANDBAGS, OTR SURF TEX, WHOLLY/PART BRAID, NESOI NO	32	591
4202224040	SPAIN.....	32	591
	HANDBAGS, OTR SURF TEX, NOT BRAID, NOT TUFT/PL, COTTON NO	9,337	24,898
4202224500	CHINA, PEOPLE'S REP. (MAINLAND).....	5,400	17,040
	FRANCE.....	5	1,247
	INDIA.....	2,050	3,188
	INDONESIA.....	1,831	2,661
	ITALY.....	51	762
	HANDBAG, OTR SUR TEX, EX BRAID, EX TUF/PL, VEG FBR, NES NO	19,412	34,691
	CHINA, PEOPLE'S REP. (MAINLAND).....	17,400	31,031
4202226000	NICARAGUA.....	1,857	2,709
	SPAIN.....	155	951
	HANDBAGS WITH OUTER SURFACE OF COTTON, NESOI NO	11,401	50,623
	DOMINICAN REPUBLIC.....	788	3,222
	FRANCE.....	13	700
	GUATEMALA.....	836	836
	INDIA.....	3,946	10,020
	INDONESIA.....	2,815	8,261
	MEXICO.....	870	2,692
	NEPAL.....	330	330
4202228030	SPAIN.....	1,803	24,562
	HANDBAGS, OTR SURF TEX, EX BRAID, PIL/TUFT, M-M FIBER NO	80,269	279,135
	CHINA, PEOPLE'S REP. (MAINLAND).....	22,000	53,880
	ECUADOR.....	14,811	2,804
	EL SALVADOR.....	2,000	11,675
	FRANCE.....	18	1,339
	INDIA.....	4,375	8,964
	INDONESIA.....	1,739	6,254
	ITALY.....	322	8,444
	SPAIN.....	31,830	179,915
	SRI LANKA.....	3,024	5,594
	THAILAND.....	150	266
	HANDBAGS, OTR SUR TEX, EX BRAD, PIL/TUF, OF PAPER YARN NO	5,904	13,501
4202228070	CHINA, PEOPLE'S REP. (MAINLAND).....	5,904	13,501
	HANDBAGS, OTR SURF TEX, EX BRAID, PIL/TUFT, NESOI NO	3,637	9,092



TABLE 2 - IMPORTS INTO PUERTO RICO FROM FOREIGN COUNTRIES  
BY COMMODITY AND COUNTRY OF ORIGIN-FISCAL YEAR 2000

COMM-CODE	COMMODITY, COUNTRY AND UNIT OF QUANTITY	QUANTITY	VALUE-\$
	CHINA,PEOPLE'S REP.(MAINLAND).....	3,600	7,740
	FRANCE.....	13	1,067
	SPAIN.....	24	285
4202291000	HANDBAGS,WHOLLY/MAINLY COVRD WTH PAPER, OF PLASTIC NO	8,723	9,067
	CHINA,PEOPLE'S REP.(MAINLAND).....	6,523	7,209
	CZECH REPUBLIC.....	2,200	1,858
4202292000	HANDBAGS,WHOLLY OR MAINLY COVD WITH PAPER, OF WOOD NO	348	594
	NICARAGUA.....	348	594
4202295000	HANDBAGS,WHOLLY OR MAINLY COVERED WITH PAPER,NESOI NO	854	994
	INDONESIA.....	854	994
4202299000	HANDBAGS,NESOI NO	28,421	34,225
	CHINA,PEOPLE'S REP.(MAINLAND).....	7,200	14,712
	ECUADOR.....	18,940	7,045
	FRANCE.....	7	2,253
	INDIA.....	7	750
	INDONESIA.....	1,653	3,385
	ITALY.....	29	2,343
	NICARAGUA.....	350	525
	SPAIN.....	235	3,212
4202316000	ARTICLES FOR POCKET OR HANDBAG,LEATHER,NOT REPTILE NO	55,014	278,757
	CHILE.....	56	1,064
	COLOMBIA.....	28,903	152,046
	DOMINICAN REPUBLIC.....	463	3,860
	FRANCE.....	920	60,746
	GUATEMALA.....	348	363
	INDIA.....	2,503	7,509
	ITALY.....	54	3,835
	MEXICO.....	6,802	16,328
	PANAMA.....	59	2,096
	PHILIPPINES.....	12,000	8,400
	REPUBLIC OF KOREA.....	200	1,200
	SPAIN.....	2,706	21,310
4202321000	ART FOR POCKET OR HANDBAG,REINFORC OR LAM PLASTIC NO	57,875	95,813
	CHINA,PEOPLE'S REP.(MAINLAND).....	56,532	88,842
	FRANCE.....	10	898
	INDIA.....	1,278	5,072
	SWITZERLAND.....	55	1,001
4202322000	ART FOR POCKET OR HANDBG,OF PLASTIC SHEETING,NESOI NO	192,185	191,572
	BOLIVIA.....	911	472
	CHINA (TAIWAN).....	480	694
	CHINA,PEOPLE'S REP.(MAINLAND).....	184,003	177,931
	COLOMBIA.....	71	949
	FRANCE.....	2,200	7,722
	ITALY.....	70	291
	REPUBLIC OF KOREA.....	3,700	2,405
	SPAIN.....	750	1,108
4202324000	ART FOR POCKET/HANDBAG,NOT PILE OR TUFTD,OF COTTON NO	2,875	10,763
	CHINA (TAIWAN).....	250	4,950
	CHINA,PEOPLE'S REP.(MAINLAND).....	2,400	5,472
	GUATEMALA.....	225	341
4202328000	ART FOR POCKET/HANDBG,VEG FIBR,NOT PILE/TUFT,NESOI NO	32,124	49,512
	CHINA,PEOPLE'S REP.(MAINLAND).....	32,124	49,512
4202329530	ART FOR POCKET OR HANDBAG,OF COTTON NO	2,428	5,694
	CHINA,PEOPLE'S REP.(MAINLAND).....	2,400	3,148
	FRANCE.....	28	2,546
4202329550	ART FOR POCKET OR HANDBAG,OF MAN-MADE FIBERS NO	33,206	52,165
	CHINA,PEOPLE'S REP.(MAINLAND).....	23,034	42,738
	COLOMBIA.....	9,936	7,445
	DOMINICAN REPUBLIC.....	216	432
	FRANCE.....	10	725
	ITALY.....	10	825
4202329560	ART FOR POCKET OR HANDBAG,OUTER SURFACE TEXT,NESOI NO	1,228	3,305
	CHINA,PEOPLE'S REP.(MAINLAND).....	1,200	1,435
	FRANCE.....	28	1,870
4202391000	ARTICL FOR POCKT OR HANDBG,COVD W PAPER,OF PLASTIC NO	10,000	3,850
	CHINA,PEOPLE'S REP.(MAINLAND).....	10,000	3,850
4202399000	ARTICLES FOR POCKET OR HANDBAG,NESOI NO	6,126	15,378
	CHINA,PEOPLE'S REP.(MAINLAND).....	4,800	8,110
	COLOMBIA.....	390	4,184

TABLE 2 - IMPORTS INTO PUERTO RICO FROM FOREIGN COUNTRIES  
BY COMMODITY AND COUNTRY OF ORIGIN-FISCAL YEAR 2000

COMM-CODE	COMMODITY, COUNTRY AND UNIT OF QUANTITY	QUANTITY	VALUE-\$
	INDONESIA.....	852	1,438
	SPAIN.....	84	1,646
4202910010	GOLF BAGS, OUTER SURFACE LEATHER NO	12	1,355
	COLOMBIA.....	11	660
	SPAIN.....	1	695
4202910030	TRAVEL, SPORTS AND SIMILAR BAGS, OUTER SURF LEATHER NO	8,286	248,611
	CHILE.....	108	4,491
	COLOMBIA.....	7,429	116,386
	FRANCE.....	424	101,353
	ITALY.....	143	13,321
	SPAIN.....	182	13,060
4202910090	CONTAINERS, WITH OUTER SURFACE LEATHER, NESOI NO	5,904	30,119
	CHINA (TAIWAN).....	2,200	5,170
	COLOMBIA.....	1,251	16,627
	COSTA RICA.....	25	499
	DOMINICAN REPUBLIC.....	11	464
	FRANCE.....	39	3,547
	GERMANY.....	60	265
	MEXICO.....	218	1,252
	REPUBLIC OF KOREA.....	2,100	2,295
4202921500	TRAVEL, SPORTS & SIMILAR BAGS, OUTER SURF COTTON NO	27,166	87,639
	CHINA, PEOPLE'S REP. (MAINLAND).....	23,596	81,224
	INDIA.....	2,700	1,692
	MEXICO.....	738	4,121
	SPAIN.....	132	602
4202922000	TRAVEL, SPORTS & SIMILAR BAGS, OUTER SURF EXC COTTON NO	233,806	1,150,623
	CHINA, PEOPLE'S REP. (MAINLAND).....	221,236	1,002,227
	MALAYSIA.....	4,770	67,458
	MEXICO.....	1,600	17,600
	PHILIPPINES.....	1,900	31,989
	THAILAND.....	1,500	15,749
	VIETNAM.....	2,800	15,600
4202923016	TRAVEL, SPORTS BAGS, ETC. OF COTTON NO	12,635	14,917
	CHINA, PEOPLE'S REP. (MAINLAND).....	10,600	4,751
	GUATEMALA.....	54	360
	MEXICO.....	1,220	6,997
	PERU.....	643	1,253
	SPAIN.....	118	1,556
4202923020	BACKPACKS, OF MAN-MADE FIBER NO	207,227	1,033,167
	CHINA (TAIWAN).....	2,400	16,800
	CHINA, PEOPLE'S REP. (MAINLAND).....	109,727	461,725
	COLOMBIA.....	3,200	30,102
	DOMINICAN REPUBLIC.....	59,564	409,959
	EL SALVADOR.....	4,000	25,370
	FRANCE.....	300	294
	INDONESIA.....	19,560	51,712
	ITALY.....	3	428
	MEXICO.....	369	828
	PERU.....	1,264	2,583
	SRI LANKA.....	6,840	33,366
4202923031	TRAVEL, SPORTS BAGS, ETC, NOT BACKPACKS, MANMADE-FIBER NO	53,409	196,792
	CHINA (TAIWAN).....	5,000	3,500
	CHINA, PEOPLE'S REP. (MAINLAND).....	20,270	59,959
	COLOMBIA.....	2,918	74,300
	EL SALVADOR.....	2,700	7,992
	FRANCE.....	47	1,172
	INDONESIA.....	1,680	1,747
	ITALY.....	360	5,375
	MACAO.....	16,426	24,619
	MEXICO.....	183	367
	PHILIPPINES.....	730	10,994
	SPAIN.....	1,945	5,816
	THAILAND.....	150	602
	UNITED KINGDOM OF GT BRITAIN.....	1,000	349
4202923091	TRAVEL, SPORTS BAGS, ETC, OF TEXTILE MATERIALS, NESOI NO	19,632	28,294
	CHINA, PEOPLE'S REP. (MAINLAND).....	7,000	25,620
	ECUADOR.....	12,632	2,674
4202924500	TRAVEL, SPORTS BAGS, ETC, OF PLASTIC SHEETING, NESOI NO	290,495	1,009,827
	CHINA, PEOPLE'S REP. (MAINLAND).....	264,672	798,664

TABLE 2 - IMPORTS INTO PUERTO RICO FROM FOREIGN COUNTRIES  
BY COMMODITY AND COUNTRY OF ORIGIN-FISCAL YEAR 2000

COMM-CODE	COMMODITY, COUNTRY AND UNIT OF QUANTITY	QUANTITY	VALUE-\$
	FRANCE.....	1,057	156,962
	HONG KONG.....	14,270	26,019
	ITALY.....	8	1,272
	PANAMA.....	817	1,764
	SPAIN.....	7,259	11,184
	SRI LANKA.....	2,400	13,680
	UNITED KINGDOM OF GT BRITAIN.....	12	282
4202925000	MUSICAL INSTRUMENT CASES, OUTER SURF PLST/TEXT MATL NO	2,416	23,927
	CHINA (TAIWAN).....	190	2,060
	CHINA, PEOPLE'S REP. (MAINLAND).....	960	4,197
	INDONESIA.....	710	6,822
	MEXICO.....	276	4,995
	REPUBLIC OF KOREA.....	100	2,900
	THAILAND.....	180	2,953
4202926091	OTHER BAGS, OF COTTON NO	160	1,770
	SPAIN.....	160	1,770
4202929015	OTHER, JEWELRY BOXES, & SIMIL CONT, RETAIL, W CONTEN NO	3,624	3,522
	CHINA, PEOPLE'S REP. (MAINLAND).....	3,624	3,522
4202929026	OTHER BAGS, OUTER SURFACE OF MAN-MADE FIBERS NO	7,144	18,128
	CHINA (TAIWAN).....	1,440	2,520
	CHINA, PEOPLE'S REP. (MAINLAND).....	5,500	12,140
	PHILIPPINES.....	204	3,468
4202929036	OTHER BAGS, OUTER SURF TEXTILE MATERIALS, NESOI NO	2,400	3,564
	CHINA, PEOPLE'S REP. (MAINLAND).....	2,400	3,564
4202929050	CASES TO PROTECT/TRANSPORT CD'S ETC, OUT SURF PLAST NO	24,040	42,755
	CHINA, PEOPLE'S REP. (MAINLAND).....	1,600	8,195
	HONG KONG.....	21,000	31,129
	ISRAEL.....	1,000	500
	SPAIN.....	440	2,931
4202929060	OTH BAGS/CASES WITH OUTER SURFACE OF PLASTIC, NESOI NO	349,704	133,868
	CHINA, PEOPLE'S REP. (MAINLAND).....	321,280	120,563
	EL SALVADOR.....	9,020	451
	GERMANY.....	1,200	2,169
	HONG KONG.....	6,200	7,254
	NETHERLANDS.....	10,000	1,788
	THAILAND.....	2,004	1,643
4202991000	OTHER BAGS, COVERED WITH PAPER, OF PLASTIC NO	302,692	307,435
	CHINA, PEOPLE'S REP. (MAINLAND).....	93,536	84,597
	HONG KONG.....	195,300	184,298
	PANAMA.....	3,456	1,212
	THAILAND.....	10,400	37,328
4202992000	OTHER BAGS, COVD W PAPER, OF WOOD, NOT LINED W TEXTI NO	1,620	1,563
	FRANCE.....	2	295
	GERMANY.....	20	642
	PERU.....	1,598	626
4202995000	OTHER BAGS, WHOLLY OR MAINLY COVD WITH PAPER, NESOI NO	3,640	3,648
	CHINA, PEOPLE'S REP. (MAINLAND).....	3,640	3,648
4202999000	OTHER BAGS, NESOI NO	5,134	12,756
	CHINA, PEOPLE'S REP. (MAINLAND).....	834	1,668
	FRANCE.....	2,000	2,900
	INDONESIA.....	2,300	8,188
4203104085	OTH MEN'S AND BOY'S LEATHER APPAREL, NESOI NO	204	1,128
	DOMINICAN REPUBLIC.....	168	826
	MEXICO.....	36	302
4203104095	OTHER WMN'S, GRL'S AND INFNT'S LEATHER APPAREL NES NO	24	660
	COLOMBIA.....	24	660
4203218060	OTHER GLOVES, MITTENS & MITS, FOR SPORTS, NESOI X		14,687
	CHINA (TAIWAN).....		446
	VENEZUELA.....		14,241
4203290800	GLOVES, HORSEHIDE OR COWHIDE, ALL LEATHER, NESOI DPR	7,793	88,128
	CHINA, PEOPLE'S REP. (MAINLAND).....	4,421	55,333
	COLOMBIA.....	24	1,812
	HONG KONG.....	2,348	18,504
	MEXICO.....	1,000	12,479
4203291500	GLOVES, HORSEHIDE OR COWHIDE, NOT ALL LEATH, W FOURC DPR	4,530	25,983
	CHINA, PEOPLE'S REP. (MAINLAND).....	4,130	23,196
	HONG KONG.....	400	2,787
4203291800	GLOVES HORSEHIDE OR COWHIDE, NOT ALL LEATHER, NESOI DPR	20,365	153,097
	CHINA, PEOPLE'S REP. (MAINLAND).....	13,850	92,666

TABLE 2 - IMPORTS INTO PUERTO RICO FROM FOREIGN COUNTRIES  
BY COMMODITY AND COUNTRY OF ORIGIN-FISCAL YEAR 2000

COMM-CODE	COMMODITY, COUNTRY AND UNIT OF QUANTITY	QUANTITY	VALUE-\$
	GERMANY.....	200	1,498
	HONG KONG.....	6,282	58,477
	MEXICO.....	33	456
4203293010	GLOVES & MITTENS OF LEATHER,NESOI,MEN'S NOT LINED DPR	800	5,941
	CHINA,PEOPLE'S REP.(MAINLAND).....	800	5,941
4203293020	GLOVES & MITTENS OF LEATHER,NESOI,MEN'S LINED DPR	1,808	21,563
	CHINA,PEOPLE'S REP.(MAINLAND).....	1,808	21,563
4203294000	GLOVES & MITTENS,LEATH,NESOI,NOT MEN'S,NOT LINED DPR	267	4,500
	MEXICO.....	267	4,500
4203300000	BELTS & BANDOLIERS WITH OR WITHOUT BUCKLES X		684,663
	BRAZIL.....		2,722
	CHINA (TAIWAN).....		361,733
	CHINA,PEOPLE'S REP.(MAINLAND).....		86,239
	COLOMBIA.....		25,416
	FRANCE.....		10,983
	GUATEMALA.....		498
	INDIA.....		28,980
	ITALY.....		9,284
	MEXICO.....		6,354
	PANAMA.....		261
	SPAIN.....		152,193
4203406000	OTHER CLOTHING ACCESSORIES,NOT OF REPTILE LEATHER X		6,748
	CHILE.....		878
	COLOMBIA.....		473
	MEXICO.....		4,068
	NORWAY.....		1,329
4204003000	BELTING LEATHER,IN SHAPES SUITABLE TO MAKE BELTING KG	2,303	81,377
	ITALY.....	18	763
	SPAIN.....	2,285	80,614
4204006000	ARTICLES OF LEATHER,FOR MACHINERY,NESOI X		809
	CHINA,PEOPLE'S REP.(MAINLAND).....		809
4205004000	LEATHER STRAPS & STROPS X		14,960
	FRANCE.....		4,788
	ITALY.....		10,172
4205008000	ARTICLES OF LEATHER,NESOI X		275,978
	CHINA (TAIWAN).....		7,520
	CHINA,PEOPLE'S REP.(MAINLAND).....		5,405
	COLOMBIA.....		16,351
	COSTA RICA.....		3,679
	HAITI.....		2,361
	HONG KONG.....		4,935
	INDIA.....		6,645
	MEXICO.....		900
	SPAIN.....		227,454
	VENEZUELA.....		728
4206103000	ARTICLES OF CATGUT,FOR MFG OF STERILE SURGICAL SUT X		9,282,409
	AUSTRALIAN ISLANDS.....		77,770
	BRAZIL.....		5,762,253
	DOMINICAN REPUBLIC.....		3,442,386
	FURSKINS AND ARTIFICIAL FUR; MANUFACTURES THEREOF..... TOTAL		730
4303900000	ARTICLES OF FURSKINS, NESOI X		730
	COLOMBIA.....		319
	PERU.....		411
	WOOD AND ARTICLES OF WOOD;WOOD CHARCOAL; CORK AND ARTICLES OF CORK; MANUFACTURES OF STRAW, OF ESPARTO OR OF OTHER PLAITING MATERIALS;BASKETWARE AND WICKERWORK..... TOTAL		78,765,011
	WOOD AND ARTICLES OF WOOD; WOOD CHARCOAL..... TOTAL		77,838,882
4401304020	WOOD SHAVING, WHETHER OR NOT AGGLOMERATED KG	11,084	4,615
	CANADA.....	11,084	4,615
4401304090	SAWDUST NESOI AND OTHER WOOD WASTE AND SCRAP NESOI KG	146,602	49,601

TABLE 2 - IMPORTS INTO PUERTO RICO FROM FOREIGN COUNTRIES  
BY COMMODITY AND COUNTRY OF ORIGIN-FISCAL YEAR 2000

COMM-CODE	COMMODITY, COUNTRY AND UNIT OF QUANTITY	QUANTITY	VALUE-\$
	CANADA.....	93,554	41,264
	DOMINICAN REPUBLIC.....	53,048	8,337
4402000000	WOOD CHARCOAL, WHETHER OR NOT AGGLOMERATED T.....	20	2,160
	VENEZUELA.....	20	2,160
4403200063	LOGS/TIMBER IN THE ROUGH CONIFEROUS NESOI NOT TRTD M3.....	8	7,595
	BRAZIL.....	8	7,595
4404100090	HOOPWOOD/CHIPWOOD/WOOD STICKS RGHLY TRIM ETC CONIF X.....		24,037
	BRAZIL.....		17,436
	ITALY.....		6,601
4404200080	POLES, PILES AND POSTS, POINTED, NONCONIFEROUS X.....		7,108
	HONDURAS.....		7,108
4407100002	WOOD SAWN LGTH TRTD OV 6MM CONIF EX FINGER-JOINTED M3.....	2,156	758,467
	BRAZIL.....	155	29,338
	HONDURAS.....	1,937	702,622
	PERU.....	24	17,355
	VENEZUELA.....	40	9,152
4407100015	MIX OF SPRU/PINE/FIR WD SAW NT TRTD EX FINGER-JOIN M3.....	89,804	11,019,601
	CANADA.....	89,804	11,019,601
4407100016	MIX W.HEMLOCK & AMABILIS FIR NT TRT EX FINGER-JOIN M3.....	8,492	1,204,260
	CANADA.....	8,492	1,204,260
4407100019	SPRUCE NESOI WD SAW OV 6MM UNTR RGH EX FINGER-JOIN M3.....	20,308	3,330,314
	CANADA.....	20,308	3,330,314
4407100020	SPRUCE NESOI WD OV 6MM UNTRT NESOI EX FINGER-JOINT M3.....	120	21,518
	CANADA.....	120	21,518
4407100046	PITCH PINE ETC OV6MM NOT TRT RGH EX FINGER-JOINTED M3.....	1,658	244,297
	BRAZIL.....	1,658	244,297
4407100047	PITCH PINE ETC OV6MM NT TRT NESOI EX FINGER-JOINTD M3.....	2,879	565,551
	BRAZIL.....	2,879	565,551
4407100049	PONDEROSA PINE OV 6MM NOT TRT NESOI EX FINGER-JOINT M3.....	1,490	225,210
	CANADA.....	1,490	225,210
4407100052	PINE WOOD NESOI OV 6MM UNTRTD RGH EX FINGER-JOINTD M3.....	3,847	756,894
	CHILE.....	3,847	756,894
4407100053	PINE WOOD NESOI OV 6MM UNTRT NESOI EX FINGER-JOINTD M3.....	1,105	201,287
	BRAZIL.....	205	35,482
	CANADA.....	900	165,805
4407100064	HEMLOCK V 6MM THICK NT TRTD ROUGH EX FINGER-JOINTD M3.....	217	24,410
	CANADA.....	217	24,410
4407100065	HEMLOCK OV 6MM THICK, NT TRTD NESOI EX FINGER-JOIN M3.....	7,559	880,281
	CANADA.....	7,559	880,281
4407100075	YELLOW CEDAR OV6MM UNTREATD NESOI EX FINGER-JOINTD M3.....	46	25,326
	BRAZIL.....	46	25,326
4407100076	CEDAR ROUGH OV6MM UNTREATD ROUGH EX FINGER-JOINTED M3.....	57	59,658
	BRAZIL.....	57	59,658
4407100077	CEDAR NESOI OV6MM UNTREATD NESOI EX FINGER-JOINTED M3.....	108	75,077
	BRAZIL.....	28	18,431
	PERU.....	80	56,646
4407100092	CONIF WD NESOI SWN OV6MM UNTRT RGH EX FINGER-JOINTD M3.....	424	261,155
	BRAZIL.....	58	38,824
	SPAIN.....	366	222,331
4407100093	CONIFEROUS NESOI SWN OV6MM UNTRT RGH EX FINGER-JOINT M3.....	220	51,776
	CANADA.....	120	23,171
	HONDURAS.....	60	2,873
	REP. OF SOUTH AFRICA.....	40	25,732
4407240005	BALSA WOOD SAWN LENGTHWISE, OVER 6MM, ROUGH M3.....	34	34,202
	GUATEMALA.....	34	34,202
4407240025	MAHOGANY WOOD SAWN LENGTHWISE, OVER 6MM, ROUGH M3.....	726	651,780
	BRAZIL.....	606	559,049
	HONDURAS.....	86	67,942
	PERU.....	34	24,789
4407240030	MAHOGANY WOOD SAWN LENGTHWISE, OVER 6MM, NESOI M3.....	2,767	684,289
	BRAZIL.....	351	325,016
	CAMEROON.....	33	32,645
	HONDURAS.....	2,151	100,033
	NICARAGUA.....	13	24,948
	PERU.....	194	177,817
	SPAIN.....	25	23,830
4407240090	BABOEN & IMBUA WOOD SAWN LGTHWS OVER 6MM, ROUGH M3.....	42	21,637
	PERU.....	42	21,637
4407240095	BABOEN & IMBUA WOOD SAWN LGTHWS OVER 6MM, NESOI M3.....	406	255,946

TABLE 2 - IMPORTS INTO PUERTO RICO FROM FOREIGN COUNTRIES  
BY COMMODITY AND COUNTRY OF ORIGIN-FISCAL YEAR 2000

COMM-CODE	COMMODITY, COUNTRY AND UNIT OF QUANTITY	QUANTITY	VALUE-\$
	BRAZIL.....	372	236,361
	PERU.....	34	19,585
4407290090	TROPICAL WOOD, NESOI, ROUGH, OVER 6MM, SEE NOTE 1 M3	34	23,467
	PERU.....	34	23,467
4407290095	TROPICAL WOOD, NESOI, OVER 6MM, SEE NOTE 1 M3	475	315,797
	BRAZIL.....	242	154,696
	PERU.....	233	161,101
4407990047	POPLAR NESOI/ASPEN/COTTONWD SAWN ETC ROUGH NT TRTD M3	110	11,765
	CANADA.....	110	11,765
4407990048	POPLAR NESOI/ASPEN/COTTONWOOD SAWN ETC NESOI M3	72	7,717
	CANADA.....	72	7,717
4407990091	NONCONIFEROUS WOOD NESOI SAWN LNGTHWS OV 6MM ROUGH M3	11,342	1,413,631
	BRAZIL.....	46	27,669
	CANADA.....	11,296	1,385,962
4407990096	NONCONIFERS WOOD NESOI SAWN LENGTHWS OV 6 MM NESOI M3	784	502,424
	BRAZIL.....	470	260,541
	ECUADOR.....	68	39,558
	PERU.....	215	172,111
	SPAIN.....	31	30,214
4408900080	NONCONIF NESOI VEN/PLYWD SHT LNGTHWS NOV6MM N/BACK M2	5,111	86,835
	INDONESIA.....	5,111	86,835
4408900096	WALNUT VEN/PLYWD SHEET SAWN LNGTHWS NOV 6MM BACKED M2	154	3,112
	FRANCE.....	154	3,112
4408900098	NONCONIF NESOI VEN/PLYWD SHEET SAWN NOV 6MM BACKED M2	6,225	35,110
	SPAIN.....	6,225	35,110
4409101080	WOOD SIDING NESOI, CONIFEROUS EX WESTERN RED CEDAR M2	3,157	15,403
	BRAZIL.....	3,117	13,057
	COLOMBIA.....	40	2,346
4409102000	WOOD FLOORING, NOT ASSEMBLED, CONIFEROUS M2	4,023	81,856
	BRAZIL.....	1,940	58,653
	PORTUGAL.....	2,083	23,203
4409104000	PINE (PINUS SPP.) STANDARD WOOD MOLDING M	1,411,442	723,604
	BRAZIL.....	1,306,373	568,072
	HONDURAS.....	89,638	149,248
	VENEZUELA.....	15,431	6,284
4409104500	STANDARD WOOD MOLDINGS, NESOI, CONIFEROUS M	118,029	93,443
	BRAZIL.....	118,029	93,443
4409105000	WOOD MOLDINGS, NESOI, CONIFEROUS M	259,542	272,492
	BRAZIL.....	231,666	240,345
	COLOMBIA.....	880	4,280
	DOMINICAN REPUBLIC.....	26,996	27,867
4409202530	MAPLE (ACER SPP.) WOOD FLOORING M2	1,428	27,955
	CANADA.....	1,428	27,955
4409202560	WOOD FLOORING NESOI, NONCONIFEROUS M2	8,292	81,830
	CANADA.....	268	7,171
	GERMANY.....	1,433	22,440
	SPAIN.....	6,591	52,219
4409204000	STANDARD WOOD MOLDINGS, NONCONIFEROUS M	697,350	1,052,187
	BRAZIL.....	667,415	905,822
	CANADA.....	610	15,769
	HONDURAS.....	1,673	10,611
	SPAIN.....	27,652	119,985
4409205000	WOOD MOLDINGS, NESOI, NONCONIFEROUS M	610,446	707,637
	BRAZIL.....	519,757	435,601
	CHINA (TAIWAN).....	18,001	33,073
	DOMINICAN REPUBLIC.....	30,596	99,236
	SPAIN.....	42,092	139,727
4409209000	WOOD CONTINUOUSLY SHAPED, NONCONIFEROUS, NESOI M3	76	39,762
	BRAZIL.....	76	39,762
4410190020	PARTICLEBOARD, OF WOOD M3	8,704	1,430,201
	ECUADOR.....	34	9,001
	FRANCE.....	8,669	1,419,147
	ITALY.....	1	2,053
4410190060	BOARDS OF WOOD, NESOI M3	1,124	241,546
	ARGENTINA.....	644	77,530
	BRAZIL.....	89	39,516
	COLOMBIA.....	54	8,880
	ECUADOR.....	34	6,882
	FRANCE.....	169	5,745

TABLE 2 - IMPORTS INTO PUERTO RICO FROM FOREIGN COUNTRIES  
BY COMMODITY AND COUNTRY OF ORIGIN-FISCAL YEAR 2000

COMM-CODE	COMMODITY, COUNTRY AND UNIT OF QUANTITY	QUANTITY	VALUE-\$
	INDONESIA.....	105	86,400
	SPAIN.....	29	16,593
4410900000	PARTICLE & SIMILAR BOARD OF LIGNEOUS MAT'L NESOI M3	615	102,260
	ARGENTINA.....	315	76,026
	COLOMBIA.....	300	26,234
4411110005	MED DENSTY FIBRBD >.8G/CM3 NT MECH WRKD/SURFC COVR M3	549	85,508
	ARGENTINA.....	249	30,813
	RUSSIA.....	300	54,695
4411110095	FIBRBD OV.8G/CM3 NT MECHANIC WRKD/SURF COVR NESOI M3	1,333	154,740
	ARGENTINA.....	1,235	133,722
	BRAZIL.....	98	21,018
4411192095	FIBRBOARD OV.8G/CM3 NOT SURFACE COVER EX OIL NESOI M3	210	15,000
	UNITED KINGDOM OF GT BRITAIN.....	210	15,000
4411296095	FIBRBD NT SRFACE COVR DENSTY >.5/NOV.8G/CM3 NESOI M3	60	41,163
	BRAZIL.....	60	41,163
4411990000	FIBERBOARD, WOOD, OTHER LIGNEOUS MATERIALS, NESOI M3	180	14,328
	COLOMBIA.....	180	14,328
4412130540	PLYWD BIRCH/TRPRCL OUTER ONLY WD SHT NT SURF COVRD M3	19	16,904
	INDONESIA.....	19	16,904
4412132510	PLYWD SPANISH CEDAR TRPRCL WD OTR ONLY WD SHEETS M3	14,111	4,593,720
	BRAZIL.....	14,111	4,593,720
4412134040	PLYWD MAHOGANY FACE/TRPCL WD OTR PLY WD SHEETS M3	3,164	1,076,779
	BRAZIL.....	2,488	828,910
	CHINA,PEOPLE'S REP.(MAINLAND).....	676	247,869
4412134050	PLYWD PANELS OTR PLY SPEC TROP WD,<= 3.6X1.2X2.2 M3	146	49,029
	INDONESIA.....	146	49,029
4412134060	PLYWD OTR PLY SPEC TRP WD, <6MM THICK,NT SURF COV M3	2,521	888,874
	BRAZIL.....	2,016	576,689
	ECUADOR.....	83	34,208
	INDONESIA.....	360	243,767
	MALAYSIA.....	62	34,210
4412134070	PLYWD OTR PLY SPEC TROP WOOD,SURFCE COV W/ CLEAR M3	7,390	2,309,296
	BHUTAN.....	13	8,758
	BRAZIL.....	6,654	1,996,341
	CHINA (TAIWAN).....	695	289,965
	PERU.....	28	14,232
4412135060	PLYWD OTR PLY TRPCL WD SHEETS WD ONLY NT SRFC COV M3	1,443	455,125
	BRAZIL.....	1,443	455,125
4412136000	PLYWD OUT PLY SPEC TROP WD,SHEETS WD ONLY,NESOI M3	202	90,953
	BRAZIL.....	74	18,128
	CHINA,PEOPLE'S REP.(MAINLAND).....	42	15,165
	MALAYSIA.....	86	57,660
4412139000	PLYWD, SHEETS WD ONLY, NESOI M3	40	17,561
	BRAZIL.....	40	17,561
4412140520	PLYWD BIRCH FACE, HDWD OUTER, ONLY WD, 3.6X1.2X2.2 M3	216	97,018
	BRAZIL.....	216	97,018
4412142510	PLYWD SPANISH CEDAR FACE HDWD OTR ONLY WOOD SHEET M3	7,716	2,814,933
	BRAZIL.....	7,406	2,660,608
	PARAGUAY.....	310	154,325
4412143040	PLYWD MAHOGANY FACE HDWD OTR PLY WOOD SHEETS ONLY M3	300	108,524
	BRAZIL.....	300	108,524
4412143060	PLYWD OUTER PLY HDWD SHEETS WD ONLY NT SURFACE COV M3	16,741	4,486,021
	BRAZIL.....	14,409	3,962,974
	CANADA.....	75	18,797
	CHINA (TAIWAN).....	36	24,675
	COLOMBIA.....	178	21,225
	ECUADOR.....	35	13,041
	GUYANA.....	1,927	406,050
	MALAYSIA.....	36	24,253
	PERU.....	45	15,006
4412143070	PLYWD OTR PLY HARDWD, SHEETS WD ONLY SURFCE COVER M3	330	121,518
	BRAZIL.....	330	121,518
4412145500	PLYWD OUTER PLY HARDWD, SHEETS OF WOOD ONLY, NESOI M3	84	38,301
	BRAZIL.....	84	38,301
4412191000	PLYWD PARANA PINE FACE SFTWD OUTER, SHEETS WD ONLY M3	177	40,177
	BRAZIL.....	177	40,177
4412194011	PLYWD OTR PLIES SFTWD 1 DOUGLAS FIR ALL WD ROUGH M3	26	18,458
	CANADA.....	26	18,458
4412194019	PLYWD OTR PLIES SFTWD 1 DOUGLAS FIR ALL WD NESOI M3	11,080	2,906,532

TABLE 2 - IMPORTS INTO PUERTO RICO FROM FOREIGN COUNTRIES  
BY COMMODITY AND COUNTRY OF ORIGIN-FISCAL YEAR 2000

COMM-CODE	COMMODITY, COUNTRY AND UNIT OF QUANTITY	QUANTITY	VALUE-\$
	BRAZIL.....	11,052	2,891,447
	HONDURAS.....	28	15,085
4412194031	PLYWD 1 OUT PLY S PINE ETC 2 OUT PLIES SFTWD ROUGH M3	1,181	304,695
	BRAZIL.....	1,181	304,695
4412194039	PLYWD 1 OUT PLY S PINE ETC 2 OUTR PLIES SFTW NESOI M3	18,268	4,673,823
	BRAZIL.....	18,268	4,673,823
4412194059	PLYWD ONE OUTER PLY AGATHIS, SOLELY WOOD, NESOI M3	1,249	397,421
	BRAZIL.....	327	123,101
	CHILE.....	922	274,320
4412195010	PLYWD ONE OUTER PLY DOUGLAS FIR BOTH SFTWD, NESOI M3	19	42,070
	CANADA.....	19	42,070
4412195030	PLYWD OUTR PLY LONG LEAF PINE ETC BOTH SFTWD NESOI M3	3,890	927,403
	BRAZIL.....	3,890	927,403
4412195050	PLYWOOD, BOTH OUTER PLIES OF CONIFEROUS WOOD NESOI M3	71	21,659
	BRAZIL.....	71	21,659
4412223010	PLYWD SPAN CED FACE, 1 PLY TROP, NOT SURFACE COVERED M3	830	393,418
	BRAZIL.....	715	326,472
	PARAGUAY.....	115	66,946
4412223040	PLYWD MAHOGANY FACE, 1 PLY TROP, NOT SURFACE COVERED M3	370	195,464
	BRAZIL.....	370	195,464
4412223060	PLYWD, 1 PLY TROP, OV 3.6MMX1.2MX2.2M, NT SURF COV M3	4,687	1,253,218
	BRAZIL.....	4,600	1,196,937
	CANADA.....	87	56,281
4412223070	PLYWOOD, 1 PLY TROPICAL WOOD, NESOI M3	363	73,325
	BRAZIL.....	323	46,854
	MALAYSIA.....	40	26,471
4412293510	PLYWD SPAN CED FACE, 1 PLY NONCON, NOT SURFACE COV M3	116	58,729
	BRAZIL.....	116	58,729
4412293540	PLYWD MAHOGANY FACE, 1 PLY NONCON, NOT SURFACE COV M3	11	9,837
	BRAZIL.....	11	9,837
4412293560	PLYWD, 1 PLY NONCON, OV 3.6MMX1.2MX2.2M, NT SUF COV M3	51	27,376
	BRAZIL.....	10	9,160
	INDONESIA.....	41	18,216
4412293570	PLYWOOD, 1 PLY OF NONCONIFEROUS WOOD, NESOI M3	75	34,298
	INDONESIA.....	75	34,298
4412294500	PLYWOOD, 1 PLY NONCONIFEROUS WOOD, SURFACE COVERED M3	250	124,533
	BRAZIL.....	24	4,975
	CANADA.....	126	38,108
	MALAYSIA.....	100	81,450
4412295500	VANEER PANELS/LAMINATED WOOD, 1 PLY NONCONIFEROUS M3	37	11,211
	BRAZIL.....	37	11,211
4412929090	VENEERED PANELS ETC 1 TROPICAL OUTER PLY, NESOI M3	61	9,178
	BRAZIL.....	61	9,178
4412994500	PLYWOOD NOT/OR SURFACE COVERED CLEAR MATERIAL NESOI M3	48	13,744
	BRAZIL.....	48	13,744
4412999540	VENEER PANELS, LAM WD FACE PLY VIRGINIA PINE, ETC M3	97	21,876
	BRAZIL.....	97	21,876
4412999590	VENEERED PANELS AND SIMILAR LAMINATED WOOD, NESOI M3	47	22,899
	BRAZIL.....	47	22,899
4413000000	DENSIFIED WD BLOCKS/PLATES/STRIPS/PROFILE SHAPES KG	20,295	12,272
	BRAZIL.....	20,295	12,272
4414000000	WOODEN FRAMES PAINTINGS, PHOTOGRAPHS, MIRRORS, ETC NO	265,434	440,414
	CHINA (TAIWAN).....	9,036	93,075
	CHINA, PEOPLE'S REP. (MAINLAND).....	6,710	49,430
	FRANCE.....	6	8,000
	ITALY.....	8,959	16,194
	MEXICO.....	3,529	30,727
	SPAIN.....	194,678	192,476
	THAILAND.....	42,516	50,512
4416003020	CASKS, BARRELS, HOGSHEADS, USED, ASSEMBLED, WOOD NO	16,020	498,855
	CANADA.....	16,020	498,855
4417002000	BROOM/MOP HANDLES >1.9CM DIAMETER >97CM LONG, WOOD NO	1,562,620	258,326
	BRAZIL.....	765,320	124,620
	COLOMBIA.....	16,100	2,423
	HONDURAS.....	781,200	131,283
4417004000	PAINT BRUSH AND PAINT ROLLER HANDLES, OF WOOD X		19,540
	BRAZIL.....		19,540
4417008010	TOOLS HANDLES OF WOOD X		428,470
	BRAZIL.....		247,601



TABLE 2 - IMPORTS INTO PUERTO RICO FROM FOREIGN COUNTRIES  
BY COMMODITY AND COUNTRY OF ORIGIN-FISCAL YEAR 2000

COMM-CODE	COMMODITY, COUNTRY AND UNIT OF QUANTITY	QUANTITY	VALUE-\$
	CHINA,PEOPLE'S REP.(MAINLAND).....		3,704
	INDONESIA.....		24,150
	MEXICO.....		39,342
	SPAIN.....		113,673
4417008090	TOOLS TOOL/BRUSH/BROOM BODIES SHOE LAST/TREE, WOOD X		146,670
	BRAZIL.....		72,200
	CHINA,PEOPLE'S REP.(MAINLAND).....		3,652
	INDONESIA.....		50,796
	MEXICO.....		7,412
	PANAMA.....		12,610
4418100000	WINDOWS, FRENCH-WINDOWS AND THEIR FRAMES, OF WOOD NO	6,474	192,560
	BRAZIL.....	4,799	138,067
	CANADA.....	6	4,369
	DOMINICAN REPUBLIC.....	123	22,110
	MEXICO.....	1,434	12,664
	TRINIDAD @ TOBAGO.....	112	15,350
4418204000	FRENCH DOORS, OF WOOD NO	4,384	344,158
	BRAZIL.....	4,384	344,158
4418208030	FLUSH DOORS, OF WOOD NO	247,085	4,167,311
	BRAZIL.....	238,092	3,918,358
	COSTA RICA.....	28	5,079
	DOMINICAN REPUBLIC.....	20	4,471
	INDONESIA.....	6,025	104,510
	MEXICO.....	576	49,680
	TRINIDAD @ TOBAGO.....	2,344	85,213
4418208060	DOORS AND THEIR FRAMES, THRESHOLDS, OF WOOD, NESOI NO	526,149	10,906,182
	BELIZE.....	1,729	11,359
	BOLIVIA.....	186	37,212
	BRAZIL.....	490,679	8,208,866
	CANADA.....	54	41,930
	CHINA (TAIWAN).....	2,504	634,712
	COLOMBIA.....	536	15,988
	DOMINICAN REPUBLIC.....	245	21,245
	ECUADOR.....	1,288	17,231
	HONDURAS.....	4,566	100,147
	INDONESIA.....	16,367	960,635
	MEXICO.....	1,948	612,499
	NETHERLAND ANTIL. EXC ARUBA.....	18	10,860
	REP. OF SOUTH AFRICA.....	1,828	25,083
	TRINIDAD @ TOBAGO.....	1,801	179,355
	VENEZUELA.....	2,400	29,060
4418300000	PARQUET PANELS, OF WOOD M2	29,937	184,834
	BRAZIL.....	29,937	184,834
4418400000	FORMWORK (SHUTTERING) FOR CONCRETE CONSTRUCTN WOOD X		16,220
	BELGIUM.....		13,289
	NORWAY.....		2,931
4418500010	WESTERN RED CEDAR SHINGLES SQ	470	3,308
	CANADA.....	470	3,308
4418500050	SHAKES OF WOOD SQ	1,377	40,388
	ECUADOR.....	1,377	40,388
4418904010	BEAMS AND ARCHES, LAMINATED WOOD X		74,000
	MALAYSIA.....		74,000
4418904040	FABRICATED STRUCTURAL WOOD MEMBERS, NESOI X		45,142
	BRAZIL.....		45,142
4418904050	PREFABRICATED PARTITIONS & PANELS FOR BUILDINGS WD X		26,000
	CANADA.....		26,000
4418904090	BUILDERS' JOINERY AND CARPENTRY OF WOOD, NESOI X		766,249
	BRAZIL.....		611,433
	COLOMBIA.....		25,960
	FRANCE.....		3,548
	HONDURAS.....		89,907
	ITALY.....		2,577
	NETHERLAND ANTIL. EXC ARUBA.....		27,874
	PANAMA.....		4,950
4419004000	FORKS AND SPOONS, OF WOOD X		6,550
	CHINA,PEOPLE'S REP.(MAINLAND).....		6,550
4419008000	TABLEWARE AND KITCHENWARE, OF WOOD, NESOI X		248,140
	BRAZIL.....		26,440
	CHINA (TAIWAN).....		62,775

TABLE 2 - IMPORTS INTO PUERTO RICO FROM FOREIGN COUNTRIES  
BY COMMODITY AND COUNTRY OF ORIGIN-FISCAL YEAR 2000

COMM-CODE	COMMODITY, COUNTRY AND UNIT OF QUANTITY	QUANTITY	VALUE-\$
	CHINA, PEOPLE'S REP. (MAINLAND).....		135,313
	DOMINICAN REPUBLIC.....		15,597
	ITALY.....		8,015
4420100000	STATUETTES AND OTHER ORNAMENTS, OF WOOD X		271,636
	BRAZIL.....		12,563
	CHINA (TAIWAN).....		2,490
	CHINA, PEOPLE'S REP. (MAINLAND).....		116,607
	COLOMBIA.....		30,575
	COSTA RICA.....		11,162
	HAITI.....		10,287
	INDONESIA.....		27,489
	MEXICO.....		14,283
	PERU.....		7,302
	SPAIN.....		36,289
	THAILAND.....		2,589
4420902000	CIGAR AND CIGARETTE BOXES, OF WOOD NO 6	6	4,580
	FRANCE.....	6	4,580
4420904500	JEWELRY BOXES, ETC WOOD, NOT LINED TEXTILE FABRIC NO 170	170	15,871
	CHINA, PEOPLE'S REP. (MAINLAND).....	170	15,871
4420908000	WOOD MARQUETRY, INLAID WOOD, CASKETS, ETC, NESOI X		147,654
	CANADA.....		49,118
	CHINA, PEOPLE'S REP. (MAINLAND).....		63,820
	GUATEMALA.....		2,070
	INDIA.....		8,672
	ITALY.....		2,670
	MEXICO.....		2,329
	PHILIPPINES.....		2,838
	SPAIN.....		6,439
	UNITED KINGDOM OF GT BRITAIN.....		9,698
4421100000	CLOTHES HANGERS, OF WOOD X		2,342
	ITALY.....		2,342
4421905000	TOOTHPICKS, OF WOOD X		28,763
	CHINA, PEOPLE'S REP. (MAINLAND).....		24,683
	THAILAND.....		4,080
4421906000	SKEWERS/CANDY STICKS & SIMILAR SMALL WARES OF WOOD X		44,543
	CHINA, PEOPLE'S REP. (MAINLAND).....		10,888
	DOMINICAN REPUBLIC.....		2,289
	THAILAND.....		31,366
4421907040	PICKETS, PALINGS, POSTS AND RAILS, SAWN, OF WOOD X		2,775
	BRAZIL.....		2,775
4421908024	CLOTHESPINS SPRING-TYPE VALUED NOT OVER \$.80 GR WD GRS 150,029	150,029	105,972
	CHINA, PEOPLE'S REP. (MAINLAND).....	150,029	105,972
4421908027	CLOTHESPINS SPRING-TYPE WD OV \$.80 NT OV \$1.35 GR GRS 44,999	44,999	41,783
	CHINA, PEOPLE'S REP. (MAINLAND).....	44,999	41,783
4421908033	CLOTHESPINS SPRING-TYPE WOOD, OVER \$1.70 GROSS GRS 3,406	3,406	5,791
	CHINA, PEOPLE'S REP. (MAINLAND).....	3,406	5,791
4421908500	CLOTHESPINS, OF WOOD, NESOI GRS 3,845	3,845	6,705
	CHINA, PEOPLE'S REP. (MAINLAND).....	3,845	6,705
4421909840	ARTICLES OF WOOD, NESOI X		560,153
	BRAZIL.....		6,442
	CHINA (TAIWAN).....		7,720
	CHINA, PEOPLE'S REP. (MAINLAND).....		274,466
	FRANCE.....		10,192
	GERMANY.....		19,351
	HAITI.....		5,554
	HONDURAS.....		68,907
	INDONESIA.....		27,083
	ITALY.....		36,883
	MEXICO.....		20,344
	PHILIPPINES.....		50,322
	REP. OF SOUTH AFRICA.....		2,010
	SPAIN.....		10,774
	UNITED KINGDOM OF GT BRITAIN.....		20,105
	CORK AND ARTICLES OF CORK..... TOTAL		6,790
4504104700	CORKS/STOPPERS/DISKS/WAFERS, ETC AGGLOM CORK NESOI KG 389	389	3,579
	PERU.....	389	3,579
4504900000	AGGLOMERATED CORK AND ARTICLES OF CORK, NESOI X		3,211

TABLE 2 - IMPORTS INTO PUERTO RICO FROM FOREIGN COUNTRIES  
BY COMMODITY AND COUNTRY OF ORIGIN-FISCAL YEAR 2000

COMM-CODE	COMMODITY, COUNTRY AND UNIT OF QUANTITY	QUANTITY	VALUE-\$
	PERU.....		3,211
	MANUFACTURES OF STRAW, OF ESPARTO OR OF OTHER PLAITING MATERIALS; BASKETWARE AND WICKERWORK.....	TOTAL	919,339
4601202000	MATS, MATTING AND SCREENS OF RATTAN WEBBING CHINA, PEOPLE'S REP. (MAINLAND).....	M2 17,659 16,983	63,127 59,232
	INDONESIA.....	676	3,895
4601204000	MATS ETC WOVEN PART ASSEMBLED BAMBOO/RATTAN/WILLOW CHINA, PEOPLE'S REP. (MAINLAND).....	X 7,088	7,088
4601206000	MATS ETC OTHER WOVEN/PART ASSEMBLD VEG MAT'L NESOI PHILIPPINES.....	X 50,105	50,105
4601208000	FLOOR COVERINGS VEG MAT'L BOUND STRAND/WOVEN SHEET CHINA, PEOPLE'S REP. (MAINLAND).....	X 6,134	6,134
4601912000	PLAIT ETC BAMBOO/RATTAN/WILLOW/WOOD STRANDS/SHEETS CHINA, PEOPLE'S REP. (MAINLAND).....	X 9,561	9,561
4601990000	PLAIT MAT'L EX VEG, PARALLEL STRANDS/WOVEN SHEETS PHILIPPINES.....	X 18,400	18,400
4602100700	BASKETS/BAGS NESOI WHTR OR NOT LINED BAMBOO:WICKER CHINA, PEOPLE'S REP. (MAINLAND).....	NO 42,266 42,266	28,683 28,683
4602100900	BASKETS/BAGS VEGETABLE MATERIAL OF BAMBOO, NESOI CHINA, PEOPLE'S REP. (MAINLAND).....	NO 68,716 61,589	46,462 41,731
	INDONESIA.....	7,127	4,731
4602101200	BASKETS NESOI, BAGS, WILLOW, WHETHER OR NOT LINED CHINA, PEOPLE'S REP. (MAINLAND).....	NO 87,718 83,930	104,546 96,787
	HONG KONG.....	3,788	7,759
4602101400	BASKETS NESOI AND BAGS OF RATTAN/PALM LEAF:WICKERW CHINA, PEOPLE'S REP. (MAINLAND).....	NO 5,760 5,760	5,971 5,971
4602101700	BASKETS NESOI AND BAGS, NESOI WICKERWORK, W/N LINED PHILIPPINES.....	NO 637 227	7,686 4,545
	SPAIN.....	410	3,141
4602101800	BASKETS AND BAGS OF VEGETABLE MATERIAL, NESOI CHINA, PEOPLE'S REP. (MAINLAND).....	NO 15,647 2,297	45,426 3,105
	INDONESIA.....	610	2,428
	PHILIPPINES.....	4,565	33,826
	VENEZUELA.....	8,175	6,067
4602102100	LUGGAGE, HANDBAGS AND FLATGOODS OF BAMBOO INDONESIA.....	NO 514 514	677 677
4602102200	LUGGAGE, HANDBAGS AND FLATGOODS OF WILLOW INDONESIA.....	NO 320 316	1,152 889
	ITALY.....	4	263
4602102500	LUGGAGE, HANDBAGS, FLATGOOD NESOI RATTAN/PALM LEAF INDONESIA.....	NO 8,069 5,015	18,152 10,723
	PHILIPPINES.....	3,054	7,429
4602102920	HANDBAGS OF VEGETABLE MATERIALS NESOI CHINA, PEOPLE'S REP. (MAINLAND).....	NO 66,772 19,600	246,411 59,286
	GERMANY.....	300	879
	INDIA.....	2,000	4,481
	INDONESIA.....	31,832	169,556
	NICARAGUA.....	312	492
	PHILIPPINES.....	12,728	11,717
4602102940	LUGGAGE AND FLATGOODS OF VEGETABLE MATERIALS NESOI CHINA, PEOPLE'S REP. (MAINLAND).....	NO 5,710 2,400	11,931 5,532
	INDONESIA.....	2,566	5,592
	PHILIPPINES.....	744	807
4602103500	WICKERWORK, ARTICLES NESOI BAMBOO/RATTAN/WILLOW/WD CHINA, PEOPLE'S REP. (MAINLAND).....	X 29,428 23,348	29,428 23,348
	INDONESIA.....	6,080	6,080
4602104500	WICKERWORK OF BAMBOO/RATTAN/WILLOW/WOOD, NESOI CHINA (TAIWAN).....	X 121,223 7,187	121,223 7,187
	CHINA, PEOPLE'S REP. (MAINLAND).....	108,739	108,739
	INDONESIA.....	2,027	2,027
	VIETNAM.....	3,270	3,270
4602106000	WICKERWORK/OTHR ARTCLS VEG MATRL, NESOI, WICKERWORK HONG KONG.....	X 46,710 10,800	46,710 10,800
	PHILIPPINES.....	35,910	35,910
4602108000	BASKETWORK AND OTHR ARTCL OF VEGETALBE MATRL NESOI CHINA, PEOPLE'S REP. (MAINLAND).....	X 44,861 40,321	44,861 40,321

TABLE 2 - IMPORTS INTO PUERTO RICO FROM FOREIGN COUNTRIES  
BY COMMODITY AND COUNTRY OF ORIGIN-FISCAL YEAR 2000

COMM-CODE	COMMODITY, COUNTRY AND UNIT OF QUANTITY	QUANTITY	VALUE-\$
4602900000	HONG KONG.....		4,540
	BASKETWORK/OTHR ARTCL OF NON-VEGETALBE MATRL NESOI X		5,605
	CHINA,PEOPLE'S REP.(MAINLAND).....		2,921
	SPAIN.....		2,684
	PULP OF WOOD OR OF OTHER FIBROUS CELLULOSIC MATERIAL; WASTE AND SCRAP OF PAPER OR PAPERBOARD; PAPER AND PAPERBOARD AND ARTICLES THEREOF..... TOTAL		121,499,941
	PAPER AND PAPERBOARD; ARTICLES OF PAPER PULP, OF PAPER OR OF PAPERBOARD..... TOTAL		97,808,726
4801000020	NEWSPRINT PAPER, STANDARD, IN ROLLS OR SHEETS T	81,826	35,332,637
	AUSTRIA.....	68	28,221
	CANADA.....	81,067	35,037,380
	DOMINICAN REPUBLIC.....	111	49,584
	NORWAY.....	86	19,243
	RUSSIA.....	494	198,209
4801000040	NEWSPRINT OTHER THAN STANDARD, IN ROLLS OR SHEETS T	3,876	1,944,838
	CANADA.....	2,805	1,506,777
	MEXICO.....	267	115,048
	RUSSIA.....	804	323,013
4802519000	PPR/PPRBRD UNCTD NOV 10% MECH NESOI <40G/M2 RLS/SH KG	1,062	4,557
	COLOMBIA.....	392	2,057
	FINLAND.....	670	2,500
4802521000	WRITING PPR UNCTD NOV 10% MECH 40-150G/M2 ROLL/SHT KG	496,086	706,341
	AUSTRIA.....	33,026	34,828
	BRAZIL.....	115,539	89,775
	CHINA,PEOPLE'S REP.(MAINLAND).....	2,039	5,399
	COLOMBIA.....	150,930	76,658
	FRANCE.....	173,714	478,244
	GERMANY.....	20,838	21,437
4802521500	COVER PPR UNCTD NOV 10% MECH 40-150G/M2 ROLL/SHEET KG	22,379	24,005
	AUSTRIA.....	22,379	24,005
4802529000	PPR/PRBRD UNCTD NOV 10% MCH NESOI 40-150G/M2 RL/SH KG	59,011	88,366
	ITALY.....	51,771	75,582
	UNITED KINGDOM OF GT BRITAIN.....	1,130	2,398
	VENEZUELA.....	6,110	10,386
4802531000	WRITING PPR UNCTD NOV 10% MECH OV 150G/M2 ROLL/SHT KG	511	5,505
	GERMANY.....	511	5,505
4802601000	WRITING PPR/COVER PPR UNCTD OV 10% MECH FBR RL/SHT KG	26,207	62,159
	AUSTRIA.....	20,638	55,892
	GERMANY.....	5,569	6,267
4802609000	PPR/PPRBOARD UNCTD OV 10% MECH FBRS NESOI ROLL/SHT KG	9,733,095	7,491,972
	AUSTRIA.....	1,170,557	987,157
	BRAZIL.....	3,724,465	2,890,488
	CANADA.....	17,962	15,620
	FINLAND.....	1,041,743	871,938
	GERMANY.....	9,230	9,506
	NETHERLANDS.....	328,473	309,542
	NORWAY.....	3,440,665	2,407,721
4803002000	CELLULOSE WADDING IN ROLL/RECTANGULR SHEET OV 36CM KG	558,615	529,084
	CANADA.....	16,778	32,087
	COLOMBIA.....	1,650	2,400
	VENEZUELA.....	540,187	494,597
4803004000	TOILET/ETC STOCK PPR HSEHLD/SANTRY ROLL/SH OV 36 C KG	1,307,366	1,084,342
	CANADA.....	39,540	39,550
	COLOMBIA.....	697,467	593,238
	ECUADOR.....	70,792	58,343
	EL SALVADOR.....	62,218	50,550
	FRANCE.....	68	2,105
	HONDURAS.....	74,240	38,519
	MEXICO.....	34,337	35,291
	VENEZUELA.....	328,704	266,746
4804110000	KRAFTLINER, UNCOATED UNBLEACHED IN ROLLS OR SHEETS KG	41,781	16,790
	VENEZUELA.....	41,781	16,790
4804190000	KRAFTLINER, UNCOATED, BLEACHED, IN ROLLS OR SHEETS KG	45,820	22,560
	CANADA.....	45,820	22,560

TABLE 2 - IMPORTS INTO PUERTO RICO FROM FOREIGN COUNTRIES  
BY COMMODITY AND COUNTRY OF ORIGIN-FISCAL YEAR 2000

COMM-CODE	COMMODITY, COUNTRY AND UNIT OF QUANTITY	QUANTITY	VALUE-\$
4804290000	SACK KRAFT PAPER UNCOATED BLEACHED IN ROLLS/SHEETS KG	469,307	509,958
	CANADA.....	59,875	57,574
	COLOMBIA.....	76,632	39,124
	COSTA RICA.....	302,000	373,010
	GUATEMALA.....	30,800	40,250
4804314040	KRAFT WRAPPING PPR UNCTD NESOI UNBLCH 150G/M2/LESS KG	17,872	71,175
	ITALY.....	3,460	13,544
	MEXICO.....	7,932	15,281
	REPUBLIC OF KOREA.....	6,480	42,350
4804394020	KRAFT BAG/SACK UNCTD BLEACHED 150G/M2/LESS ROLL/SH KG	211,137	209,009
	ARGENTINA.....	2,968	9,497
	COLOMBIA.....	68,349	62,174
	NORWAY.....	139,820	137,338
4804394040	KRAFT WRAPPING PPR UNCTD NESOI BLCHD 150G/M2/LESS KG	121,867	263,601
	ARGENTINA.....	7,198	16,258
	BRAZIL.....	50,381	113,246
	CHINA, PEOPLE'S REP. (MAINLAND).....	27,987	32,310
	ITALY.....	21,584	64,948
	NETHERLAND ANTIL. EXC ARUBA.....	4,037	3,240
	REPUBLIC OF KOREA.....	3,168	17,341
	SWEDEN.....	636	2,883
	UNITED KINGDOM OF GT BRITAIN.....	6,876	13,375
4804396040	KRAFT PPR/PPRBRD UNCTD NESOI BLCHD 150G/M2 OR LESS KG	272,576	232,201
	NORWAY.....	272,576	232,201
4804414000	KRFT PPR/PPRBRD UNCTD NESOI UNBLCHD OV 150<225G/M2 KG	137,468	67,684
	CANADA.....	137,468	67,684
4804510000	KRFT PPR/PPRBRD UNCTD UNBLCHD 225G/M2/MORE RLL/SHT KG	507,567	239,732
	VENEZUELA.....	507,567	239,732
4805100000	SEMICHEMICAL FLUTNG PPR (CORRUGATNG MED) UNCTD RLL KG	9,791,398	3,656,990
	CANADA.....	8,285,264	3,035,949
	VENEZUELA.....	1,506,134	621,041
4805290040	PPR/PPRBRD UNCTD NESOI MULTIPLY UNBLCHD, ROLL/SHTS KG	133,895	120,505
	NETHERLANDS.....	133,895	120,505
4805400000	FILTER PPR & PPRBRD EX KRAFT UNCTD IN ROLLS/SHEETS KG	216	3,182
	CHINA (TAIWAN).....	216	3,182
4805604000	WRAPPING PPR EX KRAFT, UNCTD 150G/M2/LESS ROLL/SHT KG	10,864	36,416
	COLOMBIA.....	913	10,332
	MEXICO.....	9,951	26,084
4805609020	CORRUGATN MED PPR/PBRD UNCTD 31-150G/M2 EX KRF ETC KG	87,387	40,136
	CANADA.....	87,387	40,136
4805704060	PAPER/PPRBOARD NESOI UNCTD 151-224G/M2 ROLLS/SHEET KG	56,624	28,825
	COLOMBIA.....	18,076	8,767
	VENEZUELA.....	38,548	20,058
4805804040	CONSTRUCTION PPR EX KRAFT UNCTD 225G/M2/MORE RL/SH KG	10,124	8,127
	GUATEMALA.....	10,124	8,127
4805804060	LINERBRD EX KRFT >80% CHEM SULFATE WDPL 225G/M2 > KG	43,498	33,301
	GERMANY.....	43,498	33,301
4806200000	GREASEPROOF PAPER (AS MANUFACTURED) IN ROLLS/SHEET KG	171,361	308,868
	NORWAY.....	50,626	94,481
	SWEDEN.....	120,735	214,387
4807904000	PPR/PBRD, COMPOSITE, NESOI NT SURFACE-COLORED ETC KG	18,195,913	9,002,022
	COLOMBIA.....	504,660	249,008
	DOMINICAN REPUBLIC.....	168,876	83,897
	SPAIN.....	301	6,570
	VENEZUELA.....	17,522,076	8,662,547
4808906000	PAPER & PPRBOARD NESOI, PERFORATED IN ROLLS/SHEETS KG	4,162	10,213
	CHINA, PEOPLE'S REP. (MAINLAND).....	1,530	7,825
	COLOMBIA.....	2,632	2,388
4809102000	CARBON/SIMLR COPYING PPR NOV 15G/M2 RLL/SHT OV 36C KG	1,298	9,679
	MEXICO.....	1,298	9,679
4809104000	CARBON/SIMLR COPYING PPR OVR 15G/M2 RLL/SHT OV 36C KG	86,034	71,835
	NETHERLAND ANTIL. EXC ARUBA.....	71,909	58,966
	VENEZUELA.....	14,125	12,869
4809907000	COPYING/TRANSFER PPR IMPREG COATD/BOTH ETC OV 36CM KG	51	3,310
	JAPAN.....	51	3,310
4809908000	COPYING/TRANSFER PAPERS NESOI IN ROLL/SHTS OV 36 C KG	3,383	93,857
	JAPAN.....	344	18,671
	MEXICO.....	671	4,473
	REPUBLIC OF KOREA.....	236	7,400

TABLE 2 - IMPORTS INTO PUERTO RICO FROM FOREIGN COUNTRIES  
BY COMMODITY AND COUNTRY OF ORIGIN-FISCAL YEAR 2000

COMM-CODE	COMMODITY, COUNTRY AND UNIT OF QUANTITY	QUANTITY	VALUE-\$
4810119000	UNITED KINGDOM OF GT BRITAIN.....	2,132	63,313
	PPR/PBRD WRITNG ETC NESOI CLAY CTD NOV 150G/M2 ETC KG	1,728,471	1,575,176
	COLOMBIA.....	406	3,920
	FINLAND.....	1,532,112	1,395,316
	GERMANY.....	61,812	61,069
	INDONESIA.....	18,323	12,213
	SPAIN.....	115,818	102,658
4810120000	PPR/PBRD WRITING ETC NESOI CLAY CTD OV 150G/M2 ETC KG	68,096	59,720
	FINLAND.....	68,096	59,720
4810210000	PAPER, LIGHT-WGH COATED WRITING ETC OVER 10% MECH KG	2,192,974	2,126,187
	BRAZIL.....	572,542	520,034
	CANADA.....	76,595	64,500
	FINLAND.....	1,397,319	1,414,955
	NETHERLANDS.....	128,004	104,088
	UNITED KINGDOM OF GT BRITAIN.....	18,514	22,610
4810290000	PPR/PBRD EX LIT-WGH WRITNG ETC CLAY CTD OV 10% MEC KG	147,781	159,677
	AUSTRIA.....	5,936	6,679
	CHINA,PEOPLE'S REP.(MAINLAND).....	149	2,281
	FINLAND.....	130,907	125,803
	GERMANY.....	10,789	24,914
4810310060	KRFT PPR/PBRD CLAY CTD BLCH NESOI 150G/M2/LESS RLS KG	80,222	142,558
	NORWAY.....	80,222	142,558
4810990000	PPR/PBRD EX KRFT/GRPHIC CLAY CTD NESOI ROLLS/SHEET KG	1,188,102	717,087
	COLOMBIA.....	325	2,585
	FRANCE.....	54,296	44,966
	GERMANY.....	36,370	26,665
	VENEZUELA.....	1,097,111	642,871
4811210000	PPR/PBRD GUMMED/ADHESIVE PRESSURE-SENSTVE ROLL/SHT KG	2,248	12,639
	ARGENTINA.....	2,070	10,467
	CHINA (TAIWAN).....	178	2,172
4811290000	PPR/PBRD, GUMMED OR ADHESIVE, NESOI, ROLLS/SHEETS KG	608	3,096
	CHINA (TAIWAN).....	608	3,096
4811392000	PRINTING PPR CTD/IMPG/COV PLASTIC W/N BLC 150G/M2< KG	650,668	598,443
	ARGENTINA.....	18,984	17,336
	AUSTRIA.....	16,599	13,956
	FINLAND.....	82,770	64,157
	FRANCE.....	73,554	93,931
	SPAIN.....	448,966	382,327
	UNITED KINGDOM OF GT BRITAIN.....	9,795	26,736
4811394040	PPR/PBRD NESOI CTD/IMPG/COV PLASTIC 150G/M2<, RLLS KG	8,855	22,824
	COLOMBIA.....	245	2,087
	GERMANY.....	1,720	6,754
	THAILAND.....	5,760	11,859
	UNITED KINGDOM OF GT BRITAIN.....	1,130	2,124
4811400000	PPR/PBRD CTD/IMPG/COV WTH WAX/STEARIN ETC RLL/SHTS KG	3,827	22,454
	EL SALVADOR.....	1,779	12,203
	GERMANY.....	1,459	6,163
	NETHERLANDS.....	589	4,088
4811908000	PPR/PBRD CELLULOSE ETC COATED ETC OV 30G/M2, NESOI KG	102,541	163,157
	COLOMBIA.....	16,381	19,021
	FINLAND.....	86,160	144,136
4812000000	FILTER BLOCKS, SLABS AND PLATES, OF PAPER PULP KG	2,882	41,837
	GERMANY.....	1,525	16,513
	IRELAND.....	12	9,446
	UNITED KINGDOM OF GT BRITAIN.....	1,345	15,878
4813100000	CIGARETTE PAPER IN THE FORM OF BOOKLETS OR TUBES KG	3,555	71,313
	SPAIN.....	3,555	71,313
4813200000	CIGARETTE PAPER IN ROLLS OF A WIDTH NOT OVER 5 CM KG	14,862	30,293
	AUSTRIA.....	11,857	23,135
	SPAIN.....	3,005	7,098
4813900000	CIGARETTE PAPER, WHETHER OR NOT CUT TO SIZE, NESOI KG	72,072	139,595
	AUSTRIA.....	34,812	75,671
	SPAIN.....	37,260	63,924
4816100000	CARBON & SIMLR COPYING PAPERS, CUT TO SIZE/SHAPE KG	2,526	15,284
	MEXICO.....	2,526	15,284
4816200000	SELF-COPY PAPER, CUT TO SIZE OR SHAPE KG	292,170	398,329
	SPAIN.....	292,170	398,329
4816300000	DUPLICATOR STENCILS OF PAPER KG	4,352	36,410
	FRANCE.....	252	6,259

TABLE 2 - IMPORTS INTO PUERTO RICO FROM FOREIGN COUNTRIES  
BY COMMODITY AND COUNTRY OF ORIGIN-FISCAL YEAR 2000

COMM-CODE	COMMODITY, COUNTRY AND UNIT OF QUANTITY	QUANTITY	VALUE-\$
	HONG KONG.....	551	2,580
	MEXICO.....	3,549	27,571
4816900000	TRANSFER PPRS CUT TO SIZE/SHAPE & PPR OFFSET PLATE KG	595	3,582
	MEXICO.....	595	3,582
4817300000	PPR/PBRD BOXES/POUCHES/ETC CONT ASSORTMNT STATNERY KG	25,576	57,676
	CHILE.....	1,406	15,750
	CHINA,PEOPLE'S REP.(MAINLAND).....	24,170	41,926
4818100000	TOILET PAPER KG	1,920,316	2,245,221
	CANADA.....	399,658	636,570
	COLOMBIA.....	255,885	213,125
	COSTA RICA.....	1,007,617	1,098,454
	DOMINICAN REPUBLIC.....	1,710	3,600
	GRENADA.....	5,957	10,417
	GUATEMALA.....	27,626	21,240
	MEXICO.....	221,863	261,815
4818200020	TOWELS OF PAPER PULP/PAPER/CELLULOSE WADDING/WEBS KG	34,009	22,992
	NETHERLAND ANTIL. EXC ARUBA.....	12,553	7,070
	VENEZUELA.....	21,456	15,922
4818200040	HANDKERCHIEFS & CLEANSING/FACIAL TISSUES PAPER ETC KG	591,202	1,610,995
	EL SALVADOR.....	12,227	31,359
	ISRAEL.....	26,095	50,673
	NETHERLAND ANTIL. EXC ARUBA.....	4,872	3,910
	SPAIN.....	23,926	114,024
	TRINIDAD @ TOBAGO.....	524,082	1,411,029
4818300000	TABLECLOTHS & TABLE NAPKINS OF PAPER, PPR PULP ETC KG	771,524	837,293
	CANADA.....	39,981	59,284
	COLOMBIA.....	24,983	29,664
	COSTA RICA.....	586,861	659,625
	DOMINICAN REPUBLIC.....	119,699	88,720
4818402000	SANITARY NAPKN/TAMPONS, DIAPERS,LNR ETC PAPER PULP KG	618,800	2,381,303
	CANADA.....	54,062	296,685
	COLOMBIA.....	1,119	5,763
	EL SALVADOR.....	27,946	113,278
	ISRAEL.....	22,916	74,575
	TRINIDAD @ TOBAGO.....	512,757	1,891,002
4818404010	SANITARY NAPKINS/TAMPONS EX PPR PULP, OF PAPER ETC KG	169,954	596,909
	CANADA.....	55,383	272,283
	COLOMBIA.....	86,023	191,242
	EL SALVADOR.....	5,600	18,415
	TRINIDAD @ TOBAGO.....	22,948	114,969
4818404030	DIAPERS & DIAPER LINERS EX PAPER PULP OF PAPER ETC KG	747,438	1,876,092
	COLOMBIA.....	232,882	541,016
	ISRAEL.....	95,007	304,616
	MEXICO.....	419,549	1,030,460
4818404060	SANITARY ARTICLES NESOI OF PAPER, CELLULOS WAD/WEB KG	168,800	649,832
	CANADA.....	34,115	212,226
	EL SALVADOR.....	10,056	44,932
	ISRAEL.....	32,029	97,976
	MEXICO.....	10,377	28,210
	TRINIDAD @ TOBAGO.....	82,223	266,488
4818500000	ARTCLS OF APPAREL/CLOTHING ACCESSORS OF PAPER ETC KG	75,626	429,081
	HAITI.....	71,332	410,308
	TRINIDAD @ TOBAGO.....	4,294	18,773
4819100020	SANITARY FOOD & BEV CNTNRS, CORRUGATED PPR/PPRBRD KG	39,592	66,962
	GUATEMALA.....	31,574	57,282
	MEXICO.....	8,018	9,680
4819100040	CARTONS/BOXES/CASES OF CORRUGATED PPR/PBRD, NESOI KG	857,439	1,268,264
	CANADA.....	2,133	16,523
	CHINA,PEOPLE'S REP.(MAINLAND).....	5,167	18,000
	COLOMBIA.....	3,324	4,664
	COSTA RICA.....	53,536	114,179
	DOMINICAN REPUBLIC.....	120,554	203,576
	ECUADOR.....	1,570	5,120
	EL SALVADOR.....	91,492	202,411
	FRANCE.....	79	2,505
	GERMANY.....	40,431	17,735
	GUATEMALA.....	9,968	22,792
	ISRAEL.....	275,943	359,640
	ITALY.....	8,787	21,374

TABLE 2 - IMPORTS INTO PUERTO RICO FROM FOREIGN COUNTRIES  
BY COMMODITY AND COUNTRY OF ORIGIN-FISCAL YEAR 2000

COMM-CODE	COMMODITY, COUNTRY AND UNIT OF QUANTITY	QUANTITY	VALUE-\$
	NETHERLANDS.....	922	5,446
	SPAIN.....	4,845	2,343
	SWITZERLAND.....	1,808	14,729
	VENEZUELA.....	236,880	257,227
4819200020	SANITARY FOOD & BEV CNTNRS NON-CORRUGATED PPR/PBRD KG	747,745	1,022,550
	DOMINICAN REPUBLIC.....	24,902	12,335
	TRINIDAD @ TOBAGO.....	309,897	680,280
	VENEZUELA.....	412,946	329,935
4819200040	FLDNG CRTNS/BOXES/CASES OF NON-CORRUGATED PR NESOI KG	826,840	1,975,669
	BELGIUM.....	382	30,606
	CANADA.....	3,234	35,036
	CHINA (TAIWAN).....	9,231	21,282
	CHINA,PEOPLE'S REP.(MAINLAND).....	64,360	75,636
	COLOMBIA.....	991	13,551
	COSTA RICA.....	55,742	369,691
	DOMINICAN REPUBLIC.....	43,149	57,290
	EL SALVADOR.....	102,118	231,976
	GERMANY.....	803	17,390
	HONG KONG.....	65,400	95,760
	ISRAEL.....	164,231	195,073
	JAMAICA.....	4,362	4,626
	MEXICO.....	226,723	545,006
	SPAIN.....	2,530	4,376
	SWITZERLAND.....	8,795	141,044
	TRINIDAD @ TOBAGO.....	349	2,232
	UNITED KINGDOM OF GT BRITAIN.....	16,837	71,566
	VENEZUELA.....	57,603	63,528
4819300020	SHIPPNG SACKS/MULTIWALL BAGS BASE WIDTH 40CM>, PPR KG	673,918	680,994
	BRAZIL.....	420,010	400,533
	CANADA.....	63,908	47,517
	COSTA RICA.....	190,000	232,944
4819300040	SACKS & BAGS, BASE WIDTH OF 40CM/MORE, PAPER NESOI KG	259,940	369,007
	COLOMBIA.....	46,694	41,238
	COSTA RICA.....	151,159	156,867
	EL SALVADOR.....	235	2,070
	FRANCE.....	4,550	31,890
	ITALY.....	107	2,570
	MEXICO.....	49,869	54,189
	SPAIN.....	7,326	80,183
4819400020	SHIPPING SACKS/MULTIWALL BAGS BASE WIDTH <40CM, PP KG	625,545	924,556
	ARGENTINA.....	854	2,422
	BRAZIL.....	125,477	122,234
	COSTA RICA.....	58,000	70,068
	EL SALVADOR.....	441,214	729,832
4819400040	SACKS & BAGS, CONES, BASE WIDTH <40CM, PAPER NESOI KG	409,031	581,776
	BRAZIL.....	57,260	58,006
	CHINA,PEOPLE'S REP.(MAINLAND).....	26,660	96,274
	COLOMBIA.....	25,116	17,632
	COSTA RICA.....	19,000	23,395
	EL SALVADOR.....	2,230	19,801
	GERMANY.....	140	2,565
	HONDURAS.....	29,060	54,001
	INDIA.....	933	2,534
	INDONESIA.....	3,041	4,706
	ITALY.....	127,791	210,859
	UNITED KINGDOM OF GT BRITAIN.....	3,924	7,634
	VENEZUELA.....	113,876	84,369
4819504040	RIGID BOXES & CARTONS OF PAPER/PAPERBOARD, NESOI KG	1,474	8,013
	MEXICO.....	823	4,235
	REPUBLIC OF KOREA.....	651	3,778
4819504060	PACKING CONTAINERS NESOI OF PAPER, PPRBRD, ETC KG	24,938	64,752
	BELGIUM.....	147	6,781
	CHINA,PEOPLE'S REP.(MAINLAND).....	12,561	12,603
	EL SALVADOR.....	10,808	33,838
	HONG KONG.....	409	3,340
	MEXICO.....	1,013	8,190
4819600000	BOX FILES/LTTR TRAY/STORAGE BOX ETC, OFFICE/SHOPS KG	2,995	26,356
	CHINA,PEOPLE'S REP.(MAINLAND).....	512	3,003
	COLOMBIA.....	2,022	20,962



TABLE 2 - IMPORTS INTO PUERTO RICO FROM FOREIGN COUNTRIES  
BY COMMODITY AND COUNTRY OF ORIGIN-FISCAL YEAR 2000

COMM-CODE	COMMODITY, COUNTRY AND UNIT OF QUANTITY	QUANTITY	VALUE-\$
	SPAIN.....	461	2,391
4820102010	DIARIES AND ADDRESS BOOKS, OF PAPER OR PAPERBOARD NO	221,150	522,888
	CHINA (TAIWAN).....	20,472	19,561
	CHINA,PEOPLE'S REP.(MAINLAND).....	37,190	40,196
	COLOMBIA.....	108,072	432,439
	FRANCE.....	647	5,810
	HONG KONG.....	50,000	6,000
	MEXICO.....	3,472	10,884
	UNITED KINGDOM OF GT BRITAIN.....	1,297	7,998
4820102020	MEMORANDUM PADS, LETTER PADS AND SIMILAR ARTICLES NO	325,957	95,941
	CHINA (TAIWAN).....	9,000	2,324
	CHINA,PEOPLE'S REP.(MAINLAND).....	72,920	19,057
	COLOMBIA.....	3,077	14,717
	MEXICO.....	20,000	5,934
	VENEZUELA.....	220,960	53,909
4820102050	NOTEBOOKS, OF PAPER OR PAPERBOARD NO	9,752,914	4,795,846
	BRAZIL.....	109,660	48,391
	CHINA (TAIWAN).....	900	2,667
	CHINA,PEOPLE'S REP.(MAINLAND).....	38,568	31,665
	COLOMBIA.....	4,135,304	2,703,219
	COSTA RICA.....	58,988	27,601
	ECUADOR.....	46,460	26,511
	FRANCE.....	1,794	3,682
	MEXICO.....	7,368	40,556
	VENEZUELA.....	5,353,872	1,911,554
4820104000	REGISTERS AND ACCOUNT BOOKS, OF PAPER/ PAPERBOARD NO	11,522	19,084
	COLOMBIA.....	822	2,870
	DOMINICAN REPUBLIC.....	8,000	6,434
	FRANCE.....	2,700	9,780
4820200000	EXERCISE BOOKS, OF PAPER OR PAPERBOARD NO	629,273	263,475
	DOMINICAN REPUBLIC.....	36,000	5,254
	VENEZUELA.....	593,273	258,221
4820300020	LOOSE-LEAF BINDERS (NOT BOOK COVERS), PAPER/PPRBRD KG	2,153	10,219
	COLOMBIA.....	1,236	2,505
	SPAIN.....	917	7,714
4820300040	BINDERS (NOT BOOK COVERS), NESOI, PAPER/PAPERBOARD KG	308,806	821,496
	COLOMBIA.....	15,660	84,489
	DOMINICAN REPUBLIC.....	230,605	665,183
	MEXICO.....	11,285	26,853
	TRINIDAD @ TOBAGO.....	49,250	42,375
	VENEZUELA.....	2,006	2,596
4820500000	ALBUMS FOR SAMPLES/COLLECTIONS OF PAPER/PAPERBOARD NO	585,940	132,071
	CHILE.....	89,400	39,211
	CHINA,PEOPLE'S REP.(MAINLAND).....	2,160	7,740
	HONG KONG.....	110,880	25,019
	ITALY.....	63,000	6,981
	MEXICO.....	160,500	22,720
	PERU.....	160,000	30,400
4820900000	BLOTTING PADS/BOOK COVERS/ARTCL STATNRY NESOI,PAPR KG	795	15,489
	CHINA,PEOPLE'S REP.(MAINLAND).....	362	2,028
	COLOMBIA.....	433	13,461
4821102000	PPR/PBRD LABELS PRINTED BY A LITHOGRAPHIC PROCESS KG	1,051	20,696
	BARBADOS.....	812	12,636
	CANADA.....	239	8,060
4821104000	PAPER/PPRBOARD LABELS OF ALL KINDS, PRINTED, NESOI KG	248,949	1,869,296
	BARBADOS.....	3,648	88,143
	CANADA.....	455	2,618
	CHINA,PEOPLE'S REP.(MAINLAND).....	836	2,300
	DOMINICAN REPUBLIC.....	103,741	353,342
	EL SALVADOR.....	594	15,884
	GERMANY.....	1,503	135,920
	ITALY.....	137,486	1,237,458
	MEXICO.....	122	3,818
	TRINIDAD @ TOBAGO.....	104	4,828
	VENEZUELA.....	460	24,985
4821902000	PAPER/PPRBOARD LABELS, UNPRINTED, PRESSURE-SENSTVE KG	8,670	114,906
	CANADA.....	7,845	108,583
	FRANCE.....	7	2,313
	PERU.....	818	4,010

TABLE 2 - IMPORTS INTO PUERTO RICO FROM FOREIGN COUNTRIES  
BY COMMODITY AND COUNTRY OF ORIGIN-FISCAL YEAR 2000

COMM-CODE	COMMODITY, COUNTRY AND UNIT OF QUANTITY	QUANTITY	VALUE-\$
4821904000	PAPER/PPRBRD LABELS, UNPRINTED, NOT PRESSR-SENSTVE KG	7,516	14,559
	BRAZIL.....	6,924	10,659
	SPAIN.....	592	3,900
4822900000	BOBBINS & SIMLR SUPPORTS NESOI OF PPR PULP PPR ETC KG	11,339	29,169
	CHINA, PEOPLE'S REP.(MAINLAND).....	11,339	29,169
4823110000	GUMMED/ADHESIVE PPR STRIP/ROLL PRSSR-SENS NT LABEL KG	17,785	89,422
	ITALY.....	14,051	49,441
	JAPAN.....	937	32,040
	PANAMA.....	2,797	7,941
4823190000	GUMMED/ADHESIVE PPR STRIP/RLL NT PRSS-SEN NT LABEL KG	67,274	225,866
	HONG KONG.....	57,786	171,842
	UNITED KINGDOM OF GT BRITAIN.....	9,488	54,024
4823209000	FILTER PAPER/PAPERBOARD, CUT TO SIZE/SHAPE, NESOI KG	2,550	21,558
	GERMANY.....	2,550	21,558
4823400000	ROLL/SHEET/DIAL PRINTED FR SELF-RECORDNG APPR, PPR KG	31,351	50,683
	SWEDEN.....	2,601	15,053
	TRINIDAD @ TOBAGO.....	28,750	35,630
4823510044	HOLE-PUNCHED LOOSELEAF PPR PRNTD/EMBOSSD/PERFORATD KG	1,511	4,894
	BRAZIL.....	1,498	2,261
	FRANCE.....	13	2,633
4823510080	PPR/PBRD FOR GRAPHIC ETC, PRINTD/EMBOSSD/PERFORATD KG	3,240	4,347
	BRAZIL.....	3,240	4,347
4823594040	PPR/PBRD FOR GRAPHIC ETC NESOI CUT TO SIZE/SHAPE KG	270	3,240
	VENEZUELA.....	270	3,240
4823600020	CUPS & ROUND NESTED FOOD CNTNRS OF PAPER/PPRBOARD KG	877,777	1,891,281
	HONG KONG.....	10,372	24,126
	PANAMA.....	730,223	1,703,170
	VENEZUELA.....	137,182	163,985
4823600040	TRAYS/DISHES/PLATES ETC NESOI OF PAPER/PPRBOARD KG	1,630	4,192
	PANAMA.....	1,630	4,192
4823700000	MOLDED OR PRESSED ARTICLES OF PAPER PULP KG	168,130	182,437
	CHINA, PEOPLE'S REP.(MAINLAND).....	398	2,129
	COLOMBIA.....	346	2,894
	VENEZUELA.....	167,386	177,414
4823901000	ARTICLES OF PAPER PULP, NESOI, NOT MOLDED/PRESSED KG	1,166	27,097
	CANADA.....	341	16,692
	FRANCE.....	797	7,255
	ITALY.....	28	3,150
4823902000	ARTICLES OF PAPIER-MACHE, NESOI KG	2,260	8,437
	MEXICO.....	2,260	8,437
4823904000	FRAMES/MOUNTS FOR PHOTOGRAPHIC SLIDES, PPR/PPRBRD KG	315	4,989
	CANADA.....	315	4,989
4823905000	HAND FANS WITH PAPER MOUNTS OR LEAVES KG	183	4,537
	SPAIN.....	183	4,537
4823906500	ARTICLES OF COATED PPR/PBRD CUT TO SZE/SHAPE NESOI KG	6,923	45,029
	CANADA.....	5,982	41,004
	CHINA (TAIWAN).....	941	4,025
4823908500	ARTICLES NESOI OF UNCTD PPR/PBRD OR WEBS CELLULOSE KG	32,256	145,906
	ARGENTINA.....	1,052	2,980
	CANADA.....	254	10,541
	CHINA, PEOPLE'S REP.(MAINLAND).....	842	5,550
	COLOMBIA.....	1,863	39,082
	DOMINICAN REPUBLIC.....	722	2,851
	FRANCE.....	78	2,100
	ITALY.....	396	3,121
	MEXICO.....	11,966	35,770
	PERU.....	982	4,800
	SPAIN.....	12,099	13,378
	UNITED KINGDOM OF GT BRITAIN.....	2,002	25,733
	PRINTED BOOKS, NEWSPAPERS, PICTURES AND OTHER PRODUCTS OF THE PRINTING INDUSTRY;MANUSCRIPTS,TYPESCRIPTS AND PLANS..... TOTAL		23,691,215
4901100040	PRINTED MATTER NESOI, IN SINGLE SHEETS KG	15,599	152,247
	BELGIUM.....	1,026	9,897
	CANADA.....	411	7,310
	COLOMBIA.....	1,008	49,800

TABLE 2 - IMPORTS INTO PUERTO RICO FROM FOREIGN COUNTRIES  
BY COMMODITY AND COUNTRY OF ORIGIN-FISCAL YEAR 2000

COMM-CODE	COMMODITY, COUNTRY AND UNIT OF QUANTITY	QUANTITY	VALUE-\$
	DENMARK.....	4,058	8,991
	ECUADOR.....	812	2,500
	GUATEMALA.....	597	2,620
	ITALY.....	1,477	12,430
	JAPAN.....	300	13,333
	MEXICO.....	189	6,738
	NETHERLANDS.....	1,101	6,000
	SPAIN.....	4,620	32,628
4901910020	DICTIONARIES (INCLUDING THESAURUSES) NO	144,800	498,662
	ARGENTINA.....	290	9,225
	COLOMBIA.....	22,607	120,085
	MEXICO.....	7,391	53,066
	SPAIN.....	114,512	316,286
4901910040	ENCYCLOPEDIAS AND SERIAL INSTALLMENTS THEREOF NO	10,301	125,842
	COLOMBIA.....	4,908	69,941
	MEXICO.....	1,350	13,320
	SPAIN.....	4,043	42,581
4901990010	TEXTBOOKS NO	2,070,013	7,300,459
	ARGENTINA.....	62,628	206,672
	COLOMBIA.....	647,031	1,127,110
	COSTA RICA.....	14,394	109,660
	DOMINICAN REPUBLIC.....	101,973	122,398
	ECUADOR.....	19,443	15,417
	EL SALVADOR.....	43	2,929
	FRANCE.....	515	3,646
	ITALY.....	5,040	7,817
	MEXICO.....	354,231	3,322,390
	PANAMA.....	400	5,006
	PERU.....	3,694	7,802
	SPAIN.....	854,568	2,360,082
	VENEZUELA.....	6,053	9,530
4901990020	NEWSPAPER/JOURNALS/PERIODICALS BOUND EX PAPER, SET NO	118,422	108,966
	COLOMBIA.....	62,422	70,304
	DOMINICAN REPUBLIC.....	56,000	38,662
4901990030	DIRECTORIES NO	251,708	462,019
	COLOMBIA.....	23,296	254,564
	COSTA RICA.....	103,800	139,818
	PANAMA.....	5,952	6,319
	PERU.....	118,660	61,318
4901990040	BIBLES/TESTAMENTS/PRAYER BOOKS OTH RELIGIOUS BOOKS NO	914,872	1,246,197
	BRAZIL.....	30,277	88,483
	CHINA, PEOPLE'S REP. (MAINLAND).....	6,570	8,383
	COLOMBIA.....	630,272	413,060
	COSTA RICA.....	1,350	2,971
	DOMINICAN REPUBLIC.....	5,194	13,861
	ECUADOR.....	5,118	6,025
	MEXICO.....	18,388	77,668
	PERU.....	2,590	8,145
	REPUBLIC OF KOREA.....	3,000	12,341
	SPAIN.....	119,268	531,552
	VENEZUELA.....	92,845	83,708
4901990050	TECHNICAL, SCIENTIFIC AND PROFESSIONAL BOOKS NO	87,902	605,014
	CHINA (TAIWAN).....	542	2,168
	COLOMBIA.....	31,168	226,394
	COSTA RICA.....	3,480	26,658
	DOMINICAN REPUBLIC.....	1,587	18,411
	GERMANY.....	2	5,000
	MEXICO.....	9,943	169,988
	SPAIN.....	25,455	113,764
	UNITED KINGDOM OF GT BRITAIN.....	15,725	42,631
4901990060	ART AND PICTORIAL BOOKS VALUED UNDER \$5 EACH NO	4,244	16,723
	DOMINICAN REPUBLIC.....	4,244	16,723
4901990070	HARDBOUND BOOKS, NESOI NO	48,133	211,621
	COLOMBIA.....	190	3,060
	CUBA.....	803	3,998
	MEXICO.....	23,610	112,371
	SPAIN.....	22,355	88,312
	VENEZUELA.....	1,175	3,880
4901990075	RACK SIZE PAPERBOUND BOOKS, NESOI NO	18,260	61,357

TABLE 2 - IMPORTS INTO PUERTO RICO FROM FOREIGN COUNTRIES  
BY COMMODITY AND COUNTRY OF ORIGIN-FISCAL YEAR 2000

COMM-CODE	COMMODITY, COUNTRY AND UNIT OF QUANTITY	QUANTITY	VALUE-\$
	CHILE.....	1,305	6,380
	DOMINICAN REPUBLIC.....	1,128	2,143
	MEXICO.....	11,617	39,316
	SPAIN.....	4,210	13,518
4901990091	PRINTED BOOKS NESOI NOT OVER 4 PAGES EA EXCL COVER NO	200	3,831
	SPAIN.....	200	3,831
4901990092	PRINTED BOOKS NESOI 5-48 PAGES EACH EXCLUDNG COVER NO	414,431	1,159,495
	ARGENTINA.....	27,389	135,034
	CHILE.....	5,000	10,000
	CHINA, PEOPLE'S REP.(MAINLAND).....	151,008	368,083
	COLOMBIA.....	125,741	160,151
	COSTA RICA.....	1,695	17,370
	DOMINICAN REPUBLIC.....	4,540	19,287
	JAPAN.....	11,351	12,070
	MEXICO.....	35,196	321,963
	PANAMA.....	2,204	2,909
	SPAIN.....	50,307	112,628
4901990093	PRINTED BOOKS NESOI 49 OR MORE PAGES EA EXCL COVER NO	2,245,559	6,056,702
	ARGENTINA.....	57,196	298,117
	CHILE.....	287	10,324
	CHINA, PEOPLE'S REP.(MAINLAND).....	12,070	41,539
	COLOMBIA.....	1,176,535	2,536,227
	DOMINICAN REPUBLIC.....	19,040	38,901
	FRANCE.....	915	7,734
	HONG KONG.....	3,000	20,070
	ITALY.....	4,040	11,918
	JAPAN.....	1,694	5,523
	MEXICO.....	175,015	587,646
	PANAMA.....	366	6,874
	PERU.....	10,000	3,250
	SPAIN.....	718,014	2,466,503
	SWITZERLAND.....	210	2,966
	UNITED KINGDOM OF GT BRITAIN.....	299	4,754
	VENEZUELA.....	66,878	14,356
4902901000	NEWSPAPR SUPPLTS PRINTD BY A GRAVURE PROCESS NESOI NO	6,000	7,950
	COLOMBIA.....	6,000	7,950
4902902020	NEWSPAPERS APPEARING LESS THAN FOUR TIMES A WEEK KG	641	4,501
	COLOMBIA.....	641	4,501
4902902040	BUSINESS ETC PERIODICALS, NESOI SINGLE ISSUES TIED NO	296,667	351,213
	ARGENTINA.....	3,300	6,870
	COLOMBIA.....	59,567	76,692
	DOMINICAN REPUBLIC.....	500	3,125
	SPAIN.....	233,300	264,526
4902902060	JOURNALS AND PERIODICALS NESOI SINGLE ISSUES TIED NO	1,506,848	1,927,838
	ARGENTINA.....	19,800	14,865
	CHILE.....	4,500	3,150
	COLOMBIA.....	124,712	86,428
	DOMINICAN REPUBLIC.....	51,875	31,089
	ITALY.....	3,900	6,800
	MEXICO.....	236,209	333,854
	SPAIN.....	1,065,852	1,451,652
4903000000	CHILDREN'S PICTURE, DRAWING OR COLORING BOOKS NO	1,055,474	508,343
	CHILE.....	16,300	2,814
	CHINA, PEOPLE'S REP.(MAINLAND).....	246,292	276,335
	COLOMBIA.....	574,390	150,824
	DOMINICAN REPUBLIC.....	5,592	6,411
	ITALY.....	171,250	10,337
	MEXICO.....	41,650	61,622
4905910000	MAPS, CHARTS, ATLASES ETC NESOI PRINTED, BOOK FORM NO	1,675	21,429
	ARGENTINA.....	1,133	9,475
	CHINA, PEOPLE'S REP.(MAINLAND).....	542	11,954
4907000000	UNUSED POSTAGE; BANKNOTES; CHECK FORMS; STOCK, ETC KG	395	18,188
	MEXICO.....	395	18,188
4909002000	POSTCARDS, PRINTED OR ILLUSTRATED THS	1,214	69,859
	BOLIVIA.....	104	32,526
	SPAIN.....	1,110	37,333
4909004020	GREETING CARDS, PRINTED THS	4,802	909,726
	CANADA.....	130	15,885
	CHILE.....	466	101,091

TABLE 2 - IMPORTS INTO PUERTO RICO FROM FOREIGN COUNTRIES  
BY COMMODITY AND COUNTRY OF ORIGIN-FISCAL YEAR 2000

COMM-CODE	COMMODITY, COUNTRY AND UNIT OF QUANTITY	QUANTITY	VALUE-\$
	CHINA (TAIWAN).....	4	3,560
	CHINA, PEOPLE'S REP. (MAINLAND).....	1,825	113,730
	COLOMBIA.....	909	270,255
	GERMANY.....	333	5,283
	HONG KONG.....	88	11,556
	ITALY.....	14	3,910
	MEXICO.....	842	273,134
	PANAMA.....	1	4,300
	SPAIN.....	65	62,641
	TRINIDAD @ TOBAGO.....	15	21,431
	VENEZUELA.....	110	22,950
4909004040	CARDS, PRINTED, NESOI THS	3,684	203,013
	COLOMBIA.....	518	129,927
	DOMINICAN REPUBLIC.....	1,500	3,945
	ITALY.....	728	27,756
	SPAIN.....	900	30,572
	VENEZUELA.....	38	10,813
4910002000	CALENDARS LITHOGRAPHIC PRINT PAPER/PPRBD NT OV.51M KG	7,163	49,127
	CHINA, PEOPLE'S REP. (MAINLAND).....	6,200	39,000
	MEXICO.....	135	2,426
	NETHERLANDS.....	346	2,041
	SPAIN.....	482	5,660
4910004000	CALENDARS ALL KINDS PRINTED ON PPR/PPRBD OV 0.51MM KG	12,404	33,711
	COLOMBIA.....	2,863	12,091
	HONG KONG.....	9,541	21,620
4910006000	CALENDARS PRINTED, NESOI, INCLUDING CALENDAR BLOCK KG	40,656	205,704
	CHINA (TAIWAN).....	1,488	11,626
	CHINA, PEOPLE'S REP. (MAINLAND).....	10,170	16,836
	COLOMBIA.....	13,701	111,406
	DOMINICAN REPUBLIC.....	90	3,000
	GERMANY.....	11,442	21,142
	ITALY.....	81	2,046
	JAPAN.....	468	4,815
	NETHERLANDS.....	64	9,203
	PHILIPPINES.....	1,423	12,000
	SPAIN.....	1,729	13,630
4911100020	PRINTED CATALOGS OFFERING SALE OF US PRODUCTS NO	17,476	5,693
	COLOMBIA.....	7,876	2,835
	JAPAN.....	9,600	2,858
4911100040	PRINTED CATALOGS ETC TO SELL/RENT FOREIGN PROD/SER NO	63,627	104,827
	COLOMBIA.....	11,000	16,190
	FRANCE.....	43,200	3,888
	JAPAN.....	985	75,905
	SPAIN.....	8,442	8,844
4911100060	TOURIST/OTHER LIT/POSTERS RE TRAVEL ETC OUTSIDE US KG	1,718	15,245
	CANADA.....	1,718	15,245
4911100080	TRADE ADVERTISING MATERIAL, PRINTED, NESOI KG	131,189	262,113
	BELGIUM.....	20,020	10,825
	BRAZIL.....	518	3,000
	CANADA.....	99	2,075
	CHINA, PEOPLE'S REP. (MAINLAND).....	2,444	3,313
	COLOMBIA.....	16,181	52,036
	FRANCE.....	414	5,506
	GERMANY.....	155	6,257
	IRELAND.....	309	5,463
	ITALY.....	912	2,769
	MEXICO.....	1,166	33,522
	NETHERLANDS.....	1,991	23,094
	PERU.....	78,073	30,722
	SPAIN.....	1,315	8,169
	TRINIDAD @ TOBAGO.....	3,031	46,804
	UNITED KINGDOM OF GT BRITAIN.....	782	7,882
	VENEZUELA.....	3,779	20,676
4911912020	LITHOGRAPH POSTERS PRINTED PPR NOV 20YR NT OV.51MM KG	15,031	55,726
	ITALY.....	6,054	10,376
	MEXICO.....	6,413	35,477
	NETHERLANDS.....	294	5,214
	PERU.....	640	2,480
	VENEZUELA.....	1,630	2,179

TABLE 2 - IMPORTS INTO PUERTO RICO FROM FOREIGN COUNTRIES  
BY COMMODITY AND COUNTRY OF ORIGIN-FISCAL YEAR 2000

COMM-CODE	COMMODITY, COUNTRY AND UNIT OF QUANTITY	QUANTITY	VALUE-\$
4911912040	LITHOGRAPHS ON PPR/PPRBD NT OV 0.51MM NT OV 20 YRS KG	39,736	203,021
	BRAZIL.....	4,618	5,246
	CHILE.....	7,733	84,042
	CHINA,PEOPLE'S REP.(MAINLAND).....	2,735	5,529
	FRANCE.....	366	2,403
	ITALY.....	1,490	4,089
	MEXICO.....	887	5,528
	PERU.....	21,907	96,184
4911914020	POSTERS, PRINTED NOT OVER 20 YEARS, NESOI KG	8,101	70,738
	CANADA.....	1,354	4,750
	COLOMBIA.....	662	7,311
	FRANCE.....	1,480	4,830
	REPUBLIC OF KOREA.....	4,066	47,717
	SPAIN.....	348	3,187
	TRINIDAD @ TOBAGO.....	191	2,943
4911914040	PICTURES/DESIGNS/PHOTOGRAPHS NOT OVER 20 YRS NESOI KG	6,675	72,222
	ARGENTINA.....	416	6,618
	CHILE.....	2,640	4,254
	CHINA,PEOPLE'S REP.(MAINLAND).....	1,499	21,216
	COLOMBIA.....	968	7,037
	GERMANY.....	623	20,906
	SPAIN.....	268	7,399
	UNITED KINGDOM OF GT BRITAIN.....	261	4,792
4911998000	PRINTED MATTER, NESOI KG	52,102	581,893
	CHILE.....	166	3,139
	COLOMBIA.....	2,910	26,786
	DOMINICAN REPUBLIC.....	229	3,090
	FRANCE.....	879	13,306
	GERMANY.....	179	7,206
	INDONESIA.....	17,296	21,430
	ITALY.....	3,400	29,218
	JAPAN.....	24,832	430,497
	MEXICO.....	1,998	42,755
	PANAMA.....	80	2,336
	PERU.....	133	2,130
	TEXTILES AND TEXTILES ARTICLES..... TOTAL		311,624,280
	SILK..... TOTAL		594,809
5004000000	SLK YRN OTH THAN SPUN FR SLK WSTE NFOR RETAIL SALE KG	14,032	378,552
	UNITED KINGDOM OF GT BRITAIN.....	14,032	378,552
5007200095	WV FB CONT >=85% WGT SLK/SLK WST N NOIL SILK NESOI M2	16,489	83,021
	INDIA.....	16,489	83,021
5007903090	WOV FAB OF SLK CONT >=85% WGHT SLK/SLK WST, NESOI M2	38,997	133,236
	INDIA.....	38,997	133,236
	WOOL,FINE OR COARSE ANIMAL HAIR; HORSEHAIR YARN AND WOVEN FABRIC..... TOTAL		217,418
5107100000	YARN COMBED WOOL NOT RETAIL SALE > 85% BY WT WOOL KG	7,660	136,440
	ITALY.....	7,660	136,440
5111191000	WOVEN TAPSTY/UPHOLSTY NT < 85% WT WOOL/ANIMAL HAIR M2	10,050	53,245
	MEXICO.....	10,050	53,245
5111196080	N-HND WV FB CRD WL/FAH CON >=85% W/FAH WT >400G/M2 M2	215	16,261
	MEXICO.....	215	16,261
5111209000	WOV FAB CARD MIXED MM FILAMENTS WOOL/AH, NT TPSTRY M2	434	2,258
	MEXICO.....	434	2,258
5112199050	WOV FAB COMB NT<85% WOOL > 270 G/M2 BUT NT >340G/M M2	635	9,214
	UNITED KINGDOM OF GT BRITAIN.....	635	9,214
	COTTON..... TOTAL		1,500,944
5201000500	COTTON, NT CD/CM:STPL LNGTH < 19.05MM: HARSH/ROUGH KG	98,600	145,960
	MEXICO.....	90,930	126,512
	PAKISTAN.....	7,670	19,448
5202995000	COTTON WASTE: NOT GARNETTED STOCK, NESOI KG	32,661	67,753
	MEXICO.....	32,661	67,753
5203003000	COTT, CARDED OR COMBED, FIBERS PROCS NOT SPUN, OTH KG	95	474

TABLE 2 - IMPORTS INTO PUERTO RICO FROM FOREIGN COUNTRIES  
BY COMMODITY AND COUNTRY OF ORIGIN-FISCAL YEAR 2000

COMM-CODE	COMMODITY, COUNTRY AND UNIT OF QUANTITY	QUANTITY	VALUE-\$
	MEXICO.....	95	474
5207100000	COTTON YARN (N SWG THD) RETAIL SALE 85% OR > WT CO KG	8,415	101,153
	BRAZIL.....	7,424	87,268
	MEXICO.....	77	1,417
	PERU.....	914	12,468
5208224020	WV FB CT >85% WGT COT >100 & <=200G/M2 #<44 POP/BR M2	6,874	5,820
	MEXICO.....	6,874	5,820
5208224040	WV FB CT >85% WGT COT >100 & <=200G/M2 #<44 SHEETG M2	17,342	21,766
	CHINA (TAIWAN).....	17,342	21,766
5208224090	WV FB CT >85% WGT COT >100 & <=200G/M2 #43 OR < OTH M2	76,991	37,181
	PAKISTAN.....	76,991	37,181
5208226040	WV FB CT >85% WGT CT >100 & <=200G/M2 #44-68 SHETG M2	88,207	97,224
	MEXICO.....	88,207	97,224
5208228090	WV FB CT >85% WGT COT >100 & <=200G/M2 #>68 BLC OT M2	600	1,130
	FRANCE.....	600	1,130
5208323090	WV FB CT >=85% WGT COT >100 & <=200G/M2 #<=42 CHES M2	65,000	34,865
	PAKISTAN.....	65,000	34,865
5208324040	WV FB CT >=85% WGT COT >100 & <=200G/M2 #43-68 SHT M2	47,693	22,198
	PAKISTAN.....	47,693	22,198
5208514020	WOV FAB COT CON >85% WGT COT <100G/M2 #<42 POP/BRD M2	653	3,219
	FRANCE.....	653	3,219
5208523035	WV FB >=85% CT,>100 & <=200G/M2,#<=42 SHETG,DIS PR M2	2,308	6,295
	SPAIN.....	2,308	6,295
5208523090	WOV FIB COT >=85% WGT COT >100 & <=200 G/M2 #<=42 M2	47,716	34,245
	UNITED KINGDOM OF GT BRITAIN.....	47,716	34,245
5208524065	WV FB >=85% CT,>100 & <=200G/M2,#43-68,PRTC,PR OTH M2	508	1,286
	UNITED KINGDOM OF GT BRITAIN.....	508	1,286
5208525090	WV FB CT >=85% WGT CT >100&<=200G/M2 #>=69 CHEESCL M2	90	360
	ITALY.....	90	360
5208598090	WOV FAB COT CON >85% WGT <200G/M2 >=69 PRINTD OTHR M2	2,026	4,305
	SPAIN.....	2,026	4,305
5209110090	WOV FAB COT 85%> COT >200G/M2 UBLCH PLN WEAVE OTHR M2	637	2,092
	SPAIN.....	637	2,092
5209220020	WOV FAB COT 85%> COT >200G/M2 BLC 3-4 TH TW N NPd M2	10,249	38,326
	HONG KONG.....	10,249	38,326
5209320020	WOV FAB COT 85%> COT >200G/M2 DYE 3-4 TH TW N NPd M2	42,194	68,400
	HONG KONG.....	34,111	48,768
	REPUBLIC OF KOREA.....	8,083	19,632
5209390090	WOVN FAB COT 85%> COT >200G/M2 DYE OTHR FAB NESOI M2	322	1,139
	SPAIN.....	322	1,139
5209420040	WOV FAB COT >=85% COT >360 G/M2 YR DF CL BLUE DENM M2	122,577	234,237
	HONG KONG.....	21,519	42,190
	ITALY.....	607	8,273
	MEXICO.....	100,451	183,774
5209420080	WOVEN FABRIC =>85% COTTON,OTHER DENIM, >360 G/M2 M2	20,785	44,991
	MEXICO.....	20,785	44,991
5209516032	WV FB >=85% CT,>200 G/M2,SHEETING NT NAP,DIS PRNTD M2	1,603	4,523
	UNITED KINGDOM OF GT BRITAIN.....	1,603	4,523
5209516035	WV FB >=85% CT,>200 G/M2,SHEETNG NOT NAP,PRNTD OTH M2	342	1,128
	SPAIN.....	342	1,128
5209516050	W F CT >=85% CT >200 G/M2 PRNTED PL WV O SHET NAPD M2	308	802
	FRANCE.....	308	802
5209516090	W F CT >=85% CT >200G/M2 PRNTED OTH PLN WV DUCK M2	856	1,823
	SPAIN.....	856	1,823
5210398090	WOV FAB COT CON <85% WGT <200G/M2 >=69 DYED OTH M2	1,620	2,113
	SPAIN.....	1,620	2,113
5210514020	WOV FAB COT CON <85% WGT COT <200G/M2 <=42 POP/BRD M2	229	984
	SPAIN.....	229	984
5210516060	W F C <85% C M M/S MMF <=200G/M2 PT P W #43-68 PCL M2	3,913	6,721
	SPAIN.....	3,913	6,721
5210518020	WOV FAB COT CON <85% WGT COT <200G/M2 >=69 POP/BCL M2	280	529
	SPAIN.....	280	529
5210518090	WOV FAB COT CON <85% WGT COT <200G/M2 >=69 PRT OTH M2	1,487	5,156
	SPAIN.....	1,487	5,156
5210594090	WOV COT FAB CON <85% WGT <200G/M2 PRT <=42 OT OXFD M2	260	388
	SPAIN.....	260	388
5210596090	WOV FAB COT CON <85% WGT <200G/M2 43-68 OT OXF CLT M2	4,092	5,194
	SPAIN.....	4,092	5,194
5210598090	WOV FAB COT CON <85% WGT <200G/M2 69&> PRINT NESOI M2	20,003	37,786

TABLE 2 - IMPORTS INTO PUERTO RICO FROM FOREIGN COUNTRIES  
BY COMMODITY AND COUNTRY OF ORIGIN-FISCAL YEAR 2000

COMM-CODE	COMMODITY, COUNTRY AND UNIT OF QUANTITY	QUANTITY	VALUE-\$
	COLOMBIA.....	7,565	18,722
	SPAIN.....	12,438	19,064
5211110090	WOV FAB COT <85% COT >200G/M2 UBLCH PLN WEAVE OTHR M2	145	887
	SPAIN.....	145	887
5211190090	WOVN FAB COT <85% COT >200G/M2 UBL OTHR FAB NESOI M2	2,732	14,117
	SPAIN.....	2,732	14,117
5211290090	WOVN FAB COT <85% COT >200G/M2 BLC OTHR FAB NESOI M2	1,849	2,927
	SPAIN.....	1,849	2,927
5211390090	WOVN FAB COT < 85% COT >200G/M2 DYE OTHR FAB NESOI M2	1,707	13,964
	SPAIN.....	1,707	13,964
5211490020	WOV FAB COT <85% COT MX MMF >200G/M2 OTH FAB: JAC M2	4,540	10,427
	BELGIUM.....	2,556	5,210
	FRANCE.....	1,984	5,217
5211490090	WOV FAB COT <85% COT MX MMF >200G/M2 OT FB NESOI M2	1,810	7,527
	ITALY.....	75	736
	SPAIN.....	1,735	6,791
5211510020	WOV FAB COT <85% COT >200G/M2 PRTD PLN WV POP/BRDC M2	4,507	12,638
	SPAIN.....	4,507	12,638
5211510030	WOV FAB COT <85% COT >200G/M2 PRT PL WV SHT-NT NPD M2	36,231	83,918
	COLOMBIA.....	35,537	81,736
	SPAIN.....	694	2,182
5211510090	WOV FAB COT <85% COT >200G/M2 PRTE PLN WEAVE OTHR M2	21,510	46,740
	SPAIN.....	21,510	46,740
5211520020	WOV FAB COT <85% COT >200G/M2 PRT 3-4 TH TW N NPD M2	894	6,215
	SPAIN.....	894	6,215
5211520040	WOV FAB COT <85% COT >200G/M2 PRT 3-4 THD TWL NAPD M2	942	5,327
	SPAIN.....	942	5,327
5211590090	WOVN FAB COT <85% COT >200G/M2 PRT OTHR FAB NESOI M2	17,602	191,799
	ITALY.....	8,182	145,298
	SPAIN.....	9,420	46,501
5212116090	OTH WOV FAB COT <= 200G/M2 UBLCH <36% W/FAH,NESOI M2	496	1,958
	SPAIN.....	496	1,958
5212236030	OTH WOV FAB COT >200G/M2 DYED CON <36% W/FAH SHEET M2	629	2,832
	SPAIN.....	629	2,832
5212236090	OTH WOV FAB COT > 200G/M2 DYED CON < 36% WOOL/FAH M2	16,457	47,682
	COLOMBIA.....	16,014	44,610
	MEXICO.....	443	3,072
5212256090	OTH WOV FAB COT > 200G/M2 PRINT OTH: OTH - NESOI M2	2,991	10,420
	SPAIN.....	2,991	10,420
	OTHER VEGETABLE TEXTILE FIBERS;PAPER YARN AND WOVEN FABRICS OF PAPER YARN..... TOTAL		235,548
5304100000	SISAL OTHER TEXTILE FIBERS OF THE GENUS AGAVE RAW KG	15,392	17,010
	BRAZIL.....	15,392	17,010
5305190000	COCONUT: TOW, NOILS AND YARN WASTE GARNT STK OTHER KG	318	587
	INDONESIA.....	318	587
5305910000	RAMIE OTHER VEGETABLE FIBERS TOW YN W EX CO AB RAW KG	563	1,687
	VENEZUELA.....	563	1,687
5309110010	WOV FAB OF FLAX CON >=85 FLAX BLCH UBL WID > 127CM M2	3,400	8,971
	UNITED KINGDOM OF GT BRITAIN.....	3,400	8,971
5309110090	WOV FAB OF FLAX CON >=85% FLAX UNBL BL WID <=127CM M2	1,256	11,046
	IRELAND.....	415	2,633
	UNITED KINGDOM OF GT BRITAIN.....	841	8,413
5309190010	WOV FAB OF FLX CON >=85% FLAX NT BL OR UBL W>127CM M2	230	1,528
	UNITED KINGDOM OF GT BRITAIN.....	230	1,528
5309190090	WOV FAB FLAX >=85% FLAX N-BL/UNBL WIDTH <=127CM M2	12,928	105,083
	IRELAND.....	7,901	72,636
	UNITED KINGDOM OF GT BRITAIN.....	5,027	32,447
5310100020	WOV FAB JUTE OTH TEX BAST FIB UBL NT OV 130 CT WD M2	221,286	50,634
	BANGLADESH.....	79,092	11,985
	INDIA.....	142,194	38,649
5310900000	WOV FAB JUTE OTH TEXTILE BAST FIBER EXC UNBL NESOI M2	26,616	24,715
	INDIA.....	26,616	24,715
5311003070	WV FB VEG FB <=17% W/FAH CN CT/MMF MMF RES NESOI M2	125	1,113
	FRANCE.....	125	1,113
5311003090	WV FB VEG FB CN CT/MMF NOT SUB COT/MMF RES NESOI M2	871	10,126
	SPAIN.....	403	1,572
	UNITED KINGDOM OF GT BRITAIN.....	468	8,554



TABLE 2 - IMPORTS INTO PUERTO RICO FROM FOREIGN COUNTRIES  
BY COMMODITY AND COUNTRY OF ORIGIN-FISCAL YEAR 2000

COMM-CODE	COMMODITY, COUNTRY AND UNIT OF QUANTITY	QUANTITY	VALUE-\$
5311004020	WOVEN FABRICS OF VEGETABLE FIBERS; NESOI	M2	425
	UNITED KINGDOM OF GT BRITAIN.....	425	3,048
	MAN-MADE FILAMENTS.....	TOTAL	4,550,946
5401100000	SEWING THREAD SYNTHETIC FILAMENTS, FOR RETAIL SALE	KG	17,877
	CHINA (TAIWAN).....	13,006	198,524
	JAPAN.....	2,269	81,380
	MEXICO.....	1,520	81,165
	THAILAND.....	1,082	11,982
5401200000	SEWING THREAD ARTIFICIAL FILAMENTS FOR RETAIL SALE	KG	892
	MEXICO.....	892	23,997
5402103010	NYLN HIGH TEN MONO/MULTIFLT NT RTL <=5 T <=920 DECI	KG	108
	CHINA (TAIWAN).....	108	762
5402313000	NYLON TEXTURED SINGLE YRN <= 500 DECITEX NT RETAIL	KG	2
	UNITED KINGDOM OF GT BRITAIN.....	2	1,506
5402323000	NYLON TEXTURED SINGLE YARN >500 DECITEX NOT RETAIL	KG	20,114
	SPAIN.....	1	143,063
	UNITED KINGDOM OF GT BRITAIN.....	20,113	995
5402326000	NYLON TEXTURED MULTIPLE YARN >500 DECTEX NT RETAIL	KG	1,822
	GUATEMALA.....	1,822	142,068
5402431020	POLY ,75<DECITEX<80, UNTWST/TWST <=5 TURN / METER	KG	3,266
	SPAIN.....	3,266	817
5402439040	POLY MULTIFLMNT WITH TWST >=5<=50 TURNS PER METER	KG	1,112
	SPAIN.....	1,112	22,129
5404108005	SYN MNFIL >=67DEC X-SEC DIM >1MM STRP WD <=5MM	KG	2,659
	CANADA.....	2,659	22,129
5404108080	SYN MNFIL >=67 DEC N-X SEC DIM >1MM ST W <=5MM OTH	KG	10,597
	GERMANY.....	10,597	7,386
5404900000	SYNTHETIC STRIP WIDTH <=5MM OTH THAN MONOFILAMENTS	KG	649
	CANADA.....	649	7,386
5406100040	SYNTHETIC FILAMENT YARN POLYESTER, FOR RETAIL SALE	KG	85
	MEXICO.....	85	44,569
5406200000	ARTIFICIAL FILAMENT YARN PUT UP FOR RETAIL SALE	KG	91
	MEXICO.....	91	44,569
5407100010	WOV FAB SYN FIL YRN HI TEN OF NYL,POLY WT<=170G/M2	M2	230,237
	GUATEMALA.....	230,237	1,813,219
5407100090	WV FB HG TNCY YRN YRN OF NYL OR OT PLYAD, >170G/M2	M2	302
	GUATEMALA.....	302	12,799
5407420030	NYL/PLYADM FB >=85% FIL NYL/O P DYD WGT <=170 G/M2	M2	25,315
	JAPAN.....	25,315	12,799
5407440030	WOV FAB >=85% NYL/POLYAMDS PRINT WEIGHT <=170 G/M2	M2	1,128
	SPAIN.....	1,128	2,093
5407522020	WOV FABS CONT >=85% POLY DYED WGT <=170G/M2 FLAT F	M2	275,041
	CHINA (TAIWAN).....	44,404	2,966
	COLOMBIA.....	81,932	2,966
	JAPAN.....	148,705	2,966
5407522040	WOV FB SYN FIL YN CON >=85% POLY DYED WGT <=170GM2	M2	944,900
	COLOMBIA.....	702,232	181,904
	GUATEMALA.....	187,347	1,741
	JAPAN.....	55,044	1,741
	SPAIN.....	277	23,924
5407522060	WOV FAB SYNTH FIL YN CONT >=85% POLY DYED >170G/M2	M2	170,441
	CHINA (TAIWAN).....	90,938	2,750
	COLOMBIA.....	79,280	2,750
	SPAIN.....	223	218,141
5407532020	WV FB SYN FL YN CON>=85% POLY YN OF DIF CL<=170GM2	M2	42,627
	COLOMBIA.....	42,627	51,339
5407532040	WOV FAB SYN >=85% POLY YNS OF DIF COL WT<=170 G/M2	M2	77,331
	COLOMBIA.....	77,331	80,965
5407532060	WV FB CONT >=85% POLY YNS OF DIF COL WGT >170 G/M2	M2	20,537
	CHINA (TAIWAN).....	13,747	85,837
	COLOMBIA.....	5,913	924,029
	SPAIN.....	877	681,206
5407540040	WOV FAB CON>=85% POLY PRNTD <=170 G/M2 EXC FLAT FB	M2	938
	UNITED KINGDOM OF GT BRITAIN.....	938	175,827
5407540060	WOV FAB CON >=85% WTPOLY PRNTD WEIGHING >170 G/M2	M2	12,471
	COLOMBIA.....	10,862	66,490
	SPAIN.....	1,128	506

TABLE 2 - IMPORTS INTO PUERTO RICO FROM FOREIGN COUNTRIES  
BY COMMODITY AND COUNTRY OF ORIGIN-FISCAL YEAR 2000

COMM-CODE	COMMODITY, COUNTRY AND UNIT OF QUANTITY	QUANTITY	VALUE-\$
	UNITED KINGDOM OF GT BRITAIN.....	481	1,076
5407611900	WV FB >=85% NON-TEX PLY DYD THD CT >69<=142 WARP M2	1,098	2,349
	COLOMBIA.....	1,098	2,349
5407612900	WOV FAB CON >=85% WT NON-TEX POLY YNS OF DIF COLOR M2	312	353
	ARGENTINA.....	312	353
5407619100	OTH WOVS FAB, 75>DECITEX>80, >24 FLAMTS, >=900 TRNS M2	644	2,671
	ARGENTINA.....	644	2,671
5407619925	POLYESTER NON-TEX DYED WT NT >170G/M2 FLAT FABRICS M2	74,329	87,063
	ARGENTINA.....	943	3,259
	COLOMBIA.....	73,386	83,804
5407619930	WOV FAB CON >=85% NON-TEX POLY DYED WT <=170G/M2OT M2	47,921	50,165
	JAPAN.....	47,921	50,165
5407619945	POLY N-TX YNS OF DIF COL WT <=170 G/M2 FLAT FAB M2	35,647	45,725
	COLOMBIA.....	35,647	45,725
5407619950	WOV FAB CON>=85% N-TX POLY YNS OF DIF COL<=170G/M2 M2	114,209	124,563
	GUATEMALA.....	113,809	123,600
	SPAIN.....	400	963
5407619955	POLYESTER NON-TEX FAB YNS OF DIF COL WT > 170 G/M2 M2	12,960	19,747
	COLOMBIA.....	12,565	18,880
	SPAIN.....	395	867
5407619970	WOV FAB CON>=85% NON-TEX POLY PRINT<=170G/M2 EX FL M2	1,302	1,049
	COLOMBIA.....	1,302	1,049
5407619975	WOV FAB CON>=85% NON-TEX POLY PRINT WGTING>170G/M2 M2	405	1,039
	COLOMBIA.....	405	1,039
5407740060	WOV FAB CON >=85% SYNTH FIL PRNTD WGTING >170G/M2 M2	1,735	1,548
	SPAIN.....	1,735	1,548
5407810090	WOV FAB CON <85% SYNTH FIL MIX W COT UNBL/BL OTHER M2	1,030	7,019
	SPAIN.....	1,030	7,019
5407820090	WOV FAB CONT < 85% SYN FIL MIX WITH COT DYED OTHER M2	19,087	39,437
	COLOMBIA.....	5,554	7,106
	GERMANY.....	225	746
	REPUBLIC OF KOREA.....	13,121	30,843
	SPAIN.....	187	742
5407830030	WOV FAB CON<85% SYN FIL MIX W COT YNS DIF COL PRCL M2	4,630	10,395
	SPAIN.....	4,630	10,395
5407830090	WOV FAB CON<85% SYN FIL MX W/COT YNS OF DIF COL OT M2	3,955	8,312
	ITALY.....	134	1,686
	SPAIN.....	3,821	6,626
5407840010	WOV FAB CON<85% SYN FIL MIX W/COT PRINT POP/BR CL M2	18,654	13,570
	ARGENTINA.....	18,654	13,570
5407840030	WOV FAB CON <85% SYN FIL MIX W/COT PRINTD PRINTCLH M2	233,336	86,498
	FRANCE.....	30	256
	PAKISTAN.....	232,843	83,168
	SPAIN.....	463	3,074
5407840090	WOV FAB CON <85% SYN FIL MIX WITH COT PRINTD OTHER M2	2,538	7,542
	SPAIN.....	2,538	7,542
5407920520	WOV FAB OF SYN FIL YN CON >=36% BY WT WFAH COMBED M2	162	1,853
	UNITED KINGDOM OF GT BRITAIN.....	162	1,853
5407921010	WOV FAB OF SYN FIL YN CON <36% WOOL/FAH NOT COMBED M2	3,830	5,521
	UNITED KINGDOM OF GT BRITAIN.....	3,830	5,521
5407922010	WOV FAB OF SYN FIL MIXED WITH ART FIL OR METLZD YN M2	602	2,396
	ARGENTINA.....	602	2,396
5407922090	WOV FAB SYN FIL YARN DYED NESOI OTHER TYPE FABRICS M2	927	3,741
	ARGENTINA.....	927	3,741
5407932010	WOV FAB SYN FIL YN DIF COL MIX W ART FIL/METLZD YN M2	24,040	26,192
	JAPAN.....	24,040	26,192
5407932090	WOV FAB OF SYN FIL YARN: YNS DIF COL NESOI OTH FAB M2	238	559
	ARGENTINA.....	238	559
5408210060	WV FB ART FIL YN CON>=85% ART FIL OR STRP >170G/M2 M2	4,626	12,742
	COLOMBIA.....	1,304	4,550
	MEXICO.....	2,879	6,572
	PANAMA.....	443	1,620
5408339010	WV FB ART FIL YN, YN DF CL; MXD SYN FIL/METALZD YN M2	2,909	9,723
	JAPAN.....	2,909	9,723
5408349095	WOV FAB OF ART FIL YARN PRINTED NESOI OTH TYPE FAB M2	1,175	2,560
	GERMANY.....	1,175	2,560
	MAN-MADE STAPLE FIBERS..... TOTAL		1,914,662

TABLE 2 - IMPORTS INTO PUERTO RICO FROM FOREIGN COUNTRIES  
BY COMMODITY AND COUNTRY OF ORIGIN-FISCAL YEAR 2000

COMM-CODE	COMMODITY, COUNTRY AND UNIT OF QUANTITY	QUANTITY	VALUE-\$
5506300000	SYN STP FIB CRD CMB OR PRCD SPNG ACRYLIC/MDACRYLC KG	69,960	298,755
	COSTA RICA.....	69,960	298,755
5508100000	SEW THD MMF STPL FIB WTH NT RETAIL SALE SYN STP FB KG	22,512	156,557
	CHINA (TAIWAN).....	21,362	137,283
	MEXICO.....	488	4,602
	THAILAND.....	662	14,672
5511100030	YRN N SWG TH MMF ST FB RT SL SYN S F >=85% AC/MAC KG	8,545	45,360
	MEXICO.....	8,545	45,360
5511200000	YRN N SWG TH MMF ST FB RT SL SYN S F <85% WGT FIB KG	1,781	15,887
	MEXICO.....	1,781	15,887
5512190090	WOV FB SYN S F >=85% SYN >=85% PL ST FB OTH NESOI M2	4,769	10,409
	ARGENTINA.....	389	1,821
	ITALY.....	480	6,963
	SPAIN.....	3,900	1,625
5512290005	WV FB SYN ST F >=85% SYN >=85% A/M Y D C EX BD/J W M2	11,462	41,983
	ARGENTINA.....	11,462	41,983
5512290090	WOV FB SYN S F >=85% SYN >=85% ACR/MACR OTH NESOI M2	32,940	109,431
	ARGENTINA.....	5,208	13,399
	SPAIN.....	27,732	96,032
5513110020	WOV FB SYN S F <85% MX CT <=170G/M2 UB/BL P PW P/B M2	9,251	4,567
	THAILAND.....	9,251	4,567
5513110060	WOV FB SYN S F <85% MX CT <=170G/M2 UB/BL P PW PRT M2	86,087	36,078
	PAKISTAN.....	86,087	36,078
5513120000	WOV FB SYN S F <85% MX CT <=170G/M2 UB/BL 3-4 T TW M2	335	828
	SPAIN.....	335	828
5513210020	WOV FB SYN S F <85% MX CT <=170G/M2 DYED PY PW P/B M2	201,998	140,294
	CHINA,PEOPLE'S REP.(MAINLAND).....	176,978	126,394
	SPAIN.....	1,085	1,669
	THAILAND.....	23,935	12,231
5513210040	WOV FB SYN S F <85% MY CT <=170G/M2 DYED PY PW SHT M2	33,700	20,777
	COSTA RICA.....	24,892	16,849
	THAILAND.....	8,808	3,928
5513210060	WOV FB SYN S F <85% MX CT <=170G/M2 DYED PY PW PRT M2	55,328	48,257
	COSTA RICA.....	55,328	48,257
5513210090	WOV FB SYN S F <85% MY CT <=170G/M2 DYED PY CHSCLH M2	270	396
	SPAIN.....	270	396
5513310000	WV FB SYN S F <85% MX CT <=170G/M2 YDF PY ST FB PW M2	51,505	65,670
	COLOMBIA.....	51,247	65,312
	SPAIN.....	258	358
5513410020	WOV FB SYN S F <85% MX CT <=170G/M2 PRNTD P PW P/B M2	106,925	54,202
	THAILAND.....	106,925	54,202
5513410060	WOV FB SYN S F <85% MX CT <=170G/M2 PRNTD P PW PRT M2	1,489,466	664,557
	COLOMBIA.....	7,968	13,147
	PAKISTAN.....	1,481,330	650,690
	SPAIN.....	168	720
5513410090	WOV FB SYN S F <85% MX CT <=170G/M2 PRNTD P PW OTH M2	7,818	11,194
	FRANCE.....	3,696	5,281
	SPAIN.....	4,122	5,913
5513430090	WV FB SYN S F <85% MX CT <=170G/M2 PRNTD P O NESOI M2	609	609
	SPAIN.....	609	609
5514130090	WV FB SYN SF <85% MX CT >170G/M2 UB/BL OWFPSF OTHR M2	359	1,007
	SPAIN.....	359	1,007
5514210020	WV FB SYN SF <85% MX CT >170G/M2 DYED PLY PW PL/BC M2	37,041	48,773
	COSTA RICA.....	37,041	48,773
5514210030	W FB SYN SF <85% MX CT >170G/M2 DYED PLY PW SH N N M2	361	1,737
	SPAIN.....	361	1,737
5514230090	WV FB SYN SF <85% MX CT >170G/M2 DYED OWFPSF OTHR M2	3,903	21,556
	SPAIN.....	3,903	21,556
5514290090	WV FB SYN SF <85% MX CT >170G/M2 DYED OWF NESOI M2	122	338
	SPAIN.....	122	338
5514330010	WV FB SY SF <85% M C >170G/M2 YDC OWFPSF JACQ WV M2	603	2,721
	SPAIN.....	603	2,721
5514410090	WV FB SY SF <85% MX CT >170G/M2 PRNTD OTH 1 PW DCK M2	9,931	22,669
	SPAIN.....	9,931	22,669
5514430090	WV FB SYN SF <85% MX CT >170G/M2 PRNTD OWFPSF OTHR M2	1,334	13,800
	SPAIN.....	1,334	13,800
5514490090	WV FB SYN SF <85% MX CT >170G/M2 PRNTD OWF NESOI M2	685	3,047
	SPAIN.....	685	3,047
5515120030	OTH WOV FAB SYN PLY ST FB M MMF FIL PRINTCLOTH M2	2,776	5,564

TABLE 2 - IMPORTS INTO PUERTO RICO FROM FOREIGN COUNTRIES  
BY COMMODITY AND COUNTRY OF ORIGIN-FISCAL YEAR 2000

COMM-CODE	COMMODITY, COUNTRY AND UNIT OF QUANTITY	QUANTITY	VALUE-\$
	SPAIN.....	401	833
	UNITED KINGDOM OF GT BRITAIN.....	2,375	4,731
5515120090	OTH WOV FAB SYN POLY STP FB MIXED MMF FIL OT-NESOI M2	1,916	6,142
	ARGENTINA.....	1,784	5,878
	UNITED KINGDOM OF GT BRITAIN.....	132	264
5515130520	OT WOV FB SYN PLY ST FB M WFAH >=36% WL/FAH COMBED M2	701	3,593
	VENEZUELA.....	701	3,593
5515190090	OTH WOV FAB SYN PLY STP FIBER OTHER ST FB OT-NESOI M2	210	1,090
	ITALY.....	8	380
	SPAIN.....	202	710
5515210090	OTH WOV FAB SYN ACR/MAC SF MX M/S MNM FIL OT-NESOI M2	465	6,131
	GERMANY.....	465	6,131
5515990040	OTH WOV FABRIC OF SYNTHETIC STP FIB OT SAT/TWIL WV M2	4,703	6,604
	COLOMBIA.....	4,703	6,604
5516110090	WOV FAB >=85% BY WGT ARTIF STP FIB UB/BL OTH-NESOI M2	392	1,610
	SPAIN.....	392	1,610
5516120090	WOV FAB >=85% BY WGT ARTIF STP FIB DYED OTH-NESOI M2	16,423	36,890
	SPAIN.....	16,423	36,890
5516230090	WOV FAB <85% WGT ART S F M MNM FILMT YDF OTH NESOI M2	2,166	3,047
	SPAIN.....	2,166	3,047
5516240095	WOV FAB <85% WGT ART S F M MNM FIL PRNTD OTH NESOI M2	516	1,932
	SPAIN.....	516	1,932
5516920090	WOVEN FABRICS ARTIF STAPLE FIBER OTHR NESOI M2	34	600
	SPAIN.....	34	600
	WADDING,FELT AND NONWOVENS;SPECIAL YARNS;TWINE,CORDAGE,ROPES AND CABLES AND ARTICLES THEREOF..... TOTAL	1,456,896	17,080,232
5601101000	SANITARY TOWELS/TAMPONS DIAPERS SMLR ART OF COTTON KG	6,811	36,233
	MEXICO.....	6,811	36,233
5601102000	SANTI TOWELS/TAMPONS DIAPERS SMLR ART TEX EX COTN KG	28	776
	NICARAGUA.....	28	776
5601210090	ARTICLES OF WADDING NESOI OF COTTON KG	31,120	77,386
	REPUBLIC OF KOREA.....	31,120	77,386
5602101000	LAM NEEDLELOOM FELTS & STICH-BONDED FIBER FABRICS KG	17,520	14,564
	BRAZIL.....	17,520	14,564
5602109090	NEEDLELOOM FELTS AND STITCH-BONDED FIBER FAB NESOI KG	316,769	231,046
	BRAZIL.....	316,769	231,046
5602210000	FELTNOT IMPREG COAT COVER OR LAMIN OF WOOL OR FAH KG	38	583
	COLOMBIA.....	38	583
5602906000	FELT NOT LAMINATED NESOI OF MANMADE FIBER KG	201	259
	ITALY.....	201	259
5603110010	NON-WOV,MM,OTH TN FLR COV/LAM;IMIT SUEDE,<=25 G/M2 KG	640	11,587
	JAPAN.....	640	11,587
5603110090	OTH NONWOV, MANMADE, NT IMPREG/COATED, <= 25 G/M2 KG	497,043	1,421,049
	GERMANY.....	6,281	139,947
	ISRAEL.....	484,289	1,160,215
	JAPAN.....	4,556	116,295
	VENEZUELA.....	1,917	4,592
5603120090	OTH NONWOV,MANMADE,NT IMP/COATED, >25 & <= 70 G/M2 KG	27,631	100,438
	GERMANY.....	2,402	41,115
	MEXICO.....	5,735	10,504
	UNITED KINGDOM OF GT BRITAIN.....	66	1,008
	VENEZUELA.....	19,428	47,811
5603130090	OTH NONWOV,MANMADE,NT IMP/COATED,>70 & <= 150 G/M2 KG	46,846	349,953
	DOMINICAN REPUBLIC.....	852	13,588
	GERMANY.....	147	2,365
	MEXICO.....	9,135	42,853
	UNITED KINGDOM OF GT BRITAIN.....	15,469	235,965
	VENEZUELA.....	21,243	55,182
5603149090	OTH NONWOV, MANMADE, NT IMPREG/COATED, > 150 G/M2 KG	145	1,259
	SPAIN.....	145	1,259
5603910090	OTH NONWOV,NT MANMADE, NT IMPREG/COATED, <= 25 G/M KG	265	4,661
	JAPAN.....	265	4,661
5603920090	OTH NONWOV, NT MM,NT IMP/COATED, >25 & <= 70 G/M2 KG	1,066	13,658
	JAPAN.....	1,066	13,658
5605001000	MTL CTD/LMNTD FIL/STRP UNGIMP/UNTWST OR TWST <5 MT KG	10,582	136,433
	CHINA (TAIWAN).....	3,128	30,606

TABLE 2 - IMPORTS INTO PUERTO RICO FROM FOREIGN COUNTRIES  
BY COMMODITY AND COUNTRY OF ORIGIN-FISCAL YEAR 2000

COMM-CODE	COMMODITY, COUNTRY AND UNIT OF QUANTITY	QUANTITY	VALUE-\$
	MEXICO.....	2,409	26,757
	VENEZUELA.....	5,045	79,070
5605009000	OT METALIZED YRN, BEING TEX YRN COMB W METAL KG	1,243	18,470
	CHINA (TAIWAN).....	36	825
	VENEZUELA.....	1,207	17,645
5607290000	TWINE CORD ETC EX BINDER OR BALER OF SISAL FIBERS KG	23,226	19,230
	BRAZIL.....	22,680	18,000
	CANADA.....	546	1,230
5607491500	TWINE POLYETHYLENE NESOI NT BRAID <4.8MM DIA NESOI KG	10,307	6,172
	GUATEMALA.....	8,849	4,007
	MEXICO.....	1,458	2,165
5607492500	TWINE POLYETHYLENE NESOI NT BRAID/PLAITED, NESOI KG	160,849	183,329
	ECUADOR.....	11,906	18,734
	GUATEMALA.....	94,056	75,554
	MEXICO.....	54,887	89,041
5607493000	CORDAGE ETC OF POYLETHYLENE/POLYPROPLENE NESOI KG	65,978	96,982
	GUATEMALA.....	10,743	8,860
	VENEZUELA.....	55,235	88,122
5607503500	TWINE, CORD ETC OF OTH SYN FIBER NT BRAID OR PLAIT KG	313	1,913
	CHINA (TAIWAN).....	30	983
	GUATEMALA.....	283	930
5607504000	TWINE, CORDAGE, ETC OF OTH SYNTHETIC FIBERS, NESOI KG	5,845	9,987
	CANADA.....	50	971
	DOMINICAN REPUBLIC.....	1	1,050
	GUATEMALA.....	5,794	7,966
5607902000	TWINE CORDAGE ROPE BRAIDED OF TEXTILE FIBERS NESOI KG	111,841	254,101
	DOMINICAN REPUBLIC.....	619	58,946
	HONDURAS.....	111,093	150,709
	MEXICO.....	24	412
	UNITED KINGDOM OF GT BRITAIN.....	105	44,034
5608192090	KNOTTED NETTING OF TWINE NESOI OF MANMADE TEXT MAT KG	957	12,944
	COSTA RICA.....	957	12,944
5608902300	HAMMOCKS OF KNOT NETTING OF TWINE, CORDAGE; COTTON KG	18,866	72,869
	COSTA RICA.....	662	2,250
	ECUADOR.....	997	1,735
	EL SALVADOR.....	2,535	6,534
	GUATEMALA.....	310	974
	INDIA.....	250	500
	NICARAGUA.....	14,035	60,330
	VENEZUELA.....	77	546
5608903000	KNOTTED NETTING OF TWINE NESOI OF TEXTILE MATL EXC KG	3,667	11,646
	CHINA (TAIWAN).....	1,441	5,729
	ECUADOR.....	1,601	4,129
	EL SALVADOR.....	600	500
	FRANCE.....	25	1,288
5609001000	ART O YRN, STRIP, TWINE, CORD, ROPE, CABLE NES COT KG	631	2,940
	NICARAGUA.....	631	2,940
5609003000	ART OF YARN, STRIP, ETC, NES OF MANMADE FIBERS KG	65,369	9,737,028
	CHINA (TAIWAN).....	408	1,168
	DOMINICAN REPUBLIC.....	64,492	9,735,562
	GUATEMALA.....	469	298
5609004000	ARTICLE OF YARN, STRIP, TWN, NES, TEXT MATL NESII KG	31,099	4,252,736
	DOMINICAN REPUBLIC.....	30,982	4,177,870
	UNITED KINGDOM OF GT BRITAIN.....	117	74,866
	CARPETS AND OTHER TEXTILE		
	FLOOR COVERINGS..... TOTAL	105,573	1,037,329
5701101300	TEX CARPT, HND-KNTD ALPACA ETC PILE CERT HND-LM FL M2	9	844
	MOROCCO.....	9	844
5701104000	TEXT FLOOR COVERING, HAND-HOOKED/KNOTTED, WOOL/FAH M2	4,019	187,917
	INDIA.....	3,377	179,930
	PAKISTAN.....	642	7,987
5701109000	TEXTILE CARPETING, KNOTTED, WOOL/FAH NESOI M2	673	21,625
	MOROCCO.....	6	540
	PAKISTAN.....	504	13,078
	TURKEY.....	163	8,007
5701901010	TEXTILE CARPETING, HAND-KNOTTED PILE EXC WOOL M2	61	14,564
	INDIA.....	61	14,564

TABLE 2 - IMPORTS INTO PUERTO RICO FROM FOREIGN COUNTRIES  
BY COMMODITY AND COUNTRY OF ORIGIN-FISCAL YEAR 2000

COMM-CODE	COMMODITY, COUNTRY AND UNIT OF QUANTITY	QUANTITY	VALUE-\$
5702109010	TEXTILE CARPETS, WOVEN KELAM ETC WOOL N CERT M2	483	27,649
	INDIA.....	24	660
	ITALY.....	98	2,240
	TURKEY.....	361	24,749
5702109020	TEXTILE CARPETS, WOVEN KELAM ETC COTTON N CERT M2	561	4,349
	INDIA.....	561	4,349
5702109030	TEXTILE CARPETS, WOVEN KELAM ETC MMF N CERT M2	871	8,733
	CHINA (TAIWAN).....	871	8,733
5702202000	TEXTILE CARPETS, WOVEN, COIR FIBER WITHOUT PILE M2	163	2,761
	SPAIN.....	163	2,761
5702312000	TEXTILE CARPETS, WOV WOOL PILE, NOT MADE UP NESOI M2	566	9,555
	UNITED KINGDOM OF GT BRITAIN.....	566	9,555
5702322000	TEXTILE CARPETS, WOV MANMADE PILE, N MADE UP NESOI M2	9,585	29,040
	CHINA, PEOPLE'S REP. (MAINLAND).....	9,585	29,040
5702412000	TEXTILE CARPETS, WOVEN WOOL PILE NESOI, MADE UP M2	5	623
	MOROCCO.....	5	623
5702422080	CARPETS & FLR CVRNG MMF PILE, MADE-UP NESOI WOVEN M2	5,633	32,361
	JORDAN.....	5,633	32,361
5702514000	TEXTILE CARPETS, WOV NO PILE, WOOL NESOI, NOT MADE M2	3,600	146,969
	UNITED KINGDOM OF GT BRITAIN.....	3,600	146,969
5702912000	TEXTILE CARPETS, WOV NO PILE, WOOL CER H-LM MADEUP M2	4	600
	MOROCCO.....	4	600
5702920090	TEXTILE CARPETS, WOV NO PILE, MMF, MADE UP M2	461	8,188
	BELGIUM.....	434	4,819
	SPAIN.....	27	3,369
5702991090	TEXTILE CARPETS WOV NO PILE COT MADE UP M2	233	13,541
	SINGAPORE.....	233	13,541
5702992000	TEXTILE CARPETS, WOV NO PILE, TEX NESOI, MADE UP M2	102	2,412
	SWEDEN.....	102	2,412
5703100020	TEXT CARPETS, TUFTED, OF WOOL OR FAH, HAND-HOOKED M2	279	5,053
	FRANCE.....	268	3,861
	THAILAND.....	11	1,192
5703100080	TEXT CARPETS, TUFTED, OF WOOL OR FAH, NT HAND-HOOKED M2	9,786	309,232
	FRANCE.....	8	732
	HONG KONG.....	950	60,409
	JAPAN.....	8,828	248,091
5703202010	TX CRPT TFTD NYL ETC, <= 5.25M2 IN AREA N HAND-HKD M2	902	16,031
	JAPAN.....	31	4,211
	REPUBLIC OF KOREA.....	871	11,820
5703202090	TEXTILE CARPETS TUFTED NYLON ETC OTHER M2	2,554	69,659
	BELGIUM.....	1,838	36,446
	IRELAND.....	483	23,100
	JAPAN.....	233	10,113
5703900000	TEXTILE CARPETS, TUFTED, TEXTILE MATERIALS NESOI M2	13,733	29,259
	BELGIUM.....	13,733	29,259
5704900090	TEXTILE CARPET TILES FELT, NOT TUFTED ETC, NESOI M2	50,635	85,231
	BELGIUM.....	50,635	85,231
5705002020	TEXTILE CARPETS NESOI, OF COTTON M2	33	1,818
	SPAIN.....	33	1,818
5705002030	TEXTILE CARPETS NESOI, OF MANMADE FIBER M2	622	9,315
	CHINA (TAIWAN).....	428	3,062
	COLOMBIA.....	110	756
	JAPAN.....	49	4,631
	SINGAPORE.....	35	866
	SPECIAL WOVEN FABRICS; TUFTED TEXTILE FABRICS; LACE; TAPESTRIES; TRIMMINGS; EMBROIDERY..... TOTAL		1,727,686
5801260020	WOVEN PILE AND CHENILLE FABRICS, NESOI M2	270	3,200
	GERMANY.....	270	3,200
5801350020	WOV PILE & CHENLE WARP PILE FAB CUT, <=271 G/M2 M2	3,349	13,504
	BELGIUM.....	786	4,800
	REPUBLIC OF KOREA.....	2,563	8,704
5804101000	TULLES & OTH NET FAB OF COTTON OR MAN-MADE FIBERS KG	383	3,200
	MEXICO.....	383	3,200
5804210000	LACE IN PCE, STRIP, MOTIF MECHANICAL MADE MMF KG	19,885	180,010
	COLOMBIA.....	3,111	44,972
	DENMARK.....	55	4,294

TABLE 2 - IMPORTS INTO PUERTO RICO FROM FOREIGN COUNTRIES  
BY COMMODITY AND COUNTRY OF ORIGIN-FISCAL YEAR 2000

COMM-CODE	COMMODITY, COUNTRY AND UNIT OF QUANTITY	QUANTITY	VALUE-\$
	MEXICO.....	16,688	128,113
	SPAIN.....	31	2,631
5804291000	MECH MDE LACE COT LACE IN PIECE, STRIP, MOTIFS KG	1,504	115,716
	SPAIN.....	1,504	115,716
5806200010	OTH NAR WOV FAB =>5% ELAST YRN/RUBBER THRD, OTHER KG	40	856
	CHINA,PEOPLE'S REP.(MAINLAND).....	40	856
5806200090	OTHER NARROW WOVEN FABRICS >= 5% RUBBER THREADS KG	892	9,790
	BELGIUM.....	142	8,290
	DOMINICAN REPUBLIC.....	750	1,500
5806310000	NARROW WOVEN FABRICS, NESOI, OF COTTON KG	464	11,272
	CHINA (TAIWAN).....	72	4,675
	ITALY.....	114	3,287
	MEXICO.....	278	3,310
5806321090	RIBBONS OF NARROW WOVEN FABRICS: MAN-MADE FIBERS KG	29,169	563,147
	BRAZIL.....	182	4,975
	CHINA (TAIWAN).....	8,535	289,634
	COLOMBIA.....	3,455	39,390
	MEXICO.....	10,733	117,723
	VENEZUELA.....	6,264	111,425
5806322000	NARROW WOVEN FABRICS OF MANMADE FIBER, NESOI KG	12,211	205,546
	CHINA (TAIWAN).....	2,129	29,159
	COLOMBIA.....	510	7,939
	ITALY.....	632	20,255
	VENEZUELA.....	8,940	148,193
5806392000	NAR WOV FAB OTH TEX MAT VEGETABLE FIBER EXC COTTON KG	35	894
	CHINA (TAIWAN).....	35	894
5806393020	NARROW WOVEN FABRICS EX LABELS ETC OF METALIZED YN KG	7,143	307,227
	CHINA (TAIWAN).....	7,143	307,227
5806400000	NAR FAB WARP W/O WEFT ASSEMBLED WITH AN ADHESIVE KG	24	1,185
	FRANCE.....	3	654
	UNITED KINGDOM OF GT BRITAIN.....	21	531
5807102020	WOVEN BADGE, SIMI ART TEX MAT NOT EMBROID MMF KG	1,516	32,841
	CHINA,PEOPLE'S REP.(MAINLAND).....	150	990
	DOMINICAN REPUBLIC.....	521	8,040
	MEXICO.....	845	23,811
5807900520	LABELS, NON-WOVEN, NOT EMBROIDERED,MAN-MADE FIBERS KG	126	11,510
	COLOMBIA.....	126	11,510
5808104000	BRAIDS IN PCE SUIT MKG/ORN HDWR OF COTTON OR MMF KG	10,678	87,025
	CHINA (TAIWAN).....	766	14,168
	ITALY.....	59	3,976
	MEXICO.....	581	9,814
	REP. OF SOUTH AFRICA.....	97	4,556
	SPAIN.....	110	7,412
	THAILAND.....	9,065	47,099
5808107000	BRAIDS IN THE PIECE, NESOI, OF COTTON OR MANAMDE KG	1,783	25,066
	MEXICO.....	263	5,135
	REP. OF SOUTH AFRICA.....	134	4,567
	VENEZUELA.....	1,386	15,364
5808900010	ORN TRIM IN PCE, W/O EMBROID, OTH KNT OF COT/MMF KG	1,973	42,552
	CANADA.....	71	443
	FRANCE.....	61	4,461
	MEXICO.....	1,083	22,017
	REP. OF SOUTH AFRICA.....	101	3,404
	VENEZUELA.....	657	12,227
5808900090	ORN TRIM IN PCE W/O EMBROID, OTH KNIT NESOI, NESOI KG	1,153	16,532
	VENEZUELA.....	1,153	16,532
5809000000	WOVEN FABRICS OF METAL THREAD & METALIZED YARN NEC M2	13,649	24,100
	CHINA (TAIWAN).....	2,193	7,162
	INDIA.....	487	2,188
	JAPAN.....	9,408	9,591
	VENEZUELA.....	1,561	5,159
5810100000	EMBROID IN PCE, STRIPS, MOTIFS W/O VISABLE GROUND KG	230	13,364
	VENEZUELA.....	230	13,364
5810910020	EMB IN PCE STRIPS MOTIFS COT W VSB GRND <=200 G/M2 KG	794	42,023
	VENEZUELA.....	794	42,023
5810921000	BADGES/EMBLEMS/MOTIFS, MAN-MADE,OTH EMBROD,VIS GRD KG	94	3,297
	VENEZUELA.....	94	3,297
5810929080	EMBRDRY OF MMF OT THAN GRD <100G/M2 & WIDTH >225CM KG	142	13,829
	VENEZUELA.....	142	13,829

TABLE 2 - IMPORTS INTO PUERTO RICO FROM FOREIGN COUNTRIES  
BY COMMODITY AND COUNTRY OF ORIGIN-FISCAL YEAR 2000

COMM-CODE	COMMODITY, COUNTRY AND UNIT OF QUANTITY	QUANTITY	VALUE-\$
	IMPREGNATED, COATED, COVERED OR LAMINATED TEXTILE FABRICS; TEXTILE ARTICLES OF A KIND SUITABLE FOR INDUSTRIAL USE..... TOTAL		2,013,686
5903101000	TEXTILE FABRICS NESOI COATED ETC WITH PVC, COTTON M2	36,084	60,922
	CANADA.....	669	1,522
	REPUBLIC OF KOREA.....	35,415	59,400
5903101500	TEXTILE FABRIC NESOI PVC BOND MMF FAB OV 60% PLAST M2	1,080	6,395
	BELGIUM.....	980	4,426
	SPAIN.....	100	1,969
5903102010	TX FAB NESOI SHEAT PVC ETC MMF NESOI O 70% RU PL M2	12,279	17,033
	CHINA (TAIWAN).....	12,027	16,126
	ITALY.....	252	907
5903102090	TX FAB NESOI SHEAT O PVC ETC MMF NESOI O 70% RU PL M2	39,933	77,633
	COLOMBIA.....	39,933	77,633
5903102500	TEXTILE FABRIC NESOI PVC ETC MMF NESOI NO 70% R PL M2	8,827	40,382
	ITALY.....	8,827	40,382
5903103000	TEXTILE FABRIC NESOI PVC ETC, NOT COTTON OR MMF M2	119	416
	CANADA.....	119	416
5903201800	TEX FABRIC NESOI PU BOND MMF FAB OTH OV 60% PLASTC M2	13,650	94,811
	CHINA (TAIWAN).....	9,650	19,211
	REPUBLIC OF KOREA.....	4,000	75,600
5903202000	TEXTILE FABRIC NESOI PU ETC MMF NESOI OV 70% RU PL M2	6,927	26,275
	CHINA (TAIWAN).....	6,927	26,275
5903203090	TEX FABRIC NESOI IMPREGNATED ETC WITH POLYURETHANE M2	3,140	7,598
	ITALY.....	3,140	7,598
5903901000	TEXTILE FABRIC NESOI, COATED ETC NESOI, COTTON M2	5	269
	FRANCE.....	5	269
5903901500	TEXTILE FABRIC NESOI, NO PVC PU, MM BD, OV 60% PLAST M2	6,600	23,363
	SPAIN.....	6,600	23,363
5906912000	RUB TEXTILE FABRIC NESOI, KNIT ETC MMF O 70% RU P M2	158,203	1,167,857
	CHINA (TAIWAN).....	158,203	1,167,857
5906992500	RUB TEXTILE FABRIC NESOI, NO KNIT MM NO 70% RU PLA M2	1,739	3,214
	CHINA (TAIWAN).....	1,739	3,214
5908000000	TEXTILE WICKS FOR LAMPS ETC AND GAS MANTLES ETC KG	947	21,622
	CHINA, PEOPLE'S REP. (MAINLAND).....	691	7,342
	INDIA.....	256	14,280
5909002000	TEXTILE HOSEPIPING AND TUBING ETC, MATERIALS NESOI KG	282	1,517
	NETHERLANDS.....	55	375
	NORWAY.....	227	1,142
5910001010	V-BELTS OF MANMADE FIBERS NO	30	740
	GERMANY.....	30	740
5910001090	TRANSMISSION/CONVEYOR BELT OR BELTING EX POWER MMF KG	26	267
	SPAIN.....	26	267
5911203000	TEXTILE BOLTING CLOTH NESOI, EXCEPT SILK M2	68,063	247,957
	SWITZERLAND.....	68,063	247,957
5911310010	PRESS FELTS WEIGHING LESS THAN 650 G/M2 M2	49	8,209
	FRANCE.....	49	8,209
5911310080	TEXTILE FABRIC/FELT WEIGHING < 650 G/M2, NESOI M2	161	26,110
	GERMANY.....	161	26,110
5911320080	TEX FAB/FELT, WEIGHING >=650 G/M2, NESOI M2	96	13,239
	GERMANY.....	96	13,239
5911400000	TEXTILE STRAINING CLOTH USED IN OIL PRESSES ETC KG	428	160,201
	GERMANY.....	379	127,017
	SWITZERLAND.....	49	33,184
5911900080	TEXTILE PRODUCTS ETC FOR TECHNICAL USES NESOI KG	153	7,656
	CANADA.....	131	3,270
	GERMANY.....	6	2,702
	ITALY.....	2	512
	SPAIN.....	14	1,172
	KNITTED OR CROCHETED FABRICS..... TOTAL	21,681	202,251
6002201000	OTH FAB WIDTH<30 CM OPEN-WK FAB WRP KNT <=30 CM KG	4,392	81,417
	CHINA (TAIWAN).....	80	1,304
	MEXICO.....	4,312	80,113
6002203000	OTHER KNITTED OR CROCHET COTTON FABRIC WIDTH<30 CM KG	2,301	14,176



TABLE 2 - IMPORTS INTO PUERTO RICO FROM FOREIGN COUNTRIES  
BY COMMODITY AND COUNTRY OF ORIGIN-FISCAL YEAR 2000

COMM-CODE	COMMODITY, COUNTRY AND UNIT OF QUANTITY	QUANTITY	VALUE-\$
	CANADA.....	2,301	14,176
6002206000	OTHER KNITTED OR CROCHETED MMF FABRICS WIDTH<30 CM KG	6,055	37,497
	CANADA.....	6,027	36,153
	CHINA (TAIWAN).....	28	1,344
6002302020	OTH KT FAB >30 CM WD >=5% ELSTO YRN/RUB TH, WRP KT KG	1,555	17,411
	COLOMBIA.....	1,555	17,411
6002302025	OTH KT GT 30 CM GT=5% ELS YRN/RUB TH,WRP KT,NESOI KG	187	2,230
	COLOMBIA.....	187	2,230
6002302080	OTH KNT FAB >30 CM WD >=5% ELSTO YRN/RUB THRD, OTH KG	33	370
	COLOMBIA.....	33	370
6002302085	OTH KNT GT 30 CM WD GT=5% ELS YRN/RUB THRD,NESOI KG	609	9,144
	SPAIN.....	609	9,144
6002309000	OTHER KNIT OR CROCHET FABRIC 5% OR > RUBBER THREAD KG	304	8,865
	GERMANY.....	136	5,542
	MEXICO.....	168	3,323
6002430010	OT WARP KNIT FAB(INCL GALLOON) MMF OPEN-WORK FABRC KG	4,270	18,868
	COLOMBIA.....	4,270	18,868
6002430080	FABRICS OF MANMADE FIBERS NESOI, WARP KNIT KG	172	4,073
	COLOMBIA.....	35	338
	JAPAN.....	137	3,735
6002921000	OTHER COT KT OR CROCHD FAB, CIR KNIT, >100 MET NUM KG	1,303	7,300
	COSTA RICA.....	1,303	7,300
6002930040	OTH KNT/CROCHET FAB DBL KNT/INTRLCK POLYESTER,NESOI KG	500	900
	DOMINICAN REPUBLIC.....	500	900
	ARTICLES OF APPAREL AND CLOTHING		
	ACCESSORIES,KNITTED OR CROCHETED..... TOTAL		148,248,387
6103110000	M/B SUITS OF WOOL\ FINE ANIMAL HAIR, KNIT NO	36	4,444
	ITALY.....	36	4,444
6103122000	M/B SUITS OF OTHER SYNTHETIC FIBERS, KNIT NO	1,000	13,877
	TUNISIA.....	1,000	13,877
6103421020	MEN'S TROUSERS AND BREECHES OF COTTON, KNIT DOZ	426	35,410
	COLOMBIA.....	417	35,000
	MEXICO.....	9	410
6103421040	BOYS' TROUSERS & BREECHES, NESOI, OF COTTON, KNIT DOZ	1,790	43,896
	COLOMBIA.....	78	3,748
	EL SALVADOR.....	1,712	40,148
6103421050	MEN'S SHORTS OF COTTON, KNIT DOZ	40	3,187
	COLOMBIA.....	30	1,408
	MEXICO.....	5	1,147
	VENEZUELA.....	5	632
6103421070	BOYS' SHORTS, OTH THN IMPT PRTS PLYSTS, COT, KNIT DOZ	135	9,927
	COLOMBIA.....	27	1,304
	EL SALVADOR.....	108	8,623
6103431520	MEN'S TROUSERS & BREECHES OF OTH SYN FIBERS, KNIT DOZ	1,405	94,640
	INDONESIA.....	781	60,944
	PANAMA.....	624	33,696
6103431540	BOYS' TROUSERS & BREECHES NESOI OF SYN FIB, KNIT DOZ	48	3,046
	COLOMBIA.....	48	3,046
6103431570	BOY'S SHORTS NESOI OF SYNTHETIC FIBERS, KNIT DOZ	192	4,048
	MEXICO.....	192	4,048
6104110000	W/G SUITS OF WOOL/ FINE ANIMAL HAIR, KNIT NO	12	480
	ITALY.....	12	480
6104120010	W/G JACKETS IMP AS PARTS OF SUIT OF COTTON, KNIT DOZ	2	1,222
	FRANCE.....	1	441
	ITALY.....	1	781
6104120020	W/G SKIRTS ETC IMP AS PARTS OF SUIT OF COTTON,KNIT DOZ	1	293
	FRANCE.....	1	293
6104120030	W/G TROUSERS ETC IMP AS PART OF SUIT OF COT, KNIT DOZ	1,218	64,788
	MEXICO.....	1,218	64,788
6104132000	W/G SUITS OF OTHER SYNTHETIC FIBERS, KNIT NO	13	1,230
	FRANCE.....	1	750
	ITALY.....	12	480
6104320000	W/G SUIT-TYPE JACKETS AND BLAZERS OF COTTON, KNIT DOZ	12	1,740
	BRAZIL.....	12	1,740
6104410010	WOMEN'S DRESSES OF WOOL, OR FINE ANIMAL HAIR, KNIT DOZ	100	1,200
	ECUADOR.....	100	1,200
6104410020	GIRLS' DRESSES OF WOOL OR FINE ANIMAL HAIR, KNIT DOZ	10	756

TABLE 2 - IMPORTS INTO PUERTO RICO FROM FOREIGN COUNTRIES  
BY COMMODITY AND COUNTRY OF ORIGIN-FISCAL YEAR 2000

COMM-CODE	COMMODITY, COUNTRY AND UNIT OF QUANTITY	QUANTITY	VALUE-\$
	MEXICO.....	10	756
6104420010	WOMEN'S DRESSES OF COTTON, KNIT DOZ	1,072	99,134
	BRAZIL.....	770	80,977
	COLOMBIA.....	188	12,453
	INDONESIA.....	12	792
	MEXICO.....	102	4,912
6104420020	GIRLS' DRESSES OF COTTON, KNIT DOZ	926	70,510
	BRAZIL.....	170	9,818
	COLOMBIA.....	123	10,727
	EL SALVADOR.....	94	6,514
	MEXICO.....	518	42,701
	NICARAGUA.....	21	750
6104431010	WOMEN'S DRESS OF SYN FIB CONT 23% MORE WOOL, KNIT DOZ	2	915
	ITALY.....	2	915
6104431020	GIRLS' DRESSES OF SYN FIB CONT 23% MORE WOOL, KNIT DOZ	126	1,513
	ECUADOR.....	126	1,513
6104432010	WOMEN'S DRESSES OF OTHER SYNTHETIC FIBERS, KNIT DOZ	276	16,294
	ARGENTINA.....	4	1,612
	BRAZIL.....	11	1,920
	COLOMBIA.....	32	2,887
	MEXICO.....	3	962
	PERU.....	213	7,503
	PORTUGAL.....	4	340
	SPAIN.....	3	406
	THAILAND.....	6	664
6104432020	GIRLS' DRESSES OF OTHER SYNTHETIC FIBERS, KNIT DOZ	1,100	80,284
	COLOMBIA.....	70	5,242
	MEXICO.....	1,030	75,042
6104442010	WOMEN'S DRESSES OF ARTIFICIAL FIB <23% WOOL, KNIT DOZ	7	8,232
	ITALY.....	5	7,048
	MEXICO.....	2	1,184
6104520010	WOMEN'S SKIRTS AND DIVIDED SKIRTS OF COTTON, KNIT DOZ	901	68,190
	BRAZIL.....	845	64,990
	COLOMBIA.....	3	252
	HONG KONG.....	21	1,210
	INDONESIA.....	32	1,738
6104520020	GIRLS' SKIRTS AND DIVIDED SKIRTS OF COTTON, KNIT DOZ	66	3,448
	MEXICO.....	66	3,448
6104532010	WOMEN'S SKIRTS OF SYNTHETIC FIBER <23% WOOL, KNIT DOZ	38	3,235
	BRAZIL.....	9	1,260
	COLOMBIA.....	12	824
	DOMINICAN REPUBLIC.....	7	369
	PORTUGAL.....	4	329
	THAILAND.....	6	453
6104532020	GIRLS' SKIRTS OF SYNTHETIC FIBERS <23% WOOL, KNIT DOZ	508	7,525
	COLOMBIA.....	500	7,189
	PANAMA.....	8	336
6104622006	KNITTED WOMENS COTTON TROUS, CONT >=5% ELAST YARN DOZ	559	47,684
	BRAZIL.....	533	46,030
	COLOMBIA.....	26	1,654
6104622011	KNITTED WOMENS COTTON TROUSERS, OTHER DOZ	1,406	114,271
	BRAZIL.....	1,345	110,489
	COLOMBIA.....	6	335
	MEXICO.....	6	272
	VENEZUELA.....	49	3,175
6104622021	KNIT GIRLS COT TROUS, PARTS OF PLAYSUITS, OTHER DOZ	155	7,939
	MEXICO.....	152	7,629
	VENEZUELA.....	3	310
6104622028	KNITTED GIRLS COTTON TROUSERS, NESOI DOZ	152	7,384
	BRAZIL.....	17	797
	COLOMBIA.....	28	1,695
	EL SALVADOR.....	48	1,808
	MEXICO.....	55	2,640
	VENEZUELA.....	4	444
6104622030	WOMEN'S SHORTS OF COTTON, KNIT DOZ	357	23,474
	BRAZIL.....	272	20,844
	COLOMBIA.....	5	252
	EL SALVADOR.....	10	594
	INDONESIA.....	13	384

TABLE 2 - IMPORTS INTO PUERTO RICO FROM FOREIGN COUNTRIES  
BY COMMODITY AND COUNTRY OF ORIGIN-FISCAL YEAR 2000

COMM-CODE	COMMODITY, COUNTRY AND UNIT OF QUANTITY	QUANTITY	VALUE-\$
	PERU.....	57	1,400
6104622050	G SHORTS COT IMPORTED AS PART OF PLAYSTS, KNIT DOZ	50	2,678
	MEXICO.....	50	2,678
6104622060	G SHORTS COT N-IMPORTED AS PART OF PLAYSUITS, KNIT DOZ	2,938	98,054
	BRAZIL.....	74	2,383
	COLOMBIA.....	25	1,226
	EL SALVADOR.....	1,448	45,634
	MEXICO.....	1,391	48,811
6104631030	G OVRALLS OF SYNTHETIC FIBERS, NT INSULATED, KNIT DOZ	55	1,815
	MEXICO.....	55	1,815
6104631520	W/G SHORTS OF SYN FIBERS CONT 23% MORE WOOL, KNIT DOZ	55	1,815
	MEXICO.....	55	1,815
6104632006	KNITTED WOMENS SYN TROUS, >=5% ELAST YARN DOZ	528	28,641
	COLOMBIA.....	528	28,641
6104632011	KNITTED WOMENS SYN TROUSERS, OTHER DOZ	804	27,885
	BRAZIL.....	10	1,440
	COLOMBIA.....	743	21,928
	ITALY.....	2	1,345
	PORTUGAL.....	4	336
	VENEZUELA.....	45	2,836
6104632021	KNIT GRLS SYN TROUS, PARTS OF PLAYSUITS, OTHER DOZ	91	2,723
	MEXICO.....	91	2,723
6104632026	KNIT GIRLS SYN TROUS, >=5% ELAST YARN, OTHER DOZ	34	754
	COLOMBIA.....	34	754
6104632028	KNIT GIRLS SYN TROUSERS, NESOI DOZ	623	25,725
	COLOMBIA.....	95	5,715
	MEXICO.....	528	20,010
6104632030	W SHIRTS OF SYN FIBERS CONT <23% WOOL/FAH, KNIT DOZ	348	11,175
	GUATEMALA.....	250	6,600
	ITALY.....	6	732
	MEXICO.....	92	3,843
6104632060	G SHORTS OF SYN FIBERS CONT <23% WOOL/FAH, KNIT DOZ	373	13,947
	COLOMBIA.....	47	849
	MEXICO.....	326	13,098
6105100010	MEN'S SHIRTS OF COTTON, KNIT DOZ	24,445	1,301,672
	BURMA.....	2,635	76,801
	CANADA.....	29	7,981
	CHINA,PEOPLE'S REP.(MAINLAND).....	532	65,760
	COLOMBIA.....	845	56,272
	DOMINICAN REPUBLIC.....	2,100	131,113
	EL SALVADOR.....	235	23,375
	FRANCE.....	95	2,135
	GERMANY.....	13	300
	HONG KONG.....	82	9,807
	INDIA.....	1,853	145,431
	JORDAN.....	239	10,055
	MEXICO.....	8,810	221,604
	PAKISTAN.....	106	3,180
	PANAMA.....	8	1,000
	PERU.....	6,743	532,946
	THAILAND.....	100	12,960
	UNITED KINGDOM OF GT BRITAIN.....	17	579
	VENEZUELA.....	3	373
6105100030	BOYS' SHIRTS NESOI OF COTTON, KNIT DOZ	4,114	124,249
	BURMA.....	2,746	59,155
	COLOMBIA.....	277	17,148
	DOMINICAN REPUBLIC.....	720	27,360
	MEXICO.....	180	6,480
	PERU.....	185	13,440
	VENEZUELA.....	6	666
6105202010	MEN'S SHIRTS OF OTHER MANMADE FIBERS, KNIT DOZ	68,927	2,172,102
	ARGENTINA.....	2	415
	COLOMBIA.....	261	12,964
	DOMINICAN REPUBLIC.....	13,800	459,436
	INDIA.....	50	3,150
	INDONESIA.....	13,008	443,138
	JORDAN.....	1,735	64,350
	MEXICO.....	5,754	210,699
	PAKISTAN.....	954	34,365

TABLE 2 - IMPORTS INTO PUERTO RICO FROM FOREIGN COUNTRIES  
BY COMMODITY AND COUNTRY OF ORIGIN-FISCAL YEAR 2000

COMM-CODE	COMMODITY, COUNTRY AND UNIT OF QUANTITY	QUANTITY	VALUE-\$
	PERU.....	486	43,911
	PHILIPPINES.....	23,726	617,018
	UNITED ARAB EMIRATES.....	9,151	282,656
6105202030	BOYS' SHIRTS OF MANMADE FIBERS, NESOI, KNIT DOZ	54,788	1,359,209
	COLOMBIA.....	39	2,073
	DOMINICAN REPUBLIC.....	15,813	392,737
	INDIA.....	45	2,175
	INDONESIA.....	15,281	380,659
	JORDAN.....	50	1,500
	MEXICO.....	4,702	91,570
	PAKISTAN.....	1,929	56,242
	PERU.....	180	11,847
	PHILIPPINES.....	10,176	221,891
	UNITED ARAB EMIRATES.....	6,573	198,515
6106100010	WOMEN'S BLOUSES AND SHIRTS OF COTTON, KNIT DOZ	8,276	426,133
	BRAZIL.....	2,701	224,260
	COLOMBIA.....	2,269	62,431
	DOMINICAN REPUBLIC.....	390	12,509
	ECUADOR.....	360	1,890
	EL SALVADOR.....	18	1,357
	INDONESIA.....	551	17,821
	MEXICO.....	1,218	64,787
	PERU.....	769	41,078
6106100020	GIRLS' BLOUSES OF COTTON IMP PLAYSUIT PARTS, KNIT DOZ	6	3,140
	MEXICO.....	6	3,140
6106100030	GIRLS' BLOUSES NESOI OF COTTON, KNIT DOZ	338	18,511
	BRAZIL.....	206	11,850
	COLOMBIA.....	59	2,516
	EL SALVADOR.....	45	1,755
	FRANCE.....	18	2,090
	PANAMA.....	10	300
6106202010	WOMEN'S BLOUSES OF OTHER MANMADE FIBERS, KNIT DOZ	2,063	84,864
	BRAZIL.....	19	2,340
	COLOMBIA.....	1,282	50,037
	DOMINICAN REPUBLIC.....	754	31,855
	PORTUGAL.....	3	330
	THAILAND.....	5	302
6106202030	GIRLS' BLOUSES & SHIRTS NESOI OF OTHER MM FIB KNIT DOZ	615	22,463
	COLOMBIA.....	529	16,329
	MEXICO.....	86	6,134
6106901010	WOMEN'S BLOUSES OF WOOL OR FINE ANIMAL HARI, KNIT DOZ	417	2,500
	ECUADOR.....	417	2,500
6106903030	W/G BLOUSES OF OT TEXTILE MAT SUBJ MMF RES, KNIT DOZ	541	29,299
	DOMINICAN REPUBLIC.....	541	29,299
6107110010	MEN'S UNDERPANTS AND BRIEFS, OF COTTON, KNIT DOZ	10,621,717	93,669,592
	BANGLADESH.....	12,000	72,000
	CHINA (TAIWAN).....	15,312	84,675
	COLOMBIA.....	15,000	238,152
	DOMINICAN REPUBLIC.....	10,578,787	93,260,109
	EL SALVADOR.....	18	796
	MEXICO.....	600	13,860
6107110020	BOYS' UNDERPANTS AND BRIEFS, OF COTTON, KNIT DOZ	3,289,422	18,349,375
	COLOMBIA.....	4,171	61,548
	DOMINICAN REPUBLIC.....	3,284,973	18,281,044
	HONG KONG.....	250	6,312
	PANAMA.....	28	471
6107120010	MEN'S UNDERPANTS AND BRIEFS OF MANMADE FIBERS, KNI DOZ	8,572	190,735
	CANADA.....	34	6,101
	COLOMBIA.....	6,078	111,848
	DOMINICAN REPUBLIC.....	1,000	49,825
	MEXICO.....	1,460	22,961
6107120020	BOYS' UNDERPANTS AND BRIEFS OF MANMADE FIBERS, KNI DOZ	1,756	13,821
	COLOMBIA.....	894	10,373
	MEXICO.....	862	3,448
6108110010	WOMEN'S SLIPS AND PETTICOATS OF MANMADE FIB, KNIT DOZ	1,073	38,052
	COLOMBIA.....	42	1,375
	GUATEMALA.....	498	22,621
	ITALY.....	10	584
	MEXICO.....	523	13,472

TABLE 2 - IMPORTS INTO PUERTO RICO FROM FOREIGN COUNTRIES  
BY COMMODITY AND COUNTRY OF ORIGIN-FISCAL YEAR 2000

COMM-CODE	COMMODITY, COUNTRY AND UNIT OF QUANTITY	QUANTITY	VALUE-\$
6108199010	W/G SLIPS AND PETTICOATS OF COTTON, KNIT DOZ	75	3,861
	GUATEMALA.....	75	3,861
6108210010	WOMEN'S BRIEFS AND PANTIES OF COTTON, KNIT DOZ	69,050	1,057,858
	COLOMBIA.....	40,669	602,792
	DOMINICAN REPUBLIC.....	18,387	300,528
	MEXICO.....	9,337	145,081
	PANAMA.....	631	8,843
	SPAIN.....	26	614
6108210020	GIRLS' BRIEFS AND PANTIES OF COTTON, KNIT DOZ	19,774	145,506
	BANGLADESH.....	14,000	60,200
	COLOMBIA.....	3,058	34,712
	MEXICO.....	2,333	47,852
	PANAMA.....	383	2,742
6108229020	WOMEN'S BRIEFS AND PANTIES OF MANMADE FIBERS, KNIT DOZ	724,043	13,286,689
	CANADA.....	11	2,294
	COLOMBIA.....	115,380	3,250,023
	COSTA RICA.....	24,000	686,913
	DOMINICAN REPUBLIC.....	387,777	7,601,534
	FRANCE.....	138	3,080
	GUATEMALA.....	3,139	73,573
	ITALY.....	6	1,960
	MEXICO.....	190,906	1,643,399
	PANAMA.....	1,135	5,786
	SPAIN.....	479	10,087
	TRINIDAD @ TOBAGO.....	1,072	8,040
6108229030	GIRLS' BRIEFS AND PANTIES OF MANMADE FIBERS, KNIT DOZ	120,614	537,255
	COLOMBIA.....	575	9,374
	MEXICO.....	120,039	527,881
6108310010	WOMEN'S NIGHTDRESSES AND PAJAMAS OF COTTON, KNIT DOZ	3,156	177,801
	COLOMBIA.....	259	16,868
	DOMINICAN REPUBLIC.....	1,471	55,055
	EL SALVADOR.....	1,277	98,977
	GUATEMALA.....	123	6,327
	PANAMA.....	26	574
6108310020	GIRLS' NIGHTDRESSES AND PAJAMAS OF COTTON, KNIT DOZ	173	13,602
	EL SALVADOR.....	63	5,682
	MEXICO.....	110	7,920
6108320010	WOMEN'S NIGHTDRESSES & PAJAMAS OF MANMADE FIB,KNIT DOZ	25,048	1,081,038
	COLOMBIA.....	7,815	492,889
	DOMINICAN REPUBLIC.....	1,001	37,302
	GUATEMALA.....	1,086	51,293
	MEXICO.....	14,950	490,483
	PANAMA.....	192	8,772
	SPAIN.....	4	299
6108320025	GIRLS' NIGHTDRESSES & PAJAMAS OF MANMADE FIB, KNIT DOZ	5,539	118,686
	MEXICO.....	5,539	118,686
6108910005	WOMEN'S & GIRLS' UNDERPANTS OF COTTON, KNIT DOZ	467	13,104
	MEXICO.....	467	13,104
6108910015	WOMEN'S UNDERWEAR EXCEPT UNDERPNTS OF COTTON, KNIT DOZ	132	4,747
	COLOMBIA.....	132	4,747
6108910030	WOMEN'S NEGLIGEEES, BATHROBES ETC OF COTTON, KNIT DOZ	5,020	232,547
	DOMINICAN REPUBLIC.....	5,020	232,547
6108910040	GIRLS' NEGLIGEEES, BATHROBES ETC OF COTTON, KNIT DOZ	53	3,505
	EL SALVADOR.....	53	3,505
6108920005	WOMEN'S & GIRLS' UNDERPANTS OF MANMADE FIBER, KNIT DOZ	220	3,587
	COLOMBIA.....	16	1,568
	MEXICO.....	204	2,019
6108920015	WOMEN'S UNDERWEAR EXC UNDERPANTS OF MMF, KNIT DOZ	5,182	51,331
	CHINA (TAIWAN).....	120	1,119
	COLOMBIA.....	422	22,318
	DOMINICAN REPUBLIC.....	80	7,144
	MEXICO.....	4,560	20,750
6108920030	WOMEN'S NEGLIGEE, BATHROBE,ETC OF MANMADE FIB,KNIT DOZ	10,005	415,640
	COLOMBIA.....	700	48,202
	DOMINICAN REPUBLIC.....	8,825	348,531
	ITALY.....	86	3,353
	MEXICO.....	394	15,554
6109100005	M/B T-SHIRTS, ALL WHITE UNDERWEAR OF COTTON, KNIT DOZ	33	792
	COLOMBIA.....	33	792

TABLE 2 - IMPORTS INTO PUERTO RICO FROM FOREIGN COUNTRIES  
BY COMMODITY AND COUNTRY OF ORIGIN-FISCAL YEAR 2000

COMM-CODE	COMMODITY, COUNTRY AND UNIT OF QUANTITY	QUANTITY	VALUE-\$
6109100012	MEN'S T-SHIRTS EXC UNDERWEAR OF COTTON, KNIT DOZ	27,027	1,895,354
	COLOMBIA.....	432	18,473
	DOMINICAN REPUBLIC.....	2,214	65,924
	EL SALVADOR.....	104	4,324
	INDIA.....	700	36,120
	ITALY.....	10	4,150
	MEXICO.....	1,476	98,486
	NORWAY.....	20	982
	PAKISTAN.....	2,245	98,939
	PERU.....	19,772	1,566,649
	SPAIN.....	54	1,307
6109100014	BOYS' T-SHIRTS EXC UNDERWEAR OF COTTON, KNIT DOZ	8,115	399,754
	COLOMBIA.....	96	4,810
	EL SALVADOR.....	1,992	71,641
	MEXICO.....	2,261	103,660
	PAKISTAN.....	1,054	41,320
	PERU.....	2,712	178,323
6109100018	MEN'S TANK TOPS & SINGLET EX UNDRWEAR OF COT, KNIT DOZ	115	8,055
	MEXICO.....	115	8,055
6109100023	BOYS' TANK TOPS & SINGLET EX UNDRWEAR OF COT, KNIT DOZ	77	3,523
	EL SALVADOR.....	32	958
	MEXICO.....	45	2,565
6109100037	W/G UNDERWEAR OF COTTON, KNIT DOZ	2,362	50,490
	COLOMBIA.....	1,125	16,198
	DOMINICAN REPUBLIC.....	776	14,665
	MEXICO.....	461	19,627
6109100040	WOMEN'S T-SHIRTS EXCEPT UNDERWEAR OF COTTON, KNIT DOZ	2,430	117,088
	AUSTRIA.....	1	328
	BRAZIL.....	24	1,687
	COLOMBIA.....	23	906
	DOMINICAN REPUBLIC.....	223	9,825
	ECUADOR.....	42	1,000
	FRANCE.....	83	870
	ITALY.....	2	801
	MEXICO.....	1,220	62,098
	PERU.....	545	36,280
	SPAIN.....	267	3,293
6109100045	GIRLS' T-SHIRTS EXCEPT UNDERWEAR OF COTTON, KNIT DOZ	4,449	178,221
	BRAZIL.....	14	1,113
	CHILE.....	29	1,830
	EL SALVADOR.....	1,612	64,319
	MEXICO.....	2,611	104,404
	PERU.....	183	6,555
6109100060	WOMEN'S TANK TOPS EXCEPT UNDERWEAR OF COTTON, KNIT DOZ	4,745	83,884
	BRAZIL.....	14	1,063
	DOMINICAN REPUBLIC.....	885	24,387
	HAITI.....	3,344	38,577
	INDONESIA.....	221	8,150
	MEXICO.....	79	5,359
	PERU.....	202	6,348
6109100065	GIRLS' TANK TOPS EXCEPT UNDERWEAR OF COTTON, KNIT DOZ	742	10,877
	COLOMBIA.....	734	10,560
	MEXICO.....	8	317
6109100070	W/G ART SIM T-SHIRTS & TANK TOPS OF COTTON, KNIT DOZ	219	13,072
	MEXICO.....	219	13,072
6109901007	MEN'S T-SHIRTS OF MANMADE FIBERS, KNIT DOZ	195,197	3,064,206
	DOMINICAN REPUBLIC.....	9,701	223,032
	GUATEMALA.....	416	14,250
	MEXICO.....	185,080	2,826,924
6109901009	BOYS' T-SHIRTS OF MANMADE FIBERS, KNIT DOZ	19,965	356,199
	MEXICO.....	19,965	356,199
6109901025	BOYS' TANK TOPS & SINGLET OF MANMADE FIBERS, KNIT DOZ	10,450	80,988
	MEXICO.....	10,450	80,988
6109901049	M/B ARTICLES SIMILAR TO T-SHIRTS OF MMF, KNIT DOZ	9	504
	COLOMBIA.....	9	504
6109901050	WOMEN'S T-SHIRTS OF MANMADE FIBERS, KNIT DOZ	2,747	70,596
	ARGENTINA.....	2	752
	COLOMBIA.....	244	7,641
	GUATEMALA.....	758	33,924

TABLE 2 - IMPORTS INTO PUERTO RICO FROM FOREIGN COUNTRIES  
BY COMMODITY AND COUNTRY OF ORIGIN-FISCAL YEAR 2000

COMM-CODE	COMMODITY, COUNTRY AND UNIT OF QUANTITY	QUANTITY	VALUE-\$
	MEXICO.....	1,576	23,579
	THAILAND.....	167	4,700
6109901060	GIRLS' T-SHIRTS OF MANMADE FIBERS, KNIT DOZ	6,227	250,557
	MEXICO.....	6,227	250,557
6109901065	WOMEN'S TANK TOPS & SINGLET OF MANMADE FIBER,KNIT DOZ	427	16,830
	ARGENTINA.....	4	557
	CHINA (TAIWAN).....	120	1,119
	COLOMBIA.....	71	3,555
	DOMINICAN REPUBLIC.....	150	6,570
	INDONESIA.....	67	1,684
	ITALY.....	2	1,852
	MEXICO.....	8	1,200
	PORTUGAL.....	5	293
6109901070	GIRLS' TANK TOPS & SINGLET OF MANMADE FIBERS,KNIT DOZ	7,151	56,612
	COLOMBIA.....	464	7,774
	MEXICO.....	6,687	48,838
6109901090	W/G ARTICLES SIMILAR TO T-SHIRTS, ETC OF MMF, KNIT DOZ	46,671	1,108,031
	COLOMBIA.....	9	576
	DOMINICAN REPUBLIC.....	46,662	1,107,455
6110101020	W/G SWEATERS WHOLLY OF CASHMERE, KNIT DOZ	25	2,145
	ECUADOR.....	25	2,145
6110202010	MEN'S SWEATERS OF OTHER COTTON, KNIT DOZ	3	519
	COLOMBIA.....	3	519
6110202020	WOMEN'S SWEATERS OF OTHER COTTON, KNIT DOZ	23	1,793
	VENEZUELA.....	23	1,793
6110202040	M/B SWEATSHIRTS OF OTHER COTTON, KNITTED DOZ	7	558
	MEXICO.....	7	558
6110202045	W/G SWEATSHIRTS OF OTHER COTTON, KNIT DOZ	136	6,438
	MEXICO.....	136	6,438
6110202065	M/B OTHER APPAREL OF COTTON, KNIT DOZ	5,906	418,100
	MEXICO.....	767	33,000
	PERU.....	5,139	385,100
6110202075	W/G OTHER APPAREL OF COTTON, KNIT DOZ	761	29,105
	DOMINICAN REPUBLIC.....	761	29,105
6110301010	M/B SWEATERS OF MMF CONT 25% MORE LEATHER, KNIT DOZ	4	374
	ITALY.....	4	374
6110303010	MEN'S SWEATERS OF OTHER MANMADE FIBERS, KNIT DOZ	1,482	88,977
	ARGENTINA.....	2	523
	ITALY.....	3	398
	OMAN.....	275	11,550
	REPUBLIC OF KOREA.....	1,202	76,506
6110303015	BOY'S SWEATERS OF OTHER MANMADE FIBERS, KNIT DOZ	303	12,690
	MEXICO.....	99	4,998
	OMAN.....	140	4,620
	REPUBLIC OF KOREA.....	64	3,072
6110303020	WOMEN'S SWEATERS OF OTHER MANMADE FIBERS, KNIT DOZ	137	12,048
	ARGENTINA.....	2	718
	ITALY.....	5	1,393
	VENEZUELA.....	130	9,937
6110303040	M/B SWEATSHIRTS OF OTHER MANMADE FIBERS, KNIT DOZ	84	8,992
	COSTA RICA.....	4	287
	MEXICO.....	80	8,705
6110303050	M/B OTHER SWEATERS OF OTHER MANMADE FIBERS, KNIT DOZ	135	7,185
	INDIA.....	135	7,185
6110303055	W/G OTHER SWEATERS OF OTHER MANMADE FIBERS, KNIT DOZ	1,067	49,402
	COLOMBIA.....	214	9,220
	DOMINICAN REPUBLIC.....	670	24,869
	MEXICO.....	5	1,461
	PERU.....	178	13,852
6111201000	BABIES' BLOUSES & SHIRTS EX SET PTS OF COTTON,KNIT DOZ	394	13,967
	COLOMBIA.....	78	4,929
	MEXICO.....	316	9,038
6111202000	BABIES' T-SHIRT & SMLR GRMNT EX SET PT OF COT,KNIT DOZ	118	2,262
	EL SALVADOR.....	118	2,262
6111204000	BABIES' DRESSES OF COTTON, KNIT DOZ	770	60,999
	BRAZIL.....	41	2,286
	COLOMBIA.....	525	50,145
	EL SALVADOR.....	204	8,568
6111205000	BABIES' TROUSERS, SHORTS EX SET PARTS OF COT, KNIT DOZ	146	7,181

TABLE 2 - IMPORTS INTO PUERTO RICO FROM FOREIGN COUNTRIES  
BY COMMODITY AND COUNTRY OF ORIGIN-FISCAL YEAR 2000

COMM-CODE	COMMODITY, COUNTRY AND UNIT OF QUANTITY	QUANTITY	VALUE-\$
	COLOMBIA.....	61	3,191
	EL SALVADOR.....	85	3,990
6111206010	BABIES' SUNSUITS & SIMILAR APPAREL OF COTTON, KNIT DOZ	36	2,867
	COLOMBIA.....	22	1,600
	SPAIN.....	14	1,267
6111206020	BABIES' GRMNTS & CLTHNG ACCESS SETS OF COTTON,KNIT DOZ	8,760	365,000
	BRAZIL.....	32	1,530
	COLOMBIA.....	7,987	344,422
	EL SALVADOR.....	75	3,968
	MEXICO.....	666	15,080
6111206030	BABIES' GRMNT & CLTHNG ACCESS SET PT OF COT, KNIT DOZ	141	15,716
	COLOMBIA.....	141	15,716
6111206040	BABIES' OT GRMNTS & CLOTHING ACCESS OF COTTON,KNIT DOZ	1,349	27,884
	COLOMBIA.....	772	18,667
	EL SALVADOR.....	25	528
	MEXICO.....	57	4,780
	SPAIN.....	495	3,909
6111301000	BABIES' TROUSERS, SHORTS EX SET PT OF SYN FIB,KNIT DOZ	286	3,290
	MEXICO.....	286	3,290
6111302000	BABIES' BLOUSES, SHIRTS EX SET PTS OF SYN FIB,KNIT DOZ	6,640	107,969
	MEXICO.....	6,640	107,969
6111303000	BABIES' T-SHIRTS, ETC EX SET PARTS OF SYN FIB,KNIT DOZ	28,464	257,325
	MEXICO.....	28,464	257,325
6111305020	BABIES' GRMNT & CLTHNG ACCESS SETS OF SYN FIB,KNIT DOZ	182	15,277
	COLOMBIA.....	149	13,577
	MEXICO.....	33	1,700
6111305030	BABIES' GRMNT & CLTHNG ACCESS SET PT SYN FIB, KNIT DOZ	62	4,500
	COLOMBIA.....	62	4,500
6111305040	BABIES' OT GRMNT & CLOTHING ACCESS OF SYN FIB,KNIT DOZ	25,936	137,520
	CHINA (TAIWAN).....	17,437	62,825
	COLOMBIA.....	518	9,284
	MEXICO.....	1,796	40,678
	SPAIN.....	235	933
	VENEZUELA.....	5,950	23,800
6111905040	BABIES' OT GRMNT & CLOTHING ACCESS OF ART FIB,KNIT DOZ	4	324
	COLOMBIA.....	4	324
6112120010	M/B JACKETS FOR TRACK SUITS OF SYN FIB, KNIT DOZ	2	581
	ITALY.....	2	581
6112410010	WOMEN'S SWIMWEAR OF SYN FIBER >=5% ELAS YARN, KNIT DOZ	3,121	344,086
	BRAZIL.....	49	6,184
	COLOMBIA.....	3,064	337,226
	SPAIN.....	8	676
6112410020	GIRLS' SWIMWEAR OF SYN FIBERS >=5% ELAS YARN, KNIT DOZ	266	28,175
	ARGENTINA.....	96	14,195
	COLOMBIA.....	25	2,400
	MEXICO.....	145	11,580
6112410030	WOMEN'S SWIMWEAR OF SYN FIBER <5% ELAS YARN, KNIT DOZ	334	35,013
	BRAZIL.....	42	7,520
	COLOMBIA.....	237	25,542
	DOMINICAN REPUBLIC.....	40	990
	SPAIN.....	15	961
6112490010	W/G SWIMWEAR OF COTTON, KNIT DOZ	440	16,503
	INDONESIA.....	340	9,453
	MEXICO.....	100	7,050
6114200010	WOMEN'S OR GIRLS' TOPS OF COTTON, KNITTED OR CROCH DOZ	283	14,187
	BRAZIL.....	126	9,912
	INDONESIA.....	100	2,542
	MEXICO.....	57	1,733
6114200015	JUMPERS OF COTTON, KNIT DOZ	640	29,901
	EL SALVADOR.....	525	22,503
	MEXICO.....	115	7,398
6114200046	GIRLS' OVRALLS & SMLR APRL OF COTTON NINSLTD, KNIT DOZ	64	5,371
	BRAZIL.....	64	5,371
6114301020	WOMEN'S OR GIRLS' TOPS OF MANMADE FIBERS, KNIT DOZ	458	12,446
	ARGENTINA.....	10	1,719
	COLOMBIA.....	1	255
	FRANCE.....	3	893
	GUATEMALA.....	36	1,197
	ITALY.....	6	570



TABLE 2 - IMPORTS INTO PUERTO RICO FROM FOREIGN COUNTRIES  
BY COMMODITY AND COUNTRY OF ORIGIN-FISCAL YEAR 2000

COMM-CODE	COMMODITY, COUNTRY AND UNIT OF QUANTITY	QUANTITY	VALUE-\$
	MEXICO.....	401	7,528
	NETHERLANDS.....	1	284
6114302010	BODYSUITS & BODYSHIRTS OF MMF >=5% ELAS YARN, KNIT DOZ	113	11,270
	ITALY.....	3	3,714
	MEXICO.....	110	7,556
6114302060	BODYSUITS & BODYSHIRTS OF MANMADE FIB NESOI, KNIT DOZ	138	6,000
	COLOMBIA.....	8	987
	MEXICO.....	130	5,013
6114303014	JUMPERS OF MMF, KNIT CONT < 23% WOOL OR FAH DOZ	86	4,023
	MEXICO.....	86	4,023
6114303030	W/G SUNSUITS AND SIMILAR APPAREL OF MMF, KNIT DOZ	258	11,463
	MEXICO.....	258	11,463
6114303060	M/B OTHER GARMENTS OF MANMADE FIBERS, KNIT DOZ	1	2,237
	MEXICO.....	1	2,237
6114303070	W/G OTHER GARMENTS OF MANMADE FIBERS, KNIT DOZ	600	19,411
	COLOMBIA.....	594	18,731
	MEXICO.....	6	680
6115110010	TIGHT OF SYN FIB MEASURE <67 DECTEX/SNGL YARN,KNIT DPR	13,093	63,344
	CHINA (TAIWAN).....	312	3,058
	ECUADOR.....	12,781	60,286
6115110020	PNTY HSE OF SYN FIB MEAS <67 DECTEX/SNGL YRN, KNIT DPR	90,809	549,664
	BRAZIL.....	1,520	10,733
	CHINA (TAIWAN).....	30,656	224,858
	COLOMBIA.....	1,272	17,340
	ECUADOR.....	25,538	142,079
	ITALY.....	10,319	28,912
	MEXICO.....	21,504	125,742
6115122000	PANTY HOSE & TGHT SYN FIB >=67 DCTX/SNGL YRN, KNIT DPR	1,095	11,284
	ITALY.....	1,095	11,284
6115192000	PANTY HOSE & TIGHTS SURG HOSE W/COMP FOR ORT TREAT DPR	177	6,037
	ITALY.....	177	6,037
6115209010	WOMEN'S HOSERY MEAS <67 DCTX/YARN OF MMF, KNIT DPR	62,201	119,345
	CHINA (TAIWAN).....	11,650	35,222
	ECUADOR.....	48,687	78,266
	ITALY.....	26	784
	MEXICO.....	1,838	5,073
6115929000	SOCKS & OT HOSRY & FTWR W/OUT SOLES OF OT COT,KNIT DPR	204,855	969,817
	BRAZIL.....	140	823
	CHINA (TAIWAN).....	1,520	13,650
	COLOMBIA.....	1,908	18,217
	MEXICO.....	197,602	892,109
	REPUBLIC OF KOREA.....	2,790	25,375
	SPAIN.....	396	13,221
	VENEZUELA.....	499	6,422
6115936010	SCKS,HSRY,FTWR W/O SL SYN CNT LACE,KNT, 23%<WL/FAH DPR	300	3,324
	MEXICO.....	300	3,324
6115936020	SOCKS,OT HOSRY,FTWR W/OUT SL SYNFBIB CONT LACE,KNIT DPR	3,100	15,430
	CHINA (TAIWAN).....	3,100	15,430
6115939020	SOCKS OT HOSRY, FTWR W/OUT SOLES OT SYN FIB, KNIT DPR	128,528	525,992
	CHINA (TAIWAN).....	82,950	299,874
	COLOMBIA.....	180	1,554
	COSTA RICA.....	620	4,928
	DOMINICAN REPUBLIC.....	983	635
	ITALY.....	77	2,140
	MEXICO.....	3,253	14,815
	SPAIN.....	365	6,860
	VENEZUELA.....	40,100	195,186
6116107520	GLVS >=50% COT MMF TEX MT KT IMPREG W 4CHETT MMFRS DPR	120	288
	CHINA (TAIWAN).....	120	288
6117102030	SHAWLS SCARVES MUFFLERS ETC MANMADE FIB NESOI, KT DOZ	66	3,258
	COLOMBIA.....	60	2,160
	SPAIN.....	6	1,098
6117809510	CLOTHING ACCESSORIES NESOI OF COTTON, KNIT DOZ	97	1,220
	BRAZIL.....	97	1,220
6117809540	CLOTHING ACCESSORIES OF MANMADE FIBERS,NESOI, KNIT DOZ	132	523
	MEXICO.....	132	523
6117909090	PARTS OF GARMENTS EXC SWEATERS ETC MMF, KNIT DOZ	7	252
	COLOMBIA.....	7	252

TABLE 2 - IMPORTS INTO PUERTO RICO FROM FOREIGN COUNTRIES  
BY COMMODITY AND COUNTRY OF ORIGIN-FISCAL YEAR 2000

COMM-CODE	COMMODITY, COUNTRY AND UNIT OF QUANTITY	QUANTITY	VALUE-\$
	ARTICLES OF APPAREL AND CLOTHING ACCESSORIES,NOT KNITTED OR CROCHETED..... TOTAL		122,517,418
6201933511	MEN'S ANORAKS & SMLR ART MANMADE FIBER NESOI,NT KT DOZ	438	113,620
	DOMINICAN REPUBLIC.....	418	110,881
	ITALY.....	20	2,739
6202999061	W/G ANORAKS & SMLR ART TEXTILE MTRLS NESOI, NT KT DOZ	1	318
	ITALY.....	1	318
6203112000	M/B SUITS OF WOOL < 30% SILK, NOT KNIT/CROCHETED NO	4,586	219,584
	ITALY.....	678	54,508
	REP. OF SOUTH AFRICA.....	2,823	138,596
	TUNISIA.....	1,085	26,480
6203122010	MEN'S SUITS SYNTHETIC FIB NOT 36% WOOL, NOT KNIT NO	12,317	451,436
	REP. OF SOUTH AFRICA.....	12,103	447,438
	TUNISIA.....	214	3,998
6203310020	M/B SUIT-TYPE JACKETS AND BLAZERS OF WOOL, NT KNIT DOZ	62	48,092
	CANADA.....	9	15,490
	ITALY.....	4	17,087
	REP. OF SOUTH AFRICA.....	49	15,515
6203322040	MEN'S ST-TYP JAC/BLAZ <36% FLX FIB NESOI, NOT KNIT DOZ	5	975
	ITALY.....	1	351
	MEXICO.....	4	624
6203331040	MEN'S SUIT-TYPE JCKT/BLAZER SYN FIB >36% WOOL,N KT DOZ	6	540
	CANADA.....	6	540
6203332010	MEN'S SUIT-TYPE JCKT/BLZR SYN FIB < 36% WOOL,N KT DOZ	2	1,155
	CANADA.....	2	1,155
6203332020	BOYS' SUIT-TYPE JCKT/BLZR SYN FIB < 36% WOOL,N KT DOZ	16	4,548
	SPAIN.....	16	4,548
6203411510	MEN'S TROUSERS & BREECHES OF WOOL, NOT KNIT DOZ	3,316	486,193
	CANADA.....	3	1,754
	COLOMBIA.....	75	15,089
	DOMINICAN REPUBLIC.....	67	6,934
	ITALY.....	57	3,502
	MEXICO.....	1,788	376,323
	REP. OF SOUTH AFRICA.....	30	5,293
	TUNISIA.....	1,296	77,298
6203422010	MEN'S BIB AND BRACE OVRLLS,N-KNIT,COTTON,N-INSLTD DOZ	34	5,155
	DOMINICAN REPUBLIC.....	13	2,030
	MEXICO.....	21	3,125
6203422050	B BIB & BRCE OVRLS N-IMP PRTS OF PLYST COT NOT KNT DOZ	200	10,800
	MEXICO.....	200	10,800
6203424005	MEN'S TROUSERS & BREECHES COTTON CORDUROY, NT KNIT DOZ	319	19,403
	PANAMA.....	318	19,080
	URUGUAY.....	1	323
6203424010	MEN'S TROUSER & BREECHES COTTON BLUE DENIM, NT KT DOZ	12,339	891,844
	COLOMBIA.....	225	25,623
	DOMINICAN REPUBLIC.....	6,746	426,653
	HONDURAS.....	198	14,280
	MEXICO.....	393	14,854
	NICARAGUA.....	1,565	107,691
	PAKISTAN.....	308	14,899
	PERU.....	2,904	287,844
6203424015	MEN'S TROUSERS & BREECHES OTHER COTTON, NOT KNIT DOZ	170,501	16,210,251
	CHINA (TAIWAN).....	1,250	62,475
	COLOMBIA.....	378	41,911
	COSTA RICA.....	104	11,420
	DOMINICAN REPUBLIC.....	144,867	13,800,627
	ECUADOR.....	33	400
	HONG KONG.....	611	70,223
	INDONESIA.....	734	62,339
	ITALY.....	3	1,371
	JORDAN.....	1,514	41,414
	MEXICO.....	3,484	312,270
	NICARAGUA.....	2,008	158,682
	PAKISTAN.....	1,026	77,359
	PANAMA.....	454	29,556
	PERU.....	10,757	1,321,552
	RUSSIA.....	3,258	217,049
	THAILAND.....	19	1,110

TABLE 2 - IMPORTS INTO PUERTO RICO FROM FOREIGN COUNTRIES  
BY COMMODITY AND COUNTRY OF ORIGIN-FISCAL YEAR 2000

COMM-CODE	COMMODITY, COUNTRY AND UNIT OF QUANTITY	QUANTITY	VALUE-\$
	URUGUAY.....	1	493
6203424025	BOYS' TROUSER ETC COT CORDRY NT PLAYSUIT PTS,NT KT DOZ	337	14,972
	DOMINICAN REPUBLIC.....	337	14,972
6203424030	BOYS' TROUSER ETC COT BLUE DENIM PLAYSUIT PT,NT KT DOZ	1,712	138,813
	MEXICO.....	1,712	138,813
6203424035	BOYS' TROUSER ETC COT BLUE DNIM N PLAYSUIT PT,N KT DOZ	4,318	299,622
	DOMINICAN REPUBLIC.....	3,346	202,173
	MEXICO.....	794	78,189
	PERU.....	178	19,260
6203424045	BOYS' TROUSER ETC OT COTTON NT PLAYSUIT PT, NT KT DOZ	34,694	1,971,045
	COLOMBIA.....	16	878
	DOMINICAN REPUBLIC.....	30,540	1,736,609
	MADAGASCAR.....	3,026	131,004
	MEXICO.....	131	13,150
	PERU.....	582	59,616
	SINGAPORE.....	396	29,291
	SPAIN.....	3	497
6203424050	MEN'S SHORTS OF COTTON, NOT KNIT DOZ	19,286	1,309,037
	CHINA (TAIWAN).....	370	23,680
	COLOMBIA.....	63	5,215
	DOMINICAN REPUBLIC.....	12,466	787,339
	HONG KONG.....	295	31,001
	JORDAN.....	40	744
	MEXICO.....	2,093	129,050
	PAKISTAN.....	294	17,178
	PANAMA.....	312	18,720
	PERU.....	2,560	250,631
	RUSSIA.....	793	45,479
6203424060	BOYS' SHORTS COTTON NOT PLAYSUIT PARTS, NOT KNIT DOZ	10,005	580,078
	COLOMBIA.....	7	438
	DOMINICAN REPUBLIC.....	7,101	445,956
	EL SALVADOR.....	51	1,119
	MEXICO.....	2,551	103,843
	PERU.....	290	27,660
	SPAIN.....	5	1,062
6203432010	MEN'S OVERALLS OF SYNTHETIC FIBERS, NOT KNIT DOZ	1,353	33,579
	MEXICO.....	1,353	33,579
6203433010	MEN'S TROUSER & BREECHES SYN FIB >36% WOOL, NT KT DOZ	968	203,770
	CANADA.....	7	4,814
	MEXICO.....	961	198,956
6203434010	MEN'S TROUSERS & BREECHES OF OTH SYN FIBERS,NT KT DOZ	27,628	2,289,635
	ARGENTINA.....	9	3,132
	CHINA (TAIWAN).....	151	4,530
	COLOMBIA.....	19	2,727
	DOMINICAN REPUBLIC.....	15,101	1,500,171
	INDONESIA.....	5,624	409,713
	ITALY.....	7	1,585
	MEXICO.....	2,059	82,834
	PANAMA.....	3,683	198,882
	PERU.....	260	28,296
	REPUBLIC OF KOREA.....	642	53,217
	TUNISIA.....	73	4,548
6203434020	BOYS' TROUSER ETC OTHER SYNTHETIC FIB, NOT KNIT DOZ	176	9,288
	COLOMBIA.....	41	1,716
	DOMINICAN REPUBLIC.....	126	7,140
	PANAMA.....	9	432
6203434030	MEN'S SHORTS OF OTHER SYNTHETIC FIBERS, NOT KNIT DOZ	3,290	183,971
	CANADA.....	2	840
	CHINA,PEOPLE'S REP.(MAINLAND).....	900	52,164
	COLOMBIA.....	169	14,810
	DOMINICAN REPUBLIC.....	293	21,979
	HONG KONG.....	319	19,130
	INDONESIA.....	1,079	48,620
	ITALY.....	11	1,109
	MEXICO.....	489	21,989
	PERU.....	28	3,330
6203434040	BOYS' SHORTS NOT IMPORT PLAYSUIT PT SYN FIB, NT KT DOZ	568	22,057
	COLOMBIA.....	32	2,519
	DOMINICAN REPUBLIC.....	40	3,263

TABLE 2 - IMPORTS INTO PUERTO RICO FROM FOREIGN COUNTRIES  
BY COMMODITY AND COUNTRY OF ORIGIN-FISCAL YEAR 2000

COMM-CODE	COMMODITY, COUNTRY AND UNIT OF QUANTITY	QUANTITY	VALUE-\$
	INDONESIA.....	359	10,412
	MEXICO.....	137	5,863
6203491050	BOYS'B&B OVRALS ARTIF FB N-INSLTD N-IMPRT PLYST NK DOZ	3	262
	COLOMBIA.....	3	262
6203492030	BOYS' TROUSERS ETC N IMP PLAYSUIT PT ART FIB, N KT DOZ	17	1,671
	CANADA.....	14	1,200
	SPAIN.....	3	471
6203492045	MEN'S SHORTS OF ARTIFICIAL FIBERS, NOT KNIT DOZ	8	324
	ITALY.....	8	324
6203492060	BOYS' SHORTS N IMP PLAYSUIT PART ART FIB,NT KT DOZ	503	4,112
	DOMINICAN REPUBLIC.....	420	2,012
	INDONESIA.....	83	2,100
6203494020	MB TROUSER ETC CONT >=70% SLK/SLK WST, NT KNT/CRCH DOZ	7	467
	COLOMBIA.....	7	467
6203498025	M/B TROUSER ETC OT TEX MTRL SUBJ WOOL RSTRT, NT KT DOZ	228	12,792
	ITALY.....	228	12,792
6203498045	M/B TROUSERS ETC OTHER TEXTILE MATERIALS, NOT KNIT DOZ	667	83,959
	COLOMBIA.....	19	2,076
	DOMINICAN REPUBLIC.....	132	13,432
	ITALY.....	5	3,153
	MEXICO.....	18	3,970
	PHILIPPINES.....	493	61,328
6204110000	WOMEN'S OR GIRLS' SUITS OF WOOL, NOT KNIT OR CROCH NO	14	510
	COLOMBIA.....	14	510
6204132010	WOMEN'S SUITS SYN FIB CONT < 36% WOOL/FAH, N KT/CR NO	40	1,242
	FRANCE.....	1	953
	ITALY.....	39	289
6204312010	WOMEN'S SUIT-TYPE JACKETS WOOL NOT >30% SILK,NT KT DOZ	6	11,040
	CANADA.....	6	11,040
6204322030	W SUIT-TYPE JACKETS OF COT <36% BY WGT FLAX NOT KN DOZ	6	4,271
	AUSTRIA.....	1	598
	ITALY.....	1	360
	MEXICO.....	4	3,313
6204334010	WOMEN'S SUIT-TYPE JACKETS SYN FIB >36% WOOL, NT KT DOZ	2	3,150
	CANADA.....	2	3,150
6204335010	W ST-TYP JAC SYN FIB <36% BY WGT W/FAH, NT KT/CRCH DOZ	263	34,621
	CANADA.....	3	5,370
	MEXICO.....	260	29,251
6204335020	G ST-TYP JAC OT SYN FIB CONT <36% BY WGT W/FAH, NK DOZ	7	2,728
	COLOMBIA.....	7	2,728
6204393010	WOMEN'S SUIT-TYPE JACKET ART FIB N <36% WOOL,NT KT DOZ	56	57,158
	MEXICO.....	56	57,158
6204398060	W/G SUIT-TYPE JACKET TEXTILE MATERIALS NESOI, N KT DOZ	15	13,870
	MEXICO.....	15	13,870
6204423020	G DRESSES OF COT CORD CONT <36% BY WGT FLX, NOT KN DOZ	917	41,226
	DOMINICAN REPUBLIC.....	917	41,226
6204423030	W DRESS COT > 2 COLORS WARP/FLLNG <36% FLX F, N KT DOZ	22	2,136
	BRAZIL.....	11	806
	MEXICO.....	11	1,330
6204423040	G DRESS COT > 2 COLORS WARP/FLLNG <36% FLX F, N KT DOZ	15	1,331
	CHILE.....	15	1,331
6204423050	WOM DRESS OF COT CONT <36% WGT FLAX FIB, NT K/CROC DOZ	1,730	103,145
	DOMINICAN REPUBLIC.....	265	14,560
	ECUADOR.....	225	3,132
	INDIA.....	489	24,735
	INDONESIA.....	170	9,774
	MEXICO.....	272	28,014
	TRINIDAD @ TOBAGO.....	1	360
	TURKEY.....	308	22,570
6204423060	G DRES NESOI OF COTTON CONT <36% FLX FIB, NOT KNIT DOZ	9,391	730,688
	CHILE.....	14	1,213
	COLOMBIA.....	1,698	219,254
	DOMINICAN REPUBLIC.....	1,199	53,871
	ECUADOR.....	79	700
	INDONESIA.....	100	5,252
	MEXICO.....	235	11,393
	PANAMA.....	6,061	437,672
	SPAIN.....	3	981
	VENEZUELA.....	2	352

TABLE 2 - IMPORTS INTO PUERTO RICO FROM FOREIGN COUNTRIES  
BY COMMODITY AND COUNTRY OF ORIGIN-FISCAL YEAR 2000

COMM-CODE	COMMODITY, COUNTRY AND UNIT OF QUANTITY	QUANTITY	VALUE-\$
6204434010	WOMEN'S DRESSES SYN FIB > 2 COLOR WARP/FILLNG,N KT DOZ	172	7,953
	ITALY.....	1	439
	JORDAN.....	160	5,729
	MEXICO.....	2	1,184
	PANAMA.....	9	601
6204434020	G DRESS SYN FIB > 2 CLR WARP/FILLNG, <36%W/FAH,N K DOZ	385	12,894
	EL SALVADOR.....	285	8,974
	INDONESIA.....	100	3,920
6204434030	WOMEN'S DRESSES SYN FIB <36% BY WGT OF W/FAH N KNT DOZ	1,886	166,029
	CANADA.....	6	12,580
	COLOMBIA.....	2	566
	INDIA.....	108	16,075
	INDONESIA.....	1,528	106,639
	ITALY.....	2	2,025
	MEXICO.....	29	17,178
	PANAMA.....	23	2,514
	THAILAND.....	188	8,452
6204434040	GIRLS' DRESSES SYN FIB <36% BY WGT W/FAH NOT KNIT DOZ	7,101	463,643
	COLOMBIA.....	956	131,513
	DOMINICAN REPUBLIC.....	1,044	14,413
	EL SALVADOR.....	803	27,173
	INDONESIA.....	125	4,750
	MEXICO.....	2,191	136,229
	NICARAGUA.....	421	31,088
	PANAMA.....	1,513	109,439
	SPAIN.....	48	9,038
6204444010	W DRESSES OF OT ART FIB <36% BY WGT OF W/FAH NT KT DOZ	5,830	443,329
	DOMINICAN REPUBLIC.....	52	3,203
	INDIA.....	1,210	123,292
	INDONESIA.....	4,265	262,668
	MEXICO.....	67	43,048
	THAILAND.....	234	10,683
	TRINIDAD @ TOBAGO.....	2	435
6204444020	G DRESSES NESOI ART FIB <36% BY WGT W/FAH NOT KNIT DOZ	1,062	32,713
	COLOMBIA.....	25	5,089
	DOMINICAN REPUBLIC.....	459	5,678
	INDONESIA.....	470	19,563
	THAILAND.....	108	2,383
6204491000	WG DRESSES OF SILK CONT >=70% SLK/SLK WST, NT KNIT DOZ	167	45,227
	COLOMBIA.....	166	44,556
	ITALY.....	1	671
6204495030	W/G DRESSES OF OT TEXTILE MAT SUBJ MMF RES, NT KT DOZ	39	6,737
	BRAZIL.....	39	6,737
6204495050	WG DRESSES OF SLK, <70% BY WGT SLK/SLK WST NT KNIT DOZ	202	53,566
	COLOMBIA.....	202	53,566
6204495060	W/G DRESSES OF TEXTILE MATERIALS NESOI, NOT KNIT DOZ	45	12,805
	COLOMBIA.....	17	2,952
	DOMINICAN REPUBLIC.....	8	988
	ITALY.....	1	543
	MEXICO.....	19	8,322
6204510010	WOMEN'S SKIRTS AND DIVIDED SKIRTS OF WOOL, NT KNIT DOZ	6	3,615
	CANADA.....	6	3,615
6204522030	WOMEN'S SKIRT & DIVIDED SKIRT COT BLUE DENIM, N KT DOZ	120	14,718
	DOMINICAN REPUBLIC.....	120	14,718
6204522040	GIRLS' SKIRT & DIVIDED SKIRT COT BLUE DENIM, N KT DOZ	784	58,566
	MEXICO.....	784	58,566
6204522070	WOMEN'S SKIRT & DIVIDED SKIRT COTTON; NESOI, NT KT DOZ	4,540	199,267
	ARGENTINA.....	1	277
	BRAZIL.....	16	1,021
	DOMINICAN REPUBLIC.....	1,338	76,947
	INDIA.....	2,694	88,404
	INDONESIA.....	172	8,874
	MEXICO.....	132	10,553
	NEPAL.....	36	1,611
	NETHERLAND ANTIL. EXC ARUBA.....	31	870
	PERU.....	120	10,710
6204522080	GIRLS' SKIRTS & DIVD SKIRTS OT COTTON; NESOI, N KN DOZ	1,335	75,072
	COLOMBIA.....	50	2,719
	DOMINICAN REPUBLIC.....	849	44,959

TABLE 2 - IMPORTS INTO PUERTO RICO FROM FOREIGN COUNTRIES  
BY COMMODITY AND COUNTRY OF ORIGIN-FISCAL YEAR 2000

COMM-CODE	COMMODITY, COUNTRY AND UNIT OF QUANTITY	QUANTITY	VALUE-\$
	MEXICO.....	424	26,962
	PANAMA.....	12	432
6204533010	W SKIRTS OF SYN FIB <36% BY WGT OF W/FAH NOT KNIT DOZ	1,665	89,899
	ARGENTINA.....	22	1,483
	CANADA.....	7	4,160
	COLOMBIA.....	22	1,049
	DOMINICAN REPUBLIC.....	174	10,487
	FRANCE.....	1	483
	INDIA.....	150	8,262
	INDONESIA.....	318	12,944
	ITALY.....	5	2,687
	JORDAN.....	473	17,987
	MEXICO.....	159	16,166
	PANAMA.....	334	14,191
6204533020	G SKIRTS OF SYN FIB; <36% BY WGT W/FAH, NOT KNIT DOZ	623	21,275
	COLOMBIA.....	186	4,464
	DOMINICAN REPUBLIC.....	39	769
	EL SALVADOR.....	98	1,176
	MEXICO.....	300	14,866
6204593010	WOMEN SKIRTS ART FIB <36% BY WGT OF W/FAH NOT KNIT DOZ	4,827	194,328
	INDIA.....	3,735	126,031
	INDONESIA.....	909	38,192
	MEXICO.....	54	25,247
	PANAMA.....	19	615
	THAILAND.....	110	4,243
6204593020	GIRLS' SKIRTS ART FIB <36% BY WGT W/FAH NOT KNIT DOZ	51	1,004
	INDONESIA.....	16	434
	THAILAND.....	35	570
6204594030	W/G SKIRTS OT TEXTILE MATERIAL SUBJ MMF RES, N KT DOZ	17	1,892
	BRAZIL.....	17	1,892
6204594040	W/G SKIRTS OF SILK CONT 70% MORE SILK, NOT KNIT DOZ	12	709
	COLOMBIA.....	2	414
	NEPAL.....	10	295
6204594060	W/G SKIRTS OF TEXTILE MATERIALS NESOI, NOT KNIT DOZ	15	4,348
	DOMINICAN REPUBLIC.....	9	567
	MEXICO.....	6	3,781
6204622050	GIRLS' B&B OVRALS COT N-INSLTD N-IMP PLYST NT KNIT DOZ	287	25,237
	MEXICO.....	287	25,237
6204624005	WOMEN'S TROUSERS AND BREECHES COT CORDUROY, NT KT DOZ	400	36,000
	PERU.....	400	36,000
6204624010	WOMEN'S TROUSERS & BREECHES COT BLUE DENIM, NT KT DOZ	3,622	259,911
	DOMINICAN REPUBLIC.....	3,409	240,987
	PERU.....	213	18,924
6204624020	WOMEN'S TROUSERS & BREECHES OTHER COTTON, NOT KNIT DOZ	7,538	659,447
	ARGENTINA.....	10	3,106
	BRAZIL.....	28	1,832
	COLOMBIA.....	172	13,430
	DOMINICAN REPUBLIC.....	4,066	330,818
	EL SALVADOR.....	12	925
	INDONESIA.....	17	1,044
	JORDAN.....	84	2,298
	MEXICO.....	188	18,369
	NEPAL.....	10	515
	NETHERLAND ANTIL. EXC ARUBA.....	32	1,143
	PERU.....	2,617	267,034
	THAILAND.....	29	1,089
	TURKEY.....	273	17,844
6204624030	GIRLS' TROUSERS COT CORD NT IMP PLYSUIT PTS, N KT DOZ	41	2,800
	PERU.....	41	2,800
6204624035	GIRLS' TROUSERS COT BLUE DENIM IMP PLYSUIT PT,N KT DOZ	7	2,678
	ITALY.....	7	2,678
6204624040	GIRLS' TROUSER COT BLUE DNM NT IMP PLYSUIT PT,N KT DOZ	778	54,996
	DOMINICAN REPUBLIC.....	440	23,247
	MEXICO.....	313	30,001
	PERU.....	25	1,748
6204624045	GIRLS' TROUSERS OTHER COTTON IMP PLYSUIT PT, N KT DOZ	61	5,343
	DOMINICAN REPUBLIC.....	61	5,343
6204624050	GIRLS' TROUSER OT COTTON NOT IMP PLYSUIT PT, N KT DOZ	19,780	1,401,673
	CHINA (TAIWAN).....	6,927	738,638

TABLE 2 - IMPORTS INTO PUERTO RICO FROM FOREIGN COUNTRIES  
BY COMMODITY AND COUNTRY OF ORIGIN-FISCAL YEAR 2000

COMM-CODE	COMMODITY, COUNTRY AND UNIT OF QUANTITY	QUANTITY	VALUE-\$
	COLOMBIA.....	129	8,187
	DOMINICAN REPUBLIC.....	12,093	607,233
	MEXICO.....	307	26,674
	PANAMA.....	99	3,677
	PERU.....	219	16,593
	THAILAND.....	6	671
6204624055	WOMEN'S SHORTS OF COTTON, NOT KNIT DOZ	1,160	69,664
	BRAZIL.....	15	1,460
	COLOMBIA.....	65	3,877
	DOMINICAN REPUBLIC.....	503	27,903
	MEXICO.....	246	7,948
	PERU.....	225	19,586
	TURKEY.....	106	8,890
6204624065	GIRLS' SHORTS COTTON IMP PLAYSUIT PARTS, NOT KNIT DOZ	3,948	198,207
	CHILE.....	29	1,671
	COLOMBIA.....	186	13,740
	DOMINICAN REPUBLIC.....	2,430	115,511
	MEXICO.....	1,303	67,285
6204631510	WOMEN'S BIB & BRACE OVERALLS SYNTHETIC FIBER,N KT DOZ	22	434
	DOMINICAN REPUBLIC.....	22	434
6204633510	W TROUSERS ETC SYN FIB <36% WGT W/FAH, N KNT/CROCH DOZ	1,813	103,992
	ARGENTINA.....	9	2,477
	AUSTRIA.....	1	438
	COLOMBIA.....	172	6,970
	DOMINICAN REPUBLIC.....	875	42,385
	INDIA.....	59	4,657
	INDONESIA.....	93	3,057
	ITALY.....	2	565
	MEXICO.....	305	30,266
	PANAMA.....	297	13,177
6204633530	G TROUS ETC SYN FIB <36% W/FAH N IMP PLYST PT, N K DOZ	217	5,578
	COLOMBIA.....	20	1,223
	DOMINICAN REPUBLIC.....	90	431
	INDONESIA.....	25	730
	MEXICO.....	55	2,300
	PANAMA.....	27	894
6204633532	W SHORTS OF SYN FIB <36% W/FAH, NOT KNIT/CROCHETED DOZ	313	11,557
	CANADA.....	2	980
	COLOMBIA.....	58	5,237
	INDIA.....	245	4,956
	MEXICO.....	8	384
6204633540	G SHORTS SYN FIB <36% W/FAH NT IMP PLYST PT, N KT DOZ	490	10,480
	DOMINICAN REPUBLIC.....	174	834
	MEXICO.....	316	9,646
6204692010	WOMEN'S TROUSERS ART FIBERS CONT > 36% WOOL, N KT DOZ	2	740
	MEXICO.....	2	740
6204692510	WOMEN'S TROUSERS ART FIB CONT < 36% WOOL, N KT/CRC DOZ	614	60,553
	AUSTRIA.....	1	293
	INDIA.....	302	10,729
	INDONESIA.....	204	8,809
	MEXICO.....	57	38,900
	THAILAND.....	50	1,822
6204692530	GRLS' TRSR ART FIB <36% W/FAH N IMP PLYST PT,N KT DOZ	106	3,094
	INDONESIA.....	106	3,094
6204692540	WOMEN'S SHORTS ART FIBER CONT < 36% WOOL, NT KT/CR DOZ	1,608	42,584
	INDIA.....	339	6,763
	INDONESIA.....	1,269	35,821
6204692560	GIRLS SHORT ART FIB < 36% W/FAH IMP PLYST PT, N KN DOZ	36	1,412
	DOMINICAN REPUBLIC.....	6	597
	INDONESIA.....	30	815
6204699030	W/G TROUSERS OF OT TEXTILE MAT SUBJ MMF RES, N KT DOZ	56	8,257
	BRAZIL.....	56	8,257
6204699044	W/G TROUSERS,BREECHES OF OTH TEXT MAT NESOI,NT KNT DOZ	104	14,863
	DOMINICAN REPUBLIC.....	78	3,516
	ITALY.....	4	1,213
	MEXICO.....	22	10,134
6204699046	W/G SHORTS OF OTH TEXT MAT NESOI,NT KNT DOZ	29	3,649
	BRAZIL.....	1	639
	DOMINICAN REPUBLIC.....	25	2,626

TABLE 2 - IMPORTS INTO PUERTO RICO FROM FOREIGN COUNTRIES  
BY COMMODITY AND COUNTRY OF ORIGIN-FISCAL YEAR 2000

COMM-CODE	COMMODITY, COUNTRY AND UNIT OF QUANTITY	QUANTITY	VALUE-\$
	MEXICO.....	3	384
6205202015	MEN'S DRESS SHIRTS OF COTTON W >2 COLORS WARP,N KT DOZ	714	59,954
	DOMINICAN REPUBLIC.....	3	425
	ECUADOR.....	14	680
	MEXICO.....	343	27,759
	PERU.....	12	953
	REPUBLIC OF KOREA.....	342	30,137
6205202020	BOYS' DRESS SHIRTS OF COTTON W >2 COLORS WARP,N KT DOZ	13	984
	MEXICO.....	13	984
6205202025	MEN'S DRESS SHIRTS OF COTTON; NESOI, NOT KNIT DOZ	3,653	230,966
	CHINA, PEOPLE'S REP.(MAINLAND).....	23	2,507
	COLOMBIA.....	81	12,889
	INDONESIA.....	1,558	95,205
	ITALY.....	64	19,569
	MEXICO.....	127	3,845
	PANAMA.....	691	34,170
	REPUBLIC OF KOREA.....	1,107	62,197
	THAILAND.....	2	584
6205202030	BOYS' DRESS SHIRTS OF COTTON; NESOI, NOT KNIT DOZ	1,447	112,903
	DOMINICAN REPUBLIC.....	558	59,351
	MEXICO.....	290	12,684
	PANAMA.....	599	40,868
6205202050	MEN'S SHIRTS COT WTH >2 CLR WARP, NT NAPPD NT KNIT DOZ	6,624	423,030
	INDONESIA.....	340	21,319
	ITALY.....	1	291
	JORDAN.....	307	13,088
	MEXICO.....	849	43,644
	PERU.....	210	16,380
	REPUBLIC OF KOREA.....	4,863	323,959
	SPAIN.....	54	4,349
6205202060	BOYS' SHRT COT W>2 CLR WRP N/NP N/IMP PLYST PT,N K DOZ	456	19,066
	FINLAND.....	4	322
	MEXICO.....	452	18,744
6205202065	MEN'S COTTON SHIRTS NESOI, NOT KNIT DOZ	41,795	3,743,841
	ARGENTINA.....	3	845
	CANADA.....	6	2,804
	CHINA, PEOPLE'S REP.(MAINLAND).....	235	23,773
	COLOMBIA.....	3,345	325,423
	DOMINICAN REPUBLIC.....	11,887	1,140,099
	ECUADOR.....	63	750
	GUATEMALA.....	1,032	66,528
	INDIA.....	315	17,388
	INDONESIA.....	2,967	167,734
	ITALY.....	316	87,890
	MACAO.....	2,129	254,044
	MAURITIUS.....	823	52,070
	MEXICO.....	592	26,105
	PAKISTAN.....	372	23,388
	PANAMA.....	4,790	429,740
	PHILIPPINES.....	655	47,301
	REPUBLIC OF KOREA.....	8,257	547,584
	SPAIN.....	86	24,222
	SRI LANKA.....	3,900	504,949
	THAILAND.....	22	1,204
6205202075	BOYS' SHIRTS COTTON NESOI NT IMP PLYSUIT PTS, N KT DOZ	2,755	129,258
	COLOMBIA.....	23	1,163
	DOMINICAN REPUBLIC.....	744	27,895
	INDIA.....	120	6,056
	JORDAN.....	177	5,295
	MEXICO.....	969	44,029
	PANAMA.....	323	22,103
	PHILIPPINES.....	384	21,391
	SPAIN.....	15	1,326
6205302010	MEN'S DRESS SHIRT MMF WTH > 2 COLOR WARP, NT KNIT DOZ	2,371	227,573
	DOMINICAN REPUBLIC.....	2,371	227,573
6205302020	BOYS' DRESS SHIRTS MMF WITH > 2 COLOR WARP, NT KT DOZ	23	1,514
	DOMINICAN REPUBLIC.....	23	1,514
6205302030	MEN'S DRESS SHIRTS MMF NESOI, <36% W/FAH, NOT KNIT DOZ	4,124	233,930
	DOMINICAN REPUBLIC.....	299	25,550



TABLE 2 - IMPORTS INTO PUERTO RICO FROM FOREIGN COUNTRIES  
BY COMMODITY AND COUNTRY OF ORIGIN-FISCAL YEAR 2000

COMM-CODE	COMMODITY, COUNTRY AND UNIT OF QUANTITY	QUANTITY	VALUE-\$
	ITALY.....	27	9,120
	PERU.....	192	16,546
	REPUBLIC OF KOREA.....	3,606	182,714
6205302050	MEN'S SHIRT EX DRSS MMF WITH > 2 COLOR WARP, NT KT DOZ	7,804	342,808
	ITALY.....	4	1,470
	JORDAN.....	1,695	58,900
	REPUBLIC OF KOREA.....	6,043	277,510
	SPAIN.....	62	4,928
6205302060	BOYS' SHIRT EX DRSS MMF >2 CLR WRP N PLYST PT,N KT DOZ	59	1,770
	JORDAN.....	59	1,770
6205302070	MEN'S SHIRTS EX DRESS MMF NESOI; <36% W/FAH, NT KT DOZ	20,807	1,423,317
	ARGENTINA.....	32	3,291
	CHINA (TAIWAN).....	126	8,316
	COLOMBIA.....	116	14,906
	DOMINICAN REPUBLIC.....	4,866	624,869
	INDONESIA.....	48	1,951
	ITALY.....	56	18,295
	JORDAN.....	114	3,078
	MEXICO.....	4,413	165,904
	PANAMA.....	253	35,352
	REPUBLIC OF KOREA.....	10,783	547,355
6205302080	BOYS' SHIRT EX DRSS MMF NESOI NT IMP PLYST PT,N KT DOZ	390	20,699
	COLOMBIA.....	52	2,295
	INDONESIA.....	25	820
	MEXICO.....	114	4,499
	PERU.....	199	13,085
6205901000	M/B SHIRTS SILK CONT > 70% SILK, NOT KNIT DOZ	7	311
	COLOMBIA.....	7	311
6205904030	M/B SHIRTS OF OT TEXTILE MAT SUBJ MMF RES, NT KNIT DOZ	6	1,070
	SPAIN.....	6	1,070
6205904040	M/B SHIRTS OF OTHER TEXTILE MATRLS NESOI, NOT KNIT DOZ	11,298	1,013,501
	COLOMBIA.....	19	2,160
	ITALY.....	64	31,304
	PANAMA.....	1,086	174,484
	REPUBLIC OF KOREA.....	10,054	779,530
	SPAIN.....	75	26,023
6206100040	W/G BLOUSES OF SILK CONT 70% MORE SILK, NOT KNIT DOZ	2	276
	COLOMBIA.....	2	276
6206203010	W WOOL BLOUSES <30% WGT OF W/FAH NESOI N KNIT/CROC DOZ	4	3,448
	ECUADOR.....	4	3,448
6206303010	WOMEN'S BLOUSES COTTON WITH >=2 COLOR WARP, NT KN DOZ	59	3,911
	BRAZIL.....	44	2,662
	MEXICO.....	15	1,249
6206303030	GIRLS' WOV COT BLOUS+SHRT YDC N IMP AS RT PLAYSUIT DOZ	5	335
	CHILE.....	5	335
6206303040	WMNS BLS,SHRT,COT,N-KTD,W<2 CLRS IN WRP A/O FILL DOZ	2,520	107,347
	AUSTRIA.....	1	295
	COLOMBIA.....	5	385
	DOMINICAN REPUBLIC.....	145	5,302
	INDIA.....	1,352	39,445
	INDONESIA.....	23	971
	MEXICO.....	495	31,036
	NEPAL.....	14	430
	NETHERLAND ANTIL. EXC ARUBA.....	70	2,675
	NICARAGUA.....	17	400
	THAILAND.....	17	598
	TRINIDAD @ TOBAGO.....	2	375
	TURKEY.....	379	25,435
6206303060	GRL BLS,SHRT,COT,N-KTD,W<2CLRS IN WARP A/O FIL,OTH DOZ	525	27,741
	COLOMBIA.....	383	20,874
	MEXICO.....	38	3,165
	PANAMA.....	101	3,030
	SPAIN.....	3	672
6206403010	W BLSS MMF CONT <36% WGT FL FB W> 2 CLR WRP, N KNT DOZ	468	14,304
	DOMINICAN REPUBLIC.....	30	870
	ITALY.....	1	311
	JORDAN.....	437	13,123
6206403025	G BLOUSE MMF WTH >=2 CLR WRP NT IMP PLYST PT,N KT DOZ	48	2,498
	JORDAN.....	48	2,498

TABLE 2 - IMPORTS INTO PUERTO RICO FROM FOREIGN COUNTRIES  
BY COMMODITY AND COUNTRY OF ORIGIN-FISCAL YEAR 2000

COMM-CODE	COMMODITY, COUNTRY AND UNIT OF QUANTITY	QUANTITY	VALUE-\$
6206403030	WOMEN'S BLOUSES OF MMF < 36% FLAX FIB NT KNIT DOZ	5,072	325,895
	ARGENTINA.....	1	518
	CANADA.....	4	2,054
	DOMINICAN REPUBLIC.....	805	110,210
	INDIA.....	2,212	83,309
	INDONESIA.....	1,064	30,679
	ITALY.....	2	856
	MEXICO.....	276	67,369
	PANAMA.....	672	28,351
	PERU.....	36	2,549
6206403050	G BLOUSES OF MMF CONT <36% BY WGT FLX FIB NOT KNIT DOZ	531	8,112
	COLOMBIA.....	160	4,111
	DOMINICAN REPUBLIC.....	210	945
	EL SALVADOR.....	98	1,176
	INDONESIA.....	30	380
	MEXICO.....	6	690
	PANAMA.....	27	810
6206900030	W/G BLOUSES OF OT TEXTILE MAT SUBJ MMF RES, N KT DOZ	421	36,297
	BRAZIL.....	70	9,122
	DOMINICAN REPUBLIC.....	351	27,175
6206900040	W/G BLOUSES OF OTHR TEXTILE MATRLS NESOI, NOT KNIT DOZ	188	22,337
	BRAZIL.....	6	382
	DOMINICAN REPUBLIC.....	137	10,291
	ITALY.....	3	2,049
	MEXICO.....	42	9,615
6207110000	M/B UNDERPANTS AND BRIEFS OF COTTON, NOT KNIT DOZ	11,929	38,419
	COLOMBIA.....	11,929	38,419
6207199010	M/B UNDERPANTS AND BRIEFS MANMADE FIBERS, NT KNIT DOZ	624	19,493
	COLOMBIA.....	624	19,493
6207922020	M/B BTHROBE DRESSNG GOWN ETC MMF <36% WL/FAH, N KT DOZ	25	808
	INDONESIA.....	25	808
6208110000	W/G SLIPS AND PETTICOATS MAN-MADE FIBERS, NOT KNIT DOZ	987	61,855
	GUATEMALA.....	987	61,855
6208210020	WOMEN'S NIGHTDRESS ETC COT NT > 2 COLOR WRP, N KT DOZ	287	6,567
	DOMINICAN REPUBLIC.....	263	6,012
	SPAIN.....	24	555
6208220000	W/G NIGHTDRESSES & PAJAMAS MAN-MADE FIBERS, NOT KT DOZ	4,099	157,869
	COLOMBIA.....	261	13,956
	DOMINICAN REPUBLIC.....	1,192	42,704
	INDONESIA.....	86	4,854
	MEXICO.....	2,030	77,022
	PANAMA.....	231	12,430
	SPAIN.....	10	1,002
	THAILAND.....	289	5,901
6208911010	WOMEN'S NEGLIGEES, BATHROBES ETC OF COTTON, NT KT DOZ	27,231	1,235,242
	DOMINICAN REPUBLIC.....	26,919	1,230,082
	ECUADOR.....	303	4,320
	MEXICO.....	9	840
6208920010	WOMEN'S NEGLIGEE, BATHROBE,ETC OF MANMADE FIB,N KT DOZ	40,159	1,990,862
	CANADA.....	62	9,490
	DOMINICAN REPUBLIC.....	36,350	1,887,771
	FRANCE.....	1	1,525
	INDONESIA.....	10	580
	MEXICO.....	683	26,820
	THAILAND.....	3,053	64,676
6208920020	GIRLS' NEGLIGEES, BATHROBE,ETC OF MANMADE FIB,N KT DOZ	4	297
	MEXICO.....	4	297
6208920030	WOMEN'S BRFS PNTS SNGLT OTHER UNDSHRTS MMF N KT DOZ	797	11,306
	MEXICO.....	797	11,306
6208920040	GIRLS' BRFS PNTS SNGLTS OTH UNDSHRTS OF MMF N KT DOZ	85	576
	EL SALVADOR.....	85	576
6209201000	BABIES' DRESSES OF COTTON, NOT KNIT DOZ	1,763	106,006
	CHILE.....	55	4,363
	COLOMBIA.....	580	48,796
	COSTA RICA.....	354	12,301
	DOMINICAN REPUBLIC.....	77	480
	PANAMA.....	612	30,535
	SPAIN.....	85	9,531
6209202000	BABIES' BLOUSES & SHIRTS EX SET PTS OF COTTON,N KT DOZ	6,164	70,567

TABLE 2 - IMPORTS INTO PUERTO RICO FROM FOREIGN COUNTRIES  
BY COMMODITY AND COUNTRY OF ORIGIN-FISCAL YEAR 2000

COMM-CODE	COMMODITY, COUNTRY AND UNIT OF QUANTITY	QUANTITY	VALUE-\$
	COLOMBIA.....	24	1,728
	COSTA RICA.....	60	288
	DOMINICAN REPUBLIC.....	4,031	16,239
	MEXICO.....	2,049	52,312
6209203000	BABIES' TROUSERS, SHORTS EX SET PARTS OF COT, N KT DOZ	2,394	69,226
	COLOMBIA.....	39	2,022
	MEXICO.....	2,335	66,207
	SPAIN.....	20	997
6209205030	BABIES' SUNSUITS & SIMILAR APPAREL OF COTTON, N KT DOZ	148	14,820
	COLOMBIA.....	72	10,637
	PANAMA.....	76	4,183
6209205035	BABIES' GRMNTS & CLTHNG ACCESS SETS OF COTTON, DOZ	1,047	46,508
	CHILE.....	12	1,418
	COLOMBIA.....	160	20,050
	COSTA RICA.....	301	19,723
	DOMINICAN REPUBLIC.....	503	2,578
	EL SALVADOR.....	10	348
	PANAMA.....	39	1,224
	SPAIN.....	22	1,167
6209205045	BABIES' GRMNT & CLTHNG ACCESS SET PT OF COT, N KT DOZ	72	4,608
	COLOMBIA.....	72	4,608
6209205050	BABIES' OT GRMNTS & CLOTHING ACCESS OF COTTON,N KT DOZ	1,042	30,479
	CHILE.....	141	11,288
	COLOMBIA.....	246	13,366
	COSTA RICA.....	59	426
	DOMINICAN REPUBLIC.....	492	2,175
	ITALY.....	3	576
	SPAIN.....	101	2,648
6209301000	BABIES' BLOUSES, SHIRTS EX SET PTS OF SYN FIB,N KT DOZ	1,438	9,165
	DOMINICAN REPUBLIC.....	656	2,657
	MEXICO.....	782	6,508
6209302000	BABIES' TROUSERS, SHORTS EX SET PT OF SYN FIB,N KT DOZ	5	315
	COLOMBIA.....	5	315
6209303010	BABIES' SUNSUITS & SIMILAR APPAREL OF SYN FIB,N KT DOZ	185	14,926
	COLOMBIA.....	112	10,684
	COSTA RICA.....	19	1,155
	PANAMA.....	54	3,087
6209303020	BABIES' GRMNT & CLTHNG ACCESS SETS OF SYN FIB,N KT DOZ	6,208	278,726
	COLOMBIA.....	1,262	77,313
	COSTA RICA.....	37	1,895
	EL SALVADOR.....	909	16,227
	MEXICO.....	2,908	135,517
	NICARAGUA.....	960	34,109
	SPAIN.....	132	13,665
6209303040	BABIES' OT GRMNT & CLOTHING ACCESS OF SYN FIB,N KT DOZ	3,752	184,275
	COLOMBIA.....	904	75,326
	DOMINICAN REPUBLIC.....	77	494
	EL SALVADOR.....	1,701	55,134
	NICARAGUA.....	1,017	50,614
	PANAMA.....	37	992
	SPAIN.....	16	1,715
6209903010	BABIES' SUNSUITS & SIMILAR APPAREL OF ART FIB,N KT DOZ	293	18,454
	MEXICO.....	293	18,454
6209903020	BABIES' GRMNT & CLTHNG ACCESS SETS OF ART FIB,N KT DOZ	21	4,682
	SPAIN.....	21	4,682
6209905000	BABIES' GRMNT ETC OF TEX MAT CONT 70% SILK, NT KT DOZ	186	24,459
	COLOMBIA.....	186	24,459
6209909000	BABIES' GRMNT & CLTHNG ACCESS <70% SLK/SLK WS N KT DOZ	566	74,342
	COLOMBIA.....	539	73,038
	PANAMA.....	27	1,304
6210102000	GARMENTS FELT/NONWOVEN ON PAPER BASE, N KT OR CROC DOZ	1,817	7,459
	CHINA,PEOPLE'S REP.(MAINLAND).....	1,817	7,459
6210105000	NONWOVEN DISPOSABLE APPAREL FOR CLINIC FELT, NT KT DOZ	93,130	95,243
	CHINA (TAIWAN).....	5,042	8,566
	CHINA,PEOPLE'S REP.(MAINLAND).....	88,065	86,018
	MEXICO.....	23	659
6210205000	M/B OVERCOATS ETC MMF FELT/NONWOVEN N IMPREG, N KT DOZ	21	500
	MEXICO.....	21	500
6210305000	W/G OVERCOATS OF FLT OR NWOVNS OF MMF, NT KNT/CRCH DOZ	42	1,000

TABLE 2 - IMPORTS INTO PUERTO RICO FROM FOREIGN COUNTRIES  
BY COMMODITY AND COUNTRY OF ORIGIN-FISCAL YEAR 2000

COMM-CODE	COMMODITY, COUNTRY AND UNIT OF QUANTITY	QUANTITY	VALUE-\$
	MEXICO.....	42	1,000
6210405040	M/B OVERALLS OF RUBBERIZED MAN-MADE FIBERS, NT KNT DOZ	20	960
	MEXICO.....	20	960
6210405050	M/B GARMENTS NESOI RUBBERIZED MAN-MADE FIBERS N KT DOZ	50	1,410
	MEXICO.....	50	1,410
6210505040	W/G OVERALLS RUBBERIZED MAN-MADE FIBERS, NOT KNIT DOZ	16	580
	MEXICO.....	16	580
6210509090	W/G N-KNIT,OTH THAN MMF,OTH APPAREL,IMPREG FABRIC DOZ	1	1,070
	MEXICO.....	1	1,070
6211111010	MEN'S SWIMWEAR OF MAN-MADE FIBERS, NOT KNIT DOZ	7	882
	MEXICO.....	7	882
6211111020	BOYS' SWIMWEAR OF MAN-MADE FIBERS, NOT KNIT DOZ	181	9,925
	MEXICO.....	181	9,925
6211121010	WOMEN'S SWIMWEAR OF MAN-MADE FIBERS, NOT KNIT DOZ	300	26,307
	COLOMBIA.....	146	14,112
	SPAIN.....	154	12,195
6211121020	GIRLS' SWIMWEAR OF MAN-MADE FIBERS, NOT KNIT DOZ	440	32,439
	MEXICO.....	440	32,439
6211310040	MEN'S OR BOYS' VESTS OF WOOL, NOT KNIT OR CROCHTD DOZ	3	2,210
	CANADA.....	3	2,210
6211320075	MEN'S OR BOYS' JACKETS NESOI,OF COTTON, NOT KNIT DOZ	2	364
	MEXICO.....	2	364
6211320081	MEN'S OR BOYS' GARMENTS NESOI OF COTTON, NOT KNIT DOZ	46	10,008
	COLOMBIA.....	2	1,400
	COSTA RICA.....	44	8,608
6211330010	MEN'S CVRALS & SMI APPAREL M-M FIB NT INSLTD NT KT DOZ	180	12,149
	ITALY.....	9	1,137
	MEXICO.....	171	11,012
6211330040	M/B MMF SHIRTS EXCLUDED FROM HDNG 6205; NOT KNIT DOZ	38	3,078
	COSTA RICA.....	38	3,078
6211330061	M/B GARMENTS NESOI OF MAN-MADE FIBERS, NOT KNIT DOZ	56	6,300
	COLOMBIA.....	15	2,703
	ITALY.....	5	256
	MEXICO.....	33	2,400
	SWEDEN.....	1	584
	UNITED KINGDOM OF GT BRITAIN.....	2	357
6211410050	WOMEN'S OR GIRLS' VESTS OF WOOL, NOT KNIT OR CROCH DOZ	2	1,690
	CANADA.....	2	1,690
6211420010	WMN'S COVERALLS AND SIMILAR APPAREL,COTTON,N-KNIT DOZ	465	65,441
	ARGENTINA.....	1	257
	DOMINICAN REPUBLIC.....	464	65,184
6211420020	GIRLS' CVRALS & SIM APPAREL COT NT INSULATED NT KT DOZ	10	1,027
	CHILE.....	6	525
	VENEZUELA.....	4	502
6211420056	W/G COT BLSES, SHRTS & SHRT-BLSES EX HD 6206 NT KT DOZ	5,682	149,006
	INDIA.....	5,001	129,034
	INDONESIA.....	641	17,350
	MEXICO.....	10	642
	PERU.....	30	1,980
6211420060	WOMEN'S OR GIRLS' JUMPERS OF COTTON, NOT KNIT DOZ	879	61,707
	MEXICO.....	859	60,651
	PANAMA.....	20	1,056
6211420081	W/G GARMENTS NESOI OF COTTON, NOT KNIT DOZ	649	24,346
	COLOMBIA.....	30	2,058
	INDIA.....	408	8,405
	INDONESIA.....	17	321
	ITALY.....	194	13,562
6211430010	WMENS CVRALS & SIM APPAREL M-M FIB,NT INSLTD NT KT DOZ	92	6,945
	INDONESIA.....	92	6,945
6211430020	GIRLS' CVRALS & SIM APPAREL M-M FIB N INSULTD N KT DOZ	26	717
	EL SALVADOR.....	26	717
6211430060	W & G TOPS OT CAM BUSTIERS BANDOS ETC OF MMF NOT K DOZ	9,644	225,230
	INDIA.....	2,652	82,177
	INDONESIA.....	6,860	134,629
	MEXICO.....	1	370
	PERU.....	108	7,257
	THAILAND.....	23	797
6211430066	W/G MMF JUMPERS N KT CONT <36% WGT WL OR FAH DOZ	364	17,246
	INDONESIA.....	23	1,254

TABLE 2 - IMPORTS INTO PUERTO RICO FROM FOREIGN COUNTRIES  
BY COMMODITY AND COUNTRY OF ORIGIN-FISCAL YEAR 2000

COMM-CODE	COMMODITY, COUNTRY AND UNIT OF QUANTITY	QUANTITY	VALUE-\$
	MEXICO.....	341	15,992
6211430078	W/G JACKETS,NESOI OF MAN-MADE FIBERS, NOT KNIT DOZ	3	1,079
	CANADA.....	3	1,079
6211430091	W/G GARMENTS NESOI OF MAN-MADE FIBERS, NOT KNIT DOZ	3,281	66,762
	CANADA.....	30	293
	COLOMBIA.....	23	540
	INDIA.....	258	12,575
	INDONESIA.....	2,285	25,518
	ITALY.....	587	24,035
	SPAIN.....	1	2,290
	THAILAND.....	97	1,511
6211499070	W/G VESTS OF OT TEX MAT <70% SLK/SLK WST NOT KNIT DOZ	6	840
	COLOMBIA.....	6	840
6212103000	BRAS CONT LACE NET ETC TEX MTRL >=70% SILK, NT KT DOZ	1	407
	ITALY.....	1	407
6212105010	BRASSIERES CONT LACE, NET OR EMBROIDERY OF COTTON DOZ	7,184	205,159
	COLOMBIA.....	3,928	138,791
	MEXICO.....	3,256	66,368
6212105020	BRASSIERES CONT LACE NET/EMBROIDERY MANMADE FIBERS DOZ	156,173	5,410,538
	COLOMBIA.....	78,892	4,014,787
	COSTA RICA.....	4,111	239,893
	FRANCE.....	71	3,910
	GUATEMALA.....	1,359	44,341
	HONG KONG.....	34,744	569,014
	ITALY.....	8	4,762
	MACAO.....	9,755	177,777
	MEXICO.....	27,212	354,921
	SPAIN.....	21	1,133
6212109010	BRAS NOT CONTAINING LACE NET OR EMBROIDERY COTTON DOZ	31,692	1,747,553
	COLOMBIA.....	302	13,037
	DOMINICAN REPUBLIC.....	31,390	1,734,516
6212109020	BRAS NOT CONTAINING LACE NET OR EMBROIDERY MMF DOZ	1,403,422	60,372,190
	CANADA.....	5	630
	COLOMBIA.....	2,331	124,102
	DOMINICAN REPUBLIC.....	1,400,762	60,231,919
	GUATEMALA.....	324	15,539
6212200010	GIRDLES AND PANTY-GIRDLES OF COTTON DOZ	214	3,462
	COLOMBIA.....	214	3,462
6212200020	GIRDLES AND PANTY-GIRDLES OF MAN-MADE FIBERS DOZ	93,272	4,796,474
	COLOMBIA.....	6,129	239,866
	COSTA RICA.....	7,630	299,163
	DOMINICAN REPUBLIC.....	79,293	4,245,534
	MEXICO.....	220	11,911
6212300010	CORSETS OF COTTON DOZ	16	1,672
	COLOMBIA.....	16	1,672
6212300020	CORSETS OF MAN-MADE FIBERS DOZ	28	2,772
	COLOMBIA.....	27	2,377
	ITALY.....	1	395
6212900010	BRACES GARTERS SMLR ART & PTS COTTN/COT & RBR/PLAS DOZ	156	7,433
	COLOMBIA.....	131	5,783
	MEXICO.....	25	1,650
6212900030	BRACES GRTERS SMLR ART & PTS MMF OR MMF & RBR/PLAS DOZ	889,623	4,293,342
	COLOMBIA.....	257	6,307
	DOMINICAN REPUBLIC.....	888,525	4,265,596
	GUATEMALA.....	125	4,600
	MEXICO.....	25	1,200
	VENEZUELA.....	691	15,639
6212900090	BRACES SMLR ARTICLES & PTS OF TEXTILE MAT NESOI DOZ	167	8,833
	GUATEMALA.....	167	8,833
6213101000	HANDKERCHIEFS SLK/SLK WST CONT >=70% SLK, NOT KNIT DOZ	1	403
	ITALY.....	1	403
6213201000	HANDKERCHIEF HMMD, NT CONT LACE/EMBRDRY COT NT KT DOZ	8,769	28,708
	CHINA,PEOPLE'S REP.(MAINLAND).....	7,000	13,621
	SPAIN.....	1,769	15,087
6213202000	HANDKERCHIEFS EXCEPT HEMMED,OF COTTON, NOT KNITTED DOZ	999	19,788
	SPAIN.....	999	19,788
6213901000	HANDKERCHIEFS OF MAN-MADE FIBERS, NOT KNIT/CROCHTD DOZ	135	2,596
	COLOMBIA.....	135	2,596
6214101000	SHAWLS SCARVES & THE LIKE CON >=70% SLK/SLK WST NK DOZ	7	1,810

TABLE 2 - IMPORTS INTO PUERTO RICO FROM FOREIGN COUNTRIES  
BY COMMODITY AND COUNTRY OF ORIGIN-FISCAL YEAR 2000

COMM-CODE	COMMODITY, COUNTRY AND UNIT OF QUANTITY	QUANTITY	VALUE-\$
	ITALY.....	4	293
	SPAIN.....	2	327
	SWITZERLAND.....	1	1,190
6214200000	SHAWLS SCARVES AND THE LIKE OF WOOL, NOT KNIT DOZ	2	580
	ITALY.....	1	263
	UNITED KINGDOM OF GT BRITAIN.....	1	317
6214300000	SHAWLS SCARVES AND THE LIKE OF SYNTHETIC FIB, N KT DOZ	254	6,300
	INDIA.....	25	621
	ITALY.....	206	4,753
	SPAIN.....	23	926
6214400000	SHAWLS SCARVES AND THE LIKE ARTIFICIAL FIBER, N KT DOZ	182	5,048
	COLOMBIA.....	7	1,305
	INDIA.....	105	2,238
	SPAIN.....	70	1,505
6214900010	SHAWLS SCARVES & THE LIKE OF COTTON NESOI, NT KNIT DOZ	2,034	19,563
	CHINA, PEOPLE'S REP.(MAINLAND).....	1,666	17,200
	INDIA.....	354	2,035
	ITALY.....	14	328
6215100025	TIES & CRAVATS SLK CONT>=50% WGT OTH TEX MAT NT KN DOZ	69	9,957
	SPAIN.....	68	9,617
	SWITZERLAND.....	1	340
6215100040	TIES & CRAVATS SLK W OUT SHLL CONT >=70% SLK NT KT DOZ	401	56,205
	ITALY.....	201	29,805
	SPAIN.....	200	26,400
6215100090	TIES BOW TIES AND CRAVATS SILK NESOI, NOT KNIT DOZ	1,247	71,026
	REPUBLIC OF KOREA.....	1,247	71,026
6215200000	TIES BOW TIES AND CRAVATS MANMADE FIBERS, NT KNIT DOZ	1,451	20,430
	REPUBLIC OF KOREA.....	1,439	20,143
	SPAIN.....	12	287
6217109510	ACCESSORIES OF COTTON, NOT KNITTED OR CROCHETED DOZ	21	382
	INDONESIA.....	21	382
6217109530	ACCESSORIES OF MANMADE FIBERS, NOT KNIT OR CROCHTD DOZ	3,683	50,839
	CHINA (TAIWAN).....	3,647	49,739
	COLOMBIA.....	16	480
	MEXICO.....	5	340
	SPAIN.....	15	280
6217109550	ACCESSORIES OTH TEX FIB NESOI, NOT KNIT OR CROCHTD DOZ	151	1,810
	NICARAGUA.....	151	1,810
6217909010	PARTS OF BLOUSES & SHIRTS MMF, NOT KNIT OR CROCHTD DOZ	117	1,148
	GUATEMALA.....	117	1,148
	OTHER MADE-UP TEXTILES ARTICLES; NEEDLE CRAFT SETS;WORN CLOTHING AND WORN TEXTILE ARTICLES;RAGS..... TOTAL		9,782,964
6301300010	BLANKET N/ELEC & TRAVEL RUGS OF COTTON, WOVEN NO	4,199	25,061
	COLOMBIA.....	2,195	16,997
	PAKISTAN.....	2,004	8,064
6301300020	BLANKET N/ELEC & TRAVEL RUGS OF COTTON, NESOI NO	10,704	51,080
	COLOMBIA.....	3,842	27,197
	PAKISTAN.....	6,824	23,336
	SPAIN.....	38	547
6301400010	BLANKET N/ELEC & TRAVEL RUGS OF SYN FIBERS, WOVEN NO	87	565
	COLOMBIA.....	87	565
6301400020	BLANKETS N/ELEC & TRAVEL RUGS OF SYN FIBERS, NESOI NO	3,478	16,375
	COLOMBIA.....	371	2,358
	NICARAGUA.....	3,107	14,017
6301900010	BLANKETS AND TRAVELING RUGS OF ARTIFICIAL FIBER NO	231	1,672
	COLOMBIA.....	174	1,115
	SPAIN.....	57	557
6301900030	BLANKET AND TRAVEL RUG OF FB NESOI <85% SILK OR SW NO	192	3,036
	COLOMBIA.....	192	3,036
6302100005	BED LINEN,KNIT/CROCHET, COTTON PILLOW/BOLSTER CASE NO	132	4,356
	ITALY.....	132	4,356
6302100008	BED LINEN, KNITTED OR CROCHETED OF COTTON; SHEETS NO	30	1,859
	ITALY.....	30	1,859
6302100015	BED LINEN, KNITTED OR CROCHETED OF COTTON; NESOI NO	42	5,202
	ITALY.....	42	5,202
6302100020	BED LINEN, KNITTED OR CROCHETED FABIC, EX COTTON NO	7	297

TABLE 2 - IMPORTS INTO PUERTO RICO FROM FOREIGN COUNTRIES  
BY COMMODITY AND COUNTRY OF ORIGIN-FISCAL YEAR 2000

COMM-CODE	COMMODITY, COUNTRY AND UNIT OF QUANTITY	QUANTITY	VALUE-\$
	GERMANY.....	7	297
6302215010	PILLOWCASES OF PRNT COT N/NAP WITH TRIMMING, ETC NO	180	319
	INDONESIA.....	180	319
6302215050	BED LINEN NESOI, PRINTED COTT, NOT NAP W/ TRIM ETC NO	161	4,281
	SPAIN.....	161	4,281
6302219010	PILLOWCASES PRINTED COTTON NOT TRIMMED, ETC, N/NAP NO	116,396	57,910
	PAKISTAN.....	116,396	57,910
6302219020	SHEETS OF PRINT COTTON NOT TRIMMED, ETC NOT NAPPED NO	120,390	368,191
	MEXICO.....	15,242	80,289
	PAKISTAN.....	105,010	286,567
	SPAIN.....	138	1,335
6302221010	PILLOWCASES PRINT MANMADE FIBERS WITH TRIM, NAPPED NO	432	259
	NICARAGUA.....	432	259
6302221060	BED LINEN NESOI OF PRINT MANMADE FIBER WITH TRIM NO	2,795	12,924
	COSTA RICA.....	2,714	9,561
	NICARAGUA.....	81	3,363
6302222010	PILLOWCASES OF PRINT MANMADE FIBER NOT TRIMMED NO	422,348	299,004
	PAKISTAN.....	422,348	299,004
6302222020	SHEETS OF PRINT MANMADE FIBER NOT TRIMMED NO	472,856	1,225,847
	MEXICO.....	4,233	8,751
	PAKISTAN.....	468,623	1,217,096
6302317040	PILLOWCOVERS,COTT, NOT PRINT/KNIT, NAPPED, NO TRIM NO	1,722	3,875
	INDIA.....	1,722	3,875
6302317050	BED LINEN NESOI,COTT,NOT PRINT/KNIT,NAPPED,NO TRIM NO	28	420
	TURKEY.....	28	420
6302319020	SHEETS, COTTON, NOT PRINTED/KNITTED/NAPPED/TRIM NO	53,449	185,455
	ITALY.....	25	1,918
	MEXICO.....	11,028	72,660
	PHILIPPINES.....	41,400	97,597
	SPAIN.....	996	13,280
6302319040	PILLOWCOVERS,COTT, NOT PRINTED/KNIT/NAPPED/TRIMMED NO	33	3,382
	ITALY.....	25	3,017
	SPAIN.....	8	365
6302322020	PILLOWCASES OF MANMADE FIBERS, NO TRIM, NOT NAPPED NO	167,771	88,340
	PAKISTAN.....	167,591	87,898
	PERU.....	180	442
6302322040	SHEETS OF MANMADE FIBERS NO TRIM, NOT NAPPED NO	215,366	637,712
	MEXICO.....	3,738	34,332
	PAKISTAN.....	211,628	603,380
6302322060	BED LINEN NESOI OF MANMADE FIBER NO	201	1,233
	SPAIN.....	129	399
	TURKEY.....	72	834
6302402020	TABLE LINEN KNIT/CROCHET, TEXTILE MATERIAL, NESOI NO	4,922	13,487
	COLOMBIA.....	4,922	13,487
6302512000	TABLECLOTHS AND NAPKINS, PLAIN WOVEN, COTTON NO	47	1,504
	SINGAPORE.....	47	1,504
6302513000	TABLCLOTH & NAPKINS, COTTON, NESOI NO	1,140	1,848
	GUATEMALA.....	959	767
	INDIA.....	83	484
	SPAIN.....	98	597
6302514000	TABLE LINEN OF COTTON, NESOI NO	1,176	3,039
	PERU.....	160	753
	TURKEY.....	1,016	2,286
6302521020	TABLECLOTHS & NAPKINS, FLAX NOT DAMASK NO	48	2,224
	FRANCE.....	28	1,052
	GERMANY.....	7	500
	LITHUANIA.....	12	337
	SPAIN.....	1	335
6302530020	TABLECLOTH & NAPKIN, MANMADE FIBERS EXCEPT DAMASK NO	53,236	79,304
	COLOMBIA.....	23,207	45,920
	SPAIN.....	1,133	5,586
	TURKEY.....	28,896	27,798
6302530030	TABLE LINEN EX TABLECLOTH/NAPKIN OF MANMADE FIBER NO	4,324	8,963
	COLOMBIA.....	4,320	8,669
	TURKEY.....	4	294
6302600010	DISH TOWELS OF TERRY TOWELING FABRIC, COTTON NO	352,449	114,859
	CHINA (TAIWAN).....	2,500	3,425
	GUATEMALA.....	9,029	6,587
	PAKISTAN.....	340,920	104,847

TABLE 2 - IMPORTS INTO PUERTO RICO FROM FOREIGN COUNTRIES  
BY COMMODITY AND COUNTRY OF ORIGIN-FISCAL YEAR 2000

COMM-CODE	COMMODITY, COUNTRY AND UNIT OF QUANTITY	QUANTITY	VALUE-\$
6302600020	TOWELS EXCEPT DISH OF TERRY TOWELING FABRIC NO	345,515	401,730
	COLOMBIA.....	56,350	14,786
	EL SALVADOR.....	50,700	74,438
	GUATEMALA.....	15,587	37,616
	ITALY.....	474	6,029
	PAKISTAN.....	198,288	251,500
	PORTUGAL.....	116	3,061
	UNITED ARAB EMIRATES.....	24,000	14,300
6302600030	TOILET & KIT LINEN EXCEPT TOWELS, TERRY FAB COTTET NO	345,692	119,817
	PAKISTAN.....	345,600	119,038
	SPAIN.....	92	779
6302910005	COTTON DISH TOWELS OF PILED OR TUFTED CONSTRUCTION NO	21,600	8,100
	PAKISTAN.....	21,600	8,100
6302910015	TOWELS OT THAN DISH TWLS COT PILED/TUFTED CONSTRCT NO	13,900	45,540
	CHINA,PEOPLE'S REP.(MAINLAND).....	9,600	22,640
	COLOMBIA.....	4,300	22,900
6302910035	COTTON TOWELS JACQUARD FIGURED OT THAN PLD/TFTD CN NO	3	292
	FRANCE.....	3	292
6302910045	COT DISH TOWELS, N-JACQ FIG, N-PILED/TUFTED CONSTR NO	21,600	8,100
	PAKISTAN.....	21,600	8,100
6302910050	COT TOWELS N-DISH TOWELS: N-JAQ FIG OR PLD/TFT CON NO	112,902	35,554
	GERMANY.....	150	1,275
	PAKISTAN.....	112,752	34,279
6302932000	BED, TABLE, TOILET, & KITCHEN LINEN NESOI, MMF NO	1,250	375
	UNITED KINGDOM OF GT BRITAIN.....	1,250	375
6303110000	CURTAIN (DRAPES) & INT BLNDS/BD VAL KT/CROCHET COT NO	11,315	26,266
	CHINA,PEOPLE'S REP.(MAINLAND).....	11,280	22,560
	ITALY.....	35	3,706
6303120000	CURTAIN (DRAPE) & INTER BLND/BD VAL KT/CRO SYN FIB NO	134,663	348,659
	COLOMBIA.....	26,183	119,889
	MEXICO.....	19,080	68,402
	TURKEY.....	89,400	160,368
6303190020	CURTAIN & INTER BLINDS/BED VAL, KT TEX MAT, NESOI NO	23,400	46,800
	CHINA,PEOPLE'S REP.(MAINLAND).....	23,400	46,800
6303910000	CURTAIN & INTERIOR BLINDS/BED VALANCES, NESOI, COT NO	5,374	19,904
	PAKISTAN.....	2,890	5,376
	SPAIN.....	2,484	14,528
6303921000	CURT & INTER BLINDS/BED VALCS, SUBHEAD 5407 ETC. NO	4	275
	SPAIN.....	4	275
6303922000	CURTAIN & INTER BLINDS/BED VALANCES, NESOI SYN FIB NO	154,121	347,384
	CANADA.....	57	10,452
	CHINA,PEOPLE'S REP.(MAINLAND).....	15,504	70,573
	COLOMBIA.....	14,450	54,975
	PAKISTAN.....	28,481	57,786
	SPAIN.....	669	4,013
	TURKEY.....	94,960	149,585
6304111000	OTHER FURNISH ART EXC 9404 BEDSPRED KT/CROCHET COT NO	753	12,002
	INDIA.....	566	5,728
	INDONESIA.....	100	541
	ITALY.....	22	1,916
	SPAIN.....	16	1,184
	TURKEY.....	49	2,633
6304112000	OTHER FURNISH ART EXC 9404 BEDSPRED KT/CROCHET MMF NO	24	1,867
	SPAIN.....	24	1,867
6304190500	OTHER FURNISH ART NT 9404 BEDSPRD NESOI COT W/TRIM NO	59	1,317
	ITALY.....	59	1,317
6304191000	OTHER FURNISH ART NT 9404 BEDSPRD NESOI COT NESOI NO	15,827	156,955
	MEXICO.....	15,790	155,510
	SPAIN.....	37	1,445
6304192000	OTHER FURNISH ART NT 9404 BEDSPRD NESOI MMF NESOI NO	21,866	150,052
	CANADA.....	114	9,306
	MEXICO.....	13,978	93,168
	PAKISTAN.....	7,104	20,829
	SPAIN.....	214	5,009
	TURKEY.....	456	21,740
6304193060	BEDSPREADS OF NESOI MATERIAL NOT KNITTED OR CROCHE NO	11,064	91,185
	CHINA,PEOPLE'S REP.(MAINLAND).....	11,064	91,185
6304910020	OTHER FURNISHING ART NT 9404 NESOI KT/CROCHET COT NO	75	600
	INDIA.....	75	600



TABLE 2 - IMPORTS INTO PUERTO RICO FROM FOREIGN COUNTRIES  
BY COMMODITY AND COUNTRY OF ORIGIN-FISCAL YEAR 2000

COMM-CODE	COMMODITY, COUNTRY AND UNIT OF QUANTITY	QUANTITY	VALUE-\$
6304910070	OTHER FURNISHING ART NESOI KT/CROCHET NESOI, NESOI DOZ	226	23,459
	MEXICO.....	226	23,459
6304920000	OTHER FURNISH ART NT 9404 NESOI NT KT/CROCHET COT NO	42,398	56,849
	CHINA,PEOPLE'S REP.(MAINLAND).....	28,800	7,560
	INDIA.....	6,168	3,234
	INDONESIA.....	300	836
	MEXICO.....	670	13,390
	PAKISTAN.....	5,482	4,398
	PERU.....	312	341
	PHILIPPINES.....	666	27,090
6304930000	OTHER FURN ART NT 9404 NESOI NT KT/CROCHET SYN FIB NO	8,948	63,780
	DOMINICAN REPUBLIC.....	2	277
	PAKISTAN.....	6,714	28,103
	PHILIPPINES.....	2,232	35,400
6304991500	OTHER NT KT NESOI MAT WALL HANG WOOL HAIR NESOI M2	145	290
	ECUADOR.....	145	290
6304993500	OTHER FURN ART NESOI NT KT NESOI MAT NESOI VEG FIB KG	11,800	74,271
	CHINA,PEOPLE'S REP.(MAINLAND).....	11,800	74,271
6305100000	SCK & BAG FOR PKING GOODS JUTE/BAST FIBERS HD 5303 KG	3,592	19,899
	INDIA.....	3,525	18,464
	SPAIN.....	67	1,435
6305200000	SACKS & BAGS KIND USED FOR PACKING OF GOODS COTTON KG	1,680	6,897
	INDIA.....	1,680	6,897
6305320020	SACK & BAG FOR PKG GOOD M-M MAT, FLEX CONT, < 1KG KG	327,460	688,752
	HONDURAS.....	327,460	688,752
6305330010	SACK & BAG FOR PKG GOOD M-M MAT POLYETHYLENE >=1KG KG	5,801	20,044
	MEXICO.....	5,801	20,044
6305330020	SACK & BAG FOR PKG GOOD M-M MAT POLYETHYLENE < 1KG KG	184,351	276,094
	BRAZIL.....	116,465	162,016
	CHINA,PEOPLE'S REP.(MAINLAND).....	7,740	14,414
	COSTA RICA.....	35,749	65,600
	INDONESIA.....	20,000	18,224
	MEXICO.....	4,397	15,840
6305390000	SACK & BAG FOR PKG GOOD MANMADE TEXTILE MAT NESOI KG	143	8,758
	ITALY.....	143	8,758
6306120000	TARPAULIN, AWNINGS & SUNBLINDS OF SYNTHETIC FIBERS KG	299	2,561
	MEXICO.....	199	2,058
	SPAIN.....	100	503
6306221000	BACKPACKING TENTS OF SYNTHETIC FIBERS NO	802	11,759
	CHINA,PEOPLE'S REP.(MAINLAND).....	802	11,759
6306229010	SCREEN HOUSES OF SYNTHETIC FIBERS KG	5,682	22,429
	CHINA,PEOPLE'S REP.(MAINLAND).....	5,682	22,429
6306229030	TENTS, EXCEPT SCREEN HOUSES, OF SYNTHETIC FIBERS KG	371	2,500
	COLOMBIA.....	371	2,500
6306290000	TENTS OF TEXTILE MATERIALS NESOI KG	123	850
	DOMINICAN REPUBLIC.....	123	850
6306910000	CAMPING GOODS NESOI OF COTTON KG	534	1,033
	EL SALVADOR.....	420	600
	INDONESIA.....	114	433
6306990000	CAMPING GOODS OF TEXTILE MATERIALS NESOI KG	28,182	57,139
	CHINA,PEOPLE'S REP.(MAINLAND).....	27,450	55,726
	EL SALVADOR.....	604	720
	SPAIN.....	128	693
6307101020	BAR MOPS OF COTTON TERRY FABRIC, 46-57CM LENGTH NO	7,200	4,248
	PAKISTAN.....	7,200	4,248
6307101090	DUSTCLOTHS, MOP & POLISHING CLOTHS OF COTTON,NESOI KG	5,912	20,716
	PAKISTAN.....	5,839	20,398
	SPAIN.....	73	318
6307102027	DISH CLOTHS OF COTTON NO	171,012	53,020
	PAKISTAN.....	171,012	53,020
6307102030	CLEANING CLOTHS NESOI KG	12,661	46,667
	COLOMBIA.....	519	7,418
	FRANCE.....	23	1,169
	MEXICO.....	3,375	5,343
	SPAIN.....	8,744	32,737
6307200000	LIFEJACKETS AND LIFEBELTS KG	886	19,095
	CANADA.....	176	4,377
	COLOMBIA.....	365	3,693
	GERMANY.....	345	11,025

TABLE 2 - IMPORTS INTO PUERTO RICO FROM FOREIGN COUNTRIES  
BY COMMODITY AND COUNTRY OF ORIGIN-FISCAL YEAR 2000

COMM-CODE	COMMODITY, COUNTRY AND UNIT OF QUANTITY	QUANTITY	VALUE-\$
6307903020	LABELS OF TEXTILE MATERIALS OTHER THAN COTTON KG	65	5,730
	COLOMBIA.....	65	5,730
6307908500	WALL BANNERS, OF MANMADE FIBERS KG	1,654	10,808
	CHINA (TAIWAN).....	480	2,640
	GERMANY.....	692	516
	NETHERLANDS.....	473	6,941
	SPAIN.....	9	711
6307908995	SHELLS FOR QLT,EDRDWN,COMFRTR,& SMLR ART,< 85% COT NO	50	840
	SPAIN.....	50	840
6307909925	NATIONAL FLAGS OF THE UNITED STATES NO	4,532	7,617
	CHINA (TAIWAN).....	4,032	2,246
	NETHERLANDS.....	500	5,371
6307909935	NATIONAL FLAGS OF NATIONS OTHER THAN THE U.S.A. NO	51,864	27,420
	CHINA (TAIWAN).....	42,864	21,240
	CHINA,PEOPLE'S REP.(MAINLAND).....	6,000	3,180
	PANAMA.....	3,000	3,000
6307909982	OTHER TOWELS OF COTTON NO	170	1,832
	SPAIN.....	170	1,832
6307909985	FURNITURE MOVERS' PADS OF COTTON NO	200,000	1,875
	CHINA,PEOPLE'S REP.(MAINLAND).....	200,000	1,875
6307909989	OTHER MADE-UP ARTICLES NESOI NO	8,197,898	3,180,972
	ARGENTINA.....	260	535
	BELGIUM.....	50	3,727
	BRAZIL.....	12,336	41,589
	CHINA (TAIWAN).....	275,730	59,639
	CHINA,PEOPLE'S REP.(MAINLAND).....	4,194,152	1,211,516
	DOMINICAN REPUBLIC.....	14,650	29,824
	EL SALVADOR.....	100	316
	FRANCE.....	14	864
	GERMANY.....	2,467	3,113
	INDONESIA.....	1,765,130	898,393
	ITALY.....	2,248	16,311
	MEXICO.....	205	10,560
	NETHERLANDS.....	15	270
	NICARAGUA.....	15	468
	PANAMA.....	720	2,226
	PHILIPPINES.....	742,400	252,416
	REPUBLIC OF KOREA.....	987,036	526,512
	SPAIN.....	11,370	16,353
	SRI LANKA.....	189,000	106,340
6308000020	NEDLECRFT SET WOV FAB & YRN FOR RETAIL SALE NESOI KG	50	625
	SPAIN.....	50	625
6310102010	USED OR NEW RAGS, SCRAP TWINE ETC SORTED NESOI COT KG	12,045	17,478
	MEXICO.....	158	848
	PAKISTAN.....	11,887	16,630
	FOOTWEAR,HEADGEAR,UMBRELLAS, SUN UMBRELLAS,WALKING STICKS, SEATSTICKS,WHIPS,RIDING CROPS AND PARTS THEREOF;PREPARED FEATHERS AND ARTICLES MADE THEREWITH; ARTIFICIAL FLOWERS;ARTICLES OF HUMAN HAIR..... TOTAL		138,786,949
	FOOTWEAR,GAITERS AND THE LIKE; PARTS OF SUCH ARTICLES..... TOTAL		131,327,685
6401100000	WATERPROOF FOOTWEAR RUBBER/PLASTIC A METAL TOE-CAP PRS	219	1,563
	FRANCE.....	19	324
	MEXICO.....	200	1,239
6401926000	WATERPROOF FTWR SOLES/UPPERS POLYVINYL CHLORIDE PRS	40,952	136,016
	COLOMBIA.....	20,508	55,819
	DOMINICAN REPUBLIC.....	14,844	58,017
	MEXICO.....	5,600	22,180
6401996000	WATERPROOF FTWR PROTECTION FR WATER CHEM WEATHER PRS	4,548	14,716
	MEXICO.....	4,548	14,716
6402191520	OTH FTWR OUT SOLES R/P UPPER>90% EXT SURF PLST MEN PRS	2,214	21,919
	CHINA,PEOPLE'S REP.(MAINLAND).....	2,214	21,919
6402191540	OTH FTWR SOLES R/P UPPER>90% EXT SUR P YOUTHS BOYS PRS	5,860	49,288
	CHINA,PEOPLE'S REP.(MAINLAND).....	5,860	49,288

TABLE 2 - IMPORTS INTO PUERTO RICO FROM FOREIGN COUNTRIES  
BY COMMODITY AND COUNTRY OF ORIGIN-FISCAL YEAR 2000

COMM-CODE	COMMODITY, COUNTRY AND UNIT OF QUANTITY	QUANTITY	VALUE-\$
6402191580	OTH FTWR R/P UPPER >90% EXT SUR P CHILDREN INFANTS PRS	200	1,600
	CHINA, PEOPLE'S REP. (MAINLAND).....	200	1,600
6402200000	OTH FTWR W/UPPR STRAP ASSMB TO SOLE BY PLUG(ZORIS) PRS	34,336	87,261
	CHINA, PEOPLE'S REP. (MAINLAND).....	32,284	82,423
	COSTA RICA.....	2,052	4,838
6402303000	OTH FTWR RUB/PLAS WITH METAL TOE-CAP UPPER>90% R/P PRS	7,524	38,728
	CHINA, PEOPLE'S REP. (MAINLAND).....	7,524	38,728
6402308000	OTH FTWR R/P MTL TOE-CAP VAL>\$6.50 BUT NT>\$12/PAIR PRS	7,086	54,360
	CHINA, PEOPLE'S REP. (MAINLAND).....	7,086	54,360
6402914005	OTH FTWR R/P ANKLE PROT AGST CHEM, WEAT, MEN WK FTWR PRS	16,971	152,843
	CHINA, PEOPLE'S REP. (MAINLAND).....	16,251	128,157
	DOMINICAN REPUBLIC.....	720	24,686
6402914010	OTH FTWR R/P ANKLE PROT AGST WTR CHEM WEATHER MEN PRS	11,649	93,794
	CHINA, PEOPLE'S REP. (MAINLAND).....	11,649	93,794
6402914030	OTH FTWR R/P ANKLE PROT AGST WTR CHM WEA YOUTH/BOY PRS	8,329	53,332
	CHINA, PEOPLE'S REP. (MAINLAND).....	8,329	53,332
6402914050	OTH FTWR R/P ANKLE PROT AGST WTR CHM WEATHER WOMEN PRS	626	7,327
	BRAZIL.....	474	6,303
	CHINA, PEOPLE'S REP. (MAINLAND).....	152	1,024
6402914060	OTH FTWR R/P ANKLE PROT AGST WTR CHEM WEATHER MISS PRS	744	5,014
	CHINA, PEOPLE'S REP. (MAINLAND).....	744	5,014
6402914075	OTH FTWR R/P ANKLE PROT AGST WTR CHM WTH INFT/CHLD PRS	5,481	26,368
	CHINA, PEOPLE'S REP. (MAINLAND).....	5,481	26,368
6402915010	OTH FTWR R/P COV ANK FOR PROTECTION, MEN, WORK FTWR PRS	540	3,564
	COLOMBIA.....	540	3,564
6402990560	OTH FTWR R/P UPPER >90% R/P BASE OF WOOD FOR WOMEN PRS	13,212	75,296
	CHINA, PEOPLE'S REP. (MAINLAND).....	11,880	65,506
	ITALY.....	1,332	9,790
6402990590	OTH FTWR R/P UPPER >90% R/P BASE WOOD OTHR PERSONS PRS	6,000	28,800
	CHINA, PEOPLE'S REP. (MAINLAND).....	6,000	28,800
6402991060	OTH FTWR R/P UPPER >90% R/P BASE OF CORK FOR WOMEN PRS	576	3,615
	SPAIN.....	576	3,615
6402991430	OTH FTWR R/P UPPER >90% R/P SANDALS/LIKE FTWR MEN PRS	14,016	15,064
	CHINA, PEOPLE'S REP. (MAINLAND).....	14,016	15,064
6402991460	OTH FTWR R/P UPPER >90% R/P SANDAL/LIKE FTWR WOMEN PRS	2,880	5,443
	CHINA, PEOPLE'S REP. (MAINLAND).....	2,880	5,443
6402991490	OTH FTWR R/P UPPER >90% R/P SANDL/LKE FTWR PERSONS PRS	14,133	41,259
	MEXICO.....	11,600	10,770
	SPAIN.....	2,533	30,489
6402991810	OTH FTWR R/P UPPER>90% R/P HOUSE SLIPPERS PRS	51,644	61,436
	CHINA, PEOPLE'S REP. (MAINLAND).....	43,394	43,116
	HONG KONG.....	8,250	18,320
6402991815	OTH FTWR R/P UPPER>90% R/P TENNIS/BASKETBALL SHOES PRS	40,557	241,483
	CHINA, PEOPLE'S REP. (MAINLAND).....	38,877	216,888
	THAILAND.....	1,680	24,595
6402991835	OTH FTWR/UPP>90% R/P EXC TEN/SANDL, MEN, WORK FTWR PRS	14,943	72,514
	CHINA, PEOPLE'S REP. (MAINLAND).....	11,331	60,737
	DOMINICAN REPUBLIC.....	3,612	11,777
6402991845	OTH FTWR/UPPER>90% R/P EXC TENNIS/SANDL TYPE MEN PRS	572,492	1,638,216
	BRAZIL.....	5,376	12,977
	CHINA (TAIWAN).....	2,400	5,640
	CHINA, PEOPLE'S REP. (MAINLAND).....	468,201	1,339,768
	HONG KONG.....	468	2,597
	INDIA.....	5,040	45,360
	INDONESIA.....	31,500	43,470
	SPAIN.....	12,207	58,677
	THAILAND.....	47,300	129,727
6402991850	OTH FTWR/UPPER>90% R/P EXC TNNNS/SANDL TYPE YTH/BOY PRS	119,327	475,981
	BRAZIL.....	5,700	10,157
	CHINA, PEOPLE'S REP. (MAINLAND).....	107,817	452,085
	SPAIN.....	610	2,389
	THAILAND.....	5,200	11,350
6402991865	OTH FTWR/UPPER>90% R/P EXC TENNIS/SANDL TYPE WOMEN PRS	2,632,752	12,770,845
	ARGENTINA.....	28	1,686
	BRAZIL.....	38,729	242,024
	CHINA (TAIWAN).....	96,024	266,056
	CHINA, PEOPLE'S REP. (MAINLAND).....	2,177,555	9,901,752
	COLOMBIA.....	1,430	9,965
	DOMINICAN REPUBLIC.....	12,636	101,025

TABLE 2 - IMPORTS INTO PUERTO RICO FROM FOREIGN COUNTRIES  
BY COMMODITY AND COUNTRY OF ORIGIN-FISCAL YEAR 2000

COMM-CODE	COMMODITY, COUNTRY AND UNIT OF QUANTITY	QUANTITY	VALUE-\$
	HONG KONG.....	51,438	148,018
	INDONESIA.....	27,900	38,502
	ITALY.....	79,552	553,361
	MEXICO.....	654	7,511
	ROMANIA.....	3,024	26,510
	SPAIN.....	132,216	1,414,308
	THAILAND.....	840	3,319
	VENEZUELA.....	10,726	56,808
6402991870	OTH FTWR/UPPER>90% R/P EXC TENNS/SANDL TYPE MISSES PRS	394,662	1,256,271
	BRAZIL.....	160	976
	CHINA (TAIWAN).....	4,075	10,970
	CHINA,PEOPLE'S REP.(MAINLAND).....	359,172	1,149,188
	COLOMBIA.....	8,668	55,554
	HONG KONG.....	7,698	9,392
	INDONESIA.....	10,800	14,364
	SPAIN.....	289	3,737
	THAILAND.....	3,800	12,090
6402991880	OTH FTWR/UPPER>90% R/P EXC TENNS/SANDL TY CHILDREN PRS	309,648	999,162
	BRAZIL.....	13,500	12,393
	CHINA (TAIWAN).....	3,875	10,000
	CHINA,PEOPLE'S REP.(MAINLAND).....	267,523	868,427
	COLOMBIA.....	14,647	84,061
	HONG KONG.....	6,804	10,905
	SPAIN.....	1,299	8,581
	THAILAND.....	2,000	4,795
6402991890	OTH FTWR/UPPER>90% R/P EXC TENNS/SANDL TYP INFANTS PRS	270,472	676,921
	BRAZIL.....	2,400	1,944
	CHINA (TAIWAN).....	1,050	1,969
	CHINA,PEOPLE'S REP.(MAINLAND).....	210,181	486,017
	COLOMBIA.....	30,879	143,265
	HONG KONG.....	21,020	26,830
	SPAIN.....	3,542	14,411
	THAILAND.....	1,400	2,485
6402992010	OTH FTWR R/P PROT AGNST WATER CHEM MEN, WORK FTWR PRS	360	2,376
	COLOMBIA.....	360	2,376
6402993020	OTH FTWR R/P OPEN TOE/HEEL SLIP-ON HOUSE SLIPPERS PRS	23,760	16,078
	CHINA,PEOPLE'S REP.(MAINLAND).....	23,760	16,078
6402993040	OTH FTWR R/P OPEN TOE/HEEL SLIP-ON TYPE FOR MEN PRS	36,000	81,720
	CHINA,PEOPLE'S REP.(MAINLAND).....	36,000	81,720
6402993060	OTH FTWR R/P OPEN TOE/HEEL SLIP-ON TYPE FOR WOMEN PRS	11,160	52,380
	CHINA,PEOPLE'S REP.(MAINLAND).....	11,160	52,380
6402997090	OTH FTWR R/P VAL >\$3 BUT NT >\$6.50/PR OTHR PERSONS PRS	2,080	8,376
	CHINA,PEOPLE'S REP.(MAINLAND).....	2,080	8,376
6402998060	OTH FTWR R/P VAL >\$6.50 BUT NT >\$12/PAIR FOR WOMEN PRS	96	752
	SPAIN.....	96	752
6403200000	FTWR SOL LTHR UPPER LTHR STRAPS AND AROUND BIG TOE PRS	622	3,404
	INDONESIA.....	262	1,572
	MEXICO.....	324	1,112
	SPAIN.....	36	720
6403300000	FTWR BASE/PLATFORM OF WOOD NOT WITH METAL TOE-CAP PRS	37,673	169,845
	BRAZIL.....	8,700	59,282
	INDONESIA.....	18,433	95,506
	NICARAGUA.....	10,540	15,057
6403403030	FTWR SOL R/P/L/C-L HAVE METAL TOE-CAP PIGSKIN UPPR PRS	444	10,487
	MEXICO.....	444	10,487
6403403090	FTWR SOL R/P/L/C-L MTL TOE-CAP OTH EXC PIGSKIN UPP PRS	3,122	56,615
	CHINA,PEOPLE'S REP.(MAINLAND).....	1,110	17,161
	MEXICO.....	2,012	39,454
6403406000	FTWR SOL R/P/L/C-L UPPER LEATHER OTH PROT TOE-CAP PRS	4,172	72,915
	DOMINICAN REPUBLIC.....	662	10,592
	MEXICO.....	3,510	62,323
6403513030	OTH FTWR S/U LTHR COV ANK WELT MEN-EXC PIGSKIN UPP PRS	1,864	24,957
	CHINA,PEOPLE'S REP.(MAINLAND).....	1,728	20,743
	MEXICO.....	136	4,214
6403516030	OTH FTWR S/U LTHR COV ANK OTH MEN EXC PIGSKIN UPPR PRS	51,690	791,529
	CHINA,PEOPLE'S REP.(MAINLAND).....	51,690	791,529
6403516060	OTH FTWR SOL/UPP LTHR COV ANK OTHR YOUTHS AND BOYS PRS	10,711	137,344
	CHINA,PEOPLE'S REP.(MAINLAND).....	10,659	136,139
	MEXICO.....	52	1,205

TABLE 2 - IMPORTS INTO PUERTO RICO FROM FOREIGN COUNTRIES  
BY COMMODITY AND COUNTRY OF ORIGIN-FISCAL YEAR 2000

COMM-CODE	COMMODITY, COUNTRY AND UNIT OF QUANTITY	QUANTITY	VALUE-\$
6403519030	OTH FTWR S/U LTHR CV ANK OTH WOMEN EXC PIGSKIN UPP PRS	828	13,700
	BRAZIL.....	270	3,375
	SPAIN.....	558	10,325
6403519060	OTH FTWR SOL/UPP LEATHER COV ANK OTH FTWR CHILDREN PRS	3,780	40,392
	CHINA,PEOPLE'S REP.(MAINLAND).....	3,780	40,392
6403519075	OTH FTWR SOL/UPP LEATHER COV ANK OTH FTWR INFANTS PRS	2,280	19,211
	CHINA,PEOPLE'S REP.(MAINLAND).....	1,560	16,115
	COLOMBIA.....	720	3,096
6403591520	OTH FTWR SOL/UPP LTHR OTH TURN/TURNED FOOTWEAR MEN PRS	60	420
	MEXICO.....	60	420
6403591530	OTH FTWR SOL/UP LTHR OTH TURN FTWR YOUTHS AND BOYS PRS	1,140	12,135
	MEXICO.....	1,140	12,135
6403593020	OTH FTWR SOL/UPP LTHR OTH WELT MEN PIGSKIN UPPERS PRS	12	540
	ARGENTINA.....	12	540
6403593040	OTH FTWR S/U LTHR OTH WELT FTWR MEN EXC PIGSKN UPP PRS	5,184	63,697
	CHINA,PEOPLE'S REP.(MAINLAND).....	5,004	58,336
	ITALY.....	180	5,361
6403593060	OTH FTWR SOL/UPP LTHR OTHER WELT FTWR FOR WOMEN PRS	3,996	85,128
	SPAIN.....	3,996	85,128
6403596060	OTH FTWR S/U LTHR N CV AK OTH MEN EXC PIGSKIN UPPR PRS	56,881	1,376,573
	CHINA,PEOPLE'S REP.(MAINLAND).....	11,372	165,316
	ITALY.....	15,171	414,268
	SPAIN.....	30,146	779,285
	SWITZERLAND.....	192	17,704
6403596080	OTH FTWR SOL/UPP LTHR N CV AK OTHR YOUTHS AND BOYS PRS	2,591	25,212
	CHINA,PEOPLE'S REP.(MAINLAND).....	2,370	23,364
	COLOMBIA.....	65	293
	SPAIN.....	156	1,555
6403599045	OTH FTWR S/U LTHR N CVAK OTH WOMEN EXC PIGSKIN UPP PRS	83,130	1,494,633
	BRAZIL.....	5,370	45,662
	INDIA.....	3,330	21,429
	ITALY.....	20,386	399,585
	MEXICO.....	576	1,843
	SPAIN.....	53,355	1,018,568
	SWITZERLAND.....	35	2,337
	UNITED KINGDOM OF GT BRITAIN.....	78	5,209
6403599060	OTH FTWR SOL/UPP LEATHER NT CV ANK OTH FTWR MISSES PRS	556	15,036
	SPAIN.....	556	15,036
6403599075	OTH FTWR S/U LTHR NT COV ANK OTH FTWR FOR CHILDREN PRS	440	2,970
	CHINA,PEOPLE'S REP.(MAINLAND).....	440	2,970
6403599090	OTH FTWR S/U LTHR NT COV ANK OTH FTWR FOR INFANTS PRS	3,082	16,642
	CHINA,PEOPLE'S REP.(MAINLAND).....	2,362	13,546
	COLOMBIA.....	720	3,096
6403913010	FTWR SO R/P:UP LTHR:CV ANK:WELT:WORK FOOTWEAR:MEN PRS	31,744	303,450
	CHINA,PEOPLE'S REP.(MAINLAND).....	26,944	191,595
	POLAND.....	4,800	111,855
6403913040	FTWR:SO R/P:UP LTHR:CV ANK:WELT:MEN:EXC PIGSKIN UP PRS	4,248	52,146
	CHINA,PEOPLE'S REP.(MAINLAND).....	4,248	52,146
6403913080	FTWR:SOL R/P: UP LTHR:CV ANK:WELK:OTHER:FOR WOMEN PRS	1,000	13,500
	DOMINICAN REPUBLIC.....	1,000	13,500
6403916010	FTWR:SO R/P:UP LTHR:CV ANK:MEN YOUTHS BOYS WORK FW PRS	35,354	410,510
	CHINA,PEOPLE'S REP.(MAINLAND).....	19,335	162,770
	DOMINICAN REPUBLIC.....	16,019	247,740
6403916060	FTWR:SO R/P:UP LTHR:CV ANK:TENNIS SHOE YOUTHS/BOYS PRS	1,672	14,236
	CHINA,PEOPLE'S REP.(MAINLAND).....	1,600	13,156
	DOMINICAN REPUBLIC.....	72	1,080
6403916065	FTWR SOLES R/P:UPP PIGSKIN:CV ANK:OTH FTWR FOR MEN PRS	2,880	47,376
	CHINA,PEOPLE'S REP.(MAINLAND).....	2,880	47,376
6403916075	FTWR SOLES R/P:UPP LEATHER:CV ANK:OTH FTWR FOR MEN PRS	127,548	2,077,944
	CHINA,PEOPLE'S REP.(MAINLAND).....	103,155	1,663,357
	COLOMBIA.....	960	15,360
	DOMINICAN REPUBLIC.....	264	4,446
	MEXICO.....	540	14,040
	PORTUGAL.....	432	10,087
	SPAIN.....	2,694	79,211
	THAILAND.....	19,503	291,443
6403916090	FTWR SOL R/P:UPP LTHR:CV ANK: OTH FTWR YOUTHS/BOYS PRS	6,755	106,637
	CHINA,PEOPLE'S REP.(MAINLAND).....	6,039	91,561
	SPAIN.....	716	15,076

TABLE 2 - IMPORTS INTO PUERTO RICO FROM FOREIGN COUNTRIES  
BY COMMODITY AND COUNTRY OF ORIGIN-FISCAL YEAR 2000

COMM-CODE	COMMODITY, COUNTRY AND UNIT OF QUANTITY	QUANTITY	VALUE-\$
6403919045	FTWR SOL R/P UPP LEATHER CV ANK OTH FTWR FOR WOMEN PRS	8,394	77,173
	CHINA,PEOPLE'S REP.(MAINLAND).....	3,000	29,250
	MEXICO.....	4,050	14,175
	SPAIN.....	1,344	33,748
6403919050	FTWR SOL R/P UPP LEATHR CV ANK OTH FTWR FOR MISSES PRS	442	2,393
	BRAZIL.....	72	984
	SPAIN.....	370	1,409
6403919060	FTWR SOL R/P UPP LTHR CV ANK OTH FTWR FOR CHILDREN PRS	9,489	79,391
	CHINA,PEOPLE'S REP.(MAINLAND).....	4,040	44,425
	COLOMBIA.....	993	6,438
	SPAIN.....	4,456	28,528
6403919070	FTWR SOL R/P UPP LTHR CV ANK OTHR FTWR FOR INFANTS PRS	21,407	149,877
	CHINA,PEOPLE'S REP.(MAINLAND).....	420	2,037
	COLOMBIA.....	9,045	55,605
	SPAIN.....	11,942	92,235
6403992030	FTWR SOL R/P UPP LTHR BASE/PLATFORM WOOD FOR MEN PRS	83	2,216
	SPAIN.....	83	2,216
6403992060	FTWR SOL R/P UPP LTHR BASE/PLATFORM WOOD FOR WOMEN PRS	1,854	12,317
	INDONESIA.....	1,806	11,705
	SPAIN.....	48	612
6403994010	FTWR WELT SOL R/P UPP LTHR WORK FTWR FOR MEN PRS	1,932	27,156
	CHINA,PEOPLE'S REP.(MAINLAND).....	1,932	27,156
6403994055	FTWR WELT SOL R/P UPP LTHR MEN EXC PIGSKIN UPPERS PRS	60	1,821
	ITALY.....	60	1,821
6403994090	FTWR WELT SOL R/P UPP LTHR OTH FTWR MISS-CHILD-INF PRS	2,171	12,295
	SPAIN.....	2,171	12,295
6403996015	FTWR SOL R/P UPP LTHR OTH FTWR HS SL MEN-YOUTH-BOY PRS	1,296	4,925
	THAILAND.....	1,296	4,925
6403996025	FTWR SOL R/P UPP LTHR OTH FTWR WORK MEN-YOUTH-BOYS PRS	3,570	35,664
	CHINA,PEOPLE'S REP.(MAINLAND).....	3,570	35,664
6403996030	FTWR SOL R/P UPP PIGSKIN TENNIS-GYM SHOES FOR MEN PRS	960	9,115
	CHINA,PEOPLE'S REP.(MAINLAND).....	960	9,115
6403996040	FTWR SOL R/P UP LTHR EXC PIGSKIN TENIS-GYM SHOE ME PRS	14,616	86,523
	CHINA,PEOPLE'S REP.(MAINLAND).....	11,736	74,197
	THAILAND.....	2,880	12,326
6403996060	FTWR SOL R/P UP LTHR EXC PIGSKN GYM SHOE YOUTH-BOY PRS	4,350	17,183
	CHINA,PEOPLE'S REP.(MAINLAND).....	3,600	13,320
	THAILAND.....	750	3,863
6403996065	FTWR SOLES RUB/PLAS UPPER PIGSKIN OTH FTWR FOR MEN PRS	870	18,529
	SPAIN.....	870	18,529
6403996075	FTWR SOL R/P UP LTHR EXC PIGSKIN UPPER FOR MEN PRS	311,959	4,798,711
	ARGENTINA.....	67	2,431
	BRAZIL.....	9,973	131,203
	CHINA (TAIWAN).....	724	10,548
	CHINA,PEOPLE'S REP.(MAINLAND).....	112,393	1,390,138
	COLOMBIA.....	4,852	57,530
	INDIA.....	14,499	176,072
	ITALY.....	33,062	652,725
	MEXICO.....	16,755	333,400
	PORTUGAL.....	22,500	488,101
	SPAIN.....	48,501	995,444
	THAILAND.....	48,633	561,119
6403996090	FTWR SOL RB/PL UPPER LTHR OTH FTWR FOR YOUTHS/BOYS PRS	74,861	772,796
	ARGENTINA.....	171	3,267
	BRAZIL.....	505	5,680
	CHINA,PEOPLE'S REP.(MAINLAND).....	48,278	364,137
	COLOMBIA.....	3,657	24,949
	MEXICO.....	2,088	21,880
	SPAIN.....	18,727	326,171
	VENEZUELA.....	1,435	26,712
6403997560	FTWR SO R/P UP LTH EXC PGS OT VL NT>\$2.50/PR WOMEN PRS	3,143	5,930
	BRAZIL.....	2,020	4,545
	NICARAGUA.....	1,123	1,385
6403999030	FTWR S R/P U-L EXC PGSKN V>2.50PR TENIS WOMEN MISS PRS	359	1,960
	REPUBLIC OF KOREA.....	59	955
	THAILAND.....	300	1,005
6403999040	FTWR S R/P U-PS VL>\$2.50/PR TENNIS CHILDREN INFANT PRS	300	2,455
	CHINA,PEOPLE'S REP.(MAINLAND).....	300	2,455
6403999055	FTWR SO R/P UP PIGSKIN OTH VAL OV \$2.50/PAIR WOMEN PRS	4,188	22,015

TABLE 2 - IMPORTS INTO PUERTO RICO FROM FOREIGN COUNTRIES  
BY COMMODITY AND COUNTRY OF ORIGIN-FISCAL YEAR 2000

COMM-CODE	COMMODITY, COUNTRY AND UNIT OF QUANTITY	QUANTITY	VALUE-\$
	CHINA,PEOPLE'S REP.(MAINLAND).....	1,800	8,010
	VENEZUELA.....	2,388	14,005
6403999065	FTWR SO R/P UP LTH EXC PGS OT VL OV \$2.50/PR WOMEN PRS	883,426	10,304,625
	ARGENTINA.....	344	8,171
	BRAZIL.....	349,317	2,759,093
	CHILE.....	69	359
	CHINA,PEOPLE'S REP.(MAINLAND).....	54,625	447,133
	COLOMBIA.....	4,956	51,494
	DOMINICAN REPUBLIC.....	34,118	429,084
	FRANCE.....	23	3,448
	HONG KONG.....	2,400	27,600
	INDIA.....	35,283	140,666
	INDONESIA.....	9,644	38,585
	ITALY.....	55,882	768,839
	MEXICO.....	8,952	46,753
	PORTUGAL.....	2,964	37,342
	ROMANIA.....	2,112	20,497
	SPAIN.....	316,834	5,458,271
	THAILAND.....	350	1,302
	VENEZUELA.....	5,553	65,988
6403999070	FTWR SO R/P UP LTHR OTH FTWR VL OV \$2.50/PR MISSES PRS	101,400	892,203
	ARGENTINA.....	255	4,137
	BRAZIL.....	19,589	114,651
	CHINA,PEOPLE'S REP.(MAINLAND).....	21,608	153,341
	COLOMBIA.....	20,815	143,315
	DOMINICAN REPUBLIC.....	500	4,700
	INDIA.....	5,093	13,355
	ITALY.....	95	2,274
	MEXICO.....	515	4,510
	SPAIN.....	32,750	448,290
	VENEZUELA.....	180	3,630
6403999080	FTWR S R/P U LTHR OTH FTWR WL OV \$2.50/PR CHILDREN PRS	219,090	1,877,795
	ARGENTINA.....	397	4,944
	BRAZIL.....	12,715	72,172
	CHINA (TAIWAN).....	936	8,508
	CHINA,PEOPLE'S REP.(MAINLAND).....	22,796	181,251
	COLOMBIA.....	50,250	309,185
	HONG KONG.....	360	2,188
	INDIA.....	3,376	9,686
	ITALY.....	142	3,260
	MEXICO.....	16,580	121,399
	SPAIN.....	110,968	1,151,423
	VENEZUELA.....	570	13,779
6403999090	FTWR SO R/P U LTHR OTH FTWR VL OV \$2.50/PR INFANTS PRS	227,407	1,524,910
	ARGENTINA.....	4,323	50,871
	BRAZIL.....	897	4,653
	CHINA,PEOPLE'S REP.(MAINLAND).....	9,198	89,646
	COLOMBIA.....	110,913	576,702
	INDIA.....	288	1,008
	ITALY.....	400	5,875
	MEXICO.....	633	8,138
	SPAIN.....	100,755	788,017
6404112030	FTWR UP TX ML W/OV 50% LTHR:SO R/P SPORT FTWR MEN PRS	119	3,867
	SPAIN.....	119	3,867
6404114000	FTWR SOL AFFIX TO UP SPORT NT>\$3/PR UP TX MA S R/P PRS	7,200	9,720
	CHINA,PEOPLE'S REP.(MAINLAND).....	7,200	9,720
6404115000	FTWR SO AFFIX TO UPP SPORT FTWR NOT OVER \$3/PAIR PRS	6,300	7,794
	CHINA,PEOPLE'S REP.(MAINLAND).....	6,300	7,794
6404116030	FTWR SO AFFIX TO UPP SPT VA>\$3 BT NT>\$6.50/PR MEN PRS	300	1,287
	BRAZIL.....	300	1,287
6404116060	FTWR SO AFFIX TO UPP SPT VA>\$3 BT NT>\$6.50PR WOMEN PRS	5,670	21,963
	BRAZIL.....	4,300	16,068
	SPAIN.....	656	2,989
	THAILAND.....	714	2,906
6404118060	FTWR UP TX ML SO R/P SPRT VA>\$6.50 NT>\$12/PR WOMEN PRS	270	2,417
	BRAZIL.....	270	2,417
6404118090	FTWR U TXML S R/P SPT VA>\$6.50 NT>\$12 OT PN EX M/W PRS	60	534
	BRAZIL.....	60	534
6404192515	FTWR OP TOE/HEL SLIP-ON >10% R/P UP VEG FIB HS SLP PRS	4,500	3,186

TABLE 2 - IMPORTS INTO PUERTO RICO FROM FOREIGN COUNTRIES  
BY COMMODITY AND COUNTRY OF ORIGIN-FISCAL YEAR 2000

COMM-CODE	COMMODITY, COUNTRY AND UNIT OF QUANTITY	QUANTITY	VALUE-\$
	CHINA,PEOPLE'S REP.(MAINLAND).....	4,500	3,186
6404192520	FTWR OP TOE/HEL SLIP-ON >10% R/P UP VEG FIB HS SLP PRS	8,496	12,744
	CHINA,PEOPLE'S REP.(MAINLAND).....	5,400	3,780
	HONG KONG.....	1,800	1,188
	SPAIN.....	1,296	7,776
6404192560	FTWR OP TOE/HEL SLIP-ON >10% R/P UPP VEG FIB WOMEN PRS	59,272	470,024
	CHINA,PEOPLE'S REP.(MAINLAND).....	52,962	429,137
	INDONESIA.....	4,637	30,060
	ITALY.....	216	2,776
	SPAIN.....	1,457	8,051
6404193040	FOOTWEAR RUBPLAS SOL UN10%RUBPL NVEGUP NESOI MEN PRS	8,036	16,972
	CHINA,PEOPLE'S REP.(MAINLAND).....	7,200	13,392
	SPAIN.....	836	3,580
6404193060	FOOTWEAR RUBPLAS SOL UN10%RUBPL NVEGUP NESOI WOMEN PRS	47,426	244,919
	CHINA,PEOPLE'S REP.(MAINLAND).....	14,472	64,216
	HONG KONG.....	9,000	24,750
	INDONESIA.....	1,392	6,734
	SPAIN.....	22,562	149,219
6404193080	FOOTWEAR RUBPLAS SOL UN10%RUBPL NVEGUP NESOI PRS	2,700	17,455
	SPAIN.....	2,700	17,455
6404193515	FOOTWEAR RUBPLAS SOL 10%OROV RUBPLAST HOUSE SLIPPR PRS	34,868	48,525
	CHINA,PEOPLE'S REP.(MAINLAND).....	34,290	46,274
	SPAIN.....	78	301
	THAILAND.....	500	1,950
6404193540	FOOTWEAR RUBPLAS SOL 10%OROV RUBPLAST FOR MEN PRS	173,628	245,866
	CHINA,PEOPLE'S REP.(MAINLAND).....	173,628	245,866
6404193560	FOOTWEAR RUBPLAS SOL 10%OROV RUBPLAST FOR WOMEN PRS	389,296	679,037
	CHINA,PEOPLE'S REP.(MAINLAND).....	368,942	627,220
	HONG KONG.....	2,400	5,760
	INDONESIA.....	2,536	10,716
	NICARAGUA.....	9,639	13,199
	SPAIN.....	2,365	10,728
	THAILAND.....	3,414	11,414
6404193580	FOOTWEAR RUBPLAS SOL 10%OROV RUBPLAST EX MEN WOMEN PRS	89,881	157,707
	CHINA,PEOPLE'S REP.(MAINLAND).....	88,252	149,341
	SPAIN.....	1,029	6,524
	THAILAND.....	600	1,842
6404194030	FOOTWEAR RUBPLAS SOL NESOI NOV\$3PR ADMBOND MEN PRS	552	718
	CHINA,PEOPLE'S REP.(MAINLAND).....	552	718
6404194060	FOOTWEAR RUBPLAS SOL NESOI NOV\$3PR ADHBOND WOMEN PRS	20,976	34,558
	CHINA,PEOPLE'S REP.(MAINLAND).....	15,864	24,078
	HONG KONG.....	5,112	10,480
6404194090	FOOTWEAR RUBPLAS SOL NESOI NOV\$3PR ADHBD EX MN WMN PRS	4,800	5,274
	CHINA,PEOPLE'S REP.(MAINLAND).....	4,800	5,274
6404195030	FOOTWEAR RUBPLAS SOL NESOI NOV\$3PR NOADH FOR MEN PRS	1,296	3,434
	CHINA,PEOPLE'S REP.(MAINLAND).....	1,296	3,434
6404195060	FOOTWEAR RUBPLAS SOL NESOI NOV\$3PR NOADH FOR WOMEN PRS	73,758	113,757
	CHINA,PEOPLE'S REP.(MAINLAND).....	73,758	113,757
6404195090	FOOTWEAR RUBPLAS SOL NESOI NOV\$3PR NOADH EX MN WMN PRS	6,900	11,820
	CHINA,PEOPLE'S REP.(MAINLAND).....	5,400	8,640
	HONG KONG.....	900	1,980
	INDONESIA.....	600	1,200
6404196030	FOOTWEAR RUBPLAS SOL NESOI OV\$3NOV\$6.50 ADH MEN PRS	679	4,249
	SPAIN.....	679	4,249
6404196060	FOOTWEAR RUBPLAS SOL NESOI OV\$3NOV\$6.50 ADH WOMEN PRS	6,930	21,969
	CHINA,PEOPLE'S REP.(MAINLAND).....	6,930	21,969
6404196090	FOOTWEAR RUBPLAS SOL NESOI OV\$3NOV\$6.50 ADH NESOI PRS	5,437	30,085
	SPAIN.....	5,437	30,085
6404197090	FOOTWEAR RUBPLAS SOL NESOI OV\$3NOV\$6.50 NOAD NESOI PRS	48	267
	BRAZIL.....	48	267
6404198060	FOOTWEAR RUBPLAS SOL NESOI OV\$6.50NOV\$12 WOMEN PRS	717	6,454
	ITALY.....	468	4,636
	SPAIN.....	249	1,818
6404198090	FOOTWEAR RUBPLAS SOL NESOI OV\$6.50NOV\$12 NESOI PRS	5,501	38,483
	BRAZIL.....	36	262
	SPAIN.....	5,465	38,221
6404199030	FOOTWEAR RUBPLAS SOL NESOI OV \$12 MEN PRS	120	2,564
	ITALY.....	120	2,564
6404199060	FOOTWEAR RUBPLAS SOL NESOI OV\$12 WOMEN PRS	838	15,562



TABLE 2 - IMPORTS INTO PUERTO RICO FROM FOREIGN COUNTRIES  
BY COMMODITY AND COUNTRY OF ORIGIN-FISCAL YEAR 2000

COMM-CODE	COMMODITY, COUNTRY AND UNIT OF QUANTITY	QUANTITY	VALUE-\$
	ARGENTINA.....	12	443
	MEXICO.....	360	5,616
	SPAIN.....	466	9,503
6404204060	FOOTWEAR LEA SOL NOV50%PLTX OV\$2.50 WOMEN PRS	80,554	1,188,332
	CHINA, PEOPLE'S REP.(MAINLAND).....	27,444	211,215
	HONG KONG.....	1,404	13,478
	ITALY.....	1,980	63,054
	SPAIN.....	49,726	900,585
6404206080	FOOTWEAR LEA SOL TX UP NESOI EXCEPT MEN OR WOMEN PRS	404	1,591
	SPAIN.....	404	1,591
6405100060	OTH FTWEAR W UPPERS LEATHER/COMPOSITION LEATHER WM PRS	2,482	18,932
	INDONESIA.....	1,120	5,425
	MEXICO.....	256	2,312
	SPAIN.....	711	9,412
	SWEDEN.....	100	685
	THAILAND.....	295	1,098
6405100090	OTH FTWEAR W UPPERS LEATHER/COMP LEATHER OT PERSON PRS	1,967	14,084
	NICARAGUA.....	655	982
	SPAIN.....	1,312	13,102
6405203060	OTH FTWEAR UPPERS TEXTLE MATERIALS VEG FIBER WOMEN PRS	1,326	5,780
	CHILE.....	552	1,049
	MEXICO.....	523	3,474
	SPAIN.....	251	1,257
6405203090	OTH FTWEAR UPPERS TEX MATERIALS VEG FIB OTH PERSON PRS	5,431	16,539
	CHINA, PEOPLE'S REP.(MAINLAND).....	2,400	6,300
	SPAIN.....	3,031	10,239
6405209015	OTH FTWR W UPPERS OF TEX MATRL OTH HOUSE SLIPPERS PRS	16,452	41,570
	CHINA, PEOPLE'S REP.(MAINLAND).....	14,052	34,850
	HONG KONG.....	2,400	6,720
6405209060	OTH FTWEAR W UPPERS OF TEX MATRLS OT FOR WOMEN PRS	1,370	3,020
	INDONESIA.....	141	570
	NICARAGUA.....	1,217	1,604
	SPAIN.....	12	846
6405209090	OTH FTWEAR W UPPERS OF TEX MATRLS OT FOR OT NT MW PRS	13,473	42,154
	CHINA, PEOPLE'S REP.(MAINLAND).....	12,300	34,712
	SPAIN.....	1,173	7,442
6405909000	OTHER FOOTWEAR OTHER NESOI PRS	68,954	349,744
	CHINA, PEOPLE'S REP.(MAINLAND).....	64,212	277,689
	COLOMBIA.....	48	390
	ITALY.....	576	8,207
	SPAIN.....	4,118	63,458
6406100500	PRTS FTWEAR FRMD UPPR OT STF COMP LTH FOR MN YT BY PRS	1,620	24,753
	DOMINICAN REPUBLIC.....	1,620	24,753
6406106500	PRT FTWEAR FRM OTH STIFFENERS OF LEATHER PRS	4,763,890	74,901,971
	CZECH REPUBLIC.....	60	1,800
	DOMINICAN REPUBLIC.....	4,762,930	74,891,999
	MEXICO.....	900	8,172
6406107000	PRT FTWR OT UPR & PRT TRF OT ST TX M>50% EX SR LT PRS	91,108	2,620,277
	DOMINICAN REPUBLIC.....	91,108	2,620,277
6406200000	PARTS OF FTWEAR OUT SLS & HLS OF RUBBER OR PLASTIC X		1,504,742
	BRAZIL.....		91,312
	COLOMBIA.....		4,973
	CZECH REPUBLIC.....		1,282,471
	HONG KONG.....		11,232
	ITALY.....		109,898
	MEXICO.....		2,345
	REPUBLIC OF KOREA.....		2,511
6406991540	PARTS OF FOOTWEAR OF TEXTILE MATERIALS-MMF OTHER DOZ	3,146	7,495
	DOMINICAN REPUBLIC.....	3,146	7,495
6406996000	PARTS OF FOOTWEAR OTHER OF LEATHER X		330,891
	ARGENTINA.....		5,153
	BRAZIL.....		3,608
	DOMINICAN REPUBLIC.....		249,636
	MEXICO.....		67,007
	SPAIN.....		5,487
6406999000	PARTS OF FOOTWEAR OTHER NESOI KG	114,828	551,756
	DOMINICAN REPUBLIC.....	114,828	551,756
	HEADGEAR AND PARTS THEREOF..... TOTAL		886,366

TABLE 2 - IMPORTS INTO PUERTO RICO FROM FOREIGN COUNTRIES  
BY COMMODITY AND COUNTRY OF ORIGIN-FISCAL YEAR 2000

COMM-CODE	COMMODITY, COUNTRY AND UNIT OF QUANTITY	QUANTITY	VALUE-\$
6502004000	HAT SHAPES,NOT SEWED/BLCHD/COLOR;VEG FIB,PAPR YRN DOZ	100	1,090
	CHINA,PEOPLE'S REP.(MAINLAND).....	100	1,090
6502006030	PAPER HAT SHAPES, BLEACHED OR COLORED, NOT SEWED DOZ	663	7,700
	CHINA,PEOPLE'S REP.(MAINLAND).....	663	7,700
6502009030	HAT SHAPES OF MAN-MADE FIBERS, PLAIT/ASSMBLD STRIP DOZ	50	2,607
	CHINA (TAIWAN).....	50	2,607
6503003000	FUR FELT HATS&OTHER FUR FELT HEADGEAR FOR MEN/BOYS DOZ	3	252
	COLOMBIA.....	3	252
6504003000	SEWED HATS&OTHER HEADGEAR;VEG FIBR,PAPER YRN&COMBO DOZ	563	14,173
	CHINA,PEOPLE'S REP.(MAINLAND).....	475	9,388
	COLOMBIA.....	59	4,506
	DOMINICAN REPUBLIC.....	29	279
6504006000	HATS&OTHR HEADGEAR,NOT SEWD,VEG FBR,PAPR YRN&COMBO DOZ	1,587	17,244
	CHINA,PEOPLE'S REP.(MAINLAND).....	83	4,200
	COLOMBIA.....	17	1,000
	ECUADOR.....	372	9,300
	HAITI.....	992	2,022
	MEXICO.....	123	722
6504009015	SEWED HATS & OTHER HEADGEAR OF MAN-MADE FIBERS DOZ	603	3,618
	DOMINICAN REPUBLIC.....	603	3,618
6504009045	SEWED HATS & OTHER HEADGEAR OF MATERIALS NESOI DOZ	199	1,075
	COLOMBIA.....	199	1,075
6505901515	HATS & OTHER HEADGEAR,KNITTED OF COTTON FOR BABIES DOZ	58	1,207
	COLOMBIA.....	58	1,207
6505901540	KNITTED COTTON HEADGEAR: NESOI DOZ	3,716	48,921
	CHINA (TAIWAN).....	200	4,080
	CHINA,PEOPLE'S REP.(MAINLAND).....	2,433	26,721
	GUATEMALA.....	6	490
	MEXICO.....	232	7,387
	NORWAY.....	8	432
	SPAIN.....	712	8,761
	UNITED KINGDOM OF GT BRITAIN.....	125	1,050
6505901560	HATS&OTHER HEADGEAR,KNITTED OF FLAX OR FLAX&COTTON DOZ	180	1,260
	GUATEMALA.....	180	1,260
6505902030	BABY HATS&OTH HDGEAR,NOT KNIT,COTTON&HAND-LM&FLKLR DOZ	133	4,569
	COLOMBIA.....	133	4,569
6505902060	HATS&OTH HDGEAR(EX BABIES)NOT KNT,COT&HND-LM&FLKLR DOZ	20,784	492,969
	CHINA (TAIWAN).....	244	6,822
	CHINA,PEOPLE'S REP.(MAINLAND).....	5,182	85,227
	DOMINICAN REPUBLIC.....	14,868	391,717
	GUATEMALA.....	260	1,950
	HONG KONG.....	168	4,301
	INDONESIA.....	25	600
	MEXICO.....	25	2,014
	PERU.....	12	338
6505902545	NKT COT VISOR & OTH HDGR W/O COV FOR CROWN OF HEAD DOZ	1,867	26,386
	CHINA,PEOPLE'S REP.(MAINLAND).....	1,658	22,140
	EL SALVADOR.....	42	1,946
	HONG KONG.....	167	2,300
6505902590	NOT KNITTED COTTON HEADGEAR: NESOI DOZ	72	2,644
	MEXICO.....	72	2,644
6505905090	KNIT OR CROCHETED MMF HEADGEAR, WH/PT BRD : NESOI DOZ	3	465
	CANADA.....	3	465
6505906090	KNIT/CROCHETED MMF HEADGEAR,NOT PART BRAID:NESOI DOZ	584	7,355
	CHINA (TAIWAN).....	542	5,605
	DOMINICAN REPUBLIC.....	42	1,750
6505907090	NT KNIT OR CROCHETED MMF HDGR,WHOLE/PT BRAID NESOI DOZ	3,497	74,801
	CHINA (TAIWAN).....	167	3,948
	CHINA,PEOPLE'S REP.(MAINLAND).....	3,330	70,853
6505908015	NONWOVN DISPOSABLE HEADGR W/O PEAKS OR VISORS; MMF DOZ	411,874	73,336
	CHINA (TAIWAN).....	40,334	9,790
	CHINA,PEOPLE'S REP.(MAINLAND).....	370,707	63,053
	GERMANY.....	833	493
6505908090	NOT KNIT OR CROCHETED MMF HDGR,NOT PART BRD: NESOI DOZ	3,134	26,074
	CHINA,PEOPLE'S REP.(MAINLAND).....	2,750	16,500
	DOMINICAN REPUBLIC.....	250	7,851
	MEXICO.....	25	300
	PANAMA.....	109	1,423

TABLE 2 - IMPORTS INTO PUERTO RICO FROM FOREIGN COUNTRIES  
BY COMMODITY AND COUNTRY OF ORIGIN-FISCAL YEAR 2000

COMM-CODE	COMMODITY, COUNTRY AND UNIT OF QUANTITY	QUANTITY	VALUE-\$
6506103030	SAFTY HDGEAR,REINFOR/LAMIN PLAST;MOTORCYCLE HELMET NO	39	2,944
	ITALY.....	39	2,944
6506103045	SAFETY HEADGEAR, OF REIN PLAS, ATH, REC, AND SPORT DOZ	35	2,857
	CHINA (TAIWAN).....	10	680
	CHINA,PEOPLE'S REP.(MAINLAND).....	25	2,177
6506103075	SAFETY HEADGEAR, REINFORCED OR LAMINATED PLASTICS DOZ	872	15,402
	CHINA (TAIWAN).....	340	4,933
	MEXICO.....	532	10,469
6506106075	SAFETY HEADGEAR,EXCLUDE REINFORCD/LAMINATD PLASTIC DOZ	509	12,915
	CHINA (TAIWAN).....	10	365
	MEXICO.....	490	9,526
	VENEZUELA.....	9	3,024
6506910030	BATHING CAPS OF RUBBER OR PLASTICS DOZ	1,416	1,247
	CHINA,PEOPLE'S REP.(MAINLAND).....	1,416	1,247
6506910060	OTHER RUBBER&PLASTIC HEADGEAR,EXCLUDE BATHING CAPS DOZ	59	1,227
	MEXICO.....	59	1,227
6506990000	OTHR HEADGR OTHR MATRLS NESOI WHETHER/NOT LINE/TRM DOZ	2,511	29,126
	CHINA,PEOPLE'S REP.(MAINLAND).....	1,000	1,050
	COLOMBIA.....	500	21,143
	GUATEMALA.....	417	4,460
	HAITI.....	590	1,940
	MEXICO.....	4	533
6507000000	HDBANDS,LININGS,COVERS,FRAMES,VISORS,ETC CHINSTRAP DOZ	3,274	12,902
	HONG KONG.....	3,240	12,241
	MEXICO.....	34	661
	UMBRELLAS,SUN UMBRELLAS, WALKING STICKS,SEATSTICKS,WHIPS,RIDING CROPS AND PARTS THEREOF..... TOTAL	55,980	975,330
6601100000	UMBRELLAS, GARDEN OR SIMILAR DOZ	3,204	108,194
	CHINA,PEOPLE'S REP.(MAINLAND).....	2,118	58,724
	COSTA RICA.....	21	15,360
	FRANCE.....	8	4,434
	HONG KONG.....	917	24,378
	ITALY.....	1	2,152
	NETHERLANDS.....	139	3,146
6601910000	UMBRELLAS HAVING A TELESCOPIC SHAFT DOZ	16,067	196,561
	CHINA (TAIWAN).....	1,450	15,660
	CHINA,PEOPLE'S REP.(MAINLAND).....	14,575	176,216
	HONG KONG.....	42	4,685
6601990000	UMBRELLAS, NESOI DOZ	36,709	670,575
	CHINA (TAIWAN).....	1,406	16,761
	CHINA,PEOPLE'S REP.(MAINLAND).....	34,219	620,678
	FRANCE.....	17	3,176
	HONG KONG.....	1,067	29,960
	PREPARED FEATHERS AND DOWN AND ARTICLES MADE OF FEATHERS OR OF DOWN;ARTIFICIAL FLOWERS; ARTICLES OF HUMAN HAIR..... TOTAL		5,597,568
6702102000	ARTIFICAL FLOWERS OF PLASTICS ASSEMBLED BY BINDING X		232,253
	CHINA,PEOPLE'S REP.(MAINLAND).....		206,396
	DOMINICAN REPUBLIC.....		4,155
	HONG KONG.....		21,702
6702104000	ARTIFICAL FLOWERS OF PLASTICS, INCLUDING PARTS X		733,873
	CHINA,PEOPLE'S REP.(MAINLAND).....		529,500
	GERMANY.....		1,190
	HONG KONG.....		153,920
	THAILAND.....		49,263
6702901000	ARTIFICAL FLOWERS OF FEATHERS X		1,107
	MEXICO.....		1,107
6702903500	ARTIFICAL FLOWERS, OF MAN-MADE FIBERS X		4,568,400
	CHINA,PEOPLE'S REP.(MAINLAND).....		4,254,859
	HONG KONG.....		117,679
	PANAMA.....		32,740
	SRI LANKA.....		95,596
	THAILAND.....		67,526

TABLE 2 - IMPORTS INTO PUERTO RICO FROM FOREIGN COUNTRIES  
BY COMMODITY AND COUNTRY OF ORIGIN-FISCAL YEAR 2000

COMM-CODE	COMMODITY, COUNTRY AND UNIT OF QUANTITY	QUANTITY	VALUE-\$
6702906500	ARTIFICIAL FLOWERS, NESOI X		42,973
	CHINA (TAIWAN).....		410
	CHINA, PEOPLE'S REP. (MAINLAND).....		35,595
	HAITI.....		900
	MEXICO.....		4,897
	UNITED KINGDOM OF GT BRITAIN.....		1,171
6704110000	WIGS, COMPLETE OF SYNTHETIC TEXTILE MATERIAL NO	2,880	3,600
	CHINA, PEOPLE'S REP. (MAINLAND).....	2,880	3,600
6704190000	WIGS, FLASE BEARDS, EYEBROWS & EYELASHES, NESOI X		15,362
	CANADA.....		15,362
	ARTICLES OF STONE, PLASTER, CEMENT, ASBESTOS, MICA OR SIMILAR MATERIALS; CERAMIC PRODUCTS; GLASS AND GLASSWARE..... TOTAL		100,597,583
	ARTICLES OF STONE, PLASTER, CEMENT, ASBESTOS, MICA OR SIMILAR MATERIALS..... TOTAL		13,742,077
6802100000	TILES ETC LS TH 7CM; ARTFLY CLRD GR CHPGS A PWDR X		3,920
	SPAIN.....		3,920
6802211000	TRAVERTINE MON OR BLDG, SMPLY CT O SWN FLT EV SURF T	410	257,767
	COLOMBIA.....	1	15,687
	ITALY.....	219	115,551
	MEXICO.....	25	20,454
	TURKEY.....	165	106,075
6802215000	MARBLE A ALABASTER MNMNTL BLDG SMPLY CT O SWN T	6	11,117
	COLOMBIA.....	2	2,190
	ITALY.....	4	8,927
6802220000	OTH CALC MON BLDG STONE SMPLY CT OR SWN T	84	38,936
	DOMINICAN REPUBLIC.....	50	25,306
	ITALY.....	12	4,930
	PHILIPPINES.....	22	8,700
6802230000	GRANITE MON OR BLDG STONE SMPLY CUT OR SAWN T	168	150,933
	BRAZIL.....	110	82,026
	COLOMBIA.....	10	27,461
	ITALY.....	23	25,249
	SPAIN.....	25	16,197
6802290000	STONE, NESOI MON OR BLDG SMPLY CUT OR SWN T	193	78,290
	DOMINICAN REPUBLIC.....	90	37,540
	MEXICO.....	103	40,750
6802910500	MARBLE SLABS T	119	98,621
	ITALY.....	20	38,466
	SPAIN.....	99	60,155
6802911500	MARBLE, OTHER THAN SLABS T	1,333	1,030,199
	CHINA (TAIWAN).....	36	33,514
	CHINA, PEOPLE'S REP. (MAINLAND).....	18	17,424
	COLOMBIA.....	1	3,655
	DOMINICAN REPUBLIC.....	87	17,009
	ITALY.....	736	685,199
	MEXICO.....	2	22,725
	PORTUGAL.....	44	22,680
	SPAIN.....	404	202,450
	VENEZUELA.....	5	25,543
6802912000	TRAVERTINE, DRESSED OR POLISHED, BT NOT FRTR WRKD T	165	108,649
	ITALY.....	160	102,662
	MEXICO.....	5	5,987
6802912500	TRAVERTINE, FURTHER WORKED T	1,259	600,174
	DOMINICAN REPUBLIC.....	6	4,851
	ITALY.....	956	443,384
	MEXICO.....	84	13,854
	SPAIN.....	83	50,409
	TURKEY.....	130	87,676
6802920000	OTHER CALCAREOUS STONE, NESOI T	3,273	1,508,021
	BELGIUM.....	23	5,081
	CHINA (TAIWAN).....	24	15,250
	COLOMBIA.....	73	26,709
	DOMINICAN REPUBLIC.....	905	201,845
	FRANCE.....	24	6,412
	ITALY.....	690	526,383

TABLE 2 - IMPORTS INTO PUERTO RICO FROM FOREIGN COUNTRIES  
BY COMMODITY AND COUNTRY OF ORIGIN-FISCAL YEAR 2000

COMM-CODE	COMMODITY, COUNTRY AND UNIT OF QUANTITY	QUANTITY	VALUE-\$
	MEXICO.....	19	2,700
	PORTUGAL.....	131	63,094
	SPAIN.....	1,336	646,135
	TURKEY.....	23	6,162
	VENEZUELA.....	25	8,250
6802930020	GRANITE,MNTL/BLDG,CT SZ,WRKD MR THN CT/SWN,MAX 1.5 T	18	23,219
	BRAZIL.....	17	20,019
	VENEZUELA.....	1	3,200
6802930025	GRANITE,MNTL/BLDG,CT SZ,ETC,MX THK OV 1.5 NOV 7.5 T	665	448,770
	BRAZIL.....	18	19,498
	ITALY.....	135	145,340
	SPAIN.....	512	283,932
6802930060	GRANITE, MNTL/BLDG,CT SZ,ETC, OV 7.5 CM THCK,NESOI T	167	151,164
	ITALY.....	127	114,973
	SPAIN.....	40	36,191
6802930090	GRANITE, NESOI T	313	185,259
	BRAZIL.....	22	16,624
	CHINA,PEOPLE'S REP.(MAINLAND).....	32	42,026
	DOMINICAN REPUBLIC.....	26	2,290
	ITALY.....	118	51,979
	MEXICO.....	67	46,538
	SPAIN.....	48	25,802
6802990060	OTHER STONE, NESOI T	3,665	1,037,647
	BRAZIL.....	143	66,515
	COLOMBIA.....	12	20,470
	DOMINICAN REPUBLIC.....	1,340	323,287
	ITALY.....	1,942	419,389
	MEXICO.....	109	118,108
	NORWAY.....	1	8,139
	SPAIN.....	118	81,739
6803005000	SLATE, NESOI X		110,963
	CHINA,PEOPLE'S REP.(MAINLAND).....		23,545
	MEXICO.....		36,248
	SPAIN.....		51,170
6804100000	MILLSTONES AND GRINDSTONES FOR MILLNG GRNDG PLPNG NO	26,860	85,762
	AUSTRIA.....	13,077	29,626
	GERMANY.....	13,500	22,828
	ITALY.....	283	33,308
6804210000	OTH MLLSTNS ETC OF AGGLM SYNTHTC OR NAT DIAMOND NO	240	10,345
	ITALY.....	240	10,345
6804221000	GRNDNG WHEELS ETC OF AGGLM ABRVS PND W SYNTH RESINS KG	37,695	141,039
	AUSTRIA.....	6,951	37,280
	GERMANY.....	30,163	101,387
	SPAIN.....	581	2,372
6804224000	ABRASIVE WHEELS OF AGGLOM ABRVS OR OF CERAMICS X		149,947
	AUSTRIA.....		4,261
	BRAZIL.....		4,618
	CHINA,PEOPLE'S REP.(MAINLAND).....		26,499
	ISRAEL.....		41,825
	SPAIN.....		20,701
	THAILAND.....		52,043
6804226000	GRINDSTONES ETC OF AGGLOM ABRVS O CERAMICS NESOI X		101,015
	AUSTRIA.....		91,693
	SPAIN.....		9,322
6804300000	HAND SHARPENING OR POLISHING STONES NO	1,112	3,515
	SPAIN.....	1,112	3,515
6805200000	ABRASIVES ON A BASE OF PAPER OR PAPERBOARD ONLY KG	90,373	458,483
	BRAZIL.....	59,403	184,037
	PORTUGAL.....	30,970	274,446
6805301000	ABRSV CTD ARTS IN SHTS STR DSCS BLTS ETC KG	4,577	46,462
	BRAZIL.....	1,851	6,913
	ITALY.....	119	16,405
	PORTUGAL.....	1,601	17,742
	SPAIN.....	1,006	5,402
6805305000	ABRASIVE ARTICLES NESOI KG	4,928	31,156
	MEXICO.....	4,622	27,757
	PORTUGAL.....	306	3,399
6807100000	ARTICLES OF ASPHALT OR SIMILAR MATERIALS IN ROLLS KG	4,607,604	2,559,305
	ARGENTINA.....	38,240	15,479

TABLE 2 - IMPORTS INTO PUERTO RICO FROM FOREIGN COUNTRIES  
BY COMMODITY AND COUNTRY OF ORIGIN-FISCAL YEAR 2000

COMM-CODE	COMMODITY, COUNTRY AND UNIT OF QUANTITY	QUANTITY	VALUE-\$
	ITALY.....	574,369	270,572
	SPAIN.....	2,903,309	2,038,652
	UNITED ARAB EMIRATES.....	16,353	11,109
	UNITED KINGDOM OF GT BRITAIN.....	896	3,071
	VENEZUELA.....	1,074,437	220,422
6807900010	ROOFING AND SIDING OF ASPHALT, OR SIMILAR MATERIAL KG	3,502,428	1,473,249
	BRAZIL.....	65,467	201,798
	COLOMBIA.....	17,186	14,181
	ITALY.....	364,437	210,678
	MEXICO.....	297,690	143,204
	SPAIN.....	19,350	7,981
	VENEZUELA.....	2,738,298	895,407
6807900050	ARTICLES OF ASPHALT OR SIMILAR MATERIAL NESOI KG	13,770	7,174
	VENEZUELA.....	13,770	7,174
6809110000	PLSTR BRDS ETC NT ORNA, FCD W PPR O PPRBRD ONLY KG	20,064	4,980
	COSTA RICA.....	20,064	4,980
6809190000	PLSTER BOARDS PANELS ETC NOT ORNAMENTED NESOI X		200,981
	CANADA.....		154,236
	FRANCE.....		3,504
	MEXICO.....		9,263
	VENEZUELA.....		33,978
6809900000	OTHR ARTCLS OF PLASTER OR O CMPSTNS BS PLS NESOI X		266,248
	CANADA.....		80,550
	COLOMBIA.....		32,511
	ITALY.....		20,156
	MEXICO.....		31,800
	SPAIN.....		101,231
6810110000	BLDG BLCKS A BRCKS OF CMNT CNCRT ART ST W O N REIN X		22,782
	DOMINICAN REPUBLIC.....		20,609
	SPAIN.....		2,173
6810191200	AGGLOMERATED MARBLE-CEMENT FLOOR AND WALL TILES M2	66,410	800,974
	DOMINICAN REPUBLIC.....	12,256	124,576
	ITALY.....	23,945	311,401
	PORTUGAL.....	22,410	291,240
	SPAIN.....	7,799	73,757
6810191400	FLR/WALL TLS,CMNT,CONCRTE,ARTFCL STN NT AGGLM MRBL M2	13,222	250,140
	ITALY.....	774	17,602
	SPAIN.....	12,448	232,538
6810195000	ARTCLS NESOI OF CMNT CNCRT OR ARTFCL STONE X		4,511
	DOMINICAN REPUBLIC.....		2,357
	MEXICO.....		2,154
6810910000	PREFB STRCTRL CMPNTS O CNCRT CMNT O ARTF STONE X		217,537
	MEXICO.....		217,537
6810990000	OTHR ARTS NESOI OF CMNT ETC X		737,989
	BRAZIL.....		3,557
	CHINA,PEOPLE'S REP.(MAINLAND).....		62,714
	COLOMBIA.....		39,626
	COSTA RICA.....		492,369
	ITALY.....		2,925
	SPAIN.....		136,798
6811200000	OTHR SHTS PANLS TILES ETC NESOI OF ASBST CMNT ETC KG	269,122	135,596
	MEXICO.....	35,872	16,345
	VENEZUELA.....	233,250	119,251
6812700000	COMPRESSED ASBESTOS FIBER JNTNG IN SHEETS O ROLLS X		7,835
	COLOMBIA.....		2,902
	VENEZUELA.....		4,933
6812900020	GASKETS, PACKING AND SEALS OF ASBESTOS KG	395	3,642
	PERU.....	395	3,642
6813100050	BRK LNGS A PADS ASBSTS ETC INCL CMB W TX O OTH MAT X		21,420
	BRAZIL.....		19,307
	REPUBLIC OF KOREA.....		2,113
6815200000	ARTICLES OF PEAT X		12,945
	CANADA.....		12,945
6815992000	TLC STEA A SPSTN CUT OR SAWED ETC KG	3,500	11,100
	JAPAN.....	3,500	11,100
6815994000	ARTCLS OF STONE OR OTH MINRL SBSTNCS NESOI X		132,296
	CANADA.....		64,134
	MEXICO.....		68,162

TABLE 2 - IMPORTS INTO PUERTO RICO FROM FOREIGN COUNTRIES  
BY COMMODITY AND COUNTRY OF ORIGIN-FISCAL YEAR 2000

COMM-CODE	COMMODITY, COUNTRY AND UNIT OF QUANTITY	QUANTITY	VALUE-\$
	CERAMIC PRODUCTS..... TOTAL		62,209,186
6902101000	MAGNESITE BRICKS THS	302,428	575,195
	GERMANY.....	302,414	488,803
	MEXICO.....	11	74,133
	SPAIN.....	3	12,259
6902105000	REFRCTRY BRICKS ETC OVER 50 PCT MGO CAO CHROM NESI T	18	66,091
	DENMARK.....	18	66,091
6902201020	REFRACT BRICKS OV 50 PCT SILICA/ALUMINA EX AL BRCK THS	6	39,796
	MEXICO.....	6	39,796
6902901020	NONCLAY REFRACTORY BRICKS NESOI THS	44	12,995
	PANAMA.....	44	12,995
6902905010	BLOCKS, TILES ETC OF CLAY NESOI EXC BRICKS T	74	23,862
	MEXICO.....	2	3,089
	SPAIN.....	72	20,773
6903900050	OTH REFRACTORY CERAMIC GOODS NESOI, NONCLAY KG	207	4,379
	UNITED KINGDOM OF GT BRITAIN.....	207	4,379
6904100040	HOLLOW BUILDING BRICKS, CERAMIC, NT HEAT INSULATNG THS	15	3,000
	DOMINICAN REPUBLIC.....	15	3,000
6904900000	CERAMIC FLOORING BLOCKS, SUPPRT OR FILLR TILE ETC X		73,012
	DOMINICAN REPUBLIC.....		8,100
	ITALY.....		50,802
	PANAMA.....		6,564
	SPAIN.....		7,546
6905100000	ROOFING TILES, CERAMIC M2	999,036	1,060,231
	ARGENTINA.....	3,051	17,425
	BRAZIL.....	13,503	14,875
	COLOMBIA.....	20,218	16,672
	FRANCE.....	528	2,120
	ITALY.....	71,872	138,526
	MEXICO.....	1,176	4,508
	SPAIN.....	761,381	772,459
	VENEZUELA.....	127,307	93,646
6905900050	CERAMIC CONSTRUC GOODS, NESOI, NOT HEAT INSULATING X		26,400
	COLOMBIA.....		4,150
	ITALY.....		6,451
	SPAIN.....		15,799
6906000000	CERAMIC PIPES, CONDUITS, GUTTERING A PIPE FITTINGS KG	11,992	23,332
	CHILE.....	11,261	18,200
	SPAIN.....	731	5,132
6907100000	UNGLZD CERAM TILES, CUBES ETC, SIDES LS THN 7 CM M2	3,523	20,438
	COLOMBIA.....	919	7,520
	ITALY.....	2,604	12,918
6907900010	UNGLAZED CERAMIC TILES, SURFACE AREA 30 CM OR MORE M2	5,228	44,032
	CHINA (TAIWAN).....	766	17,649
	ITALY.....	907	13,220
	SPAIN.....	3,555	13,163
6907900050	OTHER UNGLAZED CERAMIC FLAGS, PAVING, ETC. NESOI M2	492,963	4,067,686
	BRAZIL.....	3,216	7,709
	COLOMBIA.....	22,943	128,578
	ITALY.....	379,919	3,366,857
	MALAYSIA.....	3,211	21,823
	MEXICO.....	6,825	36,941
	SPAIN.....	66,853	463,134
	VENEZUELA.....	9,996	42,644
6908101000	GLZD CERAM TILES CUBES ETC LT 7CM, LT 3229/SQ M SE M2	8,987	97,747
	CHINA (TAIWAN).....	4,214	35,283
	THAILAND.....	4,773	62,464
6908102000	GLZD CERAM TILES, CUBES ETC LT 7CM LT 38.7 CM2 NES M2	52,845	386,398
	CHINA (TAIWAN).....	6,087	50,490
	DOMINICAN REPUBLIC.....	422	4,344
	INDONESIA.....	15,800	128,985
	ITALY.....	8,172	36,030
	MALAYSIA.....	19,874	148,696
	MEXICO.....	222	2,416
	THAILAND.....	2,268	15,437
6908105000	GLZD CERAM TILES, CUBES ETC LT 7CM, 38.7CM2 OM NES M2	373,365	2,265,257
	ARGENTINA.....	17,761	85,237
	BRAZIL.....	27,844	95,241

TABLE 2 - IMPORTS INTO PUERTO RICO FROM FOREIGN COUNTRIES  
BY COMMODITY AND COUNTRY OF ORIGIN-FISCAL YEAR 2000

COMM-CODE	COMMODITY, COUNTRY AND UNIT OF QUANTITY	QUANTITY	VALUE-\$
	CHINA,PEOPLE'S REP.(MAINLAND).....	727	15,267
	COLOMBIA.....	3,931	19,307
	ITALY.....	58,873	534,991
	MEXICO.....	8	2,021
	SPAIN.....	253,646	1,444,366
	TURKEY.....	10,575	68,827
6908900010	GLAZED CERAMIC TILES, SURFACE AREA OF 30 CM OR OVR M2	613,754	2,883,703
	ARGENTINA.....	28,558	110,089
	BRAZIL.....	69,404	214,540
	CHINA,PEOPLE'S REP.(MAINLAND).....	9,030	16,653
	COLOMBIA.....	27,298	111,696
	ECUADOR.....	1,008	6,653
	FRANCE.....	1,264	3,778
	INDONESIA.....	3,600	9,120
	ITALY.....	52,112	340,197
	MEXICO.....	8,996	32,850
	SAUDI ARABIA.....	1,198	7,799
	SPAIN.....	365,988	1,836,483
	THAILAND.....	2,640	8,290
	TURKEY.....	41,098	171,038
	VENEZUELA.....	1,560	14,517
6908900050	OTHER GLAZED CERAMIC FLAGS, PAVING, ETC, NESOI M2	8,325,250	38,490,693
	ARGENTINA.....	225,492	918,213
	BRAZIL.....	1,622,862	6,029,352
	CHINA (TAIWAN).....	17,117	74,518
	COLOMBIA.....	314,302	1,409,982
	DOMINICAN REPUBLIC.....	96,947	513,489
	ECUADOR.....	202,582	833,240
	FRANCE.....	8,662	47,424
	GUATEMALA.....	3,726	16,104
	INDONESIA.....	290,748	735,061
	ITALY.....	1,410,189	8,556,616
	JAPAN.....	10,776	93,057
	MEXICO.....	107,088	532,186
	PERU.....	63,639	278,379
	PORTUGAL.....	40,962	195,713
	REPUBLIC OF KOREA.....	13,508	78,168
	SPAIN.....	3,700,707	17,310,392
	THAILAND.....	3,837	9,753
	TURKEY.....	55,455	228,380
	UNITED ARAB EMIRATES.....	12,480	41,242
	URUGUAY.....	26,167	91,405
	VENEZUELA.....	98,004	498,019
6909195095	CRMC WRS LB/CHM/TCH USE NT CHNA/POR, NESOI X		120,200
	CHINA (TAIWAN).....		120,200
6909900000	CERAMIC RECEPTCLS FR AGRIC A FOR CONVEY/PACK GOODS X		12,058
	DOMINICAN REPUBLIC.....		8,236
	MEXICO.....		3,822
6910100005	WATER CLOSET BOWLS FLUSHOMETR TYPE, PORCLN O CHINA NO	15,750	301,240
	BRAZIL.....	155	3,100
	COLOMBIA.....	387	9,868
	ECUADOR.....	7,673	148,294
	VENEZUELA.....	7,535	139,978
6910100010	WATER CLOSET BOWLS W TANKS IN 1 PC, PORCLN O CHINA NO	3,078	95,221
	COLOMBIA.....	708	17,898
	DOMINICAN REPUBLIC.....	1,890	63,943
	VENEZUELA.....	480	13,380
6910100015	FLUSH TANKS OF PORCELAIN OR CHINA NO	34,618	488,454
	BRAZIL.....	1,166	21,808
	CHINA,PEOPLE'S REP.(MAINLAND).....	1,713	20,690
	DOMINICAN REPUBLIC.....	60	2,114
	ECUADOR.....	7,375	115,801
	MEXICO.....	134	7,864
	VENEZUELA.....	24,170	320,177
6910100020	OTHER WATER CLOSET BOWLS, PORCELAIN OR CHINA NESOI NO	24,302	511,800
	BRAZIL.....	994	18,843
	CHINA,PEOPLE'S REP.(MAINLAND).....	2,120	28,962
	COLOMBIA.....	660	18,520
	DOMINICAN REPUBLIC.....	1,803	66,088



TABLE 2 - IMPORTS INTO PUERTO RICO FROM FOREIGN COUNTRIES  
BY COMMODITY AND COUNTRY OF ORIGIN-FISCAL YEAR 2000

COMM-CODE	COMMODITY, COUNTRY AND UNIT OF QUANTITY	QUANTITY	VALUE-\$
	ECUADOR.....	452	7,764
	MEXICO.....	300	7,886
	VENEZUELA.....	17,973	363,737
6910100030	SINKS AND LAVATORIES OF PORCELAIN OR CHINA NO	52,392	918,936
	BRAZIL.....	3,109	38,554
	CHINA, PEOPLE'S REP. (MAINLAND).....	1,706	17,884
	COLOMBIA.....	1,899	26,540
	DOMINICAN REPUBLIC.....	3,161	105,397
	ECUADOR.....	11,538	145,717
	MEXICO.....	2,299	78,771
	SPAIN.....	53	2,493
	VENEZUELA.....	28,627	503,580
6910100050	SANITARY FIXTURES OF PORCELAIN OR CHINA, NESOI NO	23,269	437,607
	BRAZIL.....	1,810	34,088
	CHINA, PEOPLE'S REP. (MAINLAND).....	3,701	25,022
	COLOMBIA.....	320	9,400
	DOMINICAN REPUBLIC.....	2,844	95,244
	ECUADOR.....	384	2,388
	MEXICO.....	185	4,574
	REPUBLIC OF KOREA.....	540	13,460
	URUGUAY.....	3,406	59,639
	VENEZUELA.....	10,079	193,792
6910900000	CERAMIC SANITARY FIXTURES OTH THN OF PORCLN/CHINA NO	167,906	3,161,438
	CHILE.....	7,502	106,835
	COLOMBIA.....	34,286	452,907
	DOMINICAN REPUBLIC.....	6,469	206,618
	ECUADOR.....	7,245	103,009
	MEXICO.....	72,458	1,600,360
	PERU.....	18,606	281,785
	SPAIN.....	1,612	50,689
	URUGUAY.....	3,501	81,845
	VENEZUELA.....	16,227	277,390
6911101000	PRCLAN O CHNA HOTL/RSTRNT TBL/KTCHWR, NOT HHLD WRE DPC	7,805	94,201
	CHILE.....	1,702	70,385
	GERMANY.....	5,793	21,189
	SPAIN.....	310	2,627
6911102500	TABLE A KITCHENWARE, BONE CHINA, OV \$31.50 DOZ PC. DPC	67	9,016
	UNITED KINGDOM OF GT BRITAIN.....	67	9,016
6911104500	MUGS A OTH STEINS NESOI, OF PORCELAIN OR CHINA DPC	9,467	20,880
	CHINA, PEOPLE'S REP. (MAINLAND).....	9,467	20,880
6911105800	PORCLN/CHNA NT IN SETS, HH, SPFD PRICE PER DOZ DPC	112	17,279
	FRANCE.....	89	12,918
	THAILAND.....	14	2,300
	TUNISIA.....	9	2,061
6911108010	TBL/KTCHNWR FOOD O DRNK CNTCT PORC/CHNA NT IN SETS DPC	16,493	119,776
	CHINA, PEOPLE'S REP. (MAINLAND).....	16,438	109,564
	FRANCE.....	40	8,068
	UNITED KINGDOM OF GT BRITAIN.....	15	2,144
6911900010	TOILET ARTICLES OF PORCELAIN OR CHINA X		70,122
	DOMINICAN REPUBLIC.....		70,122
6911900050	HOUSEHOLD ARTICLES OF PORCELAIN OR CHINA, NESOI X		47,142
	CHINA, PEOPLE'S REP. (MAINLAND).....		47,142
6912001000	EARTHENWARE TABLE/KITCH WARE, GLZD, BROWN/BLACK DPC	48,553	246,577
	CHINA, PEOPLE'S REP. (MAINLAND).....	48,553	246,577
6912002000	CRMC TBL/KTCHN WR HOTL/RSTRNT EX PROC/CHN, NOT HH DPC	80	4,815
	CHILE.....	80	4,815
6912003550	OTHR CERAM TABL/KITWR NT OV \$38/12-PLC SET NT P/CN DPC	23,065	106,347
	CHINA, PEOPLE'S REP. (MAINLAND).....	11,359	54,947
	COLOMBIA.....	1,637	8,138
	HONG KONG.....	9,988	33,448
	URUGUAY.....	81	9,814
6912004100	CERAM STEINS W LIDS, SALT A PEPPERS ETC NT POR/CHN DPC	2,863	20,416
	CHINA, PEOPLE'S REP. (MAINLAND).....	2,863	20,416
6912004400	CERAMIC MUGS A STEINS NESOI NT PORCELAIN OR CHINA DPC	24,739	77,925
	CHINA (TAIWAN).....	2,208	14,093
	CHINA, PEOPLE'S REP. (MAINLAND).....	21,255	50,484
	HONG KONG.....	1,258	10,667
	MEXICO.....	18	2,681
6912004500	CERAMIC TABLWR NT SETS NT PORC/CHN AT SPEC PRICES DPC	10,137	95,135

TABLE 2 - IMPORTS INTO PUERTO RICO FROM FOREIGN COUNTRIES  
BY COMMODITY AND COUNTRY OF ORIGIN-FISCAL YEAR 2000

COMM-CODE	COMMODITY, COUNTRY AND UNIT OF QUANTITY	QUANTITY	VALUE-\$
	CHINA, PEOPLE'S REP. (MAINLAND).....	10,125	91,420
	MEXICO.....	12	3,715
6912004810	OTH TBL/KTCHWR FOOD O DRNK NT PORC/CHNA NT IN SETS DPC	170,239	669,374
	BRAZIL.....	4,242	28,426
	CHINA, PEOPLE'S REP. (MAINLAND).....	150,209	554,146
	COLOMBIA.....	14,757	59,392
	ECUADOR.....	368	15,149
	MEXICO.....	13	3,373
	SPAIN.....	650	8,888
6912004890	OTH TABL/KITCHNWR NT PORC/CHNA, NT IN SETS, NESOI DPC	8,075	63,333
	CHINA, PEOPLE'S REP. (MAINLAND).....	8,075	63,333
6912005000	CERAMIC HOUSEHOLD A TOILET ARTICLS NT PORC NT TBLW X		153,754
	CHINA, PEOPLE'S REP. (MAINLAND).....		87,252
	DOMINICAN REPUBLIC.....		8,292
	MALAYSIA.....		5,568
	MEXICO.....		52,642
6913101000	PORCELAIN OR CHINA STATUES A HANDMADE FLOWERS X		733,459
	CHINA, PEOPLE'S REP. (MAINLAND).....		38,168
	COLOMBIA.....		2,607
	HONG KONG.....		36,365
	MEXICO.....		2,627
	SPAIN.....		653,692
6913105000	ORNAMNTL ARTCLS NESOI, PORCELAIN OR CHINA NT BONE DPC	98,800	1,295,174
	CHINA, PEOPLE'S REP. (MAINLAND).....	89,361	611,094
	FRANCE.....	165	3,057
	HONG KONG.....	8,338	55,011
	INDONESIA.....	135	3,091
	MEXICO.....	115	8,551
	SPAIN.....	571	611,225
	VENEZUELA.....	115	3,145
6913901000	CERAMIC STATUES A HNDMD FLOWERS NOT PORCLN/CHINA X		64,275
	DOMINICAN REPUBLIC.....		3,092
	MEXICO.....		42,150
	SPAIN.....		19,033
6913902000	ORNAMNTL ARTCLS OF CERAMC TILE, NT PORCLN OR CHINA X		40,354
	MEXICO.....		5,992
	SPAIN.....		34,362
6913903000	ORNAMNTL ARTCLS OF EARTHNRW RED-BODY W BRWN/BLCK GL DPC	22,079	168,993
	DOMINICAN REPUBLIC.....	3,495	50,801
	ITALY.....	17,926	71,005
	MEXICO.....	658	47,187
6913905000	ORNAMENTAL CERAMIC ARTICLES NESOI X		1,220,017
	ARGENTINA.....		20,766
	CHINA, PEOPLE'S REP. (MAINLAND).....		167,234
	COLOMBIA.....		21,130
	DOMINICAN REPUBLIC.....		144,462
	ECUADOR.....		3,079
	GERMANY.....		3,352
	HAITI.....		16,000
	HONG KONG.....		41,869
	ITALY.....		109,502
	MEXICO.....		291,867
	PERU.....		2,430
	PHILIPPINES.....		40,293
	PORTUGAL.....		46,414
	SPAIN.....		208,082
	VENEZUELA.....		103,537
6914104000	CERAMIC FERRULES OF PORCELAIN OR CHINA, ETC. X		15,741
	CHINA, PEOPLE'S REP. (MAINLAND).....		15,741
6914108000	OTHER ARTICLES OF PORCELAIN OR CHINA, NESOI X		316,590
	CHINA, PEOPLE'S REP. (MAINLAND).....		299,534
	DOMINICAN REPUBLIC.....		4,537
	MEXICO.....		6,830
	UNITED KINGDOM OF GT BRITAIN.....		5,689
6914904000	CERAMIC FERRULES OF ALUMINA OR ZIRCONIA, ETC. X		186,450
	JAPAN.....		186,450
6914908000	CERAMIC ARTICLES NESOI X		140,840
	CHINA, PEOPLE'S REP. (MAINLAND).....		48,886
	DOMINICAN REPUBLIC.....		8,024

TABLE 2 - IMPORTS INTO PUERTO RICO FROM FOREIGN COUNTRIES  
BY COMMODITY AND COUNTRY OF ORIGIN-FISCAL YEAR 2000

COMM-CODE	COMMODITY, COUNTRY AND UNIT OF QUANTITY	QUANTITY	VALUE-\$
	FRANCE.....		3,964
	HONG KONG.....		3,498
	ITALY.....		15,053
	MEXICO.....		38,397
	PERU.....		23,018
	GLASS AND GLASSWARE..... TOTAL		24,646,320
7003120000	NONWIRED SHEETS OF CAST/RLD GLASS, BODY TINTD ETC M2	43,326	440,091
	BRAZIL.....	1,500	6,475
	COLOMBIA.....	21,680	236,967
	NETHERLANDS.....	1,299	15,358
	VENEZUELA.....	18,847	181,291
7003190000	CAST OR ROLLED GLASS IN NONWIRED SHEETS, NESOI M2	30,942	381,065
	BRAZIL.....	5,253	16,963
	MEXICO.....	25,689	364,102
7004202010	DRWN/BLWN GLS,RECT SHTS<5MM THK,NT ABS/REF/NON-REF M2	5,224	22,860
	MEXICO.....	2,468	6,602
	NETHERLANDS.....	2,756	16,258
7004202020	DRWN/BLWN GLS,REC SHTS=>5MM THK,NT ABS/REF/NON-REF M2	37,599	280,531
	CHINA,PEOPLE'S REP.(MAINLAND).....	1,579	6,290
	MEXICO.....	20,588	199,328
	NETHERLANDS.....	1,339	8,627
	SPAIN.....	12,314	59,845
	THAILAND.....	1,779	6,441
7004205000	DRWN/BLWN GLS,NONRECT SHTS,NT ABS/REF/NON-REF LAY M2	115	7,012
	COLOMBIA.....	115	7,012
7004902510	OTH DRWN/BLWN GLS REC SHT 2-3.5MM THK NOV.26 SQM A M2	4,086	4,819
	MEXICO.....	4,086	4,819
7004903010	OTH DRWN/BLWN GLS REC SHT 3.5-5MMTHK, AR NOV .26SM M2	663	6,244
	DOMINICAN REPUBLIC.....	663	6,244
7004903020	OTH DRWN/BLWN GLS REC SHT OV5MM THK, AR NOV.26 SQM M2	16,366	51,722
	DOMINICAN REPUBLIC.....	1,767	19,825
	MEXICO.....	14,599	31,897
7004905000	OTH DRWN/BLOWN GLASS NESOI, NONRECT, NT TINTD ETC M2	1	4,108
	SPAIN.....	1	4,108
7005211010	FLOAT GLS ETC NONWRD SHTS LS THN 5MM THK, TNT NESO M2	19,027	63,902
	MEXICO.....	19,027	63,902
7005211030	FLOAT GLS ETC NONWRD SHTS 5-10MM THK TINTD NT ABSB M2	171,636	556,582
	ARGENTINA.....	5,205	30,624
	BRAZIL.....	1,531	8,804
	DOMINICAN REPUBLIC.....	4,262	54,687
	GERMANY.....	1,176	9,524
	MEXICO.....	155,009	428,425
	NETHERLANDS.....	2,455	13,330
	SPAIN.....	1,998	11,188
7005212000	FLOAT GLS ETC NONWRD SHTS 10MM THK OR MORE, NESOI M2	9,005	33,084
	COLOMBIA.....	5,206	16,812
	MEXICO.....	3,799	16,272
7005290810	FLOAT GLS ETC NONWRD SHTS LT 10MM THK NOV.26SM NES M2	1,996	14,711
	MEXICO.....	1,996	14,711
7005290850	FLOAT GLS ETC NONWRD LT 10MM TH .26-.65SM NESOI M2	7,586	16,575
	MEXICO.....	7,586	16,575
7005291450	FLOAT GLS ETC OV .65 M2, 5-UN 10MM THK,LIQ CRYST D M2	119,610	683,157
	BRAZIL.....	3,600	16,419
	CHINA,PEOPLE'S REP.(MAINLAND).....	1,273	20,459
	DOMINICAN REPUBLIC.....	2,400	49,787
	GERMANY.....	2,450	23,264
	MEXICO.....	44,406	296,236
	NETHERLANDS.....	7,809	69,116
	SPAIN.....	2,400	18,364
	THAILAND.....	55,272	189,512
7005291810	FLOAT GLS ETC NONWRD SHT LT 5MM TH OV .65SM NESOI M2	2,293	17,778
	ARGENTINA.....	1,696	7,159
	GERMANY.....	557	2,778
	ITALY.....	31	3,505
	MEXICO.....	9	4,336
7005291850	OTHR FLT GLSS ETC NWRD OV .65M2, 5-UN 10MM THK,NES M2	27,096	219,549
	ARGENTINA.....	1,359	7,363

TABLE 2 - IMPORTS INTO PUERTO RICO FROM FOREIGN COUNTRIES  
BY COMMODITY AND COUNTRY OF ORIGIN-FISCAL YEAR 2000

COMM-CODE	COMMODITY, COUNTRY AND UNIT OF QUANTITY	QUANTITY	VALUE-\$
	CHINA (TAIWAN).....	653	12,520
	CHINA,PEOPLE'S REP.(MAINLAND).....	186	3,881
	COLOMBIA.....	277	3,506
	GERMANY.....	3,857	26,620
	HONG KONG.....	2,514	32,200
	MEXICO.....	12,238	83,622
	NETHERLANDS.....	4,650	43,048
	SPAIN.....	1,362	6,789
7005292500	FLOAT GLS ETC NONWRD SHT 10MM THK OR MOR NESOI M2	7,209	41,362
	CHINA,PEOPLE'S REP.(MAINLAND).....	982	13,586
	COLOMBIA.....	321	12,914
	MEXICO.....	5,906	14,862
7006004050	GLASS, WRKD, NT W ABSORBNT OR REFLCTNG LAYER NESOI M2	3,058	49,145
	CHINA,PEOPLE'S REP.(MAINLAND).....	930	26,109
	DOMINICAN REPUBLIC.....	2,128	23,036
7007110010	TOUGHND SAFTY GLS SIZE A SHAPE FR MTR VHCLS CHPT87 M2	2,335	72,968
	JAPAN.....	1,167	65,355
	REPUBLIC OF KOREA.....	1,168	7,613
7007110090	TOUGHND SAFTY GLS FR ARCFT, SPCFT, VSLs, NESOI M2	2	3,318
	CHINA (TAIWAN).....	2	3,318
7007190000	TOUGHND SAFETY GLASS, NOT FOR VEHICULAR USE M2	26,386	83,136
	CHINA (TAIWAN).....	250	3,331
	MEXICO.....	1,975	25,244
	NETHERLANDS.....	6,256	43,936
	THAILAND.....	17,905	10,625
7007211010	LAMINTD SAFTY GLSS WNDHLDs FR MTR VHCLS OF CHP 87 M2	161,797	1,517,560
	CHINA (TAIWAN).....	2,593	229,788
	CHINA,PEOPLE'S REP.(MAINLAND).....	18,730	245,292
	HONG KONG.....	65,808	531,093
	JAPAN.....	21	2,094
	MEXICO.....	17,113	168,647
	PERU.....	676	22,746
	VENEZUELA.....	56,856	317,900
7007211090	LAMNTD SAFTY GLS WNDHLDs F ARCFT,SPCFT,VSLs,NESOI M2	10,465	208,826
	JAPAN.....	38	2,525
	MEXICO.....	8,627	178,288
	SPAIN.....	1,800	28,013
7007215000	LAMINATED SAFETY GLASS FOR VEHCLS, EXC WINDSHIELDS M2	13,454	44,130
	REPUBLIC OF KOREA.....	7,566	33,654
	VENEZUELA.....	5,888	10,476
7007290000	LAMINATED SAFETY GLASS, NOT FOR VEHICULAR USE X		358,364
	BELGIUM.....		3,169
	CHINA,PEOPLE'S REP.(MAINLAND).....		17,481
	FRANCE.....		14,940
	MEXICO.....		209,233
	NETHERLANDS.....		113,541
7009100000	REAR-VIEW MIRRORS FOR VEHICLES NO	21,492	168,782
	CHINA (TAIWAN).....	19,639	110,561
	JAPAN.....	1,608	53,132
	REPUBLIC OF KOREA.....	245	5,089
7009911000	GLASS MIRRORS, UNFRMD, NOV 929SQ CM REFCT AREA NES CM2	14,899,773	321,945
	BRAZIL.....	50	2,021
	CHINA (TAIWAN).....	1,800	5,202
	GERMANY.....	13,428	20,357
	ITALY.....	875	2,143
	MEXICO.....	14,671,220	275,753
	NETHERLANDS.....	212,400	16,469
7009915000	GLASS MIRRORS, UNFRMD, OVER 929SQ CM REFLC AREA CM2	248,266,508	920,351
	BELGIUM.....	49,131,011	81,428
	CHINA,PEOPLE'S REP.(MAINLAND).....	230,000	2,461
	GERMANY.....	49,354,312	200,522
	ITALY.....	287,280	2,806
	MEXICO.....	113,608,270	569,985
	NETHERLANDS.....	35,263,635	60,754
	SPAIN.....	392,000	2,395
7009921000	GLASS MIRRORS, FRAMED, NOV 929SQ CM REFLC AREA NES CM2	24,657,878	269,174
	BRAZIL.....	76,954	18,488
	CHINA (TAIWAN).....	983,384	13,182
	CHINA,PEOPLE'S REP.(MAINLAND).....	19,333,591	95,046

TABLE 2 - IMPORTS INTO PUERTO RICO FROM FOREIGN COUNTRIES  
BY COMMODITY AND COUNTRY OF ORIGIN-FISCAL YEAR 2000

COMM-CODE	COMMODITY, COUNTRY AND UNIT OF QUANTITY	QUANTITY	VALUE-\$
	GERMANY.....	900	8,852
	HONG KONG.....	3,830,172	9,046
	ITALY.....	100,577	13,929
	MEXICO.....	3,500	40,767
	PERU.....	1,800	5,940
	SPAIN.....	327,000	63,924
7009925000	GLASS MIRRORS, FRAMED, OVER 929SQ CM REFLCTNG AREA CM2	31,757,380	487,640
	BELGIUM.....	196,500	2,244
	BRAZIL.....	1,705,190	38,683
	CANADA.....	5,807	3,107
	CHILE.....	170,967	11,851
	CHINA (TAIWAN).....	72,945	13,936
	CHINA,PEOPLE'S REP.(MAINLAND).....	17,532,395	196,205
	EGYPT.....	90	2,767
	INDONESIA.....	735,835	22,056
	ITALY.....	4,186,053	49,883
	MALAYSIA.....	208,000	20,119
	MEXICO.....	457,080	11,390
	PERU.....	1,000	2,870
	SPAIN.....	6,485,293	109,469
	UNITED KINGDOM OF GT BRITAIN.....	225	3,060
7010100000	AMPOULES, GLASS, FOR CONVEYANCE OR PACKNG OF GOODS GRS	18,269	331,579
	CANADA.....	1,190	10,970
	FRANCE.....	17,079	320,609
7010203000	GLASS STOPPERS, LIDS AND OTHER CLOSURES, NESOI GRS	1	4,435
	FRANCE.....	1	4,435
7010910500	GLASS SERM BTTLs, VIALS, PHRMCTL CNTRS, OV 1 LITER GRS	39	10,607
	GERMANY.....	39	10,607
7010912000	GLASS PERF/TOILT, ETC, AUTOMTC MCHND, OVER 1 LITER GRS	1	4,564
	FRANCE.....	1	4,564
7010915060	OTH GLASS CONTNRS HOLDNG OV 1 LIT, MOUTH < 38MM OD GRS	1,403	16,040
	GUATEMALA.....	1,403	16,040
7010920500	GLASS SRM BTTLs,VIALS,PHARMACT CONTNRS,OV.33-1 LTR GRS	1,585	64,009
	ITALY.....	1,045	43,639
	JAPAN.....	347	13,017
	VENEZUELA.....	193	7,353
7010922000	GLASS PERF/TOILTR, ETC, AUTOM MACHND,OV 0.33-1 LTR GRS	2,979	172,064
	BELGIUM.....	222	15,361
	FRANCE.....	1,572	113,862
	MEXICO.....	1,185	42,841
7010923000	GLASS PRFM/TLTRY CNTRS,ETC,OV 0.33 NOV 1 LTR,NESOI GRS	1,801	27,421
	CANADA.....	1,799	25,229
	FRANCE.....	2	2,192
7010925010	OTH GLASS CONTNRS WWO CLSRS WIDE MTH OV 0.473-1 L GRS	15,938	364,122
	ITALY.....	1,364	18,212
	PANAMA.....	10,021	181,895
	SPAIN.....	4,553	164,015
7010925015	OTH GLASS CONTNRS WWO CLSRS WIDE MTH OV 0.33-0.473 GRS	31,942	714,645
	COLOMBIA.....	971	11,519
	ITALY.....	12,103	211,692
	PANAMA.....	1,999	37,158
	TRINIDAD @ TOBAGO.....	16,869	454,276
7010925065	OTH GLASS CONTNRS WWO CLSRS NT WD MTH OV .473-1 L GRS	6,034	254,400
	CANADA.....	868	12,176
	FRANCE.....	66	18,720
	MEXICO.....	3,006	187,548
	PANAMA.....	2,094	35,956
7010925090	OTH GLASS CONTNRS WWO CLSRS NT WD MTH OV .33-.473 GRS	3,837	73,218
	COLOMBIA.....	1,601	17,825
	MEXICO.....	569	22,231
	PANAMA.....	1,400	23,228
	VENEZUELA.....	267	9,934
7010932000	GLASS PERFM/TLTRY,ETC,AUTOMTC MACHND,OV 0.15-0.33 GRS	665	8,605
	COLOMBIA.....	665	8,605
7010933000	GLASS PRFM/TLTRY CNTRS, ETC, OV 0.15-0.33 LTR, NES GRS	2,861	15,147
	CZECH REPUBLIC.....	2,016	2,491
	GUATEMALA.....	845	12,656
7010935060	OTH GLASS CONTNRS WWO CLSRS NT WD MTH OV .15-.33 GRS	208	3,506
	COSTA RICA.....	208	3,506

TABLE 2 - IMPORTS INTO PUERTO RICO FROM FOREIGN COUNTRIES  
BY COMMODITY AND COUNTRY OF ORIGIN-FISCAL YEAR 2000

COMM-CODE	COMMODITY, COUNTRY AND UNIT OF QUANTITY	QUANTITY	VALUE-\$
7010940500	GLASS SRM BTTLS,VIALS, PHARM CNTRS, NOV 0.15 LITER GRS	403,701	4,658,575
	FRANCE.....	16,204	645,727
	ITALY.....	347	6,250
	MEXICO.....	79,593	646,084
	SWITZERLAND.....	307,557	3,360,514
7010942000	GLASS PERFM/TLTRY,ETC,AUTOMAT MACHND, NOV 0.15 LTR GRS	25,619	1,475,059
	BELGIUM.....	1,370	70,700
	COLOMBIA.....	1,764	22,844
	FRANCE.....	21,781	1,371,831
	GERMANY.....	704	9,684
7010943000	GLASS PRFM/TLTRY CNTRS, ETC, NOV 0.15 LITER, NESOI GRS	9,657	143,395
	FRANCE.....	1,063	68,904
	ITALY.....	8,525	71,903
	SWITZERLAND.....	69	2,588
7010945090	OTH GLASS CONTNRS W/WO CLOSURES,NOT OV 0.118 LITER GRS	4,184	194,868
	COSTA RICA.....	1,628	13,199
	FRANCE.....	723	127,374
	GERMANY.....	421	7,841
	PANAMA.....	1,180	11,044
	SPAIN.....	232	35,410
7011101000	GLASS BULBS W/OUT FITTINGS, FOR INCANDESCENT LAMPS HUN	696	18,110
	CHINA,PEOPLE'S REP.(MAINLAND).....	696	18,110
7011105000	GLASS ENVELOPES FOR ELEC LIGHTNG W/O FTTNGS NESOI HUN	240	24,500
	CHINA (TAIWAN).....	240	24,500
7013212000	LEAD CRYSTAL DRINKING GLASSES VALUED \$1-\$3 EACH NO	5,382	9,353
	GERMANY.....	2,500	4,768
	ITALY.....	882	2,085
	SPAIN.....	2,000	2,500
7013215000	LEAD CRYSTAL DRINKING GLASSES VALUED OVER \$5 EACH NO	2,282	89,039
	FRANCE.....	1,392	53,344
	IRELAND.....	795	32,747
	SWEDEN.....	95	2,948
7013290500	DRINKING GLASSES OF SPECIALLY TEMPERED GLASS NO	381,801	235,898
	FRANCE.....	380,160	227,216
	SPAIN.....	1,641	8,682
7013291000	DRINKING GLASSES NESOI VALUED NOT OVER 30CNTS EACH NO	857,292	157,183
	BRAZIL.....	28,240	5,955
	CHINA,PEOPLE'S REP.(MAINLAND).....	161,920	23,756
	COLOMBIA.....	171,024	40,532
	INDONESIA.....	310,664	51,292
	TURKEY.....	185,444	35,648
7013292000	DRINKING GLASSES NESOI VALUED OV \$.30, NT OV \$3 NO	156,265	107,138
	BRAZIL.....	24,420	19,763
	CHINA,PEOPLE'S REP.(MAINLAND).....	25,704	18,095
	COLOMBIA.....	57,455	38,177
	FRANCE.....	6,870	7,860
	ITALY.....	38,816	20,768
	MEXICO.....	3,000	2,475
7013293000	DRNKNG GLASSES NESOI, CUT OR ENGRVD VALU \$3-\$5 EA NO	3,936	16,236
	COLOMBIA.....	3,936	16,236
7013294000	DRINKING GLASSES NESOI CUT OR ENGRAVD VALU OV \$5EA NO	1,270	11,122
	COLOMBIA.....	1,270	11,122
7013295000	DRINKING GLASSES NESOI NT CUT/ENGRVD VAL \$3-\$5 EA NO	1,760	7,381
	COLOMBIA.....	1,760	7,381
7013296000	DRINKING GLASSES NESOI NT CUT OR ENGR VAL OV \$5 EA NO	2,530	20,024
	FRANCE.....	130	6,627
	VENEZUELA.....	2,400	13,397
7013312000	LEAD CRYSTAL WARE FR TABL/KIT NES VAL \$1-\$3 EACH NO	3,324	8,060
	COLOMBIA.....	3,324	8,060
7013315000	LEAD CRYSTAL WARE FR TABLE/KTCHN NESOI VAL OV \$5EA NO	846	49,466
	FRANCE.....	111	17,206
	SPAIN.....	96	4,405
	SWEDEN.....	639	27,855
7013322000	KITCH GLSWR W LIN COEF NOV 5X10-6 NES NT OV \$3 EAC NO	31,200	10,263
	BRAZIL.....	31,200	10,263
7013392000	KITCH GLSWR W LIN COEF 5X10-6 OM NESOI NT OV \$3 NO	398,240	134,731
	BRAZIL.....	1,890	2,529
	CHINA,PEOPLE'S REP.(MAINLAND).....	20,880	4,493
	COLOMBIA.....	3,976	8,959

TABLE 2 - IMPORTS INTO PUERTO RICO FROM FOREIGN COUNTRIES  
BY COMMODITY AND COUNTRY OF ORIGIN-FISCAL YEAR 2000

COMM-CODE	COMMODITY, COUNTRY AND UNIT OF QUANTITY	QUANTITY	VALUE-\$
	INDONESIA.....	243,888	55,358
	ITALY.....	109,388	50,852
	TURKEY.....	18,218	12,540
7013393000	KITCH GLSWR LIN COEF 5X10-6 OM NES CUT/ENGR \$3-5 NO	540	2,453
	ITALY.....	540	2,453
7013394000	KITCH GLSWR LIN COEF 5X10-6 OM NES CUT/ENGR OV \$5 NO	4,580	27,616
	COLOMBIA.....	4,580	27,616
7013395000	KITCH GLSWR LIN COEF 5X10-6 OM NES NT CT/ENGR \$3-5 NO	851	2,672
	ITALY.....	851	2,672
7013396000	KITCH GLSWR LIN COEF 5X10-6 OM NES NT CT/ENGR OV\$5 NO	968	22,251
	FRANCE.....	134	10,304
	ITALY.....	732	5,706
	SWEDEN.....	102	6,241
7013912000	LEAD CRYSTALWR FOR TOILET, OFFC ETC NES \$1-3 EACH NO	12,168	22,678
	COLOMBIA.....	12,168	22,678
7013913000	LEAD CRYSTALWR FOR TOILET, OFFC ETC NESOI \$3-5 EA NO	1,850	9,153
	COLOMBIA.....	1,850	9,153
7013915000	LEAD CRYSTALWR FOR TOILET, OFFC ETC NESOI OV \$5 EA NO	10,234	622,766
	AUSTRIA.....	6,102	198,420
	FRANCE.....	3,527	396,550
	IRELAND.....	143	5,386
	SWEDEN.....	462	22,410
7013991000	GLASSWR NESOI DECRD W METAL, BUBBLES, COLORS ETC NO	20,273	7,579
	COLOMBIA.....	929	5,362
	PERU.....	19,344	2,217
7013992000	GLSWR FR TOILT, OFFC ETC NES PRESSED A TOUGHENED NO	30,211	20,254
	AUSTRIA.....	142	7,530
	CHINA,PEOPLE'S REP.(MAINLAND).....	30,042	10,585
	FRANCE.....	27	2,139
7013993500	GLASS VOTIVE-CANDLE HOLDERS NO	530,154	121,922
	CHINA,PEOPLE'S REP.(MAINLAND).....	51,096	48,044
	FRANCE.....	18	4,745
	ITALY.....	2,760	5,322
	MEXICO.....	476,280	63,811
7013994000	GLSWR FR TOILT, OFFC ETC NESOI NT OVR 30 CNTS EACH NO	12,000	3,012
	BRAZIL.....	12,000	3,012
7013995000	GLSWR FR TOILT, OFFC ETC NESOI OV \$.30, NT OV \$3EA NO	294,575	249,099
	BRAZIL.....	9,480	6,235
	CHINA,PEOPLE'S REP.(MAINLAND).....	114,279	103,008
	COLOMBIA.....	49,419	44,698
	INDIA.....	22,560	34,330
	ITALY.....	12,960	18,921
	SPAIN.....	70,109	33,354
	TURKEY.....	9,732	3,376
	VENEZUELA.....	6,036	5,177
7013996000	GLSWR FR DECOR ETC NES CUT/ENGRVD \$3-5 EACH NO	11,660	41,175
	INDIA.....	11,660	41,175
7013998000	GLSWR FR DECOR ETC NES NT CUT/ENGRVD \$3-5 EACH NO	11,407	46,068
	CHINA,PEOPLE'S REP.(MAINLAND).....	660	2,864
	COLOMBIA.....	3,406	13,621
	ITALY.....	7,341	29,583
7013999000	GLSWR FOR DECOR ETC NESOI NT CUT/ENGRVD OVER \$5 EA NO	6,732	115,400
	AUSTRIA.....	3	3,347
	CAYMAN ISLANDS.....	187	4,626
	COLOMBIA.....	821	5,608
	CZECH REPUBLIC.....	79	5,713
	EGYPT.....	240	2,670
	FRANCE.....	168	15,819
	ITALY.....	2,612	26,140
	MEXICO.....	672	16,691
	PORTUGAL.....	870	13,813
	SWEDEN.....	72	4,758
	UNITED KINGDOM OF GT BRITAIN.....	92	2,420
	VENEZUELA.....	916	13,795
7014002000	OTHER OPTCL ELMNTS GLSS NT LNS BLNKS NT OPT WRKD NO	40,000	4,455
	GERMANY.....	40,000	4,455
7015901000	ROUND WATCH GLASSES NO	529	14,463
	SWITZERLAND.....	529	14,463
7016100000	GLASS CUBES A SMLLWRS, BACKD OR NOT, FR MOSAICS ET X		56,030

TABLE 2 - IMPORTS INTO PUERTO RICO FROM FOREIGN COUNTRIES  
BY COMMODITY AND COUNTRY OF ORIGIN-FISCAL YEAR 2000

COMM-CODE	COMMODITY, COUNTRY AND UNIT OF QUANTITY	QUANTITY	VALUE-\$
	MEXICO.....		56,030
7016901010	BRICKS A BLOCKS OF PRESSED OR MOLDED GLASS FR BLDG NO	865,938	1,100,944
	BELGIUM.....	4,236	8,548
	CHINA (TAIWAN).....	22,992	18,997
	CHINA,PEOPLE'S REP.(MAINLAND).....	472,964	431,864
	CZECH REPUBLIC.....	7,740	8,406
	GERMANY.....	276,065	550,413
	INDONESIA.....	78,960	65,346
	SPAIN.....	2,981	17,370
7016901050	SLABS, SQRS, TILES ETC OF PRESSED O MOLD GLS NESOI X		227,406
	CANADA.....		11,151
	COLOMBIA.....		37,792
	GERMANY.....		13,223
	INDONESIA.....		165,240
7017901000	MICROSCOPE SLIDES A MICRO COVER GLASSES OF GLS NESI X		2,081,608
	SWITZERLAND.....		2,081,608
7017905000	OTHER LABORATORY, HYGIENIC OR PHARM GLASSWR NESOI X		70,672
	SPAIN.....		70,672
7018101000	IMITATION PEARLS A PEARL BEADS, GLASS, NT STRG/SET X		5,006
	REPUBLIC OF KOREA.....		5,006
7018105000	GLASS BEADS AND SIMILAR GLASS SMALLWARES, NESOI X		10,737
	INDONESIA.....		2,569
	VENEZUELA.....		8,168
7018905000	STATUETTES A OTH ORNAMNTS OF LAMP-WRKD GLS EX JEWL X		21,009
	CHINA (TAIWAN).....		7,721
	INDIA.....		2,596
	VENEZUELA.....		10,692
7019110000	CHOPPED STRANDS NOT OVER 50 MM LONG KG	10,810	25,091
	MEXICO.....	10,810	25,091
7019193000	CHOPPED STRANDS MORE THAN 50 MM LONG KG	174,224	313,023
	BRAZIL.....	174,224	313,023
7019391090	OTHER INSULATION PRODUCTS OF NONWOVEN GLASS FIBERS X		131,908
	CANADA.....		58,017
	COLOMBIA.....		73,891
7019395000	WEBS, MATTRS, BRDS ETC, NONWOVEN OF GLS FIBRS NESI X		116,880
	UNITED KINGDOM OF GT BRITAIN.....		116,880
7019901000	ARTICLES, WOVEN, OF GLASS FIBERS X		139,357
	CANADA.....		139,357
7019905050	OTHR ARTICLES OF NONWOVEN GLASS FIBERS, NESOI X		812,619
	CANADA.....		3,105
	CHINA,PEOPLE'S REP.(MAINLAND).....		63,219
	COLOMBIA.....		240,491
	DOMINICAN REPUBLIC.....		24,444
	GUATEMALA.....		2,180
	MEXICO.....		189,332
	PHILIPPINES.....		22,598
	REPUBLIC OF KOREA.....		44,434
	SPAIN.....		8,288
	SWEDEN.....		4,750
	TRINIDAD @ TOBAGO.....		149,311
	VENEZUELA.....		60,467
7020006000	OTHER ARTICLES OF GLASS, NT FR PRDCTN OF WAFERS X		1,415,760
	CHINA (TAIWAN).....		12,416
	DENMARK.....		2,747
	FRANCE.....		1,156,865
	GERMANY.....		4,528
	ITALY.....		7,155
	JAPAN.....		8,849
	MEXICO.....		8,922
	PHILIPPINES.....		3,240
	SPAIN.....		208,613
	UNITED KINGDOM OF GT BRITAIN.....		2,425
	NATURAL OR CULTURED PEARLS,PRECIOUS OR SEMIPRECIOUS STONES,PRECIOUS METALS; METALS CLAD WITH PRECIOUS METAL, AND ARTICLES THEREOF;IMITATION JEWELRY; COIN.....	TOTAL	6,671,688



TABLE 2 - IMPORTS INTO PUERTO RICO FROM FOREIGN COUNTRIES  
BY COMMODITY AND COUNTRY OF ORIGIN-FISCAL YEAR 2000

COMM-CODE	COMMODITY, COUNTRY AND UNIT OF QUANTITY	QUANTITY	VALUE-\$
	NATURAL OR CULTURED PEARLS,PRECIOUS OR SEMIPRECIOUS STONES,PRECIOUS METALS; METALS CLAD WITH PRECIOUS METAL, AND ARTICLES THEREOF;IMITATION JEWELRY; COIN..... TOTAL		6,671,688
7102310000	DIAM EX IND UNWKD OR SMPL SWN CLVD OR BRUTED IRELAND.....	CAR 129	2,328,204
7105100015	DIAM PWDR DST NATRL OV 80 MESH REP. OF SOUTH AFRICA.....	CAR 1,659	2,787
7106100000	SILVER POWDER BRAZIL.....	GM 52,000	11,623
7110410030	RUTHENIUM, UNWROUGHT OR IN POWDER FORM, SEPARATELY REP. OF SOUTH AFRICA.....	GM 30,000	165,000
7113111000	SLVR CH ETC SUIT F MFGR JWLRY A OTH ARTCLS MEXICO.....	X 4,675	4,675
7113115000	SLVR JWLRY ETC VAL OV \$18 PER DOZ PCS DENMARK.....	X 74,842	5,045
	GERMANY.....		6,464
	INDONESIA.....		8,158
	ITALY.....		24,276
	MEXICO.....		11,359
	SPAIN.....		5,350
	UNITED KINGDOM OF GT BRITAIN.....		14,190
7113192900	GOLD NECKLACES AND NECK CHAINS NESOI GREECE.....	X 1,191,928	26,863
	ISRAEL.....		5,307
	ITALY.....		1,103,679
	MALTA @ GOZO.....		35,509
	PAKISTAN.....		6,765
	SPAIN.....		13,805
7113195000	GOLD OR PLATINUM JEWELRY, PLT/CLD OR NOT, NESOI COLOMBIA.....	X 1,420,228	19,574
	DOMINICAN REPUBLIC.....		30,382
	FRANCE.....		5,674
	GREECE.....		137,307
	ISRAEL.....		9,808
	ITALY.....		994,386
	MALTA @ GOZO.....		6,584
	PAKISTAN.....		25,713
	SPAIN.....		187,619
	SWITZERLAND.....		3,181
7113205000	JWLRY NESOI OF BASE MTL CLAD W PRECIOUS METAL MALTA @ GOZO.....	X 92,238	82,060
	SPAIN.....		10,178
7114114000	SPOONS AND LADLES WITH HANDLES OF GOLD OR PLAT PERU.....	NO 19	8,053
7114115000	STERLING SILVER TABLEWARE, NESOI CHINA,PEOPLE'S REP.(MAINLAND).....	X 169,412	13,718
	DENMARK.....		4,166
	FRANCE.....		10,383
	ITALY.....		3,644
	UNITED KINGDOM OF GT BRITAIN.....		137,501
7114116000	SLVR ARTLS NESOI F HH KTCHN, TLT A SNTRY WRS FRANCE.....	X 32,379	22,111
	UNITED KINGDOM OF GT BRITAIN.....		10,268
7114117000	SILVER ARTS NESOI FRANCE.....	X 14,614	6,604
	SPAIN.....		8,010
7114200040	ARTCLS NESOI OF BS MTL CLAD W PR MT HH K TB T S W SPAIN.....	X 5,862	5,862
7114200060	ARTCLS NESOI OF BASE MTL CLAD W PREC METAL BRAZIL.....	X 15,699	15,699
7115906000	ARTCLS NESOI OF PLAT INCL MTL CLAD W PLAT REPUBLIC OF KOREA.....	X 7,638	2,890
	UNITED KINGDOM OF GT BRITAIN.....		4,748
7117193000	RELIGIOUS ARTCLS BS MTL DEVOT TYP T B WRN O CAR COLOMBIA.....	X 7,433	2,165
	ITALY.....		5,268

TABLE 2 - IMPORTS INTO PUERTO RICO FROM FOREIGN COUNTRIES  
BY COMMODITY AND COUNTRY OF ORIGIN-FISCAL YEAR 2000

COMM-CODE	COMMODITY, COUNTRY AND UNIT OF QUANTITY	QUANTITY	VALUE-\$
7117199000	OTHER IMITATION JEWELRY OF BASE METAL X		746,972
	CHILE.....		8,265
	CHINA (TAIWAN).....		18,636
	COLOMBIA.....		4,817
	GERMANY.....		4,285
	INDIA.....		143,013
	INDONESIA.....		30,956
	MEXICO.....		33,748
	PHILIPPINES.....		3,833
	REPUBLIC OF KOREA.....		152,160
	SPAIN.....		347,259
7117902000	ROSARIES AND CHAPLETS EXCPT BASE METAL X		18,522
	COLOMBIA.....		11,682
	ITALY.....		2,791
	SPAIN.....		4,049
7117903000	REL ARTS NESOI T B WRN O CRD O TH PERSN X		15,331
	CHINA (TAIWAN).....		2,592
	COLOMBIA.....		7,492
	ITALY.....		2,298
	SPAIN.....		2,949
7117905500	OTH IMIT JWLRY NT MTL NOV \$.20 PR DOZ PCS OR PTS X		31,083
	CHINA, PEOPLE'S REP. (MAINLAND).....		23,355
	REPUBLIC OF KOREA.....		7,728
7117907500	OTHR IMIT JWLRY PLSTCS OV \$.20 PR DZ PCS O PTS X		7,518
	CHINA, PEOPLE'S REP. (MAINLAND).....		4,921
	REPUBLIC OF KOREA.....		2,597
7117909000	OTHR IMIT JWLRY OV \$.20 PR DZ PCS O PRTS X		299,647
	AUSTRIA.....		3,072
	BRAZIL.....		4,919
	CHINA (TAIWAN).....		6,299
	CHINA, PEOPLE'S REP. (MAINLAND).....		16,300
	COLOMBIA.....		6,773
	FRANCE.....		27,779
	HONG KONG.....		26,376
	INDIA.....		51,080
	INDONESIA.....		124,146
	MEXICO.....		4,470
	REPUBLIC OF KOREA.....		28,433
	BASE METALS AND ARTICLES OF BASE METAL..... TOTAL		255,727,293
	IRON AND STEEL..... TOTAL	389,378,907	109,276,157
7208390090	FLT RLD IRON/NALLOY STEEL >=600mm; <3mm THICK; NESOI KG	40,845	14,919
	MEXICO.....	40,845	14,919
7208403030	FLT RLD IRON/NALLOY STL NOT COIL >=600mm; >10mm THK KG	64,615	15,783
	HUNGARY.....	64,615	15,783
7208403060	FLAT RLD IRON/STL NOT COIL; >=600mm; 4.75<10mm THK KG	177,322	52,580
	HUNGARY.....	54,365	13,093
	SLOVAK REPUBLIC (SLOVAKIA).....	122,957	39,487
7208406030	FLT RLD IRON/NALLOY STL NOT COIL >=600mm; <3mm THK KG	69,065	18,613
	BELGIUM.....	30,000	8,195
	HUNGARY.....	39,065	10,418
7208406060	FLAT RLD IRON/STL; NOT COIL; >=600mm; 3<4.75mm THK KG	285,120	73,212
	BELGIUM.....	35,740	9,762
	HUNGARY.....	147,305	34,155
	SLOVAK REPUBLIC (SLOVAKIA).....	102,075	29,295
7208510045	FLAT RLD HI-STRGH STL; >=600mm; >10mm THK; NOT COIL KG	533,367	144,844
	REPUBLIC OF KOREA.....	533,367	144,844
7208510060	FLT RLD IRON/STL; NOT COIL; >=600mm; >10mm THK; NESOI KG	4,886,624	1,256,663
	CZECH REPUBLIC.....	1,279,856	341,668
	HUNGARY.....	178,325	41,162
	REPUBLIC OF KOREA.....	3,078,376	796,158
	SLOVAK REPUBLIC (SLOVAKIA).....	350,067	77,675
7208520000	FLT RLD IRON/STL; >=600mm; NOT COIL; 4.75<10mm THK KG	6,919,131	1,779,029
	CZECH REPUBLIC.....	1,841,464	492,663
	HUNGARY.....	543,490	132,692
	REPUBLIC OF KOREA.....	3,228,288	860,674
	SLOVAK REPUBLIC (SLOVAKIA).....	1,305,889	293,000

TABLE 2 - IMPORTS INTO PUERTO RICO FROM FOREIGN COUNTRIES  
BY COMMODITY AND COUNTRY OF ORIGIN-FISCAL YEAR 2000

COMM-CODE	COMMODITY, COUNTRY AND UNIT OF QUANTITY	QUANTITY	VALUE-\$
7208530000	FLAT RLD IRON/STL; NOT COIL; >=600mm; 3<4.75mm THK KG	2,262,018	571,148
	BELGIUM.....	39,100	12,064
	HUNGARY.....	821,277	197,699
	SLOVAK REPUBLIC(SLOVAKIA).....	1,401,641	361,385
7208540000	FLT RLD IRON/NALLOY STEEL;NOT COIL>=600mm;<3mm THK KG	647,594	166,471
	HUNGARY.....	548,170	130,181
	MEXICO.....	99,424	36,290
7209160090	FLT RLD IRON/STL;COIL;COLD RLD; >=600mm; 1<3mm THK KG	2,194,623	779,005
	BELGIUM.....	280,810	97,049
	BRAZIL.....	42,033	20,948
	FRANCE.....	43,860	22,107
	REPUBLIC OF KOREA.....	1,827,920	638,901
7209170090	FLAT & COLD RLD IRON/STL;COIL;>=600mm; 0.5<1mm THK KG	575,469	244,655
	ARGENTINA.....	209,135	72,480
	BRAZIL.....	32,994	16,719
	FRANCE.....	333,340	155,456
7209900000	FLAT&COLD ROLLED IRON/STEEL;NOT COIL;>=600mm;NESOI KG	300,767	165,318
	SPAIN.....	300,767	165,318
7210120000	FLAT RLD IRON/STL; >=600mm; TIN COATED; <0.5mm THK KG	5,616,403	3,567,432
	BRAZIL.....	23,860	12,927
	DOMINICAN REPUBLIC.....	144,386	240,996
	FRANCE.....	2,765,868	1,720,600
	GERMANY.....	582,874	371,552
	JAPAN.....	49,146	26,830
	NETHERLANDS.....	1,729,513	1,015,193
	REPUBLIC OF KOREA.....	320,756	179,334
7210300030	FLT RLD HI-STRTH STL;ELECTROLYTICALY PLATED W/ZINC KG	118,115	55,223
	ARGENTINA.....	118,115	55,223
7210300060	FLT RLD IRON/STL;ELECTROLYTICALY COATD W/ZINC;NESOI KG	982,801	478,753
	BELGIUM.....	674,791	305,295
	DOMINICAN REPUBLIC.....	22,148	30,566
	MEXICO.....	77,805	34,061
	REPUBLIC OF KOREA.....	208,057	108,831
7210490030	FLAT RLD HI-STRTH STL;>=600mm; PLATED W/ZINC;NESOI KG	1,480,708	496,436
	ARGENTINA.....	865,828	221,721
	REPUBLIC OF KOREA.....	614,880	274,715
7210490090	FLAT ROLLED IRON/STEEL;>=600mm;PLATED W/ZINC;NESOI KG	27,181,394	11,948,628
	ARGENTINA.....	4,305,691	1,931,074
	BELGIUM.....	4,128,405	1,711,189
	COLOMBIA.....	4,499,027	2,086,849
	MEXICO.....	4,641,295	2,179,255
	NETHERLANDS.....	724,290	265,525
	NEW ZEALAND ISLANDS.....	2,498,226	937,973
	REPUBLIC OF KOREA.....	4,933,865	2,133,068
	VENEZUELA.....	1,450,595	703,695
7210500000	FLAT RLD IRON/STL;>=600mm;PLATED W/CHROMIUM OXIDES KG	13,398,029	7,435,190
	BRAZIL.....	15,925	7,124
	FRANCE.....	1,596,508	918,407
	GERMANY.....	1,333,930	709,967
	JAPAN.....	9,130,312	5,076,599
	NETHERLANDS.....	1,303,074	714,366
	REPUBLIC OF KOREA.....	18,280	8,727
7210610000	FLAT RLD IRON/STEEL;>=600mm;PLATED W/ALUMINUM-ZINC KG	4,406,742	2,277,066
	LUXEMBOURG.....	1,568,528	744,890
	MEXICO.....	1,806,574	925,584
	NETHERLANDS.....	124,560	53,591
	REPUBLIC OF KOREA.....	907,080	553,001
7210706060	FLT RLD IRON/STL;PAINTED PLASTIC;ZINC COATED;NESOI KG	4,734,559	3,209,671
	BELGIUM.....	366,343	278,050
	MEXICO.....	1,688,261	1,217,707
	REPUBLIC OF KOREA.....	2,679,955	1,713,914
7210906000	FLT RLD IRON/STL;>=600mm;ELECTRLTCLY COATD W/METAL KG	133,286	261,981
	DOMINICAN REPUBLIC.....	90,022	192,999
	JAPAN.....	43,264	68,982
7211130000	FLT & HOT RLD IRON/STL;<600mm;UNIVERSAL MILL PLATE KG	273,782	142,752
	VENEZUELA.....	273,782	142,752
7211140045	FLT RLD IRON/NALLOY STL;<600mm;>=4.75mmTHK;NT COIL KG	678,352	170,945
	UNITED KINGDOM OF GT BRITAIN.....	678,352	170,945
7211231500	FLAT & COLD RLD HI-STRNTH STEEL;<300mm;>1.25mm THK KG	247,596	167,519

TABLE 2 - IMPORTS INTO PUERTO RICO FROM FOREIGN COUNTRIES  
BY COMMODITY AND COUNTRY OF ORIGIN-FISCAL YEAR 2000

COMM-CODE	COMMODITY, COUNTRY AND UNIT OF QUANTITY	QUANTITY	VALUE-\$
	BRAZIL.....	247,596	167,519
7211232000	FLT & COLD RLD IRON/NALLOY STL;<300mm;>1.25mm THK KG	400,484	194,721
	BRAZIL.....	400,484	194,721
7211236030	FLAT & COLD RLD IRON/STL;=300mm<600mm; >1.25mm THK KG	379,662	188,179
	BRAZIL.....	379,662	188,179
7211236060	FLAT & COLD RLD IRON/STL;=300<600mm;0.25<1.25mm THK KG	10,741	4,979
	BRAZIL.....	10,741	4,979
7212301030	FLAT RLD IRON/STL;PLATED W/ZINC;<300mm;<51mm COILS KG	3,993	2,008
	MEXICO.....	3,993	2,008
7212301090	FLT RLD IRON/STL;PLTD W/ZINC;>51mm;COIL;>.25mm THK KG	195,983	103,110
	MEXICO.....	195,983	103,110
7212305000	FLAT ROLLED IRON/NALLOY STL; PLATED W/ZINC; >300mm KG	337,587	194,021
	MEXICO.....	337,587	194,021
7212401000	FLT RLD IRON/NALLOY STL; PAINTED W/PLASTIC; <300mm KG	20,202	11,949
	GREECE.....	20,202	11,949
7212405000	FLT RLD IRON/STL; >300mm <600mm; PAINTED W/PLASTIC KG	84,231	69,491
	MEXICO.....	84,231	69,491
7213100000	CONCRETE REINFORCING BARS AND RODS;IRREGULAR COILS KG	1,337,452	272,445
	BRAZIL.....	33,470	6,694
	MEXICO.....	1,303,982	265,751
7213913000	BARS & RODS IRON/STL HOT-ROLLED;<14mm;NOT TEMPERED KG	1,115,877	202,399
	MOLDOVA.....	1,019,577	183,524
	UKRAINE.....	96,300	18,875
7213913010	BARS AND RODS I/S HOT ROLLED;LT 14MM;NOT TEMPORED KG	397,200	75,766
	UKRAINE.....	397,200	75,766
7213916000	BAR/ROD; IRON/NALLOY STL; HOT ROLLED; <14mm; NESOI KG	6,740,619	1,606,461
	TRINIDAD @ TOBAGO.....	4,229,759	1,090,929
	TURKEY.....	2,510,860	515,532
7213916090	BAR/ROD;IR/NALLOY STL;HOT ROLLED;LT 14MM;NESOI KG	2,859,820	785,578
	TRINIDAD @ TOBAGO.....	2,859,820	785,578
7214200000	OTHER BARS & RODS IRON/STL;CONCRETE REINFORCING KG	246,326,061	49,365,084
	AUSTRIA.....	10,039,465	2,044,543
	BRAZIL.....	5,916,627	1,201,585
	BYELARUS.....	5,257,819	935,892
	INDONESIA.....	7,180,383	1,191,929
	JAPAN.....	24,059,254	4,301,499
	LATVIA.....	14,166,628	2,895,615
	MEXICO.....	34,740,997	7,046,859
	MOLDOVA.....	53,010,330	11,908,952
	REPUBLIC OF KOREA.....	56,687,736	10,942,359
	TRINIDAD @ TOBAGO.....	300,000	80,010
	TURKEY.....	20,962,156	3,897,746
	UKRAINE.....	6,958,719	1,393,832
	VENEZUELA.....	7,045,947	1,524,263
7214910015	OTH BARS;IRON/STL;HOT WRKD;RECTANGLAR;<0.25%CARBON KG	4,109,341	1,135,873
	GERMANY.....	244,583	68,850
	MEXICO.....	132,785	39,836
	REPUBLIC OF KOREA.....	1,619,733	412,103
	TURKEY.....	2,050,217	599,454
	UNITED KINGDOM OF GT BRITAIN.....	62,023	15,630
7214990015	OTHER BARS IRON/STL;ROUNDS;HOT-WORKED;<0.25%CARBON KG	1,550,362	387,966
	BRAZIL.....	32,015	8,388
	MEXICO.....	20,173	6,052
	TURKEY.....	1,498,174	373,526
7214990030	OTHER BARS IRON/STL; ROUNDS; >=0.25% <0.6% CARBON KG	22,024	5,506
	REPUBLIC OF KOREA.....	22,024	5,506
7214990060	OTHER BARS IRON/STL HOT-WORKED;<0.25% CARBON;NESOI KG	1,944,498	564,100
	TURKEY.....	1,944,498	564,100
7215901000	OTH BRS RDS IRON/STL,COATD/PLTD W METL,NOT COLD-FM KG	96,136	60,995
	INDIA.....	19,139	21,133
	MEXICO.....	76,997	39,862
7215905000	OTHER BARS AND RODS IRON OR NONALLOY STEEL, NESOI KG	27,660	89,028
	MEXICO.....	27,660	89,028
7216100010	ANGLES,U SECT,IRON/NON ALY STEEL,HOT-RLD,<80MM HGH KG	1,683,925	611,877
	BRAZIL.....	633,762	170,752
	MEXICO.....	209,598	59,735
	REPUBLIC OF KOREA.....	488,303	128,676
	TURKEY.....	352,262	252,714
7216210000	ANGLES,L SECTION IRON/NONALY STL,HOT-RLD,<80MM HGH KG	4,562,378	1,141,137

TABLE 2 - IMPORTS INTO PUERTO RICO FROM FOREIGN COUNTRIES  
BY COMMODITY AND COUNTRY OF ORIGIN-FISCAL YEAR 2000

COMM-CODE	COMMODITY, COUNTRY AND UNIT OF QUANTITY	QUANTITY	VALUE-\$
	GERMANY.....	118,245	33,674
	MEXICO.....	121,892	36,568
	REPUBLIC OF KOREA.....	835,546	206,885
	TURKEY.....	3,486,695	864,010
7216310000	ANGLES,U SEC,IRON/NONALY STEEL,HOT-RDL >= 80MM HGH KG	3,951,590	983,182
	BRAZIL.....	1,926,139	481,171
	GERMANY.....	141,017	45,055
	POLAND.....	321,705	74,636
	REPUBLIC OF KOREA.....	1,562,729	382,320
7216320000	ANGLES,I SEC,IRON/NONAL STL,HOT-RDL>=80MM HGH(BEAM KG	1,432,852	343,835
	BRAZIL.....	396,600	99,707
	POLAND.....	628,016	141,594
	REPUBLIC OF KOREA.....	104,998	23,870
	SPAIN.....	303,238	78,664
7216330030	H SEC IRON/STL,HGH>=80MM,HT RLD,WT<=11.3KG/30.5CM KG	4,255,328	1,112,026
	BRAZIL.....	158,481	49,636
	POLAND.....	1,035,368	281,382
	REPUBLIC OF KOREA.....	293,121	70,738
	SPAIN.....	2,606,931	671,284
	TURKEY.....	161,427	38,986
7216330060	H SEC IRN/STL,HOTR,>=80 MM HT,>11.3<=27.2KG/30.5CM KG	3,843,960	1,010,071
	GERMANY.....	35,457	8,663
	LUXEMBOURG.....	49,386	12,020
	POLAND.....	858,633	237,256
	REPUBLIC OF KOREA.....	328,039	74,859
	SPAIN.....	2,572,445	677,273
7216330090	OTH H SECTIONS,IRON/NONALY STEEL,HOT-RL,>=80 MM HT KG	5,823,669	1,658,254
	REP. OF SOUTH AFRICA.....	3,337,165	1,059,550
	REPUBLIC OF KOREA.....	1,949,644	454,752
	SPAIN.....	389,507	101,116
	UNITED KINGDOM OF GT BRITAIN.....	147,353	42,836
7216400010	ANGLES,L SECTION,IRON/NALY STL HOT-RDL,>=80MM HIGH KG	553,920	191,148
	BRAZIL.....	158,608	43,402
	CHINA (TAIWAN).....	21,250	13,220
	MEXICO.....	141,400	45,640
	REPUBLIC OF KOREA.....	219,669	58,229
	TURKEY.....	12,993	30,657
7216400050	T SECTION,IRON OR NONALY STEEL,HOT-RDL =>80MM HIGH KG	111,040	31,078
	REPUBLIC OF KOREA.....	111,040	31,078
7216500000	OTH ANGLES,SHAPES,SEC,IRON/NALY STEEL, HOT-ROLLED KG	1,428,365	371,238
	TURKEY.....	1,428,365	371,238
7216990000	OTHER ANGLES,SHAPES & SECT,IRON/NONALY STEEL,NESOI KG	365,026	688,167
	CHINA (TAIWAN).....	71,130	52,284
	MEXICO.....	75,879	39,283
	SWITZERLAND.....	218,017	596,600
7217104030	ROUND WIRE,IRON/STL,NOT/PLTD<.25%CAR,<1.5MM HEATED KG	236,599	124,246
	ARGENTINA.....	78,877	39,470
	SPAIN.....	482	3,474
	VENEZUELA.....	157,240	81,302
7217104090	ROUND WIRE,IRON/STL NOT/PLTD<.25%CA,<1.5MM,N/HEATD KG	328,383	187,873
	CHILE.....	239,863	134,455
	MEXICO.....	5,568	3,863
	VENEZUELA.....	82,952	49,555
7217105030	ROUND WIRE,IRON/STL NOT PLT<.25%CAR,>=1.5MM, HEATD KG	3,494,606	1,655,339
	ARGENTINA.....	138,319	62,102
	BELGIUM.....	958,259	561,528
	BRAZIL.....	1,848,155	770,025
	CHINA,PEOPLE'S REP.(MAINLAND).....	86,779	31,765
	COLOMBIA.....	9,317	4,970
	DOMINICAN REPUBLIC.....	229,964	115,895
	MEXICO.....	10,647	7,768
	VENEZUELA.....	213,166	101,286
7217105090	ROUND WIRE,IRN/STL NOT PLT<.25%CA=>1.5MM NOT HEATD KG	787,470	459,922
	BELGIUM.....	42,317	25,256
	BRAZIL.....	30,540	7,177
	CHINA (TAIWAN).....	183,249	90,810
	MEXICO.....	35,029	22,882
	SPAIN.....	58,538	33,271
	TRINIDAD @ TOBAGO.....	69,840	16,403

TABLE 2 - IMPORTS INTO PUERTO RICO FROM FOREIGN COUNTRIES  
BY COMMODITY AND COUNTRY OF ORIGIN-FISCAL YEAR 2000

COMM-CODE	COMMODITY, COUNTRY AND UNIT OF QUANTITY	QUANTITY	VALUE-\$
	UNITED KINGDOM OF GT BRITAIN.....	148,483	147,213
	VENEZUELA.....	219,474	116,910
7217107000	FLAT WIRE IRON/NALY STEEL,NOT PLATED,=> 0.25% CARB KG	49,190	30,567
	MEXICO.....	49,190	30,567
7217108010	RND WIRE IRON/STEEL,NT PLT =>.25<.6% CARBON,HEATED KG	219,573	125,018
	VENEZUELA.....	219,573	125,018
7217108030	RND WIRE IRN/STL,N/PLTD,HEAT TR,>=1<1.5MM,>.6%CARB KG	503,886	283,726
	CHILE.....	503,886	283,726
7217108045	RND WIRE,IRON/STL,N/PLTD,<=1.5MM,>.6% CARB,HEATED KG	58,454	29,733
	ARGENTINA.....	58,454	29,733
7217108090	RND WIRE,IRN/STEL,N/PLT,>=1.5MM DI,>.6%CRB,N/HEATD KG	953,089	553,475
	DOMINICAN REPUBLIC.....	115,351	52,534
	ITALY.....	103,895	50,412
	MEXICO.....	71,054	41,118
	REPUBLIC OF KOREA.....	189,868	91,917
	SPAIN.....	472,921	317,494
7217109000	OTHER WIRE,IRON/NON ALLOY STEEL, NT PLATED, NESOI KG	77,537	51,997
	GREECE.....	18,779	16,309
	SPAIN.....	39,579	22,729
	UNITED KINGDOM OF GT BRITAIN.....	19,179	12,959
7217201500	FLAT WIRE,IRON/NONALY STL,PLATED OR COATD WTH ZINC KG	134,134	85,364
	VENEZUELA.....	134,134	85,364
7217203000	ROUND WIRE,IRN/STL,PLT W/ZINC,>=1.5MM,<.25% CARBON KG	4,775,764	2,476,764
	ARGENTINA.....	39,486	17,853
	BELGIUM.....	675,700	397,798
	BRAZIL.....	80,565	33,328
	CANADA.....	764	2,131
	CHINA,PEOPLE'S REP.(MAINLAND).....	240,983	156,928
	COLOMBIA.....	60,151	26,559
	DOMINICAN REPUBLIC.....	987,825	503,234
	ECUADOR.....	1,172,171	506,638
	HONDURAS.....	810,172	357,763
	MEXICO.....	237,492	154,280
	VENEZUELA.....	470,455	320,252
7217204510	ROUND WIRE,IRON/STL PLTD W/ZINC,<1.0MM,<.25%CARBON KG	19,051	11,400
	VENEZUELA.....	19,051	11,400
7217204520	RND WIRE IRON/STL,ZINC PLTED,<1MM ,>=.25<.6%CARBON KG	16,329	11,350
	VENEZUELA.....	16,329	11,350
7217204530	RND WIRE IRON/STL,ZINC PLTD, <1.0MM,>=.6% CARBON KG	26,307	25,344
	MEXICO.....	26,307	25,344
7217204540	RND WIRE,IRN/STL,PLT W/ZINC,>=1.0M,<1.5MM,>.25%CRB KG	91,390	51,918
	MEXICO.....	18,814	10,460
	VENEZUELA.....	72,576	41,458
7217204580	ROUND WIRE,IRON/STL,ZINC PLT,>=1.5MM DI,>=.6%CARB KG	20,645	10,411
	UNITED KINGDOM OF GT BRITAIN.....	20,645	10,411
7217206000	OTH WIRE IRON/NONALLOY STL,ZINC PLATED,<0.25%CARBN KG	2,090	12,414
	CHINA,PEOPLE'S REP.(MAINLAND).....	2,090	12,414
7217207500	OTH WIRE IRON/NALY STEEL,ZINC PLATED,=>0.25% CARBN KG	191,550	129,885
	CHINA (TAIWAN).....	22,541	31,486
	CHINA,PEOPLE'S REP.(MAINLAND).....	22,000	8,883
	DOMINICAN REPUBLIC.....	21,772	12,384
	MEXICO.....	103,464	63,402
	VENEZUELA.....	21,773	13,730
7217301560	FLAT WIRE IRON/STL,PLT BASE MTL EX ZINC,<.6% CARB KG	228,766	211,562
	MEXICO.....	228,766	211,562
7217303000	RND WIRE,IRN/STL PLT BSE MTL, >=1.5MM,<.25%CARBON KG	89,111	46,990
	CHINA,PEOPLE'S REP.(MAINLAND).....	19,710	14,465
	HONDURAS.....	61,236	27,705
	VENEZUELA.....	8,165	4,820
7217901000	WIRE IRON OR NONALLOY STEEL, COATED WITH PLASTICS KG	154,245	132,182
	BELGIUM.....	133,416	100,528
	CHINA (TAIWAN).....	16,618	25,770
	CHINA,PEOPLE'S REP.(MAINLAND).....	4,211	5,884
7217905030	WIRE IRON/NALY STEEL,PLT/COATED,<0.25% CARB,NESOI KG	29,484	16,257
	VENEZUELA.....	29,484	16,257
7218910015	STAINLESS STEEL RECTANG, WDTH <4X THICK,<232 CM2 KG	2,013	3,220
	CANADA.....	2,013	3,220
7218990090	SEMIFINISHED PRODUCTS OF STAINLESS STEEL, NESOI KG	4,050	23,686
	CHINA (TAIWAN).....	4,050	23,686

TABLE 2 - IMPORTS INTO PUERTO RICO FROM FOREIGN COUNTRIES  
BY COMMODITY AND COUNTRY OF ORIGIN-FISCAL YEAR 2000

COMM-CODE	COMMODITY, COUNTRY AND UNIT OF QUANTITY	QUANTITY	VALUE-\$
7219210005	FR HN SS 600MM AO W HR NT CLD OV 10MM THCK UNITED KINGDOM OF GT BRITAIN.....	KG 223	3,254 3,254
7219240060	FR SS 600 LS THN 1370MM W HR NT CLD UNDR 3MM TH CANADA.....	KG 66,965	113,010 113,010
7219330038	OTHR SS FR 600-UN 1370MM W CR 1-UN 3MM THCK COILS BELGIUM.....	KG 125,555	196,720 120,220
7219330044	CHINA (TAIWAN)..... OTHR SS FR 600-UN 1370MM W CR 1-UN 3MM THCK COILS FINLAND.....	KG 59,555 31,624	76,500 56,472 56,472
7219330080	FR SS 600-UN 1370MM W CR NT CLS 1-UN 3MM THCK NES FINLAND.....	KG 4,226	6,822 6,822
7219340050	FR SS 600MM AO W CR 0.5-NOV 1MM THCK NT COILED CHINA (TAIWAN).....	KG 26,632	49,131 49,131
7220206080	FR STLSS STL UN 300MM W CR OV 1.25MM THCK, NESOI NETHERLANDS.....	KG 2,507	8,215 8,215
7220209060	FR STLSS STL UN 300MM W CR NOV 0.25MM THCK, NESOI GERMANY.....	KG 1,128	30,569 30,569
7221000015	SS BARS/RODS COLIS CIRC CS DIAM LS THN 14MM, OTHER TRINIDAD @ TOBAGO.....	KG 5,050	12,322 12,322
7222110050	BARS&RODS STAINL STL HOT-WKD CIR X-SECTION NESOI UNITED KINGDOM OF GT BRITAIN.....	KG 32,352	72,469 72,469
7222300000	OTHER BARS AND RODS STAINLESS STEEL, NESOI GERMANY.....	KG 1,196	15,173 15,173
7222406000	ANGS SHPS SECS STAINLESS STEEL, NESOI GERMANY.....	KG 134	5,061 2,020
7225508085	UNITED KINGDOM OF GT BRITAIN..... FR ALLOY STL NT TOOL 600MM AO CR UN4.75MM THK NESO ARGENTINA.....	KG 2,254,069	3,041 2,140,214 2,140,214
7226927005	FR OTH HI-NI AL ST, UN 300M W, CR, NT OV 0.25MM THICK GERMANY.....	KG 15,589	347,312 347,312
7226927050	FR OTH AL STL, UN 300M WIDE, CR, THKNS NT OV .25MM GERMANY.....	KG 15,556	276,427 276,427
7228606000	OTH BARS A RODS OTH ALLOY STL NT COLD-FMD NESOI GERMANY.....	KG 2,605	140,265 140,265
7228703060	ANGS ALLY STL NT SS HR NT DR/PN/OADV MX CS UN 76MM CHINA (TAIWAN).....	KG 31,318	29,070 29,070
7228706000	ANGLS SHPS SEC AS NT SS OTH THN HOT-ROLLD CHINA (TAIWAN).....	KG 31,318	30,149 13,211
7229905030	CHINA, PEOPLE'S REP. (MAINLAND)..... RND WIRE OTH ALLOY STL 1.0MM TO UNDR 1.5MM DIAM VENEZUELA.....	KG 20,260 38,328	16,938 21,550 21,550
7229909000	OTHER WIRE, NESOI OF OTHER ALLOY STEEL DOMINICAN REPUBLIC..... VENEZUELA.....	KG 13,093 12,588	15,801 8,050 7,751
	ARTICLES OF IRON OR STEEL..... TOTAL		54,851,393
7301100000	SHEET PILING OF IRON OR STEEL UNITED KINGDOM OF GT BRITAIN.....	KG 1,252,535	675,273 675,273
7301201000	ANGLES, SHAPES, SECTIONS, WELDED, IRON/NONALLOY STEEL CHINA (TAIWAN).....	KG 477	2,007 2,007
7302101035	TEE RAILS, NEW, IRON/STEEL, HEAT-TREATED >30 KG/M ITALY.....	KG 29,951	35,000 35,000
7302900000	RAILWAY TRACK CONSTRUCT MATERIAL, IRON/STEEL, NESOI ITALY.....	KG 48,145	53,932 51,000
7303000090	JAMAICA..... TUBES, PIPES AND HOLLOW PROFILES, CAST IRON, NESOI CHINA, PEOPLE'S REP. (MAINLAND).....	KG 4,501 62,629	2,932 70,354 41,906
	MEXICO..... VENEZUELA.....	KG 8,410 7,959	17,608 10,840
7304101030	LINE PIPE, SEAMLESS, OIL/GAS, IRON/STEEL >114.3<215.9MM BRAZIL.....	KG 32,922	16,838 16,838
7304101045	LINE PIPE, SEAMLESS, IRON/STEEL, DIAM 215.9-406.4MM BRAZIL.....	KG 107,984	55,229 55,229
7304316050	TUBES, PIPE, HOLLOW PROFIL, SMLS, IRN/STL, CIR SEC, NESOI FRANCE.....	KG 26,245	80,464 31,261
7304390016	MEXICO..... TUBE, PIPE, PROFIL, SMLS, IRN/STL, GALVANIZED, <=114.3MM MEXICO.....	KG 7,646 2,385	49,203 5,116 5,116

TABLE 2 - IMPORTS INTO PUERTO RICO FROM FOREIGN COUNTRIES  
BY COMMODITY AND COUNTRY OF ORIGIN-FISCAL YEAR 2000

COMM-CODE	COMMODITY, COUNTRY AND UNIT OF QUANTITY	QUANTITY	VALUE-\$
7304390020	TUBE,PIPE,PROFIL,SMLS,IRN/STL,NESOI, DIAM < 38.1MM COLOMBIA.....	KG 22,386	12,920 12,920
7304390036	PIPE,SMLS,IRN/STL,NESOI,DIAM>114.3<190.5WAL<12.7MM MEXICO.....	KG 7,529	39,925 39,925
7304390044	PIPE,SMLS,IRN/STL,NESOI,DIAM>114.3<190.5WALL=>19MM ITALY.....	KG 171	6,093 6,093
7304490005	TUBES PIPES ETC SMLS CIRC CS HI-NI SS NOT COLD-RLD UNITED KINGDOM OF GT BRITAIN.....	KG 149	12,054 12,054
7305191030	LINEPIPE IRON/STL,>406.4MM<=609.6MM DIAMETER,NESOI MEXICO.....	KG 165,432	96,145 96,145
7305208000	CASING OIL/GAS DRLLNG ALLOY STL,DIAM>406.4MM,NESOI MEXICO.....	KG 17,979	11,000 11,000
7305314000	TUBES, PIPES NESOI, LONGITUDNLY WELDED IRN/NAL STL REPUBLIC OF KOREA.....	KG 11,889	4,439 4,439
7305391000	TUBES, PIPES NESOI, WLD NOT LONGIT, IRN/NAL STL REPUBLIC OF KOREA.....	KG 2,505,229	1,046,071 1,046,071
7306301000	OTH TUBES ETC NES CIRC WLD NAS WLS LSTH 1.65MM THK COLOMBIA.....	KG 154,281	95,399 58,139
7306305010	TUBES ETC WLD CIRC NES NAS OV 1.65 THK FR BOILR ET INDONESIA.....	KG 52,227	37,260 128,933
7306305025	OTH TUBES ETC NES WLD CIRC OD NO 114.3, GAL W CPLG MALAYSIA.....	KG 254,854	80,088 48,845
7306305028	OTH TUBES ETC WLD CIR GALV WO CPL INTNL CTD OR LND MEXICO.....	KG 154,484	80,088 50,254
7306305032	OTH PIPES ETC WLD CIR GLV WO CPLG O LNG ETC CHINA,PEOPLE'S REP.(MAINLAND).....	KG 100,370	48,845 3,760,402
7306305035	TUBE/PIPE HOLLOWS FR REDRWNG WLD CCS IOS NAL NESOI REPUBLIC OF KOREA.....	KG 7,860,313	3,760,402 1,871,881
7306305040	OTH TUBES ETC NES OD NO 114.3MM NGAL IMP W COUPLNG CHINA,PEOPLE'S REP.(MAINLAND).....	KG 4,242,034	1,871,881 54,478
7306305055	OTH TUBES ETC IOS NONAL WLD NO 114.3 OD CCS NGL NS CHINA,PEOPLE'S REP.(MAINLAND).....	KG 40,570	54,478 529,475
7306305085	PIPES ETC IOS CRC GV WL 1.65MM AO TH OD 114-406MM REP. OF SOUTH AFRICA.....	KG 614,354	529,475 848,996
7306305090	PIPES ETC IR/ST NGL WL THKNS 1.65MM AO OD 114-406 BRAZIL.....	KG 2,017,235	848,996 405,318
7306405015	TUBES ETC NES WLD CIRC STNLS STL 1.65MMOM FR BOILR CHINA (TAIWAN).....	KG 843,612	405,318 50,254
7306405090	TUBES WLD CCS SS OD 114.3-406.4MM NOV 0.5% NICKEL MALAYSIA.....	KG 102,508	50,254 75,787
7306501000	OTH TUBES ETC NES WLD CIR ALY STL NT ST WLS LT1.65 FRANCE.....	KG 92,091	75,787 4,902,517
7306601000	OTH TUBES ETC NES WLD NONCIRC CS WLS OV4MM IR/NALS REPUBLIC OF KOREA.....	KG 4,902,517	1,927,821 608,601
7306605000	OTH TUBES ETC NES WLD NONCIRC WLS LT4MM IR/NAL STL MEXICO.....	KG 1,519,901	608,601 756,260
7306901000	OTH TUBES ETC, NESOI, OF IRON OR NONALLOY STEEL	KG 1,437,026	562,960 3,762



TABLE 2 - IMPORTS INTO PUERTO RICO FROM FOREIGN COUNTRIES  
BY COMMODITY AND COUNTRY OF ORIGIN-FISCAL YEAR 2000

COMM-CODE	COMMODITY, COUNTRY AND UNIT OF QUANTITY	QUANTITY	VALUE-\$
	CHINA,PEOPLE'S REP.(MAINLAND).....	977,990	379,208
7307110060	CAST FITTINGS OF NONMALLEABLE CAST IRON NESOI KG	13,624	19,162
	REPUBLIC OF KOREA.....	13,624	19,162
7307193040	DUCTILE FITTINGS, GROOVED-END OF IRON/STEEL, CAST KG	11,169	18,080
	CHINA (TAIWAN).....	11,169	18,080
7307193060	DUCTILE FITTINGS, THREADED, OF IRON OR STEEL, CAST KG	20,081	48,524
	CHINA (TAIWAN).....	18,075	29,258
	VENEZUELA.....	2,006	19,266
7307193080	DUCTILE FITTINGS, OTHER, OF IRON OR STEEL, CAST KG	400	4,113
	CHINA,PEOPLE'S REP.(MAINLAND).....	400	4,113
7307199030	UNIONS, PIPE, OF IRON OR STEEL, CAST KG	1,791	6,867
	CHINA,PEOPLE'S REP.(MAINLAND).....	1,791	6,867
7307199060	TUBE/PIPE FITTINGS, THREADED, IRON OR STEEL, CAST KG	6,812	21,119
	CHINA,PEOPLE'S REP.(MAINLAND).....	4,525	7,668
	VENEZUELA.....	2,287	13,451
7307199080	OTH TUBE/PIPE FITTINGS, IRON OR STEEL, CAST, NESOI KG	4,846	12,214
	CHINA (TAIWAN).....	746	4,332
	CHINA,PEOPLE'S REP.(MAINLAND).....	4,100	7,882
7307221000	STAINLESS STEEL SLEEVES (PIPE COUPLINGS) KG	2,239	15,604
	CHINA (TAIWAN).....	2,239	15,604
7307290030	NIPPLES, PIPE AND TUBE, OF STAINLESS STEEL KG	7,874	23,512
	COSTA RICA.....	5,537	10,443
	MEXICO.....	2,337	13,069
7307290090	OTH TUBE AND PIPE FITTINGS, STAINLESS STEEL, NESOI KG	8,376	13,805
	INDIA.....	8,376	13,805
7307911000	FLANGES, IRN/NAL STL, NT MACHND, TOOLD OR PROCESSD KG	2,558	4,334
	CHINA,PEOPLE'S REP.(MAINLAND).....	2,558	4,334
7307913000	FLANGES, ALY STL, NT STNLS, NT MACHND, TLD OR PROC KG	138	3,327
	CHINA,PEOPLE'S REP.(MAINLAND).....	138	3,327
7307915010	FLANGES, IRN/NALY STL NESOI W INSD DIAM LSTH 360MM KG	35,240	30,795
	CHINA,PEOPLE'S REP.(MAINLAND).....	35,240	30,795
7307923010	SLEEVES (PIPE COUPLINGS) OF IRON OR NONALLOY STEEL KG	4,986	17,311
	CHINA (TAIWAN).....	2,615	13,294
	CHINA,PEOPLE'S REP.(MAINLAND).....	2,371	4,017
7307933000	BUTT WELDING FITTINGS IR/NAL STL INS DIAM LT 360MM KG	47,482	51,685
	MALAYSIA.....	33,267	34,350
	THAILAND.....	14,215	17,335
7307939030	BUTT WELDING FITTINGS IR/NAL STL INS DIAM 360MM OM KG	5,025	5,867
	THAILAND.....	5,025	5,867
7307995015	NIPPLES, PIPE AND TUBE I/NAL STEEL MACH, TLD, PROC KG	21,378	36,529
	MEXICO.....	21,378	36,529
7307995045	OTH TUBE/PIPE FITT NESOI I/NAL STL MACH, TLD, PROC KG	25,264	54,174
	CHINA (TAIWAN).....	1,655	9,947
	CHINA,PEOPLE'S REP.(MAINLAND).....	4,658	8,118
	FRANCE.....	620	2,454
	THAILAND.....	18,331	33,655
7307995060	OTH PIPE FITTINGS NES AL ST EX STNLS MACHND TLD ET KG	30,466	38,852
	CHINA (TAIWAN).....	1,139	4,616
	CHINA,PEOPLE'S REP.(MAINLAND).....	3,372	14,877
	MEXICO.....	2,240	3,858
	PAKISTAN.....	23,715	15,501
7308100000	BRIDGES AND BRIDGE SECTIONS OF IRON OR STEEL KG	365,392	831,072
	MEXICO.....	42,874	241,767
	SPAIN.....	5,985	30,668
	UNITED KINGDOM OF GT BRITAIN.....	316,533	558,637
7308200000	TOWERS AND LATTICE MASTS OF IRON OR STEEL KG	363,095	856,669
	CANADA.....	32,517	52,303
	COLOMBIA.....	32,000	52,931
	FRANCE.....	67,435	153,100
	MEXICO.....	75,634	206,379
	PERU.....	155,509	391,956
7308301000	DOORS, WINDOWS AND FRAMES, AND THRSHLDS STNLS STL KG	216,964	449,358
	CANADA.....	455	6,497
	CHINA,PEOPLE'S REP.(MAINLAND).....	1,062	4,432
	HONG KONG.....	1,789	4,561
	MEXICO.....	213,658	433,868
7308305050	DOORS OF IRON OR STEEL NOT STAINLESS KG	8,829	40,079
	CANADA.....	4,105	14,454
	DOMINICAN REPUBLIC.....	4,062	19,213

TABLE 2 - IMPORTS INTO PUERTO RICO FROM FOREIGN COUNTRIES  
BY COMMODITY AND COUNTRY OF ORIGIN-FISCAL YEAR 2000

COMM-CODE	COMMODITY, COUNTRY AND UNIT OF QUANTITY	QUANTITY	VALUE-\$
	ITALY.....	662	6,412
7308400000	SCAFFLDNG SHUTTRNG PRPPNG O PIT-PROPPNG EQUIP, IOS KG	566,805	897,319
	BELGIUM.....	78,351	144,951
	CANADA.....	28,169	67,827
	CHINA (TAIWAN).....	19,539	28,430
	FRANCE.....	19,530	27,087
	ITALY.....	92,329	73,485
	MEXICO.....	8,061	56,269
	NETHERLANDS.....	79,813	136,135
	SPAIN.....	146,540	221,515
	THAILAND.....	48,067	26,505
	UNITED KINGDOM OF GT BRITAIN.....	46,406	115,115
7308903000	COLUMNS PILLARS POSTS BEAMS GIRDERS ETC IRN/NAL ST KG	22,830	11,632
	VENEZUELA.....	22,830	11,632
7308906000	COLUMNS PILLARS POSTS BEAMS GIRDERS ETC NESOI KG	1,297,599	2,959,595
	AUSTRIA.....	3,407	30,536
	CANADA.....	16,508	114,821
	CHINA,PEOPLE'S REP.(MAINLAND).....	80,640	136,322
	DOMINICAN REPUBLIC.....	22,756	23,859
	FRANCE.....	11,540	62,398
	ITALY.....	145,726	143,790
	MEXICO.....	924,128	2,301,804
	PERU.....	284	6,707
	SPAIN.....	85,254	121,549
	UNITED KINGDOM OF GT BRITAIN.....	7,356	17,809
7308907000	STEEL GRATING KG	57,511	60,033
	CANADA.....	3,754	3,857
	FRANCE.....	6,446	22,460
	VENEZUELA.....	47,311	33,716
7308909530	SHEET-METAL ROOFNG SIDING FLRING ETC, IRON OR STEL KG	162,023	206,197
	CANADA.....	181	15,362
	ITALY.....	21,000	32,838
	PORTUGAL.....	140,842	157,997
7308909560	ARCHITECTURAL AND ORNAMENTAL WORK, IRON OR STEEL KG	2,604	22,974
	ITALY.....	2,604	22,974
7308909590	STRUCTURES AND PARTS ETC NESOI IRON OR STEEL KG	944,565	1,658,580
	CANADA.....	125,354	180,025
	CHINA (TAIWAN).....	14,647	14,488
	CHINA,PEOPLE'S REP.(MAINLAND).....	312,684	269,312
	DOMINICAN REPUBLIC.....	22,831	36,030
	FRANCE.....	11,931	52,351
	INDIA.....	41,423	27,812
	ITALY.....	79,408	114,547
	MEXICO.....	249,942	669,954
	SPAIN.....	51,907	136,747
	SWEDEN.....	4,833	126,177
	UNITED KINGDOM OF GT BRITAIN.....	76	3,200
	VENEZUELA.....	29,529	27,937
7309000030	TANKS, IOS CAP OV 300L NT INS NT MCH THRML NF GAS NO	37	306,881
	DOMINICAN REPUBLIC.....	16	47,680
	GERMANY.....	2	20,356
	JAPAN.....	1	7,872
	PANAMA.....	2	13,998
	REP. OF SOUTH AFRICA.....	1	30,883
	UNITED KINGDOM OF GT BRITAIN.....	15	186,092
7309000090	RESVRS VTS A SIM CNTNRS IOS CAP OV 300L NF GASES NO	578	283,756
	BRAZIL.....	568	63,324
	CANADA.....	1	52,300
	FRANCE.....	2	47,396
	GERMANY.....	1	5,448
	ISRAEL.....	1	9,740
	UNITED KINGDOM OF GT BRITAIN.....	5	105,548
7310100010	EMPTY STL DRMS A BBLs CAP OVR 50L, UND 300 LTRS NO	35,223	877,803
	BRAZIL.....	24,814	614,752
	GERMANY.....	24	26,591
	JAMAICA.....	8,880	205,134
	SWITZERLAND.....	1,505	31,326
7310100050	TANKS CASKS CANS BOXES ETC NES IR/ST CAPAC 50-300L X		34,112
	CANADA.....		9,840

TABLE 2 - IMPORTS INTO PUERTO RICO FROM FOREIGN COUNTRIES  
BY COMMODITY AND COUNTRY OF ORIGIN-FISCAL YEAR 2000

COMM-CODE	COMMODITY, COUNTRY AND UNIT OF QUANTITY	QUANTITY	VALUE-\$
	CHINA (TAIWAN).....		15,196
	ITALY.....		9,076
7310210050	CANS,SOLDRD/CRMPD CLSR,IOS,CIR CS, UN 50 LTR,NESOI NO	61,412,938	4,098,001
	BELGIUM.....	124,031	223,258
	DENMARK.....	258,314	109,412
	DOMINICAN REPUBLIC.....	61,024,257	3,761,815
	VENEZUELA.....	6,336	3,516
7310290050	OTH TNKS CSKS DRMS CNS BXS ETC IOS NESOI UN 50 LTR NO	554,200	246,926
	CANADA.....	385	4,589
	DOMINICAN REPUBLIC.....	46,658	12,519
	HONG KONG.....	1,500	4,830
	ITALY.....	534	32,731
	MEXICO.....	3,312	3,235
	POLAND.....	501,768	171,872
	SPAIN.....	43	17,150
7311000030	SMLS STEEL CONTAINRS FOR GAS, NT OVRWRPD, EXEMPT NO	137	18,528
	AUSTRIA.....	137	18,528
7311000060	IRON OR STEEL PRESSURE CONTAINERS, CERT OR EXM NES NO	200	3,100
	MEXICO.....	200	3,100
7311000090	IRON OR STEEL PRESSURE CONTAINERS NESOI NO	16,798	339,092
	MEXICO.....	6,408	122,753
	NORWAY.....	2	4,967
	VENEZUELA.....	10,388	211,372
7312100500	STRANDED WIRE, STNLS STL, FIT W FITNGS OR IN ARTC KG	34,301	28,643
	CANADA.....	34,301	28,643
7312101070	STRANDED WIRE OF STAINLESS STEEL, NESOI KG	43,700	59,494
	CHINA (TAIWAN).....	653	3,989
	CHINA,PEOPLE'S REP.(MAINLAND).....	40,477	48,458
	REPUBLIC OF KOREA.....	2,570	7,047
7312103012	STRND WR FR PRSTRNG CONCRTE,IOS NT STNLSS,NESOI KG	1,097,187	528,125
	BRAZIL.....	932,351	454,453
	REP. OF SOUTH AFRICA.....	164,836	73,672
7312103070	STRND WR GLVNZED IOS,CVRD W TXTL O NONMTLC MTRL KG	24,054	45,346
	CHINA (TAIWAN).....	3,030	8,544
	CHINA,PEOPLE'S REP.(MAINLAND).....	8,747	12,531
	REPUBLIC OF KOREA.....	12,277	24,271
7312103074	STRANDED WIRE OF GALVANIZED IRON OR STEEL, NESOI KG	39,276	64,193
	CHINA (TAIWAN).....	2,592	6,381
	CHINA,PEOPLE'S REP.(MAINLAND).....	32,438	51,599
	REPUBLIC OF KOREA.....	4,246	6,213
7312103080	OTHER STRANDED WIRE OF IRON OR STEEL, NESOI KG	630,583	606,250
	REPUBLIC OF KOREA.....	42,288	44,988
	SPAIN.....	574,217	548,670
	UNITED KINGDOM OF GT BRITAIN.....	14,078	12,592
7312106060	ROPE,CABLE,ETC;EXC STRND WIRE;STNLS STL;DIA >9.5mm KG	168,936	91,125
	DOMINICAN REPUBLIC.....	68,969	25,263
	FRANCE.....	18,800	16,616
	GREECE.....	19,088	17,029
	TRINIDAD @ TOBAGO.....	8,334	2,052
	VENEZUELA.....	53,745	30,165
7312107000	ROPES CABLES CORDAGE EX STRND IR/ST EX SS W FTNGS KG	10,766	117,523
	CHINA (TAIWAN).....	5,580	26,459
	ITALY.....	1,581	14,964
	JAPAN.....	3,559	73,923
	REPUBLIC OF KOREA.....	46	2,177
7312109030	ROPES CABLS CORDGE EX STRND NES GALV DIAM NOV9.5 I KG	4,406	10,399
	REPUBLIC OF KOREA.....	4,406	10,399
7312109060	ROPES CBLS CORD EX STRND NES GLV DIAM OV9.5MM IOS KG	4,712	10,479
	REPUBLIC OF KOREA.....	4,712	10,479
7312109090	ROPE CABLE CORDAGE EX STRND WR IRN/ST EX SS NESOI KG	75,744	89,342
	CANADA.....	50	3,475
	CHINA (TAIWAN).....	21,818	37,879
	GERMANY.....	216	6,930
	REPUBLIC OF KOREA.....	16,864	18,844
	VENEZUELA.....	36,796	22,214
7312900000	PLAITED BANDS, SLINGS ETC, IRON OR STEEL NESOI KG	3,619	2,447
	DOMINICAN REPUBLIC.....	3,619	2,447
7313000000	BARBED WIRE AND TWISTED WIRE FOR FENCING, IRON/STL KG	627,738	380,065
	BRAZIL.....	136,948	71,153

TABLE 2 - IMPORTS INTO PUERTO RICO FROM FOREIGN COUNTRIES  
BY COMMODITY AND COUNTRY OF ORIGIN-FISCAL YEAR 2000

COMM-CODE	COMMODITY, COUNTRY AND UNIT OF QUANTITY	QUANTITY	VALUE-\$
	COLOMBIA.....	37,624	19,584
	DOMINICAN REPUBLIC.....	92,581	53,837
	MEXICO.....	263,280	176,223
	PHILIPPINES.....	6,478	3,080
	VENEZUELA.....	90,827	56,188
7314190000	WOVEN WIRE PRODUCTS OF IRON OR STEEL, EXC STNLS. M2	19,055	33,921
	CHINA, PEOPLE'S REP. (MAINLAND).....	9,400	17,957
	MEXICO.....	9,550	10,754
	UNITED KINGDOM OF GT BRITAIN.....	105	5,210
7314200000	GRILL NETTING FENCING WLD IR/ST WR 3MMCS 100CM2MSH KG	115,563	38,184
	DOMINICAN REPUBLIC.....	115,563	38,184
7314311000	WIRE FENCNG IR/STL CTD/PLTD W ZN, WELDED AT INTRSC KG	418,482	340,431
	CHINA, PEOPLE'S REP. (MAINLAND).....	351,198	291,298
	DOMINICAN REPUBLIC.....	53,970	35,702
	MEXICO.....	13,314	13,431
7314315000	GRILL-NETTING IRON/STEEL WELD INTRSC TN PLTD/CTD ZN KG	501,627	441,247
	CHINA (TAIWAN).....	31,984	28,627
	CHINA, PEOPLE'S REP. (MAINLAND).....	465,682	407,465
	MEXICO.....	3,961	5,155
7314390000	OTH GRILL, NETTING AND FENCING, IR/STL, WLD NESOI KG	54,096	19,661
	VENEZUELA.....	54,096	19,661
7314410030	CHAIN LINK FENCING, IOS, PLATED/COATED WITH ZINC KG	277,765	179,773
	CHINA (TAIWAN).....	9,965	8,919
	CHINA, PEOPLE'S REP. (MAINLAND).....	68,628	53,796
	DOMINICAN REPUBLIC.....	20,943	11,453
	MEXICO.....	178,229	105,605
7314410060	OTH IOS GRLL, NTTG, FNCNG, NT CHN LNK, PLTD/CTD W ZINC KG	127,536	111,647
	CHINA, PEOPLE'S REP. (MAINLAND).....	44,578	36,460
	MEXICO.....	75,938	70,177
	VENEZUELA.....	7,020	5,010
7314420030	CHAIN LINK FENCING, IOS, COATED WITH PLASTIC KG	22,908	18,156
	MEXICO.....	22,908	18,156
7314420060	OTHR GRLL, NTTNG, FNCNG, IOS, NT CHN LNK, CTD W PLSTC KG	3,238	2,307
	VENEZUELA.....	3,238	2,307
7314493000	OTH GRILL NETTING FENCNG IRN/STL NOT CUT TO SHAPE KG	8,227	17,246
	CANADA.....	6,617	13,068
	MEXICO.....	1,610	4,178
7314496000	OTH GRILL, NETNG, FENCNG, IOS NESOI CUT TO SHAPE KG	19,526	20,083
	CHINA, PEOPLE'S REP. (MAINLAND).....	19,526	20,083
7314500000	EXPANDED METAL, IRON OR STEEL M2	89,302	581,329
	MEXICO.....	49,146	240,014
	REP. OF SOUTH AFRICA.....	11,342	181,946
	REPUBLIC OF KOREA.....	27,066	151,502
	VENEZUELA.....	1,748	7,867
7315110005	ROLLER CHAIN FOR MOTOR VEHICLES, OF IRON OR STEEL KG	2,402	31,693
	CHINA (TAIWAN).....	869	6,305
	JAPAN.....	1,533	25,388
7315110010	BICYCLE CHAINS, IR/ST NOV 50MM PTCH MRTH 3PTS/PTCH KG	6,577	23,983
	CHINA (TAIWAN).....	6,577	23,983
7315110060	OTHER ROLLER CHAIN OF IRON OR STEEL NESOI KG	314	9,519
	JAPAN.....	314	9,519
7315120040	WELDED STEEL ARTICULATED LINK CHAIN, NESOI KG	26,219	35,610
	CHINA (TAIWAN).....	568	3,033
	ITALY.....	9,424	12,084
	SPAIN.....	16,227	20,493
7315120080	ARTICULATED LINK CHAIN OF IRON OR STEEL NESOI KG	26,959	141,203
	CHINA (TAIWAN).....	1,364	7,556
	CHINA, PEOPLE'S REP. (MAINLAND).....	1,389	3,005
	COLOMBIA.....	1,305	3,979
	FRANCE.....	13,744	99,128
	GERMANY.....	483	7,440
	MEXICO.....	4,874	5,850
	REPUBLIC OF KOREA.....	3,800	14,245
7315190000	PARTS OF ARTICULATED LINK CHAIN OF IRON OR STEEL KG	13,729	54,996
	SINGAPORE.....	13,729	54,996
7315810000	STUD LINK CHAIN OF IRON OR STEEL KG	14,881	10,460
	CHINA, PEOPLE'S REP. (MAINLAND).....	14,881	10,460
7315821000	WELDED LINK CHAIN NESOI ALY STL NOV 10MM DIAMTR KG	54,566	59,630
	MEXICO.....	19,273	19,842

TABLE 2 - IMPORTS INTO PUERTO RICO FROM FOREIGN COUNTRIES  
BY COMMODITY AND COUNTRY OF ORIGIN-FISCAL YEAR 2000

COMM-CODE	COMMODITY, COUNTRY AND UNIT OF QUANTITY	QUANTITY	VALUE-\$
	SPAIN.....	35,293	39,788
7315823000	WELDED LINK CHAIN NESOI ALY STL OVER 10MM IN DIAM KG	5,496	6,048
	CANADA.....	5,496	6,048
7315825000	WELDED LINK CHAIN NESOI IR/NAL STL NOV 10MM DIAM KG	19,018	17,611
	MEXICO.....	19,018	17,611
7315895000	OTHER IRN/STL CHAIN NESOI, NOT W ROUND LINKS KG	55,739	84,008
	CHINA (TAIWAN).....	9,660	24,516
	GERMANY.....	57	14,228
	MEXICO.....	45,990	40,020
	SWITZERLAND.....	32	5,244
7315900000	PARTS OF IRN/STL CHAIN EXC ARTICULATED LINK CHAIN KG	112	3,845
	GERMANY.....	112	3,845
7316000000	ANCHORS, GRAPNELS AND PARTS THEREOF, OF IRON/STEEL X		13,394
	CHINA (TAIWAN).....		5,391
	GERMANY.....		5,700
	MEXICO.....		2,303
7317001000	THUMB TACKS; IRON/STEEL; EXCL HEADS OF COPPER KG	500	2,340
	HONG KONG.....	500	2,340
7317002000	NAILS ETC FOR POWDER-ACTUATED HNDTLS NOT THREADED KG	774	4,294
	CHINA (TAIWAN).....	774	4,294
7317005504	COLLATD ROOFING IRON/STL NAIL; LENGTH 20.6 - 46.1mm KG	11,389	10,829
	CHINA, PEOPLE'S REP.(MAINLAND).....	7,031	6,605
	MEXICO.....	4,358	4,224
7317005506	IRON/STL COLLATD NAIL; 1-PC CONSTRCT; RND WIRE; NESOI KG	160,335	91,866
	CHINA, PEOPLE'S REP.(MAINLAND).....	43,584	28,364
	REPUBLIC OF KOREA.....	59,306	30,156
	TRINIDAD @ TOBAGO.....	39,516	18,072
	UNITED KINGDOM OF GT BRITAIN.....	10,930	11,165
	VENEZUELA.....	6,999	4,109
7317005520	IRON/STL NAIL; OTHER; SMOOTH SHANK; NOT COATED/PLATED KG	144,984	71,330
	CHINA, PEOPLE'S REP.(MAINLAND).....	11,886	9,593
	DOMINICAN REPUBLIC.....	19,596	9,600
	MEXICO.....	20,702	9,708
	TRINIDAD @ TOBAGO.....	80,046	35,042
	VENEZUELA.....	12,754	7,387
7317005530	IRON/STL GALVANZD NAILS; SMOOTH SHANK; 1-PC CNSTRCTN KG	421,706	246,023
	CHINA (TAIWAN).....	661	2,787
	CHINA, PEOPLE'S REP.(MAINLAND).....	158,680	119,782
	MEXICO.....	40,292	32,119
	TRINIDAD @ TOBAGO.....	204,083	82,496
	VENEZUELA.....	17,990	8,839
7317005550	IRON/STL NAIL; OTHER; SMOOTH SHANK; COATED; NESOI KG	283,854	155,595
	CHINA (TAIWAN).....	4,506	9,847
	CHINA, PEOPLE'S REP.(MAINLAND).....	19,775	15,480
	DOMINICAN REPUBLIC.....	51,225	30,129
	REPUBLIC OF KOREA.....	18,507	12,448
	TRINIDAD @ TOBAGO.....	175,005	80,038
	VENEZUELA.....	14,836	7,653
7317005560	IRON/STL NAIL; OTH; NOT SMOOTH SHANK; NOT COATED/PLTD KG	647,803	655,054
	CHILE.....	2,117	2,455
	CHINA, PEOPLE'S REP.(MAINLAND).....	582,600	614,649
	DOMINICAN REPUBLIC.....	45,736	22,872
	REPUBLIC OF KOREA.....	17,350	15,078
7317005570	IRON/STL GALVANZD NAILS; OTHER; NOT SMOOTH SHANK KG	129,156	95,668
	CHILE.....	54,494	33,902
	CHINA, PEOPLE'S REP.(MAINLAND).....	10,720	16,080
	COLOMBIA.....	18,878	13,600
	MEXICO.....	45,064	32,086
7317005580	IRON/STL NAIL; OTH; NOT SMTH SHANK; VINYL/RESIN, COATD KG	15,874	27,451
	CHINA (TAIWAN).....	15,524	24,744
	GERMANY.....	350	2,707
7317005590	IRON/STL NAILS; OTHER; NOT SMOOTH SHANK; COATED; NESOI KG	454,477	395,869
	CHINA (TAIWAN).....	2,158	8,800
	CHINA, PEOPLE'S REP.(MAINLAND).....	42,556	32,010
	COLOMBIA.....	61,372	93,533
	DOMINICAN REPUBLIC.....	140,893	74,594
	GERMANY.....	4,514	19,041
	ITALY.....	2,568	17,257
	MEXICO.....	120,723	62,358

TABLE 2 - IMPORTS INTO PUERTO RICO FROM FOREIGN COUNTRIES  
BY COMMODITY AND COUNTRY OF ORIGIN-FISCAL YEAR 2000

COMM-CODE	COMMODITY, COUNTRY AND UNIT OF QUANTITY	QUANTITY	VALUE-\$
	REPUBLIC OF KOREA.....	58,383	78,990
	TRINIDAD @ TOBAGO.....	17,639	7,223
	VENEZUELA.....	3,671	2,063
7317006530	IRON/STL NAILS;1-PIECE CNTRCTN;NOT ROUND WIRE; CUT KG	130,184	193,187
	CHINA,PEOPLE'S REP.(MAINLAND).....	19,596	24,350
	ITALY.....	3,716	18,648
	REPUBLIC OF KOREA.....	106,872	150,189
7317006560	IRON/STL NAILS;1-PC CNSTCTN;NOT ROUND WIRE;NOT CUT KG	530,534	287,181
	BRAZIL.....	2,807	7,030
	CHINA,PEOPLE'S REP.(MAINLAND).....	59,626	38,412
	COLOMBIA.....	291,561	62,164
	DOMINICAN REPUBLIC.....	33,489	29,965
	GERMANY.....	401	2,877
	ITALY.....	15,446	48,596
	MEXICO.....	104,445	61,245
	SPAIN.....	806	28,732
	TRINIDAD @ TOBAGO.....	21,953	8,160
7317007500	IRON/STL NAILS;EXCL COPPER HEADS;2 OR MORE PIECES KG	180,673	131,518
	CANADA.....	766	2,137
	CHINA (TAIWAN).....	79,100	59,550
	CHINA,PEOPLE'S REP.(MAINLAND).....	96,889	65,455
	MEXICO.....	3,918	4,376
7318110000	COACH SCREWS; THREADED; OF IRON OR STEEL KG	3,696	4,517
	MEXICO.....	3,696	4,517
7318130030	SCREW HOOKS OR RINGS IOS THREAD DIAM LS THN 6MM KG	207	3,242
	CHINA,PEOPLE'S REP.(MAINLAND).....	207	3,242
7318130060	SCREW HOOKS AND RINGS IOS THREAD DIAM 6MM OR MORE KG	19,303	39,355
	CHINA (TAIWAN).....	7,151	18,609
	CHINA,PEOPLE'S REP.(MAINLAND).....	12,152	20,746
7318141030	SELF-TAP SCREW;STNLS STEEL;SHANK/THREAD DIAM <6mm KG	24,990	36,533
	CHINA (TAIWAN).....	24,990	36,533
7318141060	SELF-TAP SCREW;IRON/STL OTH;SHANK/THREAD DIAM <6mm KG	112,052	216,859
	CHINA (TAIWAN).....	66,723	157,111
	REPUBLIC OF KOREA.....	45,329	59,748
7318145000	SELF-TAPPING SCREWS IRN/STL THREAD DIAM 6MM OR MOR KG	12,876	31,130
	CHINA (TAIWAN).....	12,876	31,130
7318152010	BOLTS INC W NUTS/WSHRS, IRN/STL THREADS LS THN 6MM KG	15,466	20,889
	CHILE.....	7,132	9,284
	CHINA (TAIWAN).....	8,334	11,605
7318152020	TRACK BOLTS, IRON OR STEEL, W THREADS 6MM OR MORE KG	896	2,404
	CHINA (TAIWAN).....	896	2,404
7318152030	STRUCTURAL BOLTS, IRON/STEEL, THREAD DIAM 6MM OM KG	165,297	4,940,959
	CHINA (TAIWAN).....	15,311	19,959
	MEXICO.....	149,986	4,921,000
7318152050	BOLTS, IRON/STEEL, ROUND HEADS, THRDS 6MM OM NESOI KG	1,254	4,390
	CHINA (TAIWAN).....	453	2,139
	CHINA,PEOPLE'S REP.(MAINLAND).....	801	2,251
7318152060	BOLTS W HEXAGONL HEADS, IR/STL, THRDS 6MM OM NESOI KG	18,093	32,337
	BRAZIL.....	1,629	3,201
	CHINA (TAIWAN).....	8,280	13,336
	MEXICO.....	7,970	9,875
	SPAIN.....	214	5,925
7318152090	BOLTS AND BLTS W NUTS/WSHRS IR/ST THRDS 6MM OM NE KG	232,243	390,223
	BRAZIL.....	33,407	38,539
	CANADA.....	86,173	139,141
	CHINA (TAIWAN).....	84,628	166,185
	CHINA,PEOPLE'S REP.(MAINLAND).....	25,646	37,137
	FRANCE.....	1,678	4,212
	JAPAN.....	61	2,800
	MEXICO.....	650	2,209
7318154000	MACHINE SCREWS, IOS, LENGTH 9.5MM OM DIAM 3.2MM OM KG	44,478	66,411
	CHINA (TAIWAN).....	30,082	48,247
	ITALY.....	6,301	8,404
	MEXICO.....	8,095	9,760
7318155060	OTHER STUDS OF IRON OR STEEL, THREADED KG	133,523	131,695
	CHINA,PEOPLE'S REP.(MAINLAND).....	75,672	70,884
	GERMANY.....	68	2,040
	MEXICO.....	57,516	48,604
	SWITZERLAND.....	267	10,167

TABLE 2 - IMPORTS INTO PUERTO RICO FROM FOREIGN COUNTRIES  
BY COMMODITY AND COUNTRY OF ORIGIN-FISCAL YEAR 2000

COMM-CODE	COMMODITY, COUNTRY AND UNIT OF QUANTITY	QUANTITY	VALUE-\$
7318156060	SCREWS NESOI; IRON/STEEL; SHANK/THREAD DIAM <6mm KG	55,558	134,090
	CHINA (TAIWAN).....	54,792	127,880
	SWITZERLAND.....	54	2,005
	VENEZUELA.....	712	4,205
7318158065	SCREW IRON/STL HEXAGONL HEADS THRD DIAM >= 6MM NES KG	4,996	14,288
	CHINA (TAIWAN).....	4,996	14,288
7318158080	OTH SCREWS, IRN/STL, W THREAD DIAM 6MM OR MR NESOI KG	28,556	135,044
	BRAZIL.....	5,602	6,288
	CANADA.....	809	2,259
	CHILE.....	100	2,542
	CHINA (TAIWAN).....	17,728	31,111
	CHINA,PEOPLE'S REP.(MAINLAND).....	2,452	73,769
	GERMANY.....	221	7,703
	ITALY.....	794	3,213
	VENEZUELA.....	850	8,159
7318160030	LOCKING LUGNUTS OF IRON OR STEEL KG	14,216	43,834
	CHINA (TAIWAN).....	14,216	43,834
7318160085	OTHER THREADED NUTS OF IRON OR STEEL, NESOI KG	52,853	141,742
	BRAZIL.....	23,049	46,500
	CHINA (TAIWAN).....	27,488	79,664
	GERMANY.....	1,339	4,864
	JAPAN.....	977	10,714
7318190000	THREADED ARTICLES OF IRON OR STEEL, NESOI KG	91,869	97,835
	CHINA (TAIWAN).....	1,440	5,340
	CHINA,PEOPLE'S REP.(MAINLAND).....	4,768	6,811
	GERMANY.....	2,059	7,480
	MEXICO.....	80,756	70,127
	PERU.....	2,846	8,077
7318220000	WASHERS OTHER THAN LOCK WASHERS, IRON OR STEEL KG	68,358	83,986
	CHINA (TAIWAN).....	18,892	34,713
	CHINA,PEOPLE'S REP.(MAINLAND).....	45,658	34,863
	DOMINICAN REPUBLIC.....	684	5,520
	ITALY.....	3,029	3,501
	JAPAN.....	95	5,389
7318230000	RIVETS OF IRON OR STEEL KG	90,162	457,985
	CHINA (TAIWAN).....	7,386	12,479
	MEXICO.....	2,697	7,343
	REPUBLIC OF KOREA.....	80,079	438,163
7318240000	COTTERS AND COTTER PINS, OF IRON OR STEEL KG	811	4,367
	CHINA (TAIWAN).....	806	2,122
	ITALY.....	5	2,245
7318290000	OTH NON-THREADED ARTICLES (FASTNRS) IRN/STL NESOI KG	24,321	92,004
	CANADA.....	9,545	37,592
	CHINA (TAIWAN).....	14,034	32,127
	CHINA,PEOPLE'S REP.(MAINLAND).....	134	2,109
	FRANCE.....	107	14,560
	IRELAND.....	501	5,616
7319100000	SEWING, DARNING OR EMBROIDERY NEEDLES, IRON OR STL THS	133	10,072
	CHINA (TAIWAN).....	133	10,072
7319301000	DRESSMAKERS' OR COMMON PINS, IRON OR STEEL KG	3,462	35,744
	CHINA,PEOPLE'S REP.(MAINLAND).....	3,092	30,371
	MEXICO.....	370	5,373
7319305050	PINS OF IRON OR STEEL, NESOI KG	426	5,160
	CHINA,PEOPLE'S REP.(MAINLAND).....	426	5,160
7319900000	KNITTING NEEDLES AND SIMILAR ARTICLES, IRN/STL NES X		36,488
	CHINA (TAIWAN).....		9,051
	CHINA,PEOPLE'S REP.(MAINLAND).....		18,582
	MEXICO.....		8,855
7320109060	LEAF SPRINGS AND LVS THEREFOR, OTH, OTH, IRON/STL KG	63	3,632
	ITALY.....	63	3,632
7320201000	HELICAL SPRINGS SUITBLE FR MOTOR-VEHCL SUSP IR/STL KG	6,280	19,688
	REP. OF SOUTH AFRICA.....	6,280	19,688
7320905010	OTHER SPRINGS OF IOS WIRE FOR USE IN HEADING 9404 KG	18,707	18,029
	REP. OF SOUTH AFRICA.....	18,707	18,029
7320905060	SPRINGS OF IRON OR STEEL, OTHER THAN OF WIRE NESOI KG	12,973	366,886
	FRANCE.....	23	2,556
	GERMANY.....	18	7,079
	JAPAN.....	12,864	354,207
	REPUBLIC OF KOREA.....	68	3,044

TABLE 2 - IMPORTS INTO PUERTO RICO FROM FOREIGN COUNTRIES  
BY COMMODITY AND COUNTRY OF ORIGIN-FISCAL YEAR 2000

COMM-CODE	COMMODITY, COUNTRY AND UNIT OF QUANTITY	QUANTITY	VALUE-\$
7321111030	PORTBL STOVES & RANGES, GAS OR GAS AND OTHER FUELS NO	49,859	600,504
	BRAZIL.....	445	17,492
	CHINA (TAIWAN).....	420	4,200
	CHINA,PEOPLE'S REP.(MAINLAND).....	42,585	374,547
	COLOMBIA.....	2,869	65,390
	COSTA RICA.....	1,365	116,540
	HONG KONG.....	2,175	22,335
7321111060	OTHR PRTBL CKNG APPLNCS/PLTE WMRS GAS O GAS & OTHR NO	16,307	457,018
	BRAZIL.....	50	7,513
	CHINA (TAIWAN).....	880	125,059
	CHINA,PEOPLE'S REP.(MAINLAND).....	360	119,963
	MEXICO.....	15,017	204,483
7321113000	NONPORTBL COOKING STOVES OR RANGES IOS FOR GAS NO	51,752	3,756,746
	BRAZIL.....	32,136	1,616,174
	CHINA,PEOPLE'S REP.(MAINLAND).....	1,725	17,443
	COLOMBIA.....	2,145	36,444
	COSTA RICA.....	1,552	133,472
	MEXICO.....	14,194	1,953,213
7321116000	NNPRTBL COOKING APPLNCS A PLTE WMRS NESOI IOS GAS NO	317	38,702
	BRAZIL.....	317	38,702
7321130020	HIBACHIS OF IRON OR STEEL (FOR SOLID FUEL) PORTBLE NO	150	17,000
	ARGENTINA.....	150	17,000
7321130040	OTH PORTBL COOKNG APPLNCS, IRN/STL FOR SOLID FUEL NO	9,197	85,106
	CHINA,PEOPLE'S REP.(MAINLAND).....	9,197	85,106
7321130060	COOKNG APPLNCS, CST IRN, NON-PORT, FOR SOLID FUEL NO	10	2,005
	COSTA RICA.....	10	2,005
7321811000	OTH PORT DOMESTC APPL, IOS NESOI FOR GAS FUEL NO	5,098	77,443
	CHINA,PEOPLE'S REP.(MAINLAND).....	3,650	62,265
	COLOMBIA.....	1,448	15,178
7321821000	OTH PORT DOMESTIC APPL, IOS, FOR LIQUID FUEL, NES NO	2,160	3,990
	CHINA,PEOPLE'S REP.(MAINLAND).....	2,160	3,990
7321830010	FIREPLACE GRATES OF CAST IRON NO	26	7,182
	ITALY.....	26	7,182
7321901000	COOKING CHAMBERS,ASSMBLD OR NOT,SUBHDG 7321.11.30 X		2,851
	COSTA RICA.....		2,851
7321902000	TOP SURFCE PNLS W/WO BRNRS/CNTRLs,SBHDG 7321.11.30 X		2,647
	CHINA (TAIWAN).....		2,647
7321905000	OTHER PARTS FOR ARTICLES IN SUBHEADING 7321.11.30 X		136,736
	ARGENTINA.....		8,811
	CHINA (TAIWAN).....		56,828
	CHINA,PEOPLE'S REP.(MAINLAND).....		24,650
	COSTA RICA.....		2,356
	MEXICO.....		41,739
	VENEZUELA.....		2,352
7321906030	PARTS OTHER CKNG APPL A PLT WRMRS IOS X		3,781
	MEXICO.....		3,781
7321906090	PARTS OTHR NONELCTRC CKNG APPLNCS, IRON OR STEEL X		21,735
	ARGENTINA.....		2,868
	CHINA,PEOPLE'S REP.(MAINLAND).....		2,281
	MEXICO.....		16,586
7323100000	IOS WOOL, SCOURING PADS, GLOVES ETC, IRON OR STEEL KG	35,731	127,361
	CHINA (TAIWAN).....	11,284	42,466
	CHINA,PEOPLE'S REP.(MAINLAND).....	13,198	59,220
	COLOMBIA.....	1,014	6,823
	DOMINICAN REPUBLIC.....	6,508	11,167
	MEXICO.....	3,727	7,685
7323915000	OTH TBL, KITCHN, HSHLD ARTIC CSTIRN NT CTD OR ENAM X		15,810
	CHINA (TAIWAN).....		10,310
	COLOMBIA.....		5,500
7323920000	OTH TBL, KITCH, HSHLD ARTIC, ENAM CST IRN A PARTS X		4,236
	HONG KONG.....		4,236
7323930030	COOKING WARE OF STAINLESS STEEL, AND PARTS THEREOF NO	98,345	570,586
	BRAZIL.....	13,616	115,466
	CHINA (TAIWAN).....	5,072	20,623
	CHINA,PEOPLE'S REP.(MAINLAND).....	4,320	96,227
	ECUADOR.....	1,500	42,048
	INDIA.....	56,454	161,708
	ITALY.....	8,948	96,415
	SPAIN.....	7,935	22,599



TABLE 2 - IMPORTS INTO PUERTO RICO FROM FOREIGN COUNTRIES  
BY COMMODITY AND COUNTRY OF ORIGIN-FISCAL YEAR 2000

COMM-CODE	COMMODITY, COUNTRY AND UNIT OF QUANTITY	QUANTITY	VALUE-\$
	VENEZUELA.....	500	15,500
7323930060	KITCHEN WARE OF STAINLESS STEEL, NESOI, AND PARTS NO	405,391	207,698
	BRAZIL.....	2,923	43,414
	CHINA, PEOPLE'S REP.(MAINLAND).....	69,744	77,751
	HONG KONG.....	1,056	2,376
	INDIA.....	119,816	48,533
	REPUBLIC OF KOREA.....	1,000	2,650
	VENEZUELA.....	210,852	32,974
7323930080	HOUSEHOLD ARTICLES, STAINLESS STEEL, NESOI A PARTS NO	120,702	83,448
	BELGIUM.....	195	3,480
	CHINA (TAIWAN).....	7,824	9,314
	CHINA, PEOPLE'S REP.(MAINLAND).....	105,779	41,478
	GERMANY.....	254	5,163
	INDONESIA.....	2,650	11,538
	MEXICO.....	3,000	4,500
	SPAIN.....	825	3,568
	UNITED KINGDOM OF GT BRITAIN.....	175	4,407
7323940020	COOKING WARE, ENAMLD STL, OTH THN STAINLS A PARTS NO	103,515	251,618
	CHINA (TAIWAN).....	8,388	16,379
	CHINA, PEOPLE'S REP.(MAINLAND).....	3,100	32,335
	INDONESIA.....	9,994	25,780
	ITALY.....	2,640	30,888
	MEXICO.....	11,306	16,268
	PORTUGAL.....	2,436	39,058
	SPAIN.....	6,203	29,011
	THAILAND.....	59,448	61,899
7323940030	KITCHN WR, NES, ENAMELED STEEL OTH THN STNLS, PRTS NO	393	9,047
	FRANCE.....	144	4,266
	THAILAND.....	249	4,781
7323940080	OTH HSHLD ARTIC NES ENAM IOS NTCST OR SS A PARTS NO	49,067	54,450
	CHINA (TAIWAN).....	29,824	19,951
	CHINA, PEOPLE'S REP.(MAINLAND).....	1,608	5,424
	INDIA.....	14,040	5,168
	MEXICO.....	2,995	13,239
	PORTUGAL.....	600	10,668
7323991000	L HSHLD ART IOS (NCST/NSS) A PTS CTD/PLTD SLVR X		44,612
	BRAZIL.....		5,287
	FRANCE.....		10,227
	GERMANY.....		23,120
	ITALY.....		5,978
7323997000	COOKNG WR, IOS (NT CSTIR OR SS) NT ENAM NT PM NESI NO	59,918	168,303
	BRAZIL.....	1,140	4,037
	CHINA (TAIWAN).....	7,680	13,400
	CHINA, PEOPLE'S REP.(MAINLAND).....	33,132	60,735
	INDIA.....	3,800	36,818
	ITALY.....	3,080	14,753
	MEXICO.....	10,946	36,161
	SPAIN.....	140	2,399
7323999030	KTCHN O TBLWR FOOD/DRNK CNT CT NT COOKNGWR OF IOS X		10,501
	CHINA, PEOPLE'S REP.(MAINLAND).....		2,182
	COLOMBIA.....		6,169
	GERMANY.....		2,150
7323999060	TABL, KITCHN O OTH HSHLD ARTC NOT COOKWR IOS NESOI X		500,999
	CHINA (TAIWAN).....		259,790
	CHINA, PEOPLE'S REP.(MAINLAND).....		92,546
	HONG KONG.....		14,555
	INDIA.....		21,665
	ITALY.....		6,674
	JAPAN.....		43,321
	MEXICO.....		36,662
	SPAIN.....		25,786
7324100000	SINKS AND WASH BASINS OF STAINLESS STEEL NO	48,199	902,349
	MEXICO.....	12,000	226,678
	PORTUGAL.....	32,751	572,076
	SPAIN.....	1,723	48,220
	VENEZUELA.....	1,725	55,375
7324211000	BATHS, CAST IRON, CTD OR PLATD WTH PREC METAL NO	4,540	3,432
	CHINA (TAIWAN).....	4,540	3,432
7324215000	BATHS, CAST IRON, WHETHER OR NT ENAMLD NO	12,936	85,244

TABLE 2 - IMPORTS INTO PUERTO RICO FROM FOREIGN COUNTRIES  
BY COMMODITY AND COUNTRY OF ORIGIN-FISCAL YEAR 2000

COMM-CODE	COMMODITY, COUNTRY AND UNIT OF QUANTITY	QUANTITY	VALUE-\$
	MEXICO.....	11,838	46,692
	SPAIN.....	1,098	38,552
7324290000	BATHS OF IRON OR STEEL, OTHER THAN CAST IRON NO	56,805	37,876
	CHINA (TAIWAN).....	51,264	16,129
	CHINA,PEOPLE'S REP.(MAINLAND).....	5,000	2,409
	SPAIN.....	541	19,338
7324900000	OTHER SANITARY WARE, INCLUDING PARTS, IRN/ST NESOI X		269,711
	ARGENTINA.....		3,530
	CHINA (TAIWAN).....		186,939
	HONG KONG.....		8,140
	MEXICO.....		16,183
	PORTUGAL.....		8,588
	SPAIN.....		46,331
7325100010	MANHOLE COVERS, RINGS A FRAMES, NONMALBL CAST IRON KG	536,803	230,373
	COLOMBIA.....	32,850	21,800
	DOMINICAN REPUBLIC.....	64,115	22,972
	INDIA.....	438,938	169,124
	SPAIN.....	900	16,477
7325991000	OTHER CAST IRON ARTICLES NESOI KG	25,937	102,862
	BELGIUM.....	19,284	75,243
	GERMANY.....	6,653	27,619
7325995000	OTHER CAST ARTICLES OF STEEL KG	75,225	70,435
	CHINA,PEOPLE'S REP.(MAINLAND).....	18,374	13,891
	INDIA.....	56,851	56,544
7326110000	GRNDNG BLS A SIM ARTIC FR MILLS FRGD/STMPD OF IOS KG	221,000	250,791
	GERMANY.....	82,000	88,731
	ITALY.....	139,000	162,060
7326190000	OTH ARTIC IOS FRGD OR STMPD, NT FURTH WRKD, NESOI KG	119,395	180,121
	BRAZIL.....	104,420	120,018
	COLOMBIA.....	14,565	20,809
	FRANCE.....	410	39,294
7326200050	OTHER ARTICLES OF IRON OR STEEL WIRE, NESOI X		416,845
	BRAZIL.....		12,960
	CHINA (TAIWAN).....		54,129
	CHINA,PEOPLE'S REP.(MAINLAND).....		201,074
	HONG KONG.....		6,080
	ITALY.....		3,806
	JAPAN.....		67,377
	MEXICO.....		54,975
	PHILIPPINES.....		2,400
	SPAIN.....		5,194
	VENEZUELA.....		8,850
7326901000	OTHER ARTICLES OF TINPLATE, NESOI (NOT HOUSEHOLD) X		25,283
	CHINA (TAIWAN).....		2,376
	CHINA,PEOPLE'S REP.(MAINLAND).....		6,664
	MEXICO.....		7,003
	REPUBLIC OF KOREA.....		9,240
7326902500	CABLE/INNER WIRE FOR CALPR & CNTLVR BRAKES & CASNG KG	451	4,641
	CHINA (TAIWAN).....	451	4,641
7326904500	HORSE AND MULE SHOES OF IRON OR STEEL KG	38,883	143,531
	COLOMBIA.....	12,803	30,916
	GERMANY.....	2,410	14,743
	NETHERLANDS.....	23,670	97,872
7326908505	RODS FOR ELECTRICAL GROUNDING, OF IRON OR STEEL KG	39,108	39,770
	BRAZIL.....	15,633	20,153
	MEXICO.....	23,475	19,617
7326908530	HANGERS A SIM SUPPRTS FOR TUBES A PIPES, IRN/STEEL KG	1,289	3,928
	COLOMBIA.....	1,289	3,928
7326908560	LADDERS OF IRON OR STEEL NO	8,951	78,477
	CHINA,PEOPLE'S REP.(MAINLAND).....	8,806	40,308
	ITALY.....	145	38,169
7326908575	PAINT ROLLER FRAMES OF IRON OR STEEL NO	535,968	173,668
	CHINA (TAIWAN).....	104,760	32,514
	CHINA,PEOPLE'S REP.(MAINLAND).....	431,208	141,154
7326908585	OTHER ARTICLES OF IRON OR STEEL, NESOI KG	1,012,867	2,408,168
	BRAZIL.....	22,784	55,923
	CANADA.....	7,667	45,615
	CHILE.....	3,677	18,192
	CHINA (TAIWAN).....	63,872	279,339

TABLE 2 - IMPORTS INTO PUERTO RICO FROM FOREIGN COUNTRIES  
BY COMMODITY AND COUNTRY OF ORIGIN-FISCAL YEAR 2000

COMM-CODE	COMMODITY, COUNTRY AND UNIT OF QUANTITY	QUANTITY	VALUE-\$
	CHINA,PEOPLE'S REP.(MAINLAND).....	214,980	279,012
	COSTA RICA.....	2	2,816
	DOMINICAN REPUBLIC.....	13,197	29,559
	EL SALVADOR.....	7,792	40,651
	FRANCE.....	27,393	50,221
	GERMANY.....	883	44,838
	HONG KONG.....	14,101	32,367
	INDIA.....	98,416	88,169
	INDONESIA.....	286	2,124
	ITALY.....	96,469	130,609
	JAPAN.....	7,635	26,359
	MEXICO.....	135,647	272,531
	NETHERLANDS.....	302	31,069
	PANAMA.....	844	6,530
	REP. OF SOUTH AFRICA.....	1,836	9,091
	SPAIN.....	70,609	314,501
	SWEDEN.....	1,059	34,450
	UNITED KINGDOM OF GT BRITAIN.....	9,443	30,229
	VENEZUELA.....	213,973	583,973
	COPPER AND ARTICLES THEREOF..... TOTAL		7,393,928
7404006090	OTHER WASTE A SCRAP OF OTHER COPPER ALLOYS KG	8,132	66,253
	DOMINICAN REPUBLIC.....	8,132	66,253
7407105010	BARS A RDS REF CPFR HVG A RCTNGLR CRSS SCTN KG	169,532	318,041
	PERU.....	169,532	318,041
7407105050	BARS AND RODS NESOI OF REFINED COPPER KG	74,220	68,709
	BRAZIL.....	74,220	68,709
7407215000	LOW FUMING BRAZING RODS OF BRASS KG	18,303	33,488
	BRAZIL.....	18,303	33,488
7407217000	BRS A RDS, BRASS, HVG A RCTNGLR CRS SCTN KG	67,512	83,345
	FRANCE.....	12,915	24,500
	POLAND.....	18,119	29,761
	REPUBLIC OF KOREA.....	36,478	29,084
7407219000	BARS AND RODS OF BRASS, NESOI KG	105,330	203,272
	FRANCE.....	25,386	41,067
	POLAND.....	56,184	125,216
	REPUBLIC OF KOREA.....	23,760	36,989
7408113000	REF CU WIRE, MX CRS SCTN DIM OV 9.5MM KG	92,579	221,189
	CHILE.....	92,579	221,189
7408190000	REF CU WIRE W MAX CRS-SCTN UNDER 6 MM KG	20,811	60,877
	PERU.....	18,309	47,194
	SWITZERLAND.....	2,502	13,683
7408225000	WIRE, CUPRO-NI OR NICKEL SILVR NT CTD O PL W MTL KG	30,937	108,191
	MEXICO.....	30,937	108,191
7409111000	REF CU PL SHT STR COILS 5MM OR MORE THICK KG	2,835	6,765
	PERU.....	2,835	6,765
7409195000	RF CU PL SH STR MT CLD UN 5MM TH AT LST 500MM WIDE KG	36,900	90,334
	TURKEY.....	36,900	90,334
7409210090	BS PL SH STR COILS UN 500MM WIDE OV 1.6MM THICK KG	116,905	349,890
	ARGENTINA.....	16,799	42,169
	GERMANY.....	100,106	307,721
7409290090	BRS PL SH STR N C WDT UN 500MM OV 1.6 U 5MM THICK KG	70,177	157,158
	POLAND.....	70,177	157,158
7410110000	COPPER FOIL, NOT BACKED, OF REFINED COPPER KG	144,561	490,674
	SWEDEN.....	144,561	490,674
7410120030	FOIL OF COPPER-ZINC BASED ALLOYS (BRASS) NOT BACKE KG	56,872	188,278
	NETHERLANDS.....	18,441	59,920
	SWEDEN.....	38,431	128,358
7410213060	CU FL BCKD RF CU CL LAM NESOI M2	2,854	41,182
	CHINA (TAIWAN).....	1,674	10,011
	UNITED KINGDOM OF GT BRITAIN.....	1,180	31,171
7411101030	TUBE/PIPE REF CU SMLS OD 6MM NOV 16MM COIL ON SPLS KG	141,169	482,847
	FRANCE.....	16,564	48,484
	MALAYSIA.....	9,636	27,493
	MEXICO.....	102,101	369,200
	REPUBLIC OF KOREA.....	12,868	37,670
7411101090	OTHER TUBES AND PIPES OF REFINED COPPER, SEAMLESS KG	891,198	2,715,115
	CHILE.....	54,007	136,535

TABLE 2 - IMPORTS INTO PUERTO RICO FROM FOREIGN COUNTRIES  
BY COMMODITY AND COUNTRY OF ORIGIN-FISCAL YEAR 2000

COMM-CODE	COMMODITY, COUNTRY AND UNIT OF QUANTITY	QUANTITY	VALUE-\$
	FRANCE.....	813	2,534
	JAPAN.....	648,330	1,986,383
	MEXICO.....	188,048	589,663
7411105000	TUBES AND PIPES OF REFINED COPPER EXC SEAMLESS KG	51,992	160,175
	CHINA, PEOPLE'S REP.(MAINLAND).....	13,173	37,769
	MEXICO.....	38,819	122,406
7411211000	TUBES AND PIPES OF BRASS, SEAMLESS KG	57,072	177,195
	MEXICO.....	16,753	58,138
	REPUBLIC OF KOREA.....	40,319	119,057
7411215000	TUBES AND PIPES OF BRASS, EXCEPT SEAMLESS KG	43,370	182,855
	CANADA.....	23,864	125,255
	CHINA, PEOPLE'S REP.(MAINLAND).....	19,506	57,600
7411291000	PIPES AND TUBES OF COPPER ALLOYS, NESOI, SEAMLESS KG	49,184	61,662
	MEXICO.....	49,184	61,662
7411295000	PIPES AND TUBES OF COPPER ALLOY NESOI NOT SEAMLESS KG	37,930	98,313
	MEXICO.....	1,116	5,727
	VENEZUELA.....	36,814	92,586
7412100000	FITTINGS, PIPE AND TUBE OF REFINED COPPER KG	2,559	9,909
	CHINA, PEOPLE'S REP.(MAINLAND).....	2,559	9,909
7412200025	THREADED NIPPLES, TUBE/PIPE FITTINGS OF BRASS KG	4,951	26,989
	CHINA (TAIWAN).....	4,951	26,989
7412200035	T/P FITTINGS, THREADED, OF BRASS, OTH THAN NIPPLES KG	21,307	130,786
	CHINA (TAIWAN).....	21,307	130,786
7412200045	OTHER TUBE OR PIPE FITTINGS, BRASS, NOT THREADED KG	6,061	29,201
	CHINA (TAIWAN).....	4,970	21,896
	MEXICO.....	1,091	7,305
7412200065	THRD NIPPLES, T/P FITTINGS OF CU AL OTH THN BRASS KG	8,000	45,525
	CHINA (TAIWAN).....	8,000	45,525
7412200085	T/P FITTINGS OF CU AL OTH TN BRASS, OTH TN NIPPLES KG	877	6,676
	CHINA (TAIWAN).....	877	6,676
7413005000	CABLE, ETC NESOI OF CU NT INS NT MD INTO ARTCLS KG	1,729	6,625
	CHINA (TAIWAN).....	1,729	6,625
7415390000	OTHER THREADED FASTENERS NESOI OF COPPER KG	2,150	49,676
	CHILE.....	1,119	46,431
	CHINA, PEOPLE'S REP.(MAINLAND).....	1,031	3,245
7418192090	BRASS TABLE-OTH HSHLD ART AND PARTS THEREOF, NESOI KG	365	2,215
	CHINA (TAIWAN).....	365	2,215
7418195050	COPPER TABLE & OTH HSHLD ART/PRTS OTH BRASS, NESOI KG	1,847	14,214
	CHINA, PEOPLE'S REP.(MAINLAND).....	1,552	10,344
	DOMINICAN REPUBLIC.....	295	3,870
7418201000	SANITARY WARE AND PARTS THEREOF OF BRASS KG	4,331	28,588
	CHINA (TAIWAN).....	4,160	26,568
	SPAIN.....	171	2,020
7418205000	SANITARY WARE AND PARTS THEREOF OF COPPER EX BRASS KG	5,351	30,869
	CHINA (TAIWAN).....	5,269	28,325
	CHINA, PEOPLE'S REP.(MAINLAND).....	82	2,544
7419910010	BRS PLMBG GDS NESOI CST STMPD FRGD NT FRTHR WORKED KG	3,473	21,377
	CHINA (TAIWAN).....	3,473	21,377
7419910050	ART CU NESOI CST STMPD MLD FRGD NT FRTHR WORKED KG	8,219	63,096
	CHINA, PEOPLE'S REP.(MAINLAND).....	6,590	19,196
	ISRAEL.....	1,629	43,900
7419995010	BRASS PLUMBING GOODS NESOI KG	95,225	339,989
	ARGENTINA.....	9,281	129,749
	CANADA.....	76	6,582
	CHINA (TAIWAN).....	14,616	73,427
	CHINA, PEOPLE'S REP.(MAINLAND).....	21,580	82,538
	VENEZUELA.....	49,672	47,693
7419995050	OTHER ARTICLES OF COPPER, NESOI KG	33,326	222,385
	CHINA (TAIWAN).....	27,558	161,706
	CHINA, PEOPLE'S REP.(MAINLAND).....	845	4,631
	INDIA.....	600	8,201
	MEXICO.....	1,165	17,276
	MOROCCO.....	33	2,408
	THAILAND.....	2,911	19,595
	UNITED KINGDOM OF GT BRITAIN.....	214	8,568
	NICKEL AND ARTICLES THEREOF..... TOTAL	86,992	4,402,144
7504000010	NICKEL POWDERS KG	37	2,550

TABLE 2 - IMPORTS INTO PUERTO RICO FROM FOREIGN COUNTRIES  
BY COMMODITY AND COUNTRY OF ORIGIN-FISCAL YEAR 2000

COMM-CODE	COMMODITY, COUNTRY AND UNIT OF QUANTITY	QUANTITY	VALUE-\$
	UNITED KINGDOM OF GT BRITAIN.....	37	2,550
7506203000	PLTS SHT STRP NICKL ALLOY NOT COLD-FORMED KG	68,207	3,795,185
	GERMANY.....	68,207	3,795,185
7506206000	NICKEL ALLOY FOIL, OVER 0.15MM THICK KG	12,423	562,183
	UNITED KINGDOM OF GT BRITAIN.....	12,423	562,183
7508905000	OTHER ARTICLES OF NICKEL, NESOI KG	6,325	42,226
	UNITED KINGDOM OF GT BRITAIN.....	6,325	42,226
	ALUMINUM AND ARTICLES THEREOF..... TOTAL		48,087,592
7601103000	UNW AL NAL LST C-S DIM NT GR TH 9.5MM IN COILS KG	461,540	967,918
	CANADA.....	454,699	950,320
	CHINA, PEOPLE'S REP.(MAINLAND).....	6,841	17,598
7601106000	UNWROUGHT ALUMINUM NOT ALLOYED NESOI KG	17,094	35,990
	CANADA.....	17,094	35,990
7601203000	UNW ALM ALY LST CS DIM NT GR TH 9.5MM KG	41,110	74,866
	RUSSIA.....	41,110	74,866
7601209045	OTH UNW AL ALLOY OF UNIFM C-S THRU IT LNTH NT COIL KG	26,188	56,070
	VENEZUELA.....	26,188	56,070
7601209060	OTH UNW ALOY CONT 0.03 PCT OR MOR BY WEIGHT OF LEA KG	4,845,904	7,613,458
	BRAZIL.....	3,233,115	5,239,268
	CANADA.....	1,612,789	2,374,190
7601209090	ALMN ALLOY UNWRT NESOI KG	2,263,913	4,331,073
	BRAZIL.....	408,265	653,173
	CANADA.....	458,744	942,351
	NETHERLANDS.....	35,522	74,079
	PANAMA.....	18,302	40,018
	RUSSIA.....	347,603	638,641
	VENEZUELA.....	995,477	1,982,811
7602000090	AL WASTE AND SCRAP OTHER THAN USED BEV CONT SCRAP KG	32,531	11,620
	DOMINICAN REPUBLIC.....	19,531	4,830
	NETHERLAND ANTIL. EXC ARUBA.....	13,000	6,790
7604101000	ALUMINUM PROFILES NOT ALLOYED KG	1,421,312	4,323,756
	COLOMBIA.....	349,259	767,114
	DOMINICAN REPUBLIC.....	4,465	19,380
	MEXICO.....	607,860	2,167,668
	PANAMA.....	459,526	1,367,177
	SPAIN.....	202	2,417
7604210000	ALUMINUM ALLOY HOLLOW PROFILES KG	631,158	2,062,504
	CHINA, PEOPLE'S REP.(MAINLAND).....	12,168	35,196
	PANAMA.....	616,940	2,005,532
	SPAIN.....	2,050	21,776
7604291000	ALUMINUM ALLOY PROFILES NOT HOLLOW KG	71,149	234,189
	CHINA, PEOPLE'S REP.(MAINLAND).....	260	7,445
	COLOMBIA.....	8,152	28,420
	MEXICO.....	26,642	87,657
	PANAMA.....	19,865	65,892
	VENEZUELA.....	16,230	44,775
7604293010	AL ALY BR-RD HA RD C-S WI OTSI DIA OF LES TH 10MM KG	90,096	209,583
	CANADA.....	90,096	209,583
7604293050	AL ALY BR-RD HA RD C-S WI OTSI DIA OF 10MM OR MORE KG	1,085,989	2,285,088
	BRAZIL.....	303,653	652,282
	CANADA.....	590,891	1,212,326
	CZECH REPUBLIC.....	2,171	5,779
	GREECE.....	16,699	45,290
	VENEZUELA.....	172,575	369,411
7604295030	ALM AL BR RDS NT R CRS MX DM UN 10MM KG	31,437	54,840
	BRAZIL.....	18,994	42,399
	CHINA, PEOPLE'S REP.(MAINLAND).....	12,443	12,441
7604295060	AL ALY HA OT TH RD C-S W MX C-S DIM OF 10MM OR MOR KG	153,027	381,866
	CANADA.....	108,361	209,174
	MEXICO.....	44,666	172,692
7605110090	AL WIR NT ALY OF WHI TH MAX C-S DIM IS 7-9.5MM KG	15,982	34,686
	MEXICO.....	15,982	34,686
7605190000	AL WIR NT ALY OF WHI TH MAX C-S DIM IS 7MM OR LESS KG	21,001	54,724
	VENEZUELA.....	21,001	54,724
7606113060	ALUM PLT SHT STRP REC/SQ NAL NT CL OV.2-6.3MM THK KG	631	7,524
	CHINA (TAIWAN).....	617	4,716
	SWITZERLAND.....	14	2,808

TABLE 2 - IMPORTS INTO PUERTO RICO FROM FOREIGN COUNTRIES  
BY COMMODITY AND COUNTRY OF ORIGIN-FISCAL YEAR 2000

COMM-CODE	COMMODITY, COUNTRY AND UNIT OF QUANTITY	QUANTITY	VALUE-\$
7606123090	AL PL SH A ST RE SQ NT CLD 6.3MM OL THK NESOI KG	2,195,250	4,217,335
	BAHRAIN.....	61,085	119,108
	BRAZIL.....	360,398	709,576
	CANADA.....	246,095	453,975
	GREECE.....	18,290	41,151
	REPUBLIC OF KOREA.....	39,853	64,607
	RUSSIA.....	401,683	734,396
	VENEZUELA.....	1,067,846	2,094,522
7606126000	AL PLA SHE A STR REC IN SQ ALLOY CLAD OV 0.2MM THK KG	887,654	1,649,432
	BRAZIL.....	278,585	599,778
	RUSSIA.....	609,069	1,049,654
7606913090	AL P S S NESOI NT ALYD NT CLD THCKNSS 6.3MM O LESS KG	34,812	50,844
	INDIA.....	34,812	50,844
7606923090	AL P S S NESOI ALOY NT CLD 6.3MM OR LESS THICK KG	670,566	1,342,298
	INDIA.....	43,075	62,950
	RUSSIA.....	324,876	642,729
	VENEZUELA.....	302,615	636,619
7606926080	ALM AL P S S OTH NESOI CLD OV 0.2MM-UN 6.3MM THCK KG	1,358,198	2,321,692
	BRAZIL.....	451,744	719,880
	CANADA.....	807,171	1,413,212
	RUSSIA.....	79,312	150,906
	VENEZUELA.....	19,971	37,694
7607113000	AL FOIL NT BKD RLD NT OV 0.01MM THK KG	112,206	376,117
	COSTA RICA.....	112,206	376,117
7607116000	AL FL NT BCKD ETC OV 0.01MM BT NT OV 0.15 THCK KG	12,225	51,027
	ARGENTINA.....	12,225	51,027
7607119060	ALUM FOIL CAN STOCK, NOT BACKED, LID STOCK KG	12,465	77,059
	SPAIN.....	12,465	77,059
7607119090	OTHR ALUM FOIL NOV 0.2MM THK NT BKD, NESOI KG	1,466	12,544
	MEXICO.....	1,466	12,544
7607191000	AL FO OF A TH N EX 0.2M N BA ETCHED CAPACI FOIL X		455,439
	AUSTRIA.....		42,363
	COSTA RICA.....		61,996
	GERMANY.....		166,707
	ITALY.....		184,373
7607196000	ALUM FOIL NESOI NOT BACKED KG	40,350	375,317
	AUSTRIA.....	93	3,360
	COSTA RICA.....	18,897	37,240
	GERMANY.....	20,582	312,609
	MEXICO.....	344	2,812
	UNITED KINGDOM OF GT BRITAIN.....	434	19,296
7607201000	AL FL NOV 0.2MM TH BK CV/DC ETC KG	101,217	1,087,684
	AUSTRIA.....	1,297	39,594
	FRANCE.....	21,852	142,732
	GERMANY.....	6,636	132,601
	MEXICO.....	374	3,056
	SPAIN.....	39,898	592,412
	UNITED KINGDOM OF GT BRITAIN.....	2,147	11,360
	VENEZUELA.....	29,013	165,929
7607205000	AL FL NOV 0.2MM TH BK NT CV/DC ETC KG	63,398	409,241
	AUSTRIA.....	171	2,956
	CANADA.....	6,795	62,720
	GERMANY.....	10,548	134,708
	NETHERLANDS.....	2,524	8,269
	SPAIN.....	8,182	117,558
	VENEZUELA.....	35,178	83,030
7608100090	AL TBS A PPS EXC SMLSS NT ALLOYED KG	366	4,200
	BRAZIL.....	366	4,200
7609000000	ALU TUB OR PIP FIT (COUPLINGS ELBOWS SLEEVES) KG	7,807	72,677
	MEXICO.....	7,807	72,677
7610100010	ALUMINUM WINDOWS AND THEIR FRAMES KG	84,301	330,265
	MEXICO.....	81,843	303,520
	SPAIN.....	2,458	26,745
7610100020	ALUMINUM THRESHOLDS FOR DOORS KG	15,167	78,361
	MEXICO.....	992	3,602
	SPAIN.....	14,175	74,759
7610100030	ALUMINUM DOORS KG	214,589	852,473
	CHILE.....	10,109	31,260
	CHINA (TAIWAN).....	2,764	9,489

TABLE 2 - IMPORTS INTO PUERTO RICO FROM FOREIGN COUNTRIES  
BY COMMODITY AND COUNTRY OF ORIGIN-FISCAL YEAR 2000

COMM-CODE	COMMODITY, COUNTRY AND UNIT OF QUANTITY	QUANTITY	VALUE-\$
	COLOMBIA.....	11,732	43,993
	EL SALVADOR.....	129,706	469,578
	MEXICO.....	40,071	149,770
	SPAIN.....	19,978	143,338
	UNITED KINGDOM OF GT BRITAIN.....	229	5,045
7610900040	OTHER ALUMINUM-ARCHITECTURAL AND ORNAMENTAL WORK KG	6,075	54,400
	CHINA,PEOPLE'S REP.(MAINLAND).....	6,075	54,400
7610900080	ALUMINUM STRUCTURES AND PARTS NESOI KG	86,942	400,067
	CANADA.....	24,626	51,175
	CHINA,PEOPLE'S REP.(MAINLAND).....	1,226	4,912
	EL SALVADOR.....	25,057	117,067
	SPAIN.....	36,033	226,913
7611000030	ALUMINUM TANKS W CPCTY EXCEEDING 300 LITERS NO	1	13,900
	CANADA.....	1	13,900
7612100000	ALUMINUM COLLAPSIBLE TUBULAR CONTAINERS NT OV 300L NO	39,175,932	2,219,048
	CANADA.....	671,046	80,954
	CZECH REPUBLIC.....	1,096,704	37,848
	FRANCE.....	247,963	22,228
	GERMANY.....	30,645,926	1,330,222
	ITALY.....	43,038	3,638
	VENEZUELA.....	6,471,255	744,158
7612901030	ALUM CANS OF A CAPACITY NT EXCDG 355 ML NO	13,863,391	1,994,114
	FRANCE.....	2,658,425	290,946
	GERMANY.....	3,822	62,876
	VENEZUELA.....	11,201,144	1,640,292
7612901090	ALUM CANS NESOI W CAPACITY 3.8 LITERS BT NT OV 20L NO	2,156,424	362,965
	FRANCE.....	1,564,378	284,667
	GERMANY.....	592,046	78,298
7612905000	ALUMINUM CONTAINERS, NESOI NO	900	131,956
	JAPAN.....	900	131,956
7614101000	STD WR ETC W STL CR NOT FTD W FTGS NT MADE INT ART KG	230,080	572,048
	MEXICO.....	119,113	326,462
	VENEZUELA.....	110,967	245,586
7615110000	ALUMINUM POT SCOURERS & SCOURING OR POLISHING PADS KG	1,666	2,805
	DOMINICAN REPUBLIC.....	1,666	2,805
7615193000	ALUMINUM COOKING & KITCHEN WARE ENAMELED NOT CAST NO	150,523	464,824
	BRAZIL.....	14,478	62,183
	CHINA,PEOPLE'S REP.(MAINLAND).....	7,600	2,432
	COLOMBIA.....	72,081	273,470
	HONG KONG.....	21,400	32,880
	INDIA.....	17,811	40,307
	ITALY.....	17,153	53,552
7615195000	CAST ALUMINUM COOKING KITCHEN WARE NT ENAM OR GLZD NO	102,896	494,670
	BRAZIL.....	6,864	66,935
	CHINA,PEOPLE'S REP.(MAINLAND).....	29,844	128,560
	COLOMBIA.....	66,188	299,175
7615197030	ALUMINUM COOKWARE NESOI NT CAST NT ENAMELED/GLAZED NO	537,610	1,322,771
	BRAZIL.....	30,624	282,381
	CHINA,PEOPLE'S REP.(MAINLAND).....	152,612	149,237
	COLOMBIA.....	204,546	479,532
	DOMINICAN REPUBLIC.....	23,436	70,413
	HONG KONG.....	19,208	17,150
	INDIA.....	19,933	72,888
	ITALY.....	75,934	210,039
	MEXICO.....	4,425	24,506
	VENEZUELA.....	6,892	16,625
7615197060	OTHER ALUMINUM KITCHEN WARE, NESOI NO	103,986	234,927
	BRAZIL.....	6,720	40,377
	CHINA,PEOPLE'S REP.(MAINLAND).....	63,920	62,552
	COLOMBIA.....	9,664	32,033
	DOMINICAN REPUBLIC.....	6,868	21,273
	INDIA.....	3,472	31,074
	ITALY.....	13,342	47,618
7615199000	OTHER ALUMINUM HOUSEHOLD WARE NESOI KG	6,259	32,811
	CHILE.....	326	3,067
	CHINA,PEOPLE'S REP.(MAINLAND).....	4,241	20,143
	FRANCE.....	602	6,494
	SPAIN.....	1,090	3,107
7615200000	ALUMINUM SANITARY WARE AND PARTS THEREOF KG	6,885	47,605

TABLE 2 - IMPORTS INTO PUERTO RICO FROM FOREIGN COUNTRIES  
BY COMMODITY AND COUNTRY OF ORIGIN-FISCAL YEAR 2000

COMM-CODE	COMMODITY, COUNTRY AND UNIT OF QUANTITY	QUANTITY	VALUE-\$
	CHINA (TAIWAN).....	801	5,180
	PORTUGAL.....	6,084	42,425
7616101000	ALUM NAILS TACKS STAPLES NT 8305 KG	40,518	23,072
	DOMINICAN REPUBLIC.....	891	5,000
	TRINIDAD @ TOBAGO.....	39,627	18,072
7616103000	ALUMINUM RIVETS KG	7,979	26,631
	CHINA (TAIWAN).....	2,626	11,122
	CHINA,PEOPLE'S REP.(MAINLAND).....	1,164	6,086
	COLOMBIA.....	1,860	3,350
	HONG KONG.....	2,329	6,073
7616910000	CLOTH, GRILL, NETTING & FENCING OF ALUMINUM WIRE KG	660	16,978
	CANADA.....	660	16,978
7616995030	ALUMINUM LADDERS NO	13,358	401,272
	MEXICO.....	10,441	309,220
	VENEZUELA.....	2,917	92,052
7616995075	ARTICLES OF ALUMINUM WIRE NESOI KG	617	3,904
	CHINA,PEOPLE'S REP.(MAINLAND).....	617	3,904
7616995090	ARTICLES OF ALUMINUM NESOI KG	1,151,375	2,763,064
	ARGENTINA.....	90,104	411,265
	BRAZIL.....	314,061	612,749
	CANADA.....	8,959	97,727
	CHINA (TAIWAN).....	21,760	57,423
	CHINA,PEOPLE'S REP.(MAINLAND).....	566	9,159
	GERMANY.....	274	5,670
	INDONESIA.....	820	2,920
	ITALY.....	6,914	137,648
	MEXICO.....	19,168	74,475
	NETHERLAND ANTIL. EXC ARUBA.....	82	2,057
	PANAMA.....	755	5,300
	PHILIPPINES.....	5,143	18,562
	REPUBLIC OF KOREA.....	6,117	45,236
	SPAIN.....	6,329	15,406
	VENEZUELA.....	670,323	1,267,467
	LEAD AND ARTICLES THEREOF..... TOTAL	60,256	41,905
7801100000	REFINED LEAD, UNWROUGHT KG	60,256	41,905
	CANADA.....	60,256	41,905
	ZINC AND ARTICLES THEREOF..... TOTAL	30,712	155,272
7904000000	ZINC BARS, RODS, PROFILES AND WIRE KG	8,736	11,900
	VENEZUELA.....	8,736	11,900
7907001000	ZINC ARTICLES HOUSEHOLD TABLE KITCHEN WARE KG	18,632	120,466
	CHINA (TAIWAN).....	18,632	120,466
7907006000	OTHER ARTICLES OF ZINC KG	3,344	22,906
	CHINA (TAIWAN).....	3,344	22,906
	TIN AND ARTICLES THEREOF..... TOTAL		669,818
8007001010	TIN ARTICLES NESOI SUTBL F FOOD O BEVRG SERVICE NPM NO	5,002,793	322,774
	DOMINICAN REPUBLIC.....	5,002,793	322,774
8007001050	TIN ARTS NESOI NT SUTBLE FOR FOOD OR BEVRG SERVICE X		4,798
	SPAIN.....		4,798
8007005000	TIN ARTLS NESOI E G CNTRS PWTR CLPS TBS AND ETC KG	374,377	342,246
	DOMINICAN REPUBLIC.....	374,377	342,246
	OTHER BASE METALS;CERMETS; ARTICLES THEREOF..... TOTAL	43,132	499,229
8101930000	TUNGSTEN WIRE KG	6,242	453,678
	GERMANY.....	6,242	453,678
8102930000	MOLYBDENUM WIRE KG	484	21,971
	GERMANY.....	484	21,971
8111006000	OTHER MANGANESE, NESOI, WROUGHT KG	36,406	23,580
	VENEZUELA.....	36,406	23,580
	TOOLS, IMPLEMENTS,CUTLERY, SPOONS AND FORKS, OF BASE METAL; PARTS THEREOF OF BASE METAL..... TOTAL		10,616,635



TABLE 2 - IMPORTS INTO PUERTO RICO FROM FOREIGN COUNTRIES  
BY COMMODITY AND COUNTRY OF ORIGIN-FISCAL YEAR 2000

COMM-CODE	COMMODITY, COUNTRY AND UNIT OF QUANTITY	QUANTITY	VALUE-\$
8201100000	SPADES AND SHOVELS AND PARTS THEREOF OF BASE METAL X		410,295
	BRAZIL.....		151,164
	CHINA, PEOPLE'S REP. (MAINLAND).....		5,616
	MEXICO.....		206,740
	SPAIN.....		30,585
	VENEZUELA.....		16,190
8201200000	FORKS AND PARTS BSE MTL AGRIC HORTIC FORSTRY X		6,130
	BRAZIL.....		3,228
	MEXICO.....		2,902
8201300000	MATTOCKS, PICKS, HOES AND RAKES, A PTS, OF BSE MTL X		291,314
	BRAZIL.....		29,449
	CHINA (TAIWAN).....		49,090
	CHINA, PEOPLE'S REP. (MAINLAND).....		40,575
	INDIA.....		4,800
	MEXICO.....		70,343
	SPAIN.....		2,606
	VENEZUELA.....		94,451
8201403000	MACHETES AND PARTS THEREOF OF BASE METAL X		206,342
	BRAZIL.....		30,522
	COLOMBIA.....		36,984
	DOMINICAN REPUBLIC.....		2,062
	EL SALVADOR.....		49,872
	GUATEMALA.....		20,526
	UNITED KINGDOM OF GT BRITAIN.....		66,376
8201406000	HEWING TOOLS OTH TH MACHETES, PARTS, BASE METAL X		30,578
	BRAZIL.....		6,704
	CHINA, PEOPLE'S REP. (MAINLAND).....		8,100
	MEXICO.....		15,774
8201500000	ONE-HNDED SECATEURS A SML ONE-HDED SHRS AND PTS NO	6,516	10,578
	CHINA (TAIWAN).....	4,716	5,682
	MEXICO.....	1,800	4,896
8201600000	HDGE SHRS, 2-HND SHEARS A PTS NO	3,240	11,690
	CHINA (TAIWAN).....	3,200	6,007
	GERMANY.....	40	5,683
8201903000	GRASS SHEARS AND PARTS THEREOF, BASE METAL NO	2,700	4,710
	CHINA (TAIWAN).....	2,700	4,710
8201906000	OTH HNDTOOLS FR AGR HORT FORSTRY A PTS BS MTL NES X		29,658
	BRAZIL.....		5,919
	CHINA, PEOPLE'S REP. (MAINLAND).....		6,581
	ITALY.....		6,146
	MEXICO.....		11,012
8202100000	HANDSAWS AND PARTS EXCEPT BLADES, BASE METAL NO	358,116	202,410
	BELGIUM.....	1,625	9,816
	CHINA, PEOPLE'S REP. (MAINLAND).....	30,508	19,524
	GERMANY.....	25,000	12,727
	INDIA.....	18,000	4,779
	MEXICO.....	177,352	64,920
	SPAIN.....	1,561	7,569
	SWEDEN.....	104,070	83,075
8202200030	METAL CUTTING BANDSAW BLADES OF BASE METAL NO	33,455	27,470
	FRANCE.....	20,600	8,140
	MEXICO.....	12,500	12,750
	UNITED KINGDOM OF GT BRITAIN.....	355	6,580
8202200060	BANDSAW BLADES EXC MTL CTING, PARTS, BASE METAL X		152,787
	MEXICO.....		5,994
	SWEDEN.....		146,793
8202390000	OTH CIRCULAR SAW BLDS (WRKNG PTS NOT STEEL) & PRTS NO	12,761	53,403
	CHINA, PEOPLE'S REP. (MAINLAND).....	2,300	19,162
	ITALY.....	1	4,098
	SWEDEN.....	10,460	30,143
8202406060	CH SAW BLDS A PTS BM OTHR, NT CONT LNTHS X		2,666
	CANADA.....		2,666
8202913000	HACKSAW BLADES OF BASE METAL NO	647,380	237,071
	CHINA, PEOPLE'S REP. (MAINLAND).....	154,080	9,535
	GERMANY.....	200,000	105,044
	MEXICO.....	204,000	72,523
	SWEDEN.....	89,300	49,969
8202916000	STRHT SAW BLDS F WRKNG MTL BM OTH THN HCKSW GRS	58	5,150

TABLE 2 - IMPORTS INTO PUERTO RICO FROM FOREIGN COUNTRIES  
BY COMMODITY AND COUNTRY OF ORIGIN-FISCAL YEAR 2000

COMM-CODE	COMMODITY, COUNTRY AND UNIT OF QUANTITY	QUANTITY	VALUE-\$
	FRANCE.....	58	5,150
8202990000	OTHER SAW BLADES AND PARTS, BASE METAL NO	10,826	7,008
	MEXICO.....	10,708	4,835
	UNITED KINGDOM OF GT BRITAIN.....	118	2,173
8203106000	FILES,RSPS A SMLR TLS OV 11 NOV 17CM LNG BM DOZ	20,960	125,548
	COLOMBIA.....	154	9,015
	INDIA.....	3,000	4,717
	MEXICO.....	17,806	111,816
8203109000	FILES,RSPS A SMLR TLS OV 17CM LNG BS MTL DOZ	9,629	84,354
	COLOMBIA.....	845	10,157
	INDIA.....	7,337	50,571
	MEXICO.....	1,447	23,626
8203202000	TWEEZERS BASE METAL NO	19,565	60,163
	GERMANY.....	11,592	22,250
	MEXICO.....	7,973	37,913
8203204000	SLIP JOINT PLIERS, BASE METAL DOZ	2,310	17,097
	CHINA,PEOPLE'S REP.(MAINLAND).....	2,310	17,097
8203206030	PLIERS EXCEPT SLIP JOINT, BASE METAL DOZ	21,822	112,252
	CHINA (TAIWAN).....	270	5,143
	CHINA,PEOPLE'S REP.(MAINLAND).....	10,347	45,345
	HONG KONG.....	250	2,369
	INDIA.....	10,493	38,894
	MEXICO.....	330	11,404
	SPAIN.....	100	3,120
	UNITED KINGDOM OF GT BRITAIN.....	32	5,977
8203206060	PNCRS A SMLR TLS EX PLRS O TWZRS, BS MTL DOZ	2,710	29,509
	CHINA (TAIWAN).....	150	17,013
	CHINA,PEOPLE'S REP.(MAINLAND).....	2,500	6,914
	COLOMBIA.....	7	2,278
	MEXICO.....	53	3,304
8203300000	METAL CUTTING SHEARS AND SIMILAR TOOLS, AND PARTS NO	3,560	18,383
	SPAIN.....	3,560	18,383
8203403000	PPE/BLT CTRS PRF PCHS W CT PTS 0.2P CR,MO,W O.1P V X		2,065
	CHINA (TAIWAN).....		2,065
8203406000	PPE O BLT CTRS, PERF PCHS A SMLR TLS, PTS, NESOI X		69,591
	BRAZIL.....		3,333
	CHINA (TAIWAN).....		6,923
	CHINA,PEOPLE'S REP.(MAINLAND).....		9,477
	GERMANY.....		5,252
	MEXICO.....		15,563
	SPAIN.....		3,812
	UNITED KINGDOM OF GT BRITAIN.....		25,231
8204110030	OPN-END,BX A COMB OPN-END A BX WRNCHES, BMTL NO	30,130	27,900
	CHINA,PEOPLE'S REP.(MAINLAND).....	28,640	9,472
	COLOMBIA.....	960	12,480
	MEXICO.....	530	5,948
8204110060	HND-OP SPNRS A WRNCHES NONADJ,PTS,BMTL,OTHER X		40,513
	CHINA (TAIWAN).....		16,162
	CHINA,PEOPLE'S REP.(MAINLAND).....		9,840
	HONG KONG.....		2,069
	INDIA.....		5,968
	IRELAND.....		3,442
	MEXICO.....		3,032
8204120000	HND-OP SPNRS A WRNCHES ADJUSTBLE,PTS,BS MTL NO	46,366	79,012
	CHINA (TAIWAN).....	15,624	20,343
	CHINA,PEOPLE'S REP.(MAINLAND).....	22,176	21,171
	INDIA.....	4,000	3,031
	ITALY.....	59	3,125
	MEXICO.....	3,485	16,826
	SPAIN.....	368	5,699
	UNITED KINGDOM OF GT BRITAIN.....	654	8,817
8204200000	SCKT WRNCHS W/VO HNDLS,DRVS,A EXTNSNS,PTS, BS MTL X		29,933
	CHINA (TAIWAN).....		2,329
	CHINA,PEOPLE'S REP.(MAINLAND).....		16,359
	INDIA.....		3,031
	MEXICO.....		8,214
8205100000	DRILLING, THREADING OR TAPPING TOOLS A PTS, BS MTL X		20,802
	GERMANY.....		8,758
	ITALY.....		3,597

TABLE 2 - IMPORTS INTO PUERTO RICO FROM FOREIGN COUNTRIES  
BY COMMODITY AND COUNTRY OF ORIGIN-FISCAL YEAR 2000

COMM-CODE	COMMODITY, COUNTRY AND UNIT OF QUANTITY	QUANTITY	VALUE-\$
	MEXICO.....		6,310
	SPAIN.....		2,137
8205203000	HMMRS A SLDG HMMRS,HDS NOV 1.5KG EA, BS MTL DOZ	10,436	90,950
	BRAZIL.....	2,539	14,981
	CHINA,PEOPLE'S REP.(MAINLAND).....	6,856	51,252
	MEXICO.....	1,041	24,717
8205206000	HMMRS A SLDG HMMRS,HDS OV 1.5KG EA, BS MTL DOZ	1,653	88,306
	BRAZIL.....	210	7,429
	CHINA,PEOPLE'S REP.(MAINLAND).....	135	4,891
	INDIA.....	213	5,473
	MEXICO.....	1,095	70,513
8205303000	PLNS,CHSLs,GGs ETC WDWKG,OVR 0.2P CR,MO,W 0.1P V X		6,425
	COLOMBIA.....		3,067
	MEXICO.....		3,358
8205306000	PLNS, CHSLs, GGS ETC WDWG, PTS, NESOI X		134,901
	BRAZIL.....		5,244
	CANADA.....		11,547
	CHINA,PEOPLE'S REP.(MAINLAND).....		2,480
	INDIA.....		26,699
	ITALY.....		17,610
	JAPAN.....		8,908
	MEXICO.....		38,835
	VENEZUELA.....		23,578
8205400000	SCREWDRIVERS,AND PARTS THEREOF, BASE METAL X		28,336
	CHINA,PEOPLE'S REP.(MAINLAND).....		22,099
	JAPAN.....		6,237
8205513030	OTHER KITCHEN AND TABLE IMPLEMENTS, OF IRN O STL NO	169,884	88,148
	BRAZIL.....	2,076	2,026
	CHINA (TAIWAN).....	12,000	9,806
	CHINA,PEOPLE'S REP.(MAINLAND).....	154,536	73,700
	SPAIN.....	1,272	2,616
8205513060	HOUSEHOLD TOOLS AND PARTS, IRON OR STEEL, NESOI X		51,818
	BRAZIL.....		4,045
	CHINA (TAIWAN).....		6,139
	CHINA,PEOPLE'S REP.(MAINLAND).....		22,429
	ITALY.....		12,399
	SPAIN.....		6,806
8205517500	HOUSEHOLD TOOLS AND PARTS, OTHER BASE METAL X		5,899
	CHINA (TAIWAN).....		2,437
	CHINA,PEOPLE'S REP.(MAINLAND).....		3,462
8205591000	PIPE TOOLS AND PARTS THEREOF, BASE METAL X		2,572
	CHINA,PEOPLE'S REP.(MAINLAND).....		2,572
8205593000	CROWBARS, TRACK TOOLS A WEDGES, PARTS, BASE METAL KG	3,503	20,771
	MEXICO.....	2,837	5,216
	SPAIN.....	666	15,555
8205594500	CAULKING GUNS OF IRON OR STEEL X		43,750
	CHINA (TAIWAN).....		22,891
	CHINA,PEOPLE'S REP.(MAINLAND).....		15,776
	HONG KONG.....		5,083
8205595510	OTHER EDGED HAND-TOOLS OF IRON OR STEEL, NESOI NO	68,481	97,273
	BRAZIL.....	10,212	11,261
	CHINA (TAIWAN).....	53,348	64,102
	ITALY.....	4,920	19,160
	UNITED KINGDOM OF GT BRITAIN.....	1	2,750
8205595560	OTHER HAND TOOLS (INC PARTS) OF IRON OR STEEL, NES X		304,472
	BRAZIL.....		6,471
	CHINA (TAIWAN).....		83,764
	CHINA,PEOPLE'S REP.(MAINLAND).....		66,163
	COLOMBIA.....		2,736
	HONG KONG.....		2,048
	INDIA.....		10,085
	ITALY.....		43,399
	MEXICO.....		20,240
	SPAIN.....		33,654
	UNITED KINGDOM OF GT BRITAIN.....		21,487
	VENEZUELA.....		14,425
8205597000	OTHER HANDTOOLS AND PARTS, ALUMINUM KG	664	6,346
	CHINA (TAIWAN).....	664	6,346
8205598000	OTHER HANDTOOLS AND PARTS, OTHER BASE METAL X		456,993

TABLE 2 - IMPORTS INTO PUERTO RICO FROM FOREIGN COUNTRIES  
BY COMMODITY AND COUNTRY OF ORIGIN-FISCAL YEAR 2000

COMM-CODE	COMMODITY, COUNTRY AND UNIT OF QUANTITY	QUANTITY	VALUE-\$
	BRAZIL.....		25,072
	CANADA.....		25,598
	CHINA (TAIWAN).....		70,133
	CHINA,PEOPLE'S REP.(MAINLAND).....		9,503
	GERMANY.....		11,201
	HONG KONG.....		2,195
	ISRAEL.....		7,560
	ITALY.....		4,559
	MEXICO.....		13,221
	SPAIN.....		287,951
8205700030	PIPE VISES.....NO	1,125	2,187
	INDIA.....	1,125	2,187
8205700060	VISES OTHER THAN PIPE.....NO	87,593	168,746
	CHINA (TAIWAN).....	40,000	2,582
	CHINA,PEOPLE'S REP.(MAINLAND).....	544	14,008
	INDIA.....	29,684	11,933
	ITALY.....	58	7,245
	UNITED KINGDOM OF GT BRITAIN.....	27	3,378
	VENEZUELA.....	17,280	129,600
8205700090	CLAMPS AND SIMILAR HANDTOOLS, NOT VISES, AND PARTS.....NO	152,034	380,356
	CANADA.....	9,500	5,625
	CHINA (TAIWAN).....	105,965	344,699
	CHINA,PEOPLE'S REP.(MAINLAND).....	6,760	2,607
	DOMINICAN REPUBLIC.....	23,616	2,007
	INDIA.....	2,466	2,115
	MEXICO.....	2,112	5,907
	UNITED KINGDOM OF GT BRITAIN.....	1,615	17,396
8205800000	ANVS,PFRGS,HD/PD-OP GRND WHLS W/FRMWRK;BM PTS THOF.....NO	28,581	66,050
	GERMANY.....	28,581	66,050
8207193090	ROCK DRILNG/EARTH BORING TLS>.2% Cr,Mo,ETC; NESOI.....X		12,001
	ITALY.....		5,700
	MEXICO.....		6,301
8207196030	PERCUSSION ROCK DRILL BITS AND PARTS THEREOF;NESOI.....NO	13	2,414
	GERMANY.....	13	2,414
8207196090	ROCK DRILLING OR EARTH BORING TLS AND PARTS, NESOI.....X		9,853
	CANADA.....		6,849
	ITALY.....		3,004
8207303000	PRSG STMPG PNCH TLS STBL F CTG MTL A PT.....X		3,480
	GERMANY.....		3,480
8207306030	STMPG DIES A PTS NT SUTBL F CTG MTL.....X		2,528
	UNITED KINGDOM OF GT BRITAIN.....		2,528
8207306060	DIES MTL FORMG A THRD ROLLG A PTS.....X		2,763
	BRAZIL.....		2,763
8207306090	TLS PR ST PU NESOI NT MTL CTG.....X		52,942
	SPAIN.....		52,942
8207406000	TOLS F TPPG O THRDG NESOI A PARTS.....X		30,957
	COLOMBIA.....		3,353
	SPAIN.....		27,604
8207502030	MASONRY DRLS W CTG PT OF SPC MTL CNTS.....X		8,808
	CHINA,PEOPLE'S REP.(MAINLAND).....		5,850
	ITALY.....		2,958
8207502055	OTHER TWIST DRLS W CUTTING PART OF SPEC METAL CONT.....NO	181,700	24,600
	CHINA,PEOPLE'S REP.(MAINLAND).....	96,200	15,354
	GERMANY.....	85,500	9,246
8207502080	OTH DRILLING TOOLS W CUTTING PART OF SPEC METAL CNT.....NO	100,670	37,717
	CHINA (TAIWAN).....	95,300	34,110
	MEXICO.....	5,370	3,607
8207504030	TWST DRLLS METAL CUTTG.....NO	124,706	25,861
	CHINA,PEOPLE'S REP.(MAINLAND).....	121,500	12,091
	MEXICO.....	3,206	13,770
8207504060	DRILLING TOOLS NESOI, METAL-CUTTING PTS.....X		2,346
	MEXICO.....		2,346
8207506000	HANDTOOL DRILLS NT SUTBL F CUTTG METL P.....X		10,247
	CHINA,PEOPLE'S REP.(MAINLAND).....		5,836
	ITALY.....		2,340
	MEXICO.....		2,071
8207508000	DRILLG TLS EX RK DR NESOI NT MTL CTG P.....X		393,516
	CHINA,PEOPLE'S REP.(MAINLAND).....		388,409
	SPAIN.....		5,107

TABLE 2 - IMPORTS INTO PUERTO RICO FROM FOREIGN COUNTRIES  
BY COMMODITY AND COUNTRY OF ORIGIN-FISCAL YEAR 2000

COMM-CODE	COMMODITY, COUNTRY AND UNIT OF QUANTITY	QUANTITY	VALUE-\$
8207706060	OTHR MILLING TOOLS NESOI INCLDG PARTS GERMANY.....	NO 98	2,508 2,508
8207806000	TURNNG TLS NESOI NT CNT SPEC MET CTG PTS UNITED KINGDOM OF GT BRITAIN.....	X 7,200	7,200 7,200
8207901500	FILES A RASPS INC RTRY INTRCHNGBLE, AND PARTS SPAIN.....	DOZ 60	5,722 5,722
8207903080	OTH WDWRKNG TLS FOR CUT W SPEC MTL CNT CUTTING PRT CHINA,PEOPLE'S REP.(MAINLAND).....	X 6,500	6,500 6,500
8207904500	OTH INTRCHNGBL TOOLS F CTTNG MTL, PARTS, NESOI CHINA (TAIWAN).....	X 18,582	18,582 11,051
	GERMANY.....		3,546
	SLOVENIA.....		3,985
8207906000	OTH INTRCHNGBL TLS F HDTLS NT MTL CTNG, PTS, NESOI BELGIUM.....	X 14,943	14,943 3,431
	CHINA (TAIWAN).....		6,713
	GERMANY.....		2,118
	MEXICO.....		2,681
8207907585	OTH INTCHBL TLS NT ROUTER BTS O CUTTRHDS NT HNDTLS CHINA (TAIWAN).....	X 52,702	52,702 26,156
	GERMANY.....		21,981
	MEXICO.....		2,433
	SPAIN.....		2,132
8208100030	KNVS CTNG BLDs MTL WRK OV 30.5CM L OR 15.2CM D CHINA (TAIWAN).....	NO 983	983 3,753
8208200090	KNIVES AND CUTTING BLADES, WD WRKNG, PTS, OTHER JAPAN.....	NO 60	60 5,590
8208906000	KNVS CTNG BLDs MACH A MECH APPLNCES, BS MTL PTS NE GERMANY.....	NO 1,050	1,050 8,032
	SPAIN.....		150
8211911000	TBL KNIVES FB SLVR-PLTD HNDLS FRANCE.....	NO 1,033	1,033 6,862
	GERMANY.....		33
			2,726
8211912500	TBL KNVS FB SS HNDL NI OR O10P MN, OTHER HONG KONG.....	PCS 28,588	28,588 14,993
8211913000	TBL KNVS FB SS HNDL UN25C EA NOV 25.9CM LONG CHINA,PEOPLE'S REP.(MAINLAND).....	PCS 24,000	24,000 3,798
8211915030	STEAK KNIVES FB RUBBER OR PLSTC HNDLS BRAZIL.....	NO 111,684	111,684 65,400
	CHINA,PEOPLE'S REP.(MAINLAND).....		30,960
	HONG KONG.....		14,385
8211915060	TBL KNVS FB RUBBER OR PLSTC HNDLS NT STK BRAZIL.....	NO 338,073	338,073 128,068
	CHINA,PEOPLE'S REP.(MAINLAND).....		43,605
	SWEDEN.....		291,468
8211918030	STEAK KNIVES WITH HANDLES, NESOI CHINA,PEOPLE'S REP.(MAINLAND).....	NO 98,400	98,400 45,484
	JAPAN.....		97,392
8211922000	KTCN A BTCHR KNVS FB RBBR O PLSTC HNDLS BRAZIL.....	NO 143,571	143,571 108,547
	COLOMBIA.....		132,240
	DOMINICAN REPUBLIC.....		7,128
	SWEDEN.....		2,400
8211929030	KITCHEN AND BUTCHER KNIVES WITH FIXED BLADES BRAZIL.....	NO 177,739	177,739 122,059
	CHINA,PEOPLE'S REP.(MAINLAND).....		135,085
8211929060	OTHER KNIVES WITH FIXED HANDLES EL SALVADOR.....	NO 18,760	18,760 26,860
8211930030	PN A PKT KNVS ETC W FLDNG BLDs, BRAZIL.....	NO 7,536	7,536 13,792
8211941000	BLADES FOR KNIVES HAVING FIXED BLADES REPUBLIC OF KOREA.....	NO 42,500	42,500 89,510
8211945000	BLADES FOR KNIVES NOT HAVING FIXED BLADES FRANCE.....	NO 362	362 5,530
	GERMANY.....		212
8212100000	RAZORS CHINA,PEOPLE'S REP.(MAINLAND).....	NO 15,249,975	15,249,975 3,352,370
	COLOMBIA.....		62,300
	INDIA.....		1,180,896
	MEXICO.....		322,560
			13,407,739
			3,104,617

TABLE 2 - IMPORTS INTO PUERTO RICO FROM FOREIGN COUNTRIES  
BY COMMODITY AND COUNTRY OF ORIGIN-FISCAL YEAR 2000

COMM-CODE	COMMODITY, COUNTRY AND UNIT OF QUANTITY	QUANTITY	VALUE-\$
	VENEZUELA.....	276,480	45,373
8212200010	SAFETY RAZOR BLADES A BLADE BLANKS IN STRIPS,NESOI NO	4,464,296	458,313
	EGYPT.....	114,336	49,918
	GERMANY.....	100,000	2,850
	ISRAEL.....	3,144,960	306,095
	LEBANON.....	1,105,000	99,450
8213003000	SCSRS TLRS A SMLR SHRS BLDs OTH BM PTS NO\$1.75/DOZ NO	84,672	10,657
	CHINA,PEOPLE'S REP.(MAINLAND).....	63,072	7,943
	HONG KONG.....	21,600	2,714
8213006000	PINKING SHEARS OVER \$30/DOZEN, INCL BS MTL PRTS NO	288	3,790
	SPAIN.....	288	3,790
8213009000	OTH SCSRS TLRS A SMLR SHRS BDS OTH BM PTS O\$1.75/D NO	217,468	129,499
	BRAZIL.....	19,745	28,291
	CANADA.....	3,600	2,998
	CHINA (TAIWAN).....	54,240	16,759
	CHINA,PEOPLE'S REP.(MAINLAND).....	117,832	39,656
	GERMANY.....	145	6,337
	MEXICO.....	9,324	17,091
	REPUBLIC OF KOREA.....	11,000	6,880
	SPAIN.....	1,582	11,487
8214100000	PPR KNVS LTR OPNRS ERSNG KNVS PNCL SHPNRS, BM PTS NO	474,773	45,170
	BRAZIL.....	38,500	4,173
	CHINA,PEOPLE'S REP.(MAINLAND).....	412,672	35,688
	HONG KONG.....	14,976	2,484
	PANAMA.....	8,625	2,825
8214203000	MANCR PDCR INSTMTS NT SETS, BM PARTS X		21,044
	GERMANY.....		18,720
	REPUBLIC OF KOREA.....		2,324
8214209000	MNCR PDCR STS A COMB STS, CONT F RTL SALE NT LTHR X		15,197
	GERMANY.....		11,090
	REPUBLIC OF KOREA.....		4,107
8214903000	CLEAVERS WITH THEIR HANDLES,NESOI NO	4,356	3,921
	BRAZIL.....	4,356	3,921
8214909000	OTHER ARTCLS OF CUTLERY NESOI,INCL PARTS, NESOI NO	13,800	2,961
	HONG KONG.....	13,800	2,961
8215100000	STS ASSTD TBLWR AT LST 1 PREC MTL PLTD, BM PARTS PCS	324	7,753
	FRANCE.....	324	7,753
8215200000	STS ASSRTD TBLWR NO PREC MTL, IN BS MT PTS PCS	79,408	184,711
	CHINA,PEOPLE'S REP.(MAINLAND).....	58,000	59,482
	GERMANY.....	1,248	3,069
	ITALY.....	20,160	122,160
8215913000	TABLE AND KTCHN FORKS PREC MTL PLT AND PARTS NO	1,217	6,289
	FRANCE.....	117	2,849
	GERMANY.....	1,100	3,440
8215916000	TBLWR SPNS A LDLS PREC MTL PLTD, PTS NO	2,024	7,242
	FRANCE.....	124	2,517
	GERMANY.....	1,900	4,725
8215991000	FRKS SS HNDLS OTHR UNDR 25 CNTS EA PCS	334,400	36,958
	CHINA,PEOPLE'S REP.(MAINLAND).....	216,000	22,436
	INDIA.....	118,400	14,522
8215991500	FRKS SS HNDLS OTHR 25 CENTS AO EACH PCS	31,645	23,038
	CHINA (TAIWAN).....	5,472	3,283
	CHINA,PEOPLE'S REP.(MAINLAND).....	5,472	3,283
	FRANCE.....	126	3,201
	INDIA.....	18,000	8,518
	MEXICO.....	2,000	2,400
	REPUBLIC OF KOREA.....	575	2,353
8215992000	FORKS, RUBBER OR PLASTIC HANDLES, BASE METAL PARTS NO	204,480	29,638
	BRAZIL.....	5,040	4,662
	CHINA,PEOPLE'S REP.(MAINLAND).....	199,440	24,976
8215992600	FORKS NESOI AND BASE METAL PARTS, NESOI NO	7,225	23,723
	REPUBLIC OF KOREA.....	7,225	23,723
8215993000	SPOONS W S ST HNDLS UN 25 CNTS EACH PCS	304,712	26,447
	CHINA,PEOPLE'S REP.(MAINLAND).....	141,600	9,628
	INDIA.....	163,112	16,819
8215993500	SPNS A LDLS SS HNDLS 25 CNTS OR MR EA PCS	227,377	150,818
	CHINA (TAIWAN).....	5,472	3,283
	CHINA,PEOPLE'S REP.(MAINLAND).....	147,112	97,199
	FRANCE.....	103	3,168

TABLE 2 - IMPORTS INTO PUERTO RICO FROM FOREIGN COUNTRIES  
BY COMMODITY AND COUNTRY OF ORIGIN-FISCAL YEAR 2000

COMM-CODE	COMMODITY, COUNTRY AND UNIT OF QUANTITY	QUANTITY	VALUE-\$
	INDIA.....	68,640	34,041
	REPUBLIC OF KOREA.....	6,050	13,127
8215994030	TBLS PNS TBL LDLS, BS MTL (NT SS) OR NONMTL HNDLS NO	601,408	138,880
	BRAZIL.....	7,920	3,704
	CHINA, PEOPLE'S REP. (MAINLAND).....	577,792	127,559
	INDIA.....	15,696	7,617
8215994060	OTH SPNS, BS MTL (NT SS) OR NONMTL HNDLS NO	183,360	28,890
	CHINA, PEOPLE'S REP. (MAINLAND).....	183,360	28,890
8215994500	TABLEWARE SPOONS AND LADLES, NESOI NO	4,080	7,355
	BRAZIL.....	4,080	7,355
8215995000	TONGS GRIPS AND SIM TBL A KTCHWR NESOI X		74,822
	BRAZIL.....		5,939
	CHINA, PEOPLE'S REP. (MAINLAND).....		43,931
	INDIA.....		22,796
	ITALY.....		2,156
	MISCELLANEOUS ARTICLES OF BASE METAL..... TOTAL		19,733,220
8301102000	PADLOCKS, BS MTL NT CYL OR PIN TUMBLR WD NOV 3.8CM DOZ	8,567	33,712
	CHINA (TAIWAN).....	259	4,105
	CHINA, PEOPLE'S REP. (MAINLAND).....	8,174	27,411
	HONG KONG.....	134	2,196
8301104000	PADLOCKS, BS MTL NT CYL OR PIN TMB OV3.8 NOV6.4CMW DOZ	5,576	70,048
	CHINA (TAIWAN).....	899	25,361
	CHINA, PEOPLE'S REP. (MAINLAND).....	4,677	44,687
8301106000	PADLOCKS, BS MTL, CYL OR PIN TMBLR NOV 3.8CM WIDE DOZ	15,255	80,244
	CHINA (TAIWAN).....	450	6,682
	CHINA, PEOPLE'S REP. (MAINLAND).....	14,341	66,189
	ITALY.....	464	7,373
8301108000	PADLOCKS, BS MTL CYL/PN TUMB OV 3.8 NOV 6.4CM WIDE DOZ	46,358	516,638
	CHINA (TAIWAN).....	240	19,815
	CHINA, PEOPLE'S REP. (MAINLAND).....	44,641	432,581
	HONG KONG.....	512	6,183
	ITALY.....	965	58,059
8301109000	PADLOCKS, BS METL CYLDR OR PIN TUMBLR OV 6.4CM WID DOZ	3,315	39,333
	CHINA (TAIWAN).....	283	9,019
	CHINA, PEOPLE'S REP. (MAINLAND).....	2,930	23,527
	ITALY.....	102	6,787
8301200060	OTHER LOCKS FOR MOTOR VEHICLES, OF BASE METAL KG	16,861	103,578
	CHINA (TAIWAN).....	1,122	11,917
	CHINA, PEOPLE'S REP. (MAINLAND).....	12,247	18,289
	JAPAN.....	3,492	73,372
8301300090	OTHER LOCKS USED FOR FURNITURE, BASE METAL KG	1,552	20,983
	ARGENTINA.....	291	8,342
	CHINA, PEOPLE'S REP. (MAINLAND).....	1,261	12,641
8301403000	LUGGAGE LOCKS, BASE METAL DOZ	22,186	89,773
	CHINA (TAIWAN).....	20,416	23,031
	ITALY.....	1,770	66,742
8301406030	DOOR LOCKS, LOCKSETS AND OTH BS MTL LOCKS FR DOORS KG	747,629	5,210,314
	ARGENTINA.....	1,445	45,161
	CANADA.....	243	7,986
	CHINA (TAIWAN).....	277,127	2,811,239
	CHINA, PEOPLE'S REP. (MAINLAND).....	422,245	1,882,534
	GERMANY.....	877	19,777
	HONG KONG.....	4,572	19,189
	ITALY.....	1,278	13,589
	REPUBLIC OF KOREA.....	6,644	43,962
	SPAIN.....	23,624	268,146
	THAILAND.....	7,314	50,973
	UNITED KINGDOM OF GT BRITAIN.....	2,043	39,798
	VENEZUELA.....	217	7,960
8301406060	OTHER LOCKS OF BASE METAL, NESOI KG	69,285	491,469
	CHINA (TAIWAN).....	42,694	304,432
	CHINA, PEOPLE'S REP. (MAINLAND).....	11,107	47,386
	ITALY.....	3,075	42,655
	PORTUGAL.....	335	3,081
	SPAIN.....	11,018	89,095
	TURKEY.....	1,056	4,820
8301500000	CLASPS AND FRAMES W CLASPS, INC LOCKS, BASE METAL KG	1,753	5,781

TABLE 2 - IMPORTS INTO PUERTO RICO FROM FOREIGN COUNTRIES  
BY COMMODITY AND COUNTRY OF ORIGIN-FISCAL YEAR 2000

COMM-CODE	COMMODITY, COUNTRY AND UNIT OF QUANTITY	QUANTITY	VALUE-\$
8301600000	CHINA,PEOPLE'S REP.(MAINLAND).....	1,753	5,781
	PARTS OF LOCKS, BASE METAL KG	8,817	91,215
	AUSTRIA.....	175	13,276
	CANADA.....	162	3,943
	CHINA (TAIWAN).....	5,251	32,181
	CHINA,PEOPLE'S REP.(MAINLAND).....	294	2,082
	HONG KONG.....	165	7,397
	INDIA.....	522	9,039
	THAILAND.....	2,067	14,322
	UNITED KINGDOM OF GT BRITAIN.....	181	8,975
8301700000	KEYS PRESENTED SEPARATELY KG	4,666	35,009
	CHINA (TAIWAN).....	555	4,093
	CHINA,PEOPLE'S REP.(MAINLAND).....	4,111	30,916
8302103000	HINGES AND PARTS FOR MOTR VEHCLS IR/ST, ALUM, ZINC KG	20,515	208,552
	CHINA (TAIWAN).....	5,721	32,883
	CHINA,PEOPLE'S REP.(MAINLAND).....	3,961	10,975
	GERMANY.....	695	10,556
	REPUBLIC OF KOREA.....	9,968	150,365
8302106030	UNITED KINGDOM OF GT BRITAIN.....	170	3,773
	HINGES AND PARTS FR DOORS, IRN/STL, ALUM OR ZINC KG	294,241	1,144,164
	ARGENTINA.....	180	5,913
	BRAZIL.....	1,541	4,362
	CHINA (TAIWAN).....	55,741	218,375
	CHINA,PEOPLE'S REP.(MAINLAND).....	215,722	718,513
	DOMINICAN REPUBLIC.....	1,115	2,873
	HONG KONG.....	6,758	48,025
	SPAIN.....	12,984	140,881
	UNITED KINGDOM OF GT BRITAIN.....	200	5,222
8302106060	HINGES AND PARTS FOR FURN, CABINETS IR/ST, AL, ZN KG	80,087	297,117
	BRAZIL.....	1,283	3,213
	CHINA (TAIWAN).....	6,493	23,100
	CHINA,PEOPLE'S REP.(MAINLAND).....	19,683	53,061
	ITALY.....	44,435	154,612
	JAPAN.....	7,687	59,287
	MEXICO.....	506	3,844
	HINGES AND PARTS NESOI OF IRN/STL, ALUM OR ZINC KG	85,280	183,234
8302106090	BRAZIL.....	2,426	4,364
	CHINA (TAIWAN).....	10,702	28,944
	CHINA,PEOPLE'S REP.(MAINLAND).....	49,616	97,401
	DOMINICAN REPUBLIC.....	5,919	8,012
	EL SALVADOR.....	10,029	35,396
	INDIA.....	6,588	9,117
	HNGS A PTS F DOORS BM NESOI NT AL IOS OR ZINC KG	156,301	808,957
	CHINA (TAIWAN).....	18,914	82,553
8302109030	CHINA,PEOPLE'S REP.(MAINLAND).....	124,552	576,080
	HONG KONG.....	10,801	86,628
	ITALY.....	1,174	45,733
	SPAIN.....	860	17,963
	HINGES A PTS FR FURN A CABS BM NESOI NOT IOS AL OR KG	38,228	139,172
	CHINA (TAIWAN).....	2,592	19,840
	CHINA,PEOPLE'S REP.(MAINLAND).....	26,749	89,905
8302109060	HONG KONG.....	3,058	6,305
	ITALY.....	5,554	21,107
	SPAIN.....	275	2,015
	HINGES A PTS, BS MTL NESOI NT F DRS FURN OR CABNTS KG	19,998	108,795
	CHILE.....	122	3,814
	CHINA (TAIWAN).....	4,802	24,087
	CHINA,PEOPLE'S REP.(MAINLAND).....	4,090	26,562
	DOMINICAN REPUBLIC.....	6,568	10,462
8302109090	GERMANY.....	1,675	10,825
	HONG KONG.....	986	2,206
	SPAIN.....	1,755	30,839
	CASTORS, AND PARTS THEREOF, OF BASE METAL KG	34,191	87,967
	CANADA.....	525	2,585
	CHINA (TAIWAN).....	4,032	14,149
	CHINA,PEOPLE'S REP.(MAINLAND).....	24,815	36,358
	GERMANY.....	380	10,983
8302200000	SPAIN.....	3,734	17,112
	UNITED KINGDOM OF GT BRITAIN.....	705	6,780



TABLE 2 - IMPORTS INTO PUERTO RICO FROM FOREIGN COUNTRIES  
BY COMMODITY AND COUNTRY OF ORIGIN-FISCAL YEAR 2000

COMM-CODE	COMMODITY, COUNTRY AND UNIT OF QUANTITY	QUANTITY	VALUE-\$
8302303060	OTH MNTNGS FTTNGS ETC, MOTOR VEHCL, IOS ZN AL PARTS KG	1,405	11,266
	CHINA, PEOPLE'S REP. (MAINLAND).....	1,196	6,156
	JAPAN.....	209	5,110
8302306000	OTH MOUNTNGS, FTTNGS ETC NES FOR MOTR VEH BS METAL KG	78,298	584,546
	CHINA (TAIWAN).....	41,457	384,239
	JAPAN.....	269	6,553
	REPUBLIC OF KOREA.....	2,948	26,586
	THAILAND.....	33,624	167,168
8302413000	DOOR CLSRS (EXC ATMTCL) A PTS, BS MTL, FOR BUILDING KG	20,816	151,104
	CHINA (TAIWAN).....	20,030	146,531
	CHINA, PEOPLE'S REP. (MAINLAND).....	786	4,573
8302416015	DOORSTOPS PLS KNCKRS CHNS KCKPL ESC IR ST AL OR ZN KG	75,028	496,368
	CHINA (TAIWAN).....	24,180	125,682
	CHINA, PEOPLE'S REP. (MAINLAND).....	1,447	4,624
	HONG KONG.....	39,785	261,827
	ITALY.....	1,462	13,583
	SPAIN.....	8,154	90,652
8302416045	DOOR HARDWARE NESOI, IRON, STEEL, ALUMINUM OR ZINC KG	28,145	154,560
	ARGENTINA.....	70	2,965
	CHILE.....	866	19,133
	CHINA (TAIWAN).....	19,175	83,115
	CHINA, PEOPLE'S REP. (MAINLAND).....	3,507	15,548
	SPAIN.....	4,527	33,799
8302416080	OTHR MOUNTINGS/FITTINGS/ETC IRON, STEEL, ALUMIN, ZINC KG	59,007	171,734
	CHINA (TAIWAN).....	6,058	29,033
	CHINA, PEOPLE'S REP. (MAINLAND).....	12,389	58,128
	INDIA.....	27,037	33,115
	MEXICO.....	13,523	51,458
8302419015	DOORSTOPS PLS KNCKRS CHNS KCKPL ESCUT BS MTL NESOI KG	2,635	30,861
	ARGENTINA.....	135	5,669
	CHILE.....	277	5,380
	CHINA (TAIWAN).....	807	8,641
	CHINA, PEOPLE'S REP. (MAINLAND).....	1,416	11,171
8302419045	DOOR HARDWARE NESOI, BASE METAL EXC IR ST AL OR ZN KG	99,798	504,266
	ARGENTINA.....	748	21,476
	CHINA (TAIWAN).....	9,275	38,621
	CHINA, PEOPLE'S REP. (MAINLAND).....	2,614	9,142
	EL SALVADOR.....	84,225	414,555
	INDIA.....	2,936	20,472
8302419080	OTHER MOUNTINGS ETC FOR BLDGS NESOI BAS METL NESOI KG	9,350	46,985
	CHINA (TAIWAN).....	760	6,312
	CHINA, PEOPLE'S REP. (MAINLAND).....	1,830	9,485
	DOMINICAN REPUBLIC.....	3,600	6,772
	INDIA.....	3,160	24,416
8302423015	DRAWER SLIDES FOR FURNITURE; OF IOS ALUMINUM ZINC KG	41,349	93,899
	CHINA, PEOPLE'S REP. (MAINLAND).....	10,534	16,100
	HONG KONG.....	16,326	16,364
	ITALY.....	14,489	61,435
8302423065	OTH MOUNTNGS FITTINGS FOR FURNITURE; OF IOS ZN AL KG	3,648	27,503
	ITALY.....	3,014	11,518
	SPAIN.....	634	15,985
8302426000	OTH MNTGS ETC FR FURNITR NESOI OF BS MTL NESOI KG	4,423	5,983
	ITALY.....	4,423	5,983
8302494000	HARNESS SADDLRY HDWR, PARTS, NT PREC METL PLATED KG	212	3,310
	COLOMBIA.....	212	3,310
8302496085	OTH MNTNGS FTTNGS ETC NESOI IOS ZN ALUM, PTS THERF KG	8,361	26,345
	CHINA (TAIWAN).....	3,193	16,638
	CHINA, PEOPLE'S REP. (MAINLAND).....	5,168	9,707
8302498090	OTH MOUNTNGS FTTNGS ETC NES BS METL EXC IOS AL ZN KG	3,455	74,206
	CHILE.....	796	29,747
	CHINA (TAIWAN).....	410	3,590
	CHINA, PEOPLE'S REP. (MAINLAND).....	2,010	20,589
	UNITED KINGDOM OF GT BRITAIN.....	239	20,280
8302500000	HAT-RACKS HAT PEGS BRCKTS ETC PARTS, BASE METAL KG	152,451	332,959
	BRAZIL.....	109,937	273,123
	CHINA, PEOPLE'S REP. (MAINLAND).....	1,060	3,388
	DOMINICAN REPUBLIC.....	4,914	11,763
	INDIA.....	19,255	24,080
	UNITED KINGDOM OF GT BRITAIN.....	17,285	20,605

TABLE 2 - IMPORTS INTO PUERTO RICO FROM FOREIGN COUNTRIES  
BY COMMODITY AND COUNTRY OF ORIGIN-FISCAL YEAR 2000

COMM-CODE	COMMODITY, COUNTRY AND UNIT OF QUANTITY	QUANTITY	VALUE-\$
8302603000	AUTOMATIC DOOR CLOSERS OF BASE METAL KG	26,937	116,009
	CHINA (TAIWAN).....	13,281	56,608
	REPUBLIC OF KOREA.....	13,656	59,401
8303000000	SAFES, CASH OR DEED BOXES ETC A PRTS, BASE METAL KG	19,890	37,290
	JAPAN.....	8,550	11,390
	MEXICO.....	11,340	25,900
8304000000	OFFICE AND DESK EQUIP A PRTS, OF BASE METAL KG	7,548	29,980
	CANADA.....	7,548	29,980
8305100050	FITTINGS FOR LOOSELEAF BINDERS, FILES NESOI BS MTL KG	47,867	109,628
	CHINA,PEOPLE'S REP.(MAINLAND).....	26,045	52,370
	VENEZUELA.....	21,822	57,258
8305200000	STAPLES IN STRIPS, OF BASE METAL KG	770	2,938
	CHINA,PEOPLE'S REP.(MAINLAND).....	770	2,938
8305903010	PAPER CLIPS AND PARTS, WHOLLY OF WIRE, BASE METAL KG	11,320	17,120
	COLOMBIA.....	11,320	17,120
8305903050	PAPER CLIPS AND PARTS, NESOI, OF BASE METAL KG	9,396	14,155
	CHINA,PEOPLE'S REP.(MAINLAND).....	8,845	11,575
	HONG KONG.....	551	2,580
8306100000	BELLS, GONGS AND THE LIKE, AND PARTS, BASE METAL KG	897	33,130
	CHINA (TAIWAN).....	469	8,970
	SPAIN.....	428	24,160
8306210000	STATUETTES A OTH ORNAMNTS A PRTS PLTD W PREC METAL KG	2,344	4,408
	MEXICO.....	2,344	4,408
8306290000	STATUETTES A OTH ORNMNTS A PRTS, BS METL NT PM PLT KG	946,584	1,429,449
	CHINA (TAIWAN).....	27,813	52,271
	CHINA,PEOPLE'S REP.(MAINLAND).....	673,759	522,443
	COLOMBIA.....	582	3,287
	EL SALVADOR.....	2,669	27,147
	GERMANY.....	2,581	112,297
	HAITI.....	7,812	39,818
	INDIA.....	88,205	77,506
	ITALY.....	66,079	222,486
	MEXICO.....	45,013	77,061
	NETHERLANDS.....	2,567	24,591
	SPAIN.....	998	13,992
	VENEZUELA.....	28,506	256,550
8306300000	PHOTO, PCTR A SIM FRAMES, MIRRORS, PRTS, BASE METL KG	13,303	83,240
	CHINA (TAIWAN).....	1,361	14,976
	CHINA,PEOPLE'S REP.(MAINLAND).....	8,160	22,438
	MEXICO.....	3,051	36,868
	SPAIN.....	731	8,958
8307103000	FLEXIBLE TUBING OF IRON OR STEEL, WITH FITTINGS KG	47,930	1,454,303
	UNITED KINGDOM OF GT BRITAIN.....	47,930	1,454,303
8307106000	FLEXIBLE TUBING, IRON OR STEEL, WITH OUT FITTINGS KG	10,000	55,522
	CANADA.....	10,000	55,522
8307903000	FLEXIBLE TUBING, BASE METAL EXC IOS, WITH FITTINGS KG	4,960	132,567
	UNITED KINGDOM OF GT BRITAIN.....	4,960	132,567
8307906000	FLEXIBLE TUBING, BASE METL EX IOS, W/O FITTINGS KG	42,583	315,029
	CANADA.....	389	4,292
	CHINA (TAIWAN).....	9,082	38,900
	CHINA,PEOPLE'S REP.(MAINLAND).....	4,289	18,205
	SPAIN.....	24,260	161,600
	UNITED KINGDOM OF GT BRITAIN.....	4,563	92,032
8308100000	HOOKE, EYES AND EYELETS, OF BASE METAL KG	15,574	26,966
	CHINA (TAIWAN).....	733	2,963
	CHINA,PEOPLE'S REP.(MAINLAND).....	13,771	15,283
	JAPAN.....	1,070	8,720
8308203000	TUBULAR OR BIFURCTD RIVETS, IRN OR STL, N BRTN ETC KG	184	2,175
	CHINA,PEOPLE'S REP.(MAINLAND).....	184	2,175
8308206000	OTH TUBULAR OR BIFURCATED RIVETS, BASE METAL NESOI KG	680	12,697
	CHINA (TAIWAN).....	680	12,697
8308906000	BUCKLES AND BUCKLE CLASPS A PARTS, BASE METAL KG	13,200	138,527
	CANADA.....	8,974	11,439
	CHINA (TAIWAN).....	3,891	91,026
	FRANCE.....	146	9,938
	ITALY.....	189	26,124
8308909000	CLASPS ETC OF BASE METAL NESOI FOR CLOTHING ETC KG	11,338	170,147
	CHINA (TAIWAN).....	10,240	152,632
	CHINA,PEOPLE'S REP.(MAINLAND).....	935	14,850

TABLE 2 - IMPORTS INTO PUERTO RICO FROM FOREIGN COUNTRIES  
BY COMMODITY AND COUNTRY OF ORIGIN-FISCAL YEAR 2000

COMM-CODE	COMMODITY, COUNTRY AND UNIT OF QUANTITY	QUANTITY	VALUE-\$
8309100000	HONG KONG.....	163	2,665
	CROWN CORKS INC SEALS AND CAPS, A PRTS, BASE METAL KG	68,220	165,416
	ARGENTINA.....	2,268	16,128
	BELGIUM.....	5,860	29,382
	ITALY.....	88	3,350
	MEXICO.....	57,817	104,356
	SPAIN.....	2,187	12,200
8309900000	STOPPERS, CAPS, LIDS, SEALS ETC NES, PRTS, BS METL KG	496,886	2,095,661
	ARGENTINA.....	258,676	1,246,504
	CANADA.....	41,733	213,096
	CHINA (TAIWAN).....	354	8,100
	DOMINICAN REPUBLIC.....	87,726	165,480
	FRANCE.....	5,628	98,511
	ITALY.....	801	12,588
	MEXICO.....	69,003	160,639
	REP. OF SOUTH AFRICA.....	32,536	183,309
	THAILAND.....	216	2,217
	UNITED KINGDOM OF GT BRITAIN.....	213	5,217
8310000000	SGN PLTS NOS A SMBLS ET BM EXCPT OF HDG 9405 KG	10,384	258,095
	CHINA (TAIWAN).....	5,089	102,669
	CHINA,PEOPLE'S REP.(MAINLAND).....	1,278	2,909
	EL SALVADOR.....	737	16,120
	GERMANY.....	43	4,128
	ITALY.....	630	72,827
	JAPAN.....	1,720	49,472
	MEXICO.....	887	9,970
8311100000	COATED ELECTRODES, BASE METAL, FOR ELEC ARC-WELDNG KG	448,783	420,513
	ARGENTINA.....	232,734	221,594
	CHINA,PEOPLE'S REP.(MAINLAND).....	90,028	47,557
	DOMINICAN REPUBLIC.....	3,841	2,304
	MEXICO.....	62,773	73,628
	NETHERLANDS.....	795	6,690
	REPUBLIC OF KOREA.....	19,000	12,498
	SPAIN.....	39,612	56,242
8311200000	CORED WIRE OF BASE METAL, FOR ELECTRIC ARC-WELDING KG	5,137	5,670
	MEXICO.....	5,137	5,670
8311303000	LEAD-TIN SOLDERS (COATED RODS AND CORED WIRE) KG	682	14,685
	BELGIUM.....	682	14,685
8311306000	COATED RODS A CORED WIRE, BS METL, NES FR SOLDRE ET KG	21,541	46,097
	BELGIUM.....	1,639	14,158
	HONG KONG.....	317	10,537
	MEXICO.....	140	4,894
	REPUBLIC OF KOREA.....	17,271	12,208
	TRINIDAD @ TOBAGO.....	2,174	4,300
8311900000	WIRE ETC CTD/CRD W FLUX FR WLD ETC A PRTS NESOI KG	1,885	59,853
	SWEDEN.....	1,885	59,853
	MACHINERY AND MECHANICAL APPLIANCES; ELECTRICAL EQUIPMENT;PARTS THEREOF; SOUND RECORDERS AND REPRODUCERS, TELEVISION IMAGE AND SOUND RECORDER, AND REPRODUCERS, AND PARTS AND ACCESSORIES OF SUCH ARTICLES..... TOTAL		740,958,422
	NUCLEAR REACTORS,BOILERS,MACHINERY AND MECHANICAL APPLIANCES; PARTS THEREOF..... TOTAL		310,391,199
8401300000	FUEL ELEMENTS (CARTRIDGES)NON-IRRADIATED, AND PART X		198,487
	ITALY.....		198,487
8403100000	CENTRAL HEATING BOILERS NO	1	25,050
	CANADA.....	1	25,050
8403900000	PARTS FOR CENTRAL HEATING BOILERS X		2,064
	SPAIN.....		2,064
8404200000	CONDENSERS FOR STEAM OR OTHER VAPOR POWER UNITS T	3	27,156
	TRINIDAD @ TOBAGO.....	3	27,156
8405900000	PTS,PROD GAS,WTR GAS,ACETYLENE GAS,WTR PRO GAS GEN X		5,547
	SPAIN.....		5,547
8406811070	STM TURBS, EXC MARINE PROP, NSOEI, EXCEEDING 40MW NO	1	6,515

TABLE 2 - IMPORTS INTO PUERTO RICO FROM FOREIGN COUNTRIES  
BY COMMODITY AND COUNTRY OF ORIGIN-FISCAL YEAR 2000

COMM-CODE	COMMODITY, COUNTRY AND UNIT OF QUANTITY	QUANTITY	VALUE-\$
	JAPAN.....	1	6,515
8406904580	PARTS OF STEAM TURBINES, NESOI X		29,348
	FRANCE.....		25,188
	GERMANY.....		4,160
8406907500	PARTS OF VAPOR TURBINES, NESOI X		46,020
	JAPAN.....		24,170
	MEXICO.....		21,850
8407210080	SPK-IGN INT COM PST ENG, MARINE, OUTBRD, >=22.38kW NO	884	3,012,266
	JAPAN.....	884	3,012,266
8407322080	SP-IG REC PST ENG, F RD TR, BUS, AUTO, TRUCK, NEW NO	20	21,864
	AUSTRIA.....	15	14,545
	GERMANY.....	4	5,227
	ITALY.....	1	2,092
8407341400	SP-IG REC PST ENG, RD TR, BUS, AUTO, TRKS, <2000CC, USED NO	4,043	716,081
	JAPAN.....	4,043	716,081
8407344400	SP-IG REC PST ENG, RD TR, BUS, AUTO, TRKS, >2000CC, USED NO	170	25,827
	JAPAN.....	170	25,827
8407909020	SP-IG INT COMB PST ENG, NESOI, LESS THAN 746 W NO	2,560	4,612,205
	JAPAN.....	2,560	4,612,205
8407909060	SP-IG INT COMB PST ENG, NESOI, 4476>N/E 18.65 KW NO	99	34,439
	PANAMA.....	99	34,439
8408100020	COMP-IGNI PST ENG, MARINE, EXC 149.2KW, NOT EXC 223.8KW NO	2	24,358
	JAPAN.....	2	24,358
8408201080	COMP-IGN ENG PROP FR VEH CH87, INST AG TR EX 37.3KW NO	2	4,998
	JAPAN.....	2	4,998
8408202000	COMP-IGN ENG FR PROP VEH CH87, RD TR, BUS, AUTO, TRUCK NO	950	281,626
	BRAZIL.....	3	17,800
	JAPAN.....	947	263,826
8408901080	COMP-IG INT COMB PST ENG, NESOI, INST IN AGR, HOR MAC NO	13	38,164
	UNITED KINGDOM OF GT BRITAIN.....	13	38,164
8408909010	COMP-IGN INT COMB PST ENG, NESOI, NOT EXC 149.2 KW NO	330	562,240
	JAPAN.....	308	493,416
	UNITED KINGDOM OF GT BRITAIN.....	22	68,824
8408909020	COMP-IGN INT COMB PST ENG, NESOI, EX149.2KW N/E373KW NO	21,735	41,404,342
	JAPAN.....	21,537	40,881,514
	REPUBLIC OF KOREA.....	80	152,411
	UNITED KINGDOM OF GT BRITAIN.....	118	370,417
8408909030	COMP-IGN INT COMB PST ENG, NESOI, EXC373KW N/E 746KW NO	1	18,918
	UNITED KINGDOM OF GT BRITAIN.....	1	18,918
8408909040	COMP-IGN INT COMB PST ENG, NESOI, EXC373KW N/E1119KW NO	1	10,725
	GERMANY.....	1	10,725
8409100080	PARTS FOR SP-IG OR COMP-IG FOR USE IN A/C EX CIVIL KG	42,000	227,972
	IRELAND.....	42,000	227,972
8409911040	CAST-IRON PTS F SP-IG PST ENG F RD TR, BUS, AUTO, TRK KG	441	13,632
	JAPAN.....	441	13,632
8409911060	CAST-IRON PTS FOR SP-IG PST ENG FOR MARINE PROPULS KG	97	2,990
	JAPAN.....	97	2,990
8409913000	ALUMINUM CYLINDER HEADS, SPARK-IGN PIST ENG. FOR VEH NO	1,066	17,929
	JAPAN.....	12	8,270
	VENEZUELA.....	1,054	9,659
8409915080	PARTS FOR SP-IG PST ENG FOR RD TR, BUS, AUTO, TRUCKS KG	91,680	1,700,567
	BRAZIL.....	21,966	657,499
	CHINA (TAIWAN).....	17,401	166,223
	DENMARK.....	236	4,990
	FRANCE.....	74	4,863
	GERMANY.....	218	11,881
	JAPAN.....	38,959	689,008
	REPUBLIC OF KOREA.....	7,552	142,366
	THAILAND.....	5,046	19,295
	UNITED KINGDOM OF GT BRITAIN.....	228	4,442
8409919290	PARTS FOR SP-IG PST ENG FOR MARINE PROPULSION KG	80	3,259
	JAPAN.....	80	3,259
8409919990	PARTS, EXC CONN RODS, FOR SP-IG PST ENGINES, NESOI KG	24,050	407,204
	CHINA (TAIWAN).....	9,723	107,447
	FINLAND.....	10	5,465
	INDIA.....	625	8,231
	JAPAN.....	6,384	144,593
	MEXICO.....	405	2,271
	REPUBLIC OF KOREA.....	3,363	35,818

TABLE 2 - IMPORTS INTO PUERTO RICO FROM FOREIGN COUNTRIES  
BY COMMODITY AND COUNTRY OF ORIGIN-FISCAL YEAR 2000

COMM-CODE	COMMODITY, COUNTRY AND UNIT OF QUANTITY	QUANTITY	VALUE-\$
	SPAIN.....	2,487	86,936
	UNITED KINGDOM OF GT BRITAIN.....	1,053	16,443
8409991080	CAST-IRON PST FOR COMP-IGNITION PST ENG, NESOI KG.....	823	9,551
	UNITED KINGDOM OF GT BRITAIN.....	823	9,551
8409999190	PARTS FR COMP-IG PST ENG FR RD TR,BUS,AUTO,TRUCKS KG.....	388	4,612
	CHINA (TAIWAN).....	247	2,399
	UNITED KINGDOM OF GT BRITAIN.....	141	2,213
8409999990	PARTS FOR COMP-IG INT COMB PST ENGINES, NESOI KG.....	4,650	337,197
	DENMARK.....	1,134	98,156
	FINLAND.....	82	5,512
	GERMANY.....	2,077	120,271
	NETHERLANDS.....	6	2,716
	SWEDEN.....	946	42,515
	SWITZERLAND.....	157	65,750
	UNITED KINGDOM OF GT BRITAIN.....	248	2,277
8411218000	TURBOPROPELLER TURBINES,EXC A/C,PR NOT EXC 1100 KW NO.....	1	150,000
	FRANCE.....	1	150,000
8411228000	TURBOPROPELLER TURBINES,EXC A/C, POWER EXC 1100 KW NO.....	1	150,000
	CANADA.....	1	150,000
8411999060	PARTS OF NONAIRCRAFT GAS TURBINES, NESOI X.....		1,313,590
	FRANCE.....		299,455
	ITALY.....		891,637
	JAPAN.....		32,650
	UNITED KINGDOM OF GT BRITAIN.....		89,848
8412210075	LINEAR ACTING HYDRAULIC MOTORS (CYLINDERS) NO.....	1	4,569
	GERMANY.....	1	4,569
8412298075	HYDRAULIC POWER ENGINES AND MOTORS, NESOI NO.....	5	22,995
	MEXICO.....	1	6,000
	UNITED KINGDOM OF GT BRITAIN.....	4	16,995
8412390080	PNEUMATIC POWER ENGINES AND MOTORS, NESOI NO.....	136	26,084
	SWEDEN.....	136	26,084
8412909015	PRTS OF HYDRLC ENGS & MTRS EXCPT LINR, NESOI X.....		8,560
	GERMANY.....		8,560
8413110000	PUMPS FOR DISPENSING FUEL OR LUBRICANTS,GARAGE USE NO.....	20	60,783
	BRAZIL.....	20	60,783
8413190000	PUMPS FITTED WITH MEASURING DEVICE, NESOI NO.....	7,958,704	3,666,573
	FRANCE.....	7,601,460	3,441,518
	GERMANY.....	4	33,069
	JAPAN.....	100,000	70,652
	UNITED KINGDOM OF GT BRITAIN.....	257,240	121,334
8413200000	HAND PUMPS,EXC PUMPS FITTED WITH MEASURING DEVICES NO.....	2,149,904	1,891,949
	COLOMBIA.....	300	9,898
	GERMANY.....	2,147,820	1,873,471
	VIETNAM.....	1,784	8,580
8413309030	FUEL PUMPS, EXC FUEL-INJECT, FOR INTRL COMB PST EG NO.....	13,861	137,564
	CHINA (TAIWAN).....	3,075	3,744
	GERMANY.....	51	11,510
	JAPAN.....	1,048	18,403
	REPUBLIC OF KOREA.....	9,685	95,659
	SWEDEN.....	2	8,248
8413309060	LUBRICATING PUMPS FOR INTERNAL COMBUSTION PST ENGS NO.....	7,565	191,994
	CHINA (TAIWAN).....	1,469	29,887
	GERMANY.....	154	5,373
	JAPAN.....	3,290	109,804
	REPUBLIC OF KOREA.....	2,487	40,331
	SWEDEN.....	145	4,178
	UNITED KINGDOM OF GT BRITAIN.....	20	2,421
8413309090	COOLING MEDIUM PUMPS FOR INTERNAL COMB PISTON ENGS NO.....	37,562	675,792
	GERMANY.....	589	39,144
	ITALY.....	3,703	148,218
	JAPAN.....	32,673	465,647
	POLAND.....	1	3,436
	REPUBLIC OF KOREA.....	479	13,369
	UNITED KINGDOM OF GT BRITAIN.....	117	5,978
8413400000	CONCRETE PUMPS NO.....	1	206,035
	REPUBLIC OF KOREA.....	1	206,035
8413500010	OIL WELL AND OIL FIELD PUMPS, RECIP POSITIVE DISPL NO.....	1	2,457
	NORWAY.....	1	2,457
8413500090	RECIPROCATING POSITIVE DISPLACEMENT PUMPS, NESOI NO.....	7	68,482

TABLE 2 - IMPORTS INTO PUERTO RICO FROM FOREIGN COUNTRIES  
BY COMMODITY AND COUNTRY OF ORIGIN-FISCAL YEAR 2000

COMM-CODE	COMMODITY, COUNTRY AND UNIT OF QUANTITY	QUANTITY	VALUE-\$
	CANADA.....	2	9,519
	UNITED KINGDOM OF GT BRITAIN.....	5	58,963
8413600040	HYDRAULIC FLUID POWER PUMPS, ROTARY POSITIVE,NESOI NO	1	2,852
	COLOMBIA.....	1	2,852
8413702004	SUBMERSIBLE PUMPS, CENTRIFUGAL NO	6	12,839
	GERMANY.....	6	12,839
8413702040	CENT PUMPS FOR LIQUIDS MULTI-STAG,SING OR DOUB-SUC NO	12	295,259
	GERMANY.....	6	13,414
	SWEDEN.....	6	281,845
8413702090	CENTRIFUGAL PUMPS FOR LIQUIDS, NESOI NO	8	25,266
	CANADA.....	3	9,900
	FRANCE.....	1	7,640
	GERMANY.....	2	2,097
	MEXICO.....	1	3,500
	NORWAY.....	1	2,129
8413810030	HOUSEHOLD WATER SYST,SELF-CONTAIN; WINDMILL PUMPS NO	574	37,871
	CHINA (TAIWAN).....	400	26,676
	GERMANY.....	82	2,036
	MEXICO.....	92	9,159
8413810040	PUMPS FOR LIQUIDS, NESOI NO	497,781	2,248,685
	CANADA.....	7	13,774
	CHINA (TAIWAN).....	8	3,166
	DENMARK.....	1	4,518
	FRANCE.....	484,002	174,108
	GERMANY.....	18	95,458
	IRELAND.....	15	16,002
	ITALY.....	7,590	1,637,167
	JAPAN.....	141	4,759
	MEXICO.....	5,516	28,023
	REPUBLIC OF KOREA.....	480	3,840
	SWEDEN.....	3	267,870
8413919010	PARTS,FUEL,LUBRIC OR COOL MED PUMPS,EXC FUEL-INJET X		114,216
	JAPAN.....		102,870
	REPUBLIC OF KOREA.....		4,712
	UNITED KINGDOM OF GT BRITAIN.....		6,634
8413919050	PARTS OF HYDRAULIC FLUID POWER PUMPS X		553,335
	CHINA (TAIWAN).....		7,197
	MEXICO.....		461,102
	SWEDEN.....		85,036
8413919080	PARTS OF PUMPS FOR LIQUIDS, NESOI X		3,797,247
	CHINA (TAIWAN).....		94,386
	FRANCE.....		3,390,039
	IRELAND.....		7,728
	ITALY.....		53,837
	MEXICO.....		52,322
	NETHERLANDS.....		46,664
	SPAIN.....		11,337
	SWEDEN.....		3,813
	SWITZERLAND.....		126,520
	UNITED KINGDOM OF GT BRITAIN.....		10,601
8413920000	PARTS OF LIQUID ELEVATORS X		9,886
	CHINA (TAIWAN).....		7,236
	SWITZERLAND.....		2,650
8414100000	VACUUM PUMPS NO	29	79,117
	CANADA.....	1	2,258
	FINLAND.....	3	17,414
	GERMANY.....	5	4,553
	ITALY.....	12	10,354
	REPUBLIC OF KOREA.....	4	34,538
	SPAIN.....	4	10,000
8414200000	HAND- OR FOOT-OPERATED AIR PUMPS NO	10,556	43,978
	CHINA (TAIWAN).....	4,700	7,422
	CHINA,PEOPLE'S REP.(MAINLAND).....	5,856	36,556
8414304000	COMPRESSORS, REFRIG AND AIR-COND, NOT EXC 1/4 HP NO	579	35,028
	BRAZIL.....	552	30,259
	REPUBLIC OF KOREA.....	27	4,769
8414308010	COMPRESSORS, REFRIG & AIR COND, SCREW TYP,N/E 200H NO	1,323	254,189
	BRAZIL.....	560	25,958
	GERMANY.....	4	96,014

TABLE 2 - IMPORTS INTO PUERTO RICO FROM FOREIGN COUNTRIES  
BY COMMODITY AND COUNTRY OF ORIGIN-FISCAL YEAR 2000

COMM-CODE	COMMODITY, COUNTRY AND UNIT OF QUANTITY	QUANTITY	VALUE-\$
	JAPAN.....	67	12,971
	REPUBLIC OF KOREA.....	675	117,020
	TRINIDAD @ TOBAGO.....	17	2,226
8414308030	COMPRESSORS, REFRIG & AIR COND, FOR MOTOR VEHICLES NO	518	110,469
	JAPAN.....	470	103,562
	REPUBLIC OF KOREA.....	48	6,907
8414308050	COMPRESSORS, REF & A/C,EXC AMMONIA,EXC 1/4N/EXC1HP NO	5	6,653
	GERMANY.....	1	3,269
	ITALY.....	4	3,384
8414308060	COMPRESSORS, REF & A/C,EXC AMMONIA,EXC 1 N/EXC 3HP NO	400	16,360
	BRAZIL.....	400	16,360
8414308080	COMPRESSORS, REF & A/C,EXC AMMONIA,EXCEEDING 10 HP NO	8	17,511
	DOMINICAN REPUBLIC.....	2	7,533
	ITALY.....	6	9,978
8414510030	CEILING FANS,PERM INST,SLF-CONT ELEC MTR < 125W NO	52,629	1,090,562
	CHINA (TAIWAN).....	849	54,792
	CHINA,PEOPLE'S REP.(MAINLAND).....	49,305	999,217
	HONG KONG.....	2,475	36,553
8414510060	FANS,EXC CEILING,PERM INST,SLF-CONT ELEC MTR<125 W NO	44,774	440,803
	CHINA (TAIWAN).....	2,330	24,822
	CHINA,PEOPLE'S REP.(MAINLAND).....	41,869	389,168
	MALAYSIA.....	575	26,813
8414510090	FANS, NOT PERM INST,SLF-CONT ELEC MTR N/E 125 W NO	486,169	5,226,528
	CHINA (TAIWAN).....	51,976	560,546
	CHINA,PEOPLE'S REP.(MAINLAND).....	426,405	4,485,406
	HONG KONG.....	5,455	72,487
	MALAYSIA.....	2,333	108,089
8414596040	FANS,NESOI, SUITABLE FOR USE WITH MOTOR VEHICLES NO	14,675	245,314
	CHINA (TAIWAN).....	6,596	109,936
	CHINA,PEOPLE'S REP.(MAINLAND).....	6,900	85,256
	GERMANY.....	64	2,316
	JAPAN.....	862	41,663
	REPUBLIC OF KOREA.....	253	6,143
8414596090	FANS, NESOI, AXIAL NO	3,000	106,925
	CHINA,PEOPLE'S REP.(MAINLAND).....	3,000	106,925
8414596095	FANS, NESOI NO	15,114	210,720
	CANADA.....	1	3,000
	CHINA (TAIWAN).....	4,130	76,437
	CHINA,PEOPLE'S REP.(MAINLAND).....	9,560	81,396
	GERMANY.....	3	7,048
	HONG KONG.....	1,019	34,069
	REPUBLIC OF KOREA.....	71	2,591
	THAILAND.....	240	2,220
	UNITED KINGDOM OF GT BRITAIN.....	90	3,959
8414600000	HOODS HAVING MAXIMUM HORIZON SIDE NOT EXC 120 CM NO	108	20,564
	SPAIN.....	108	20,564
8414800500	AIR COMPRESSORS, TURBOCHARGERS & SUPERCHARGERS NO	12	7,503
	JAPAN.....	12	7,503
8414801560	AIR COMPRESSRS,ROTARY,STATIONARY,NOT EXC 11.19KW NO	25	2,215
	REPUBLIC OF KOREA.....	25	2,215
8414801575	AIR COMPRESSORS,ROTARY,STATIONRY,EXCEEDING 74.6 KW NO	16	636,395
	BELGIUM.....	16	636,395
8414801580	AIR COMPRESSORS,STATIONARY,EXCEPT RECIP AND ROTARY NO	17	86,691
	NETHERLANDS.....	1	4,363
	REPUBLIC OF KOREA.....	14	4,584
	UNITED KINGDOM OF GT BRITAIN.....	1	20,744
	VENEZUELA.....	1	57,000
8414801585	AIR COMPRESSORS, PORTABLE, < 0.75 CUBIC METERS/MIN NO	3,450	79,454
	CHINA,PEOPLE'S REP.(MAINLAND).....	3,450	79,454
8414801590	AIR COMPRESSORS, PORTABLE, NESOI NO	2,092	12,466
	CHINA (TAIWAN).....	1,440	9,662
	CHINA,PEOPLE'S REP.(MAINLAND).....	652	2,804
8414809000	AIR OR VACUUM PUMPS, NESOI NO	600	12,065
	CHINA (TAIWAN).....	600	12,065
8414901080	PTS OF FANS(BLOWERS) & VENT OR RECYCL HOODS, NESOI X		6,665
	GERMANY.....		3,143
	JAPAN.....		3,522
8414904075	PTS OF COMPRESSORS, EXC COMPRESSOR HOUSINGS, NESOI X		10,726
	CHINA (TAIWAN).....		3,977

TABLE 2 - IMPORTS INTO PUERTO RICO FROM FOREIGN COUNTRIES  
BY COMMODITY AND COUNTRY OF ORIGIN-FISCAL YEAR 2000

COMM-CODE	COMMODITY, COUNTRY AND UNIT OF QUANTITY	QUANTITY	VALUE-\$
8414909040	REPUBLIC OF KOREA.....		6,749
	PARTS OF VACUUM PUMPS X.....		6,922
	CANADA.....		2,602
	SPAIN.....		4,320
8414909080	PARTS OF AIR PUMPS, NESOI X.....		3,150
	ITALY.....		3,150
8415100040	AIR-CONDITIONERS,WIND/WALL,SELF-CONTAIN <2.93KW/HR NO 19,098		4,360,979
	BRAZIL.....	90	26,390
	CHINA,PEOPLE'S REP.(MAINLAND).....	4,330	660,232
	JAPAN.....	811	460,625
	MALAYSIA.....	770	222,458
	MEXICO.....	457	100,560
	PANAMA.....	836	267,583
	REPUBLIC OF KOREA.....	5,898	934,965
	SINGAPORE.....	2,735	732,387
	THAILAND.....	2,826	871,834
	TRINIDAD @ TOBAGO.....	345	83,945
8415100060	AIR-COND,WIND/WALL,SELF-CONTAIN,2.93KW/HR><4.98KW NO 14,786		3,751,106
	BRAZIL.....	6,133	1,754,021
	CHINA,PEOPLE'S REP.(MAINLAND).....	270	50,490
	ISRAEL.....	438	147,594
	MALAYSIA.....	1,733	395,513
	MEXICO.....	803	198,851
	REPUBLIC OF KOREA.....	1,292	257,488
	SINGAPORE.....	4,000	918,769
	TRINIDAD @ TOBAGO.....	117	28,380
8415100080	AIR-COND,WIND/WALL,SELF-CONTAIN,4.98KW/HR OR > NO 3,101		954,211
	ISRAEL.....	35	27,427
	MALAYSIA.....	80	25,320
	MEXICO.....	697	168,307
	PANAMA.....	200	70,347
	REPUBLIC OF KOREA.....	1,537	488,120
	SINGAPORE.....	530	164,860
	TRINIDAD @ TOBAGO.....	22	9,830
8415200000	AUTOMOTIVE AIR CONDITIONERS NO 22		7,373
	MEXICO.....	8	3,018
	REPUBLIC OF KOREA.....	14	4,355
8415820005	AR-CND,SLF-CNTN,RMTE COND,EXC YR-RND < 17.58KW/HR NO 216		144,563
	REPUBLIC OF KOREA.....	165	97,375
	THAILAND.....	51	47,188
8415820010	AR-CND,SLF-CNTN,RMTE COND, EXC YR-RND >17.58KW/HR NO 207		92,493
	BRAZIL.....	17	56,764
	THAILAND.....	190	35,729
8415820020	AR-CNDTNRS, YR-RND UNITS (HEAT/COOL) >17.58 KW/HR NO 1		45,225
	CANADA.....	1	45,225
8415820030	ROOM FAN COIL UNITS FOR USE WITH WATER CHILLERS NO 11,470		3,631,478
	BRAZIL.....	324	101,033
	PANAMA.....	261	161,125
	SPAIN.....	47	182,920
	THAILAND.....	10,791	3,175,477
	TRINIDAD @ TOBAGO.....	47	10,923
8415820040	ROOM,CENTRL STAT A/C UNITS USED WITH WATER CHILLER NO 1,485		411,404
	MALAYSIA.....	157	46,346
	PANAMA.....	1,328	365,058
8415820060	DEHUMIDIFIERS W/REFRIG,WATER REMOV >35 LITER, 24HR NO 1,327		301,397
	JAPAN.....	469	83,922
	MALAYSIA.....	294	85,217
	REPUBLIC OF KOREA.....	564	132,258
8415820070	AIR COND MACH INCORPORATING A REFRIG UNIT, NESOI NO 15,748		3,876,689
	CANADA.....	2	45,196
	CHINA (TAIWAN).....	689	150,105
	CHINA,PEOPLE'S REP.(MAINLAND).....	2,834	599,291
	HONG KONG.....	50	19,150
	JAPAN.....	228	89,860
	KUWAIT.....	813	74,675
	MALAYSIA.....	1,333	363,896
	REPUBLIC OF KOREA.....	6,575	1,602,990
	SINGAPORE.....	1,340	350,300
	THAILAND.....	1,884	581,226



TABLE 2 - IMPORTS INTO PUERTO RICO FROM FOREIGN COUNTRIES  
BY COMMODITY AND COUNTRY OF ORIGIN-FISCAL YEAR 2000

COMM-CODE	COMMODITY, COUNTRY AND UNIT OF QUANTITY	QUANTITY	VALUE-\$
8415830050	CONDENSING UNIT NOT EXC 17.58 KW/HR (60000 BTU/HR) NO	45	13,741
	TRINIDAD @ TOBAGO.....	45	13,741
8415830060	CONDENSING UNIT EXCDNG 17.58 KW/HR NO REFRGNG UNIT NO	378	36,046
	BRAZIL.....	378	36,046
8415830090	AIR COND MACHS NOT INCORPORAT A REFRIG UNIT, NESOI NO	1,685	593,589
	BRAZIL.....	6	14,430
	FRANCE.....	1,250	390,010
	THAILAND.....	429	189,149
8415904000	CHASSIS,CHASSIS BASES & OUTER CABINET,PRT OF A/CON NO	3,830	109,774
	ITALY.....	3,830	109,774
8415908025	AIR CONDITIONING EVAPORATOR COILS INC REF UNIT NO	4,403	1,106,971
	BRAZIL.....	2,332	716,332
	HONG KONG.....	288	67,582
	MALAYSIA.....	353	60,452
	THAILAND.....	1,430	262,605
8415908045	PARTS OF AUTOMOTIVE AIR CONDITIONERS X		229,074
	BRAZIL.....		25,939
	CHINA (TAIWAN).....		14,418
	GERMANY.....		3,193
	JAPAN.....		120,294
	REPUBLIC OF KOREA.....		18,519
	THAILAND.....		46,711
8415908085	PARTS OF AIR CONDITIONING MACHINES, NESOI X		3,015,590
	AUSTRIA.....		4,516
	BRAZIL.....		332,815
	CHINA,PEOPLE'S REP.(MAINLAND).....		203,644
	COLOMBIA.....		17,080
	FRANCE.....		229,838
	ISRAEL.....		11,450
	ITALY.....		14,480
	JAPAN.....		44,131
	MALAYSIA.....		23,019
	PANAMA.....		11,695
	REPUBLIC OF KOREA.....		4,893
	SINGAPORE.....		5,557
	THAILAND.....		2,046,381
	TRINIDAD @ TOBAGO.....		24,893
	VENEZUELA.....		41,198
8416200080	FURNACE BURNERS, INCLUD COMBINATION BURNERS, NESOI NO	1	2,069
	CANADA.....	1	2,069
8418100010	REFRIG-FREEZ COMB, SEP EXT DORS, COMP TYP,VOL<184L NO	750	50,890
	BRAZIL.....	594	3,148
	PERU.....	66	15,972
	REPUBLIC OF KOREA.....	90	31,770
8418100020	REFRIG-FREEZ COMB,SEP EXT DRS,COMP,VOL184<269LITER NO	603	126,352
	MEXICO.....	185	30,622
	REPUBLIC OF KOREA.....	418	95,730
8418100040	REFRIG-FREEZ COMB,SEP EXT DRS, COMP,VOL382 LTS&> NO	231	45,738
	INDIA.....	231	45,738
8418100090	REFRIG-FREEZ COMB, SEP EXT DOORS, EXC COMPRESS TYP NO	1,540	302,610
	INDIA.....	1,540	302,610
8418210010	REFRIGERATORS, HOUSEHOLD, COMP TYP, VOL <184 LITER NO	3,558	266,992
	CHINA,PEOPLE'S REP.(MAINLAND).....	450	40,500
	REPUBLIC OF KOREA.....	3,108	226,492
8418210020	REFRIG,HOUSEHOLD,COMP TYP,VOL 184 < 269 LITERS NO	12,753	2,690,054
	CHINA,PEOPLE'S REP.(MAINLAND).....	225	20,520
	COSTA RICA.....	1,947	453,123
	MEXICO.....	8,842	1,960,485
	REPUBLIC OF KOREA.....	1,739	255,926
8418210030	REFRIG,HOUSEHOLD,COMP TYP,VOL 269 < 382 LITERS NO	2,267	368,422
	COSTA RICA.....	73	16,717
	MEXICO.....	2,194	351,705
8418220000	REFRIGERATORS, HOUSEHOLD, ABSORPTION, ELECTRICAL NO	310	74,131
	MEXICO.....	160	54,240
	SWEDEN.....	150	19,891
8418290000	REFRIGERATORS, HOUSEHOLD TYPE, NESOI NO	90	16,650
	ITALY.....	90	16,650
8418300000	FREEZERS, CHEST TYPE, CAPACITY NOT EXC 800 LITERS NO	1,341	561,088
	AUSTRIA.....	1,141	530,565

TABLE 2 - IMPORTS INTO PUERTO RICO FROM FOREIGN COUNTRIES  
BY COMMODITY AND COUNTRY OF ORIGIN-FISCAL YEAR 2000

COMM-CODE	COMMODITY, COUNTRY AND UNIT OF QUANTITY	QUANTITY	VALUE-\$
	CHINA, PEOPLE'S REP. (MAINLAND).....	193	21,423
	DOMINICAN REPUBLIC.....	7	9,100
8418400000	FREEZERS, UPRIGHT, CAPACITY NOT EXCEED 900 LITERS NO	38	24,893
	DOMINICAN REPUBLIC.....	38	24,893
8418500040	FREEZING DISPLAY COUNTERS, CABINETS, SHOWCASES NO	168	74,400
	DENMARK.....	73	41,590
	DOMINICAN REPUBLIC.....	74	21,683
	MEXICO.....	21	11,127
8418500080	REFRIGERATING DISPLAY COUNTERS, CABINETS, SHOWCASES NO	3,621	1,145,107
	CHILE.....	55	28,762
	CHINA, PEOPLE'S REP. (MAINLAND).....	1,980	312,600
	COLOMBIA.....	29	16,806
	DENMARK.....	625	223,197
	DOMINICAN REPUBLIC.....	292	141,184
	GUATEMALA.....	552	383,797
	MEXICO.....	88	38,761
8418610040	FINNED COIL COMPRESSION TYPE HEAT EXCHANGERS NO	6,225	482,408
	IRELAND.....	173	16,702
	ISRAEL.....	6,052	465,706
8418610080	HEAT EXCHANGERS, COMPRESSION TYPE, NESOI NO	10	11,041
	IRELAND.....	10	11,041
8418690015	ICEMAKING MACHINES, NESOI NO	1	11,106
	GERMANY.....	1	11,106
8418690020	DRINKING WATER COOLERS, REFRIGERATED, SELF-CONTAIN NO	1,221	172,261
	CANADA.....	712	111,081
	MEXICO.....	509	61,180
8418690090	REFRIGERATING OR FREEZING EQUIP, HOUSEHOLD, NESOI NO	153	34,409
	REPUBLIC OF KOREA.....	153	34,409
8418690095	REFRIG OR FREEZING EQUIP, EXCEPT HOUSEHOLD, NESOI NO	2,961	884,751
	DENMARK.....	2,951	871,007
	MEXICO.....	10	13,744
8418910000	FURNITURE DESIGNED TO RECREFRIG OR FREEZING EQUIP X		11,335
	SWEDEN.....		11,335
8418994000	PARTS OF REFRIG, FREEZERS, & OTHER REF, DOOR ASSEMBLI X		206,584
	GUATEMALA.....		128,295
	MEXICO.....		78,289
8418998050	PARTS OF REFRIG-FREEZ, SEP EXT DOOR & HOUSE REFRIG X		13,441
	MEXICO.....		7,041
	THAILAND.....		6,400
8418998060	PARTS, REFRIG, FREEZERS & OTHER REFRIG OR FREEZ EQUIP X		474,788
	DENMARK.....		168,868
	DOMINICAN REPUBLIC.....		7,391
	GUATEMALA.....		24,148
	HONG KONG.....		124,731
	IRELAND.....		81,932
	NETHERLANDS.....		2,209
	REPUBLIC OF KOREA.....		17,194
	UNITED KINGDOM OF GT BRITAIN.....		48,315
8419110000	INSTANTANEOUS GAS WATER HEATERS NO	320	27,511
	CHILE.....	320	27,511
8419190040	SOLAR WATER HEATERS NO	243	57,969
	CHINA (TAIWAN).....	243	57,969
8419200000	MEDICAL, SURGICAL OR LABORATORY STERILIZERS NO	30	102,919
	FINLAND.....	1	90,299
	GERMANY.....	25	2,486
	SWITZERLAND.....	4	10,134
8419390040	DRYERS FOR FOOD AND BEVERAGES NO	2	138,181
	JAPAN.....	2	138,181
8419390080	DRYERS, TREATMENT OF MATERIALS, TEMP CHANGE, NESOI NO	31	3,291,266
	BELGIUM.....	21	230,825
	GERMANY.....	1	1,695,000
	ITALY.....	3	32,500
	NETHERLANDS.....	1	1,267,388
	SPAIN.....	5	65,553
8419400080	DIST OR RECTIF PLANT, TREAT MAT, TEMP CHANGE, NESOI NO	4	677,259
	FINLAND.....	4	677,259
8419505000	HEAT EXCHANGE UNITS, NESOI NO	3	67,702
	GERMANY.....	2	28,877
	ITALY.....	1	38,825

TABLE 2 - IMPORTS INTO PUERTO RICO FROM FOREIGN COUNTRIES  
BY COMMODITY AND COUNTRY OF ORIGIN-FISCAL YEAR 2000

COMM-CODE	COMMODITY, COUNTRY AND UNIT OF QUANTITY	QUANTITY	VALUE-\$
8419815080	IND COOK STOVE,RANGE,OVENS FOR COOK OR HEAT, NESOI NO	2,553	29,642
	COLOMBIA.....	2,541	27,495
	SPAIN.....	12	2,147
8419819040	IND MAC,EQUI,REST OR HOTEL USE,FOR HOT DRINK, FOOD NO	186	176,270
	CANADA.....	1	11,228
	ITALY.....	184	162,640
	SPAIN.....	1	2,402
8419819080	IND MAC OR EQUIP FOR MAKE HOT DRINK,COOK,HEAT FOOD NO	971	161,251
	BRAZIL.....	796	10,780
	ITALY.....	165	134,587
	SPAIN.....	10	15,884
8419891000	IND MAC PLT,EQUIP,MAKE PULP,PAPER,PAPERBOARD,NESOI NO	2	253,000
	CHINA (TAIWAN).....	2	253,000
8419899020	IND MACH, PLANT OR EQUIP DES FOR COOL FOOD,BEVERAG NO	2	591,181
	SPAIN.....	2	591,181
8419899060	IND MAC,PLANT,EQUIP,TREAT FOOD,BEV,TEMP CHG,NESOI NO	5	102,630
	ARGENTINA.....	1	14,250
	CANADA.....	4	88,380
8419899085	IND MAC,PLANT,EQUIP,TREAT OF MATERL,TEMP CHG,NESOI NO	57	620,311
	BELGIUM.....	1	95,676
	FRANCE.....	54	517,380
	UNITED KINGDOM OF GT BRITAIN.....	2	7,255
8419901000	PARTS OF INSTANTANEOUS OR STORAGE WATER HEATERS X		161,035
	CHINA (TAIWAN).....		161,035
8419903000	PARTS OF HEAT EXCHANGE UNITS, INDUSTRIAL X		44,057
	BELGIUM.....		28,657
	GERMANY.....		15,400
8419905040	PARTS OF MEDICAL, SURGICAL OR LABORATORY STERILIZE X		57,902
	FINLAND.....		8,245
	ITALY.....		7,321
	JAPAN.....		42,336
8419908020	PARTS OF EQUIP FOR RESTAURANTS,ETC, TEMP CHANGE X		166,248
	CANADA.....		4,232
	CHINA (TAIWAN).....		70,455
	ITALY.....		36,376
	SWITZERLAND.....		55,185
8419908080	PARTS,MACH,PLANT EQUIP,TREAT MATERL,TEMP CHG,NESOI X		1,144,157
	FRANCE.....		132,773
	GERMANY.....		821,542
	HONG KONG.....		23,335
	ITALY.....		45,130
	JAPAN.....		55,008
	NETHERLANDS.....		3,935
	SPAIN.....		2,797
	SWITZERLAND.....		33,434
	UNITED KINGDOM OF GT BRITAIN.....		26,203
8420919000	CYLINDERS, NESOI, FOR ROLLING MACHINES,EXC MTLs,GL NO	2	8,950
	BRAZIL.....	2	8,950
8421199000	CENTRIFUGES, INCLUDING CENTRIFUGAL DRYERS, NESOI NO	24	7,541
	GERMANY.....	24	7,541
8421210000	WATER FILTERING OR PURIFYING MACHINERY & APPARATUS NO	4,902	369,210
	CANADA.....	17	16,066
	FRANCE.....	3	130,297
	GERMANY.....	2	53,420
	ITALY.....	4,610	115,367
	MEXICO.....	1	2,257
	SPAIN.....	248	32,087
	UNITED KINGDOM OF GT BRITAIN.....	21	19,716
8421220000	BEVERAGE FILTERING OR PURIFYING MACH & APPARATUS NO	3	257,370
	GERMANY.....	3	257,370
8421230000	OIL OR FUEL FILTERS FOR INTERNAL COMBUSTION ENGINE X		1,030,737
	CHINA (TAIWAN).....		43,901
	FRANCE.....		11,437
	GERMANY.....		9,742
	JAPAN.....		732,840
	REPUBLIC OF KOREA.....		150,981
	SWEDEN.....		2,262
	THAILAND.....		23,453
	UNITED KINGDOM OF GT BRITAIN.....		56,121

TABLE 2 - IMPORTS INTO PUERTO RICO FROM FOREIGN COUNTRIES  
BY COMMODITY AND COUNTRY OF ORIGIN-FISCAL YEAR 2000

COMM-CODE	COMMODITY, COUNTRY AND UNIT OF QUANTITY	QUANTITY	VALUE-\$
8421290015	OIL-SEPARATION EQUIP FR FILTERING/PURIFYING LIQUID NO	3	11,570
	CANADA.....	3	11,570
8421290065	FILTER OR PURIFY MACH & APPARATUS FOR LIQUID,NESOI NO	102,762,962	5,999,758
	CHINA (TAIWAN).....	1,710	16,068
	FRANCE.....	1	2,022
	GERMANY.....	9	753,766
	IRELAND.....	650,000	49,725
	ITALY.....	8,741	1,670,344
	NEW ZEALAND ISLANDS.....	50	4,956
	SPAIN.....	1	10,965
	UNITED KINGDOM OF GT BRITAIN.....	102,102,450	3,491,912
8421310000	INTAKE AIR FILTERS FOR INTERNAL COMBUSTION ENGINES X		205,544
	CHINA (TAIWAN).....		131,606
	JAPAN.....		45,787
	REPUBLIC OF KOREA.....		18,548
	THAILAND.....		9,603
8421394000	CATALYTIC CONVERTER FOR FILT OR PUR MAC FOR GASES NO	92	17,823
	JAPAN.....	75	15,321
	REPUBLIC OF KOREA.....	17	2,502
8421398005	DUST COLLECT AND AIR PURIFI EQUIP FOR MACH TOOLS X		25,683
	JAPAN.....		25,683
8421398015	DUST COLLECTION AND AIR PURIFICATION EQUIP, NESOI X		621,058
	CANADA.....		68,991
	JAPAN.....		75,457
	THAILAND.....		8,773
	UNITED KINGDOM OF GT BRITAIN.....		467,837
8421398030	INDUSTRIAL GAS CLEANING EQUIPMENT, NESOI NO	5	11,131
	IRELAND.....	5	11,131
8421398090	FILTERING OR PURIFYING MACH & APPARATUS,GAS, NESOI X		378,764
	CANADA.....		6,481
	GERMANY.....		303,054
	SWEDEN.....		2,215
	UNITED KINGDOM OF GT BRITAIN.....		67,014
8421990040	PARTS OF FILTERING OR PURIFYING APPARATUS X		294,480
	BELGIUM.....		16,684
	CANADA.....		57,646
	CHINA (TAIWAN).....		3,224
	CHINA,PEOPLE'S REP.(MAINLAND).....		12,557
	FRANCE.....		36,550
	GERMANY.....		97,542
	IRELAND.....		61,370
	ISRAEL.....		2,500
	UNITED KINGDOM OF GT BRITAIN.....		6,407
8421990080	PARTS OF MACH & APPARAT,FILT,PURIFY,LIQ,GAS,NESOI X		1,477,786
	ARGENTINA.....		8,286
	CANADA.....		37,636
	FRANCE.....		350,022
	GERMANY.....		353,690
	IRELAND.....		154,854
	JAPAN.....		54,623
	MEXICO.....		2,600
	SPAIN.....		11,543
	SWITZERLAND.....		11,237
	THAILAND.....		2,504
	UNITED KINGDOM OF GT BRITAIN.....		490,791
8422200000	MACH FOR CLEAN OR DRY BOTTLES OR OTHER CONTAINERS NO	1	26,000
	MEXICO.....	1	26,000
8422309020	CONTAINER LABELING MACHINES NO	9	990,627
	AUSTRALIAN ISLANDS.....	2	378,262
	CANADA.....	2	431,265
	ITALY.....	2	16,568
	UNITED KINGDOM OF GT BRITAIN.....	3	164,532
8422309030	VACUUM OR GAS PACKAGING MACHINES FOR FILLING NO	1	3,903
	GERMANY.....	1	3,903
8422309040	MACH FOR FILL,WHETHER OR NOT CAPABLE OF OTHER OPER NO	25	1,962,638
	ARGENTINA.....	1	113,900
	EL SALVADOR.....	1	141,000
	ITALY.....	7	1,389,529
	MEXICO.....	3	64,084

TABLE 2 - IMPORTS INTO PUERTO RICO FROM FOREIGN COUNTRIES  
BY COMMODITY AND COUNTRY OF ORIGIN-FISCAL YEAR 2000

COMM-CODE	COMMODITY, COUNTRY AND UNIT OF QUANTITY	QUANTITY	VALUE-\$
	SPAIN.....	1	82,500
	SWEDEN.....	1	68,910
	UNITED KINGDOM OF GT BRITAIN.....	11	102,715
8422309050	VAC OR GAS PAC, PERFORM ONLY CAP, LID, SEAL, CLOSE NO	12	612,036
	FRANCE.....	11	500,000
	GERMANY.....	1	112,036
8422309060	MACH PEFORMING ONLY CAP, LID, SEAL, CLOSE, NESOI NO	2	61,793
	GERMANY.....	2	61,793
8422309070	MAC FR FIL,CLOSE,SEAL,CAP,LABEL,BOT,CAN OR CONTAIN NO	3	8,590
	GERMANY.....	2	4,228
	NETHERLANDS.....	1	4,362
8422309080	MACHINES FOR OPENING, FILLING AND CLOSING BAGS NO	4	733,759
	GERMANY.....	3	703,172
	SPAIN.....	1	30,587
8422309090	MAC FR FIL,CLOSE,SEAL,CAP,LABEL,BOX,BAG OR CONTAIN NO	61	6,384,165
	CANADA.....	1	5,950
	GERMANY.....	3	1,728,693
	IRELAND.....	5	113,758
	ITALY.....	46	3,976,933
	PANAMA.....	1	9,800
	SWITZERLAND.....	3	529,081
	UNITED KINGDOM OF GT BRITAIN.....	2	19,950
8422401090	MAC,PAC PIPE TOB,WRAP,CIG PACK&COMB CANDY CUT&WRAP NO	3	388,243
	GERMANY.....	2	378,243
	NETHERLAND ANTIL. EXC ARUBA.....	1	10,000
8422409040	STRAPPING MACHINES NO	1	20,000
	REPUBLIC OF KOREA.....	1	20,000
8422409080	PACKING OR WRAPPING MACHINERY, NESOI NO	51	6,508,604
	ARGENTINA.....	2	123,000
	CANADA.....	4	186,264
	FRANCE.....	1	149,170
	GERMANY.....	5	1,190,963
	IRELAND.....	4	43,000
	ISRAEL.....	1	41,800
	ITALY.....	22	3,392,262
	NETHERLANDS.....	2	366,877
	NORWAY.....	2	102,100
	SPAIN.....	2	516,532
	SWITZERLAND.....	6	396,636
8422901000	PARTS OF CAN-SEALING MACHINES X		2,414
	SPAIN.....		2,414
8422909020	PTS OF MACH FR CLEAN,DRY BOTTLES OR OTH CONTAINERS X		2,566
	JAPAN.....		2,566
8422909060	PARTS OF WRAPPING AND PACKAGING MACHINES, NESOI X		1,090,979
	GERMANY.....		145,446
	ITALY.....		673,198
	NETHERLANDS.....		215,000
	SPAIN.....		2,800
	SWITZERLAND.....		47,945
	UNITED KINGDOM OF GT BRITAIN.....		6,590
8422909095	PTS OF MACH FOR FIL,CLSE,SEAL,CAP,LAB,BT,BGS,NESOK X		3,087,582
	CANADA.....		32,340
	CHINA (TAIWAN).....		2,117
	FRANCE.....		16,236
	GERMANY.....		1,645,951
	GREECE.....		3,426
	ITALY.....		1,150,789
	JAPAN.....		27,960
	MEXICO.....		7,259
	NETHERLANDS.....		42,079
	SPAIN.....		17,787
	SWITZERLAND.....		71,416
	UNITED KINGDOM OF GT BRITAIN.....		70,222
8423100060	PERSONAL WEIGHING MACHINES, INC BABY & HHOLD NESOI NO	14,224	16,832
	CHINA,PEOPLE'S REP.(MAINLAND).....	14,224	16,832
8423810040	DIGITAL ELEC SCALES, WGHT CAP NOT EXC 30 KG, NESOI NO	2	3,920
	UNITED KINGDOM OF GT BRITAIN.....	2	3,920
8423810050	WEIGHING MACH,MAX WEIGHT NOT EXCEED 30 KG, NESOI NO	2,408	31,718
	COLOMBIA.....	2,406	27,798

TABLE 2 - IMPORTS INTO PUERTO RICO FROM FOREIGN COUNTRIES  
BY COMMODITY AND COUNTRY OF ORIGIN-FISCAL YEAR 2000

COMM-CODE	COMMODITY, COUNTRY AND UNIT OF QUANTITY	QUANTITY	VALUE-\$
	UNITED KINGDOM OF GT BRITAIN.....	2	3,920
8423820010	DIGITAL ELEC TYPE WEIGHING MACH,WGHT N/EXC 5,000KG NO	1	37,125
	GERMANY.....	1	37,125
8423820050	WEIGHING MACH WGHT CAP EXC 30 NOT EXC 5000KG,NESOI NO	21	11,392
	COLOMBIA.....	15	7,119
	MEXICO.....	6	4,273
8423890010	DIGITAL ELECTRONIC TYPE WEIGHING MACHINES, NESOI NO	1	7,786
	UNITED KINGDOM OF GT BRITAIN.....	1	7,786
8423900080	PARTS OF WEIGHING MACH EXC DIGITAL WEIGHT INDICAT X		16,494
	ITALY.....		10,000
	SWITZERLAND.....		2,295
	UNITED KINGDOM OF GT BRITAIN.....		4,199
8424201000	SIMPLE PISTON PUMP SPRAYS AND BELLOWS X		711,120
	GERMANY.....		711,120
8424209000	SPRAY GUNS AND SIMILAR APPLIANCES, NESOI X		24,975
	CHINA (TAIWAN).....		4,570
	ITALY.....		11,347
	MEXICO.....		3,050
	SPAIN.....		6,008
8424309000	STEAM AND SIMILAR JET PROJECTING MACHINES, NESOI X		33,781
	SPAIN.....		33,781
8424811000	SPRAYERS (EXC SLF-CONTAIN CAP N/OV20LIT),AGRI HORT X		59,554
	BRAZIL.....		41,676
	GERMANY.....		4,278
	ITALY.....		13,600
8424819020	IRRIGATION EQUIP FOR AGRICULTURAL OR HORT, NESOI NO	10,280	295,055
	AUSTRIA.....	4	51,178
	BULGARIA.....	10,000	41,248
	ISRAEL.....	47	133,438
	ITALY.....	125	56,890
	REP. OF SOUTH AFRICA.....	1	2,405
	SPAIN.....	8	2,751
	SYRIA.....	95	7,145
8424819040	AGRICULT SPRAYERS SELF-CONTAINED CAPACITY <=20 LTR NO	301	31,890
	BRAZIL.....	300	10,500
	SPAIN.....	1	21,390
8424819090	AGRICULTURAL OR HORTICULTURAL SPRAY APPL, NESOI NO	8,904	24,782
	DENMARK.....	200	8,400
	MEXICO.....	8,700	12,135
	SPAIN.....	4	4,247
8424897090	MECH APPLIANCES FOR PROJECT,DISPERSE,SPRAY, NESOI NO	649,249	187,827
	CANADA.....	9	6,497
	GERMANY.....	649,240	181,330
8424902000	PARTS OF SAND BLASTING MACHINES X		8,517
	ITALY.....		8,517
8424909040	PARTS OF STEAM AND SIMILAR JET PROJECTING MACHINES X		2,566
	GERMANY.....		2,566
8424909080	PARTS OF MECH APPL FOR PROJ,DIS,SPRAY,LIQ,PO,NESOI X		27,204
	BRAZIL.....		5,796
	CHINA (TAIWAN).....		8,838
	ISRAEL.....		3,144
	ITALY.....		4,812
	MEXICO.....		4,614
8425310000	WINCHES AND CAPSTANS POWERED BY ELECTRIC MOTORS NO	3	28,671
	GERMANY.....	2	26,571
	ITALY.....	1	2,100
8425390000	WINCHES AND CAPSTANS NOT POWERED BY ELECTRIC MOTOR NO	300	4,495
	NORWAY.....	300	4,495
8425410000	BUILT-IN JACKING SYSTEMS OF A TYPE USED IN GARAGES NO	1	8,727
	CANADA.....	1	8,727
8425420000	JACKS AND HOISTS,HYDRAULIC,EXC BLT-IN JACK SYSTEMS NO	9,250	583,888
	CHINA,PEOPLE'S REP.(MAINLAND).....	9,145	235,549
	CZECH REPUBLIC.....	1	46,140
	DENMARK.....	29	15,365
	FRANCE.....	5	78,342
	GERMANY.....	12	102,983
	ITALY.....	43	89,200
	SPAIN.....	2	4,414
	SWITZERLAND.....	12	4,500

TABLE 2 - IMPORTS INTO PUERTO RICO FROM FOREIGN COUNTRIES  
BY COMMODITY AND COUNTRY OF ORIGIN-FISCAL YEAR 2000

COMM-CODE	COMMODITY, COUNTRY AND UNIT OF QUANTITY	QUANTITY	VALUE-\$
	UNITED KINGDOM OF GT BRITAIN.....	1	7,395
8425490000	JACKS, NESOI; HOISTS USED FOR RAISING VEHICLES NO	7,031	390,844
	CANADA.....	507	137,460
	CHINA (TAIWAN).....	3,560	21,379
	CHINA, PEOPLE'S REP. (MAINLAND).....	1,600	6,921
	FRANCE.....	12	10,036
	ITALY.....	61	73,812
	JAPAN.....	224	55,237
	MEXICO.....	1,066	76,919
	NETHERLANDS.....	1	9,080
8426110000	OVERHEAD TRAVELING CRANES ON FIXED SUPPORT NO	10	359,454
	GERMANY.....	4	24,454
	SPAIN.....	6	335,000
8426120000	MOBILE LIFTING FRAMES ON TIRES & STRADDLE CARRIERS NO	10	2,185,000
	BRUNEI.....	4	330,000
	GERMANY.....	1	690,000
	REPUBLIC OF KOREA.....	1	65,000
	SWEDEN.....	4	1,100,000
8426190000	OVHD TRV, TRNPT, GNT, BRDG, MOBL LFT FRM&TRD CAR, NESOI NO	4	1,046,250
	AUSTRIA.....	2	605,000
	FRANCE.....	1	308,250
	ITALY.....	1	133,000
8426200000	TOWER CRANES NO	11	981,741
	CANADA.....	2	75,953
	FRANCE.....	1	23,660
	GERMANY.....	4	380,715
	ITALY.....	2	306,000
	SWITZERLAND.....	2	195,413
8426410005	WORKS TRUCKS FITTED WITH A CRANE, SELF-PROPEL TIRE NO	2	576,255
	BRAZIL.....	1	96,855
	UNITED KINGDOM OF GT BRITAIN.....	1	479,400
8426410010	CABLE OPERATED LIFT MACHINERY, SELF-PROPELLED, ON NO	28	3,833,717
	GERMANY.....	28	3,833,717
8426410090	LIFTING MACHINERY, SELF-PROPELLED, ON TIRES, NESOI NO	3	1,193,488
	GERMANY.....	3	1,193,488
8426490090	LIFTING MACHINERY SELF-PROPELLED, NESOI NO	2	1,494,645
	GERMANY.....	2	1,494,645
8426990000	LIFTING MACHINERY, NESOI NO	170	101,128
	CHINA, PEOPLE'S REP. (MAINLAND).....	169	15,658
	ITALY.....	1	85,470
8427104000	RIDER-TYPE, SLF-PROPEL WKS TRKS PWR BY ELEC MTR NO	19	233,964
	CANADA.....	12	115,960
	REPUBLIC OF KOREA.....	7	118,004
8427108010	OPERATOR RIDE SLF-PROPEL WKS TRKS PWR BY ELEC MTR NO	2	37,504
	UNITED KINGDOM OF GT BRITAIN.....	2	37,504
8427108090	SELF-PROPEL WRKS TRK TRUCK POWERED BY AN ELEC MOTO NO	35	563,784
	CANADA.....	9	105,123
	GERMANY.....	1	24,640
	NETHERLANDS.....	11	186,897
	REPUBLIC OF KOREA.....	14	247,124
8427204000	RIDER-TYPE, OTHER SELF-PROPELLED TRUCKS NO	46	635,897
	CANADA.....	5	84,698
	JAPAN.....	5	12,064
	NETHERLANDS.....	10	164,093
	REPUBLIC OF KOREA.....	18	272,481
	UNITED KINGDOM OF GT BRITAIN.....	8	102,561
8427208000	OTHER SELF-PROPELLED TRUCKS, OTHER THAN RIDER-TYPE NO	15	563,229
	CANADA.....	6	125,498
	ITALY.....	1	17,000
	NETHERLANDS.....	2	33,944
	UNITED KINGDOM OF GT BRITAIN.....	6	386,787
8427900000	FORK-LIFT AND WORKS TRUCKS, NESOI NO	2	18,898
	FRANCE.....	1	12,000
	GERMANY.....	1	6,898
8428100000	PASS OR FREIGHT ELEVATOR EXC CONT ACT & SKIP HOIST NO	68	538,232
	CANADA.....	1	4,729
	REPUBLIC OF KOREA.....	52	198,467
	SWEDEN.....	5	296,596
	SWITZERLAND.....	9	26,440

TABLE 2 - IMPORTS INTO PUERTO RICO FROM FOREIGN COUNTRIES  
BY COMMODITY AND COUNTRY OF ORIGIN-FISCAL YEAR 2000

COMM-CODE	COMMODITY, COUNTRY AND UNIT OF QUANTITY	QUANTITY	VALUE-\$
8428200010	VENEZUELA.....	1	12,000
	CONVEYORS, PNEUMATIC..... NO	20	849,060
	CANADA.....	2	10,800
	DOMINICAN REPUBLIC.....	8	29,500
	GERMANY.....	1	106,960
	SWEDEN.....	1	606,000
	UNITED KINGDOM OF GT BRITAIN.....	8	95,800
8428200050	ELEVATORS, PNEUMATIC..... NO	2	43,676
	CANADA.....	2	43,676
8428320000	CONT-ACT ELEV & CONVEY,FR GOODS OR MATL,BUCKET TYP..... NO	8	257,324
	GERMANY.....	2	153,820
	SPAIN.....	3	22,916
	SWITZERLAND.....	3	80,588
8428330000	CONT-ACT ELEV & CONVEY,FR GOODS OR MATL,BELT TYPE..... NO	2	7,597
	AUSTRIA.....	2	7,597
8428390000	CONT-ACT ELEV & CONVEY,FR GOODS OR MATERLS, NESOI..... NO	22	849,199
	BRAZIL.....	6	190,810
	CANADA.....	1	9,102
	GERMANY.....	1	102,871
	ITALY.....	3	191,244
	MEXICO.....	9	351,216
	UNITED KINGDOM OF GT BRITAIN.....	2	3,956
8428400000	ESCALATORS AND MOVING WALKWAYS..... NO	2	152,459
	AUSTRIA.....	2	152,459
8428500000	WAG PUSH,LOCO WAG TRAV,WAG TIP&RAIL WAG HNDL EQUIP..... NO	2	79,132
	ITALY.....	1	47,132
	UNITED KINGDOM OF GT BRITAIN.....	1	32,000
8428900010	INDUSTRIAL ROBOTS FOR LIFTING, HAND,LOAD OR UNLOAD..... NO	4	1,539,226
	GERMANY.....	3	1,521,613
	JAPAN.....	1	17,613
8428900090	MACH FOR LIFTING,HANDLING,LOADING,UNLOADING,NESOI..... NO	589	2,903,625
	BELGIUM.....	9	424,002
	CANADA.....	17	405,368
	CHINA,PEOPLE'S REP.(MAINLAND).....	144	26,088
	GERMANY.....	47	684,038
	IRELAND.....	220	66,000
	ITALY.....	3	244,234
	JAPAN.....	141	36,336
	REPUBLIC OF KOREA.....	4	68,204
	SWEDEN.....	2	929,000
	UNITED KINGDOM OF GT BRITAIN.....	2	20,355
8429110010	BULLDOZERS & ANGLEDZERS,SELF-PROPEL,TRACK LAY,NEW..... NO	5	280,501
	ITALY.....	2	112,400
	REPUBLIC OF KOREA.....	3	168,101
8429110090	BULLDOZERS & ANGLEDZERS,SELF-PROPEL,TRAK LAY,USED..... NO	2	131,000
	GERMANY.....	1	96,000
	JAPAN.....	1	35,000
8429190010	BULLDOZERS AND ANGLEDZERS, SELF-PROPEL, NEW,NESOI..... NO	12	1,781,334
	AUSTRIA.....	3	644,271
	POLAND.....	9	1,137,063
8429190090	BULLDOZERS AND ANGLEDZERS,SELF-PROPEL,USED,NESOI..... NO	7	314,800
	GERMANY.....	7	314,800
8429200000	GRADERS AND LEVELERS, SELF-PROPELLED..... NO	2	147,760
	BRAZIL.....	1	87,760
	INDONESIA.....	1	60,000
8429400020	TAMPING MACHINES AND ROAD ROLLERS, VIBRATORY, NEW..... NO	174	1,950,348
	FRANCE.....	9	348,754
	GERMANY.....	142	757,776
	NETHERLANDS.....	2	140,228
	SWEDEN.....	21	703,590
8429511005	INTEGR TRATOR SHOVL LOAD,REAR ENG MT, 2WHEEL DR,NE..... NO	4	55,560
	REPUBLIC OF KOREA.....	4	55,560
8429511015	TRACT SHOVLDR,REAR ENG MT,4WH DR,CAP UND1.5M3,NEW..... NO	4	233,299
	GERMANY.....	1	35,300
	REPUBLIC OF KOREA.....	2	150,358
	UNITED KINGDOM OF GT BRITAIN.....	1	47,641
8429511025	SHOVLDR,REAR ENG MT,4WH DR,CAP1.5M3UNDER2.2M3,NEW..... NO	1	72,100
	UNITED KINGDOM OF GT BRITAIN.....	1	72,100
8429511040	SHOVLDR,REAR ENG MT,4WH DR,CAP3.8M3UNDER5.2M3,NEW..... NO	1	108,525



TABLE 2 - IMPORTS INTO PUERTO RICO FROM FOREIGN COUNTRIES  
BY COMMODITY AND COUNTRY OF ORIGIN-FISCAL YEAR 2000

COMM-CODE	COMMODITY, COUNTRY AND UNIT OF QUANTITY	QUANTITY	VALUE-\$
	REPUBLIC OF KOREA.....	1	108,525
8429511045	SHOV LDR, REAR ENG MT, 4WH DR, CAP5.2M3 UND 7.6M3, NEW NO	2	513,520
	POLAND.....	2	513,520
8429511060	FRONT-END SHOVEL LOADERS, WHEEL TYPE, NEW, NESOI NO	44	3,503,764
	FRANCE.....	2	255,129
	GERMANY.....	2	218,000
	REPUBLIC OF KOREA.....	35	2,185,146
	SWEDEN.....	1	40,000
	UNITED KINGDOM OF GT BRITAIN.....	4	805,489
8429511065	FRONT-END SHOVEL LOADERS, WHEEL TYP, USED OR REBLT NO	1	50,000
	GERMANY.....	1	50,000
8429515020	FRNT-END SHOVL LOAD, 44.7KW UNDER 67.1KW, NEW, NESOI NO	2	117,210
	JAPAN.....	2	117,210
8429515030	FRNT-END SHOVL LOAD, 67.1KW UNDER 93.2KW, NEW, NESOI NO	3	387,057
	FRANCE.....	3	387,057
8429515040	FRNT-END SHOVL LOAD, 93.2KW UNDER 119.3KW, NEW, NESOI NO	3	497,504
	FRANCE.....	3	497,504
8429515060	FRONT-END SHOVEL LOADERS, USED OR REBUILT, NESOI NO	3	155,000
	REPUBLIC OF KOREA.....	3	155,000
8429521010	EXCAVATORS WITH 360 REVOL SUPSTR, CRAWL MT, HYD, NEW NO	23	2,397,300
	GERMANY.....	1	93,187
	JAPAN.....	18	1,947,641
	POLAND.....	2	269,672
	REPUBLIC OF KOREA.....	2	86,800
8429521020	EXCAVATORS WITH 360 REVOL SUPSTR, CRWL MT, EX HY, NEW NO	3	356,536
	AUSTRALIAN ISLANDS.....	3	356,536
8429591030	BACKHOES, NEW, EXC 360 REVOLVING SUPERSTRUCTURE NO	118	4,546,180
	ITALY.....	118	4,546,180
8429595060	MECH SHVL, EXCAVAT, SHVL LOAD, EXC 360 REVOL STUR, NEW NO	112	9,829,165
	AUSTRIA.....	6	941,360
	FRANCE.....	4	859,291
	GERMANY.....	8	501,997
	ITALY.....	1	36,031
	JAPAN.....	2	178,000
	REPUBLIC OF KOREA.....	88	7,152,486
	SWEDEN.....	3	160,000
8429595080	MECH SHVL, EXCAVAT, SHV LOAD, EX360 REVOL STUR, USED NO	9	1,047,692
	GERMANY.....	8	911,000
	REPUBLIC OF KOREA.....	1	136,692
8430310040	ROCK BREAKING MACHINES, SELF-PROPELLED NO	2	421,793
	REPUBLIC OF KOREA.....	1	149,543
	UNITED KINGDOM OF GT BRITAIN.....	1	272,250
8430390040	ROCK BREAKING MACHINES, EXCEPT SELF-PROPELLED NO	9	100,259
	JAPAN.....	2	11,720
	NETHERLANDS.....	4	53,821
	REPUBLIC OF KOREA.....	3	34,718
8430498030	BOR OR SINK MACH, MACH, ROTARY, WATER WELL DRILLIN NO	2	120,000
	REPUBLIC OF KOREA.....	2	120,000
8430498050	BORING OR SINKING MACHINERY, NESOI NO	15	105,151
	BELGIUM.....	4	36,075
	SWEDEN.....	11	69,076
8430610000	TAMPING OR COMPACTING MACHINERY, NOT SELF-PROPELLED NO	37	81,018
	GERMANY.....	36	61,018
	VENEZUELA.....	1	20,000
8430690000	MOVE, GRADE, LEVEL, SCRAP, EXCAVAT, EXTRACT MACH, NESOI NO	8	39,410
	SWEDEN.....	8	39,410
8431100010	PTS, PULY TKLE & HOISTS EXC SKIP OR FOR RAISING VEH X		142,911
	GERMANY.....		142,911
8431100090	PARTS OF WINCHES, CAPSTANS AND JACKS X		221,642
	CANADA.....		75,861
	GERMANY.....		145,781
8431200000	PTS OF FRK LFT TRKS & WORKS TRKS WITH LIFT OR HNDL X		25,307
	CANADA.....		17,425
	UNITED KINGDOM OF GT BRITAIN.....		7,882
8431310040	PTS OF PULLEY TACKLE & HOISTS EXC SKIP, OR VEH USE X		6,833
	GERMANY.....		4,633
	REPUBLIC OF KOREA.....		2,200
8431310060	PARTS OF ESCALATORS X		244,506
	BELGIUM.....		4,093

TABLE 2 - IMPORTS INTO PUERTO RICO FROM FOREIGN COUNTRIES  
BY COMMODITY AND COUNTRY OF ORIGIN-FISCAL YEAR 2000

COMM-CODE	COMMODITY, COUNTRY AND UNIT OF QUANTITY	QUANTITY	VALUE-\$
	BRAZIL.....		2,940
	CANADA.....		22,831
	CHINA (TAIWAN).....		4,852
	GERMANY.....		44,574
	ITALY.....		18,163
	REPUBLIC OF KOREA.....		9,943
	SPAIN.....		11,471
	SWAZILAND.....		43,349
	SWEDEN.....		10,858
	SWITZERLAND.....		71,432
8431390010	PARTS OF PNEUMATIC ELEVATORS AND CONVEYORS X		2,413,598
	BELGIUM.....		6,391
	BRAZIL.....		52,000
	CANADA.....		104,877
	FRANCE.....		2,227,884
	ISRAEL.....		2,300
	MEXICO.....		5,746
	SWEDEN.....		6,750
	UNITED KINGDOM OF GT BRITAIN.....		7,650
8431390080	PTS OF LFT,HANDL,LOAD OR UNLOAD MACH HEAD8428NESOI X		361,511
	CANADA.....		29,318
	FRANCE.....		2,500
	ITALY.....		97,473
	SWEDEN.....		230,000
	UNITED KINGDOM OF GT BRITAIN.....		2,220
8431410080	BUCKETS, SHOVELS, GRABS AND GRIPS, NESOI NO	314	274,202
	CANADA.....	129	151,594
	FRANCE.....	2	8,800
	GERMANY.....	69	27,370
	ITALY.....	66	50,152
	MEXICO.....	1	5,200
	POLAND.....	36	3,030
	REPUBLIC OF KOREA.....	11	28,056
8431438090	PARTS OF OTHER BORING OR SINKING MACHINERY X		2,174
	CANADA.....		2,174
8431491010	PTS OF OVHEAD TRAVL,TRANSPT,GATRY,BRIDGE,JIB CRANES X		13,820
	GERMANY.....		9,177
	NETHERLANDS.....		4,643
8431491090	PARTS OF MACHINERY OF HEADING 8426 NESOI X		213,610
	FRANCE.....		2,264
	GERMANY.....		53,621
	ITALY.....		38,770
	SPAIN.....		91,898
	SWEDEN.....		27,057
8431499005	BACKHOE ATTACHMENTS FOR MOUNTING ON MACHINERY NO	6	3,244
	UNITED KINGDOM OF GT BRITAIN.....	6	3,244
8431499060	PARTS OF MACH OF HEADING 8426,8429 OR 8430, NESOI X		348,881
	BRAZIL.....		3,830
	CANADA.....		11,263
	FRANCE.....		174,789
	GERMANY.....		71,707
	INDIA.....		2,100
	JAPAN.....		2,833
	REPUBLIC OF KOREA.....		80,259
	UNITED KINGDOM OF GT BRITAIN.....		2,100
8432100060	PLOWS, NESOI NO	3	7,000
	COSTA RICA.....	3	7,000
8432210000	DISC HARROWS NO	3	7,843
	BRAZIL.....	2	3,749
	MEXICO.....	1	4,094
8432290090	HARROWS AND SCARIFIERS, NESOI NO	31	11,637
	BRAZIL.....	31	11,637
8432300010	PLANTERS AND TRANSPLANTERS NO	6	8,882
	CHINA,PEOPLE'S REP.(MAINLAND).....	6	8,882
8432300090	SEEDERS NO	1	21,110
	UNITED KINGDOM OF GT BRITAIN.....	1	21,110
8432800000	AGRI,HORT,FORSTY MACH FOR SOIL PREP OR CULTIVATE NO	10	125,142
	GERMANY.....	10	125,142
8432900005	PARTS OF PLOWS X		13,751

TABLE 2 - IMPORTS INTO PUERTO RICO FROM FOREIGN COUNTRIES  
BY COMMODITY AND COUNTRY OF ORIGIN-FISCAL YEAR 2000

COMM-CODE	COMMODITY, COUNTRY AND UNIT OF QUANTITY	QUANTITY	VALUE-\$
8432900030	BRAZIL.....		13,751
	PTS OF SEED,PLNT,TRNSPLNT,MANUR SPRED,FERTILIZ DIS X		108,579
	BRAZIL.....		86,054
	MEXICO.....		22,525
8432900080	PTS OF AG,HORT,FORTY MAC FR SOIL PREP OR CULTIVATE X		16,382
	GERMANY.....		14,263
	SWEDEN.....		2,119
8433200060	MOWERS, INC CUTTER BARS FOR TRACTOR MOUNTING,NESOI NO	1	6,550
	GERMANY.....	1	6,550
8433590010	FIELD FORAGE HARVESTERS NO	2	11,350
	MEXICO.....	2	11,350
8433590090	HARVESTING MACHINERY OR THRESHING MACHINERY, NESOI NO	4	22,700
	MEXICO.....	4	22,700
8433600090	MACH FOR CLEAN, SORT, GRADE, FRUIT OR AGRIL PRODUCE NO	1	243,300
	ISRAEL.....	1	243,300
8433905040	PARTS OF MOWERS, HARVEST & THRESH MACH, NESOI X		18,287
	BRAZIL.....		18,287
8435900000	PTS, PRES, CRUSH&SIM MAC, USE IN MFG OF FRUIT JUICES X		5,501
	AUSTRIA.....		5,501
8436100000	MACHINERY FOR PREPARING ANIMAL FEEDS NO	3	55,343
	DENMARK.....	1	19,801
	SPAIN.....	2	35,542
8436290000	POULTRY-KEEPING MACHINERY NO	7	236,508
	VENEZUELA.....	7	236,508
8436800090	AGRIL, HORT MACH INC GERMINAT PLT FIT WITH EQ, NESOI NO	58	63,010
	CANADA.....	1	4,600
	ISRAEL.....	3	45,710
	NETHERLANDS.....	54	12,700
8436990020	PARTS OF FORESTRY MACHINERY X		11,350
	MEXICO.....		11,350
8436990090	PTS OF AG, HORT, MACH INC GERM PLT WITH MECH/THRM EQ X		84,157
	COSTA RICA.....		32,467
	DENMARK.....		3,254
	ISRAEL.....		48,436
8437100000	MACH FOR CLEAN, SORT OR GRADE SEED, GRAIN, DR LEG VEG NO	2	23,709
	COLOMBIA.....	1	6,209
	NETHERLANDS.....	1	17,500
8437800010	FLOUR MILL AND GRAIN MILL MACHINES NO	31	950,000
	GERMANY.....	19	575,000
	SPAIN.....	2	75,000
	SWITZERLAND.....	10	300,000
8437800090	MAC, CLN, SRT, GR SD, GR, DRD LEG VEG, MIL, WRK CER, EX FM NO	4	283,269
	COLOMBIA.....	1	2,769
	UNITED KINGDOM OF GT BRITAIN.....	3	280,500
8437900010	PARTS OF FLOUR MILL OR GRAIN MILL MACHINES X		41,448
	GERMANY.....		9,390
	NETHERLANDS.....		32,058
8437900090	PTS, MAC, CLN, SRT, GR SD, GR, DRD LEG VEG, MIL, WRK CERAL X		7,371
	SWEDEN.....		3,857
	UNITED KINGDOM OF GT BRITAIN.....		3,514
8438100010	BAKERY MACHINERY NO	34	329,048
	ARGENTINA.....	3	24,502
	CHINA (TAIWAN).....	18	16,915
	DOMINICAN REPUBLIC.....	1	25,000
	GERMANY.....	1	11,917
	NETHERLANDS.....	1	211,500
	SPAIN.....	7	34,463
	VENEZUELA.....	3	4,751
8438100090	MACHINERY FOR THE MANUFACTURE OF MACARONI OR SIMIL NO	32	10,950
	ITALY.....	32	10,950
8438200000	MACH FOR THE MANUF OF CONFECTIONERY, COCOA OR CHOC NO	16	6,710
	BRAZIL.....	16	6,710
8438500010	MEAT-AND POULTRY-PACKING PLANT MACHINERY NO	51	77,106
	GERMANY.....	1	56,430
	ITALY.....	50	20,676
8438500090	MACH FOR THE PREPARATION OF MEAT OR POULTRY, NESOI NO	260	53,051
	CHINA (TAIWAN).....	260	53,051
8438800000	IND PREP, MANUF FOOD, DRINK EXC EXT, PREP ANIM, VEG OL NO	244	400,533
	BRAZIL.....	90	17,171

TABLE 2 - IMPORTS INTO PUERTO RICO FROM FOREIGN COUNTRIES  
BY COMMODITY AND COUNTRY OF ORIGIN-FISCAL YEAR 2000

COMM-CODE	COMMODITY, COUNTRY AND UNIT OF QUANTITY	QUANTITY	VALUE-\$
	COLOMBIA.....	7	25,512
	COSTA RICA.....	1	3,500
	FRANCE.....	15	40,900
	ITALY.....	25	38,651
	REPUBLIC OF KOREA.....	2	2,400
	SPAIN.....	100	122,107
	VENEZUELA.....	4	150,292
8438909015	PTS OF MACH FOR BAKERY, MANUF OF MACARONI,SPAGHETI X		248,797
	ARGENTINA.....		11,917
	FRANCE.....		11,158
	ITALY.....		49,710
	NETHERLANDS.....		136,200
	SPAIN.....		39,812
8438909030	PTS OF MACH FOR MANUF OF CONFECTION,COCOA,CHOCOLATE X		82,976
	GERMANY.....		3,220
	ITALY.....		71,504
	NETHERLANDS.....		2,755
	UNITED KINGDOM OF GT BRITAIN.....		5,497
8438909090	PTS IND PREP,MFG FOOD,DRK EX EXT,PREP ANIM,VEG OIL X		408,504
	ITALY.....		389,451
	SPAIN.....		19,053
8439919000	PARTS OF MACH FOR MAKE PULP OF FIB CELL MAT,NESOI X		14,683
	GERMANY.....		14,683
8439991000	PARTS OF MACHINERY FOR MAKING PAPER OR PAPERBOARD X		4,745
	SPAIN.....		4,745
8441100000	CUTTING MACHINES FOR PAPER PRODUCTS NO	1	106,000
	REPUBLIC OF KOREA.....	1	106,000
8441300000	MAC FR MAK CART,BOX,CASE,TUBE,DRUM OR CONT EX MOLD NO	2	82,983
	GERMANY.....	1	4,490
	SPAIN.....	1	78,493
8441400000	MACH FOR MOLD ART IN PAPER PULP,PAPER OR PAPERBOARD NO	3	2,400
	ITALY.....	3	2,400
8441800000	MACH FR MAKE UP PAPER PULP,PAPER,PAPERBRD NO	2	20,000
	REPUBLIC OF KOREA.....	2	20,000
8441900000	PTS OF MAC FR MAKE UP PAPER PULP,PAPER/PAPBRD,CUT X		68,930
	ITALY.....		15,558
	NETHERLANDS.....		48,612
	SPAIN.....		4,760
8442100000	PHOTOTYPESETTING AND COMPOSING MACHINES NO	1	213,750
	CANADA.....	1	213,750
8442300000	MACH & EQUIP, NESOI, F MAKING PRINT BLOCKS, PLATES NO	7	862,372
	CANADA.....	1	31,950
	GERMANY.....	6	830,422
8442400000	PARTS OF MACH & EQUIP F MAKE PRINT BLOCKS, ETC X		14,241
	MEXICO.....		2,917
	UNITED KINGDOM OF GT BRITAIN.....		11,324
8442509010	PRNT BLCK,CYL,PRNT COMP,PLN,GRN,POL,PREP F ENG,IMP NO	1	3,380
	SPAIN.....	1	3,380
8443115000	REEL-FED OFFSET PRINTING MACHINERY, NESOI NO	1	78,302
	UNITED KINGDOM OF GT BRITAIN.....	1	78,302
8443120000	SHEET-FED, OFFICE TYPE, OFFSET PRINTING MACHINERY NO	1	246,625
	CZECH REPUBLIC.....	1	246,625
8443191000	OFFSET PRINT MACH,EXC REEL OR SHEE-FED,900KG LESS NO	2	64,041
	JAPAN.....	2	64,041
8443199000	OFFSET PRINT MACH, WEIGHING 1600KG OR MORE, NESOI NO	1	110,554
	JAPAN.....	1	110,554
8443210000	REEL-FED LETTERPRESS PRINTING MACHINERY NO	7	650,000
	GERMANY.....	7	650,000
8443290000	LETTERPRESS PRINTING MACHINERY, EXCEPT REEL-FED NO	1	16,718
	ITALY.....	1	16,718
8443300000	FLEXOGRAPHIC PRINTING MACHINERY NO	2	461,500
	CHINA (TAIWAN).....	1	49,500
	ITALY.....	1	412,000
8443400000	GRAVURE PRINTING MACHINERY NO	1	29,880
	GERMANY.....	1	29,880
8443515000	INK JET PRINTING MACHINERY, OTHER THAN 8471, NESOI X		23,500
	CANADA.....		13,500
	CZECH REPUBLIC.....		10,000
8443595000	PRINTING MACHINERY, OTHER THAN INK JET, NESOI X		874,014

TABLE 2 - IMPORTS INTO PUERTO RICO FROM FOREIGN COUNTRIES  
BY COMMODITY AND COUNTRY OF ORIGIN-FISCAL YEAR 2000

COMM-CODE	COMMODITY, COUNTRY AND UNIT OF QUANTITY	QUANTITY	VALUE-\$
	CANADA.....		25,000
	CHINA, PEOPLE'S REP.(MAINLAND).....		29,537
	HONG KONG.....		2,360
	NEW ZEALAND ISLANDS.....		175,000
	UNITED KINGDOM OF GT BRITAIN.....		642,117
8443600000	MACHINES FOR USES ANCILLARY TO PRINTING X		225,000
	GERMANY.....		225,000
8443905000	PARTS OF PRINTING MACH AND MACH FOR ANCILLARY USE X		134,329
	CANADA.....		3,980
	CHINA (TAIWAN).....		7,948
	GERMANY.....		23,197
	ITALY.....		18,162
	UNITED KINGDOM OF GT BRITAIN.....		75,972
	VENEZUELA.....		5,070
8447111000	HOSIERY KNIT MAC,CIRCUL,CYL DIAMETER NOT EXC 165MM NO	4	207,024
	ITALY.....	4	207,024
8447121000	HOSIERY KNIT MACH,CIRCUL,CYL DIAMETER EXC 165 MM NO	9	620,940
	ITALY.....	9	620,940
8447129090	CIRCULAR KNIT MACH, DIAMETER OV 165 MM, NESOI NO	6	378,479
	ITALY.....	6	378,479
8447206000	FLAT KNITTING MACH AND STITCH-BONDING MACH, NESOI NO	5	434,790
	ITALY.....	5	434,790
8447905000	EMBROIDERY MACHINES NO	1	97,710
	ITALY.....	1	97,710
8448320090	PTS, NESOI, OF MCH F PREPAR TEXTILE FIBRS, NESOI X		29,206
	GERMANY.....		4,497
	SWITZERLAND.....		24,709
8448399000	PTS & ACCES OF MACH OF HEAD 8445 OR THEIR AUX MAC X		163,262
	GERMANY.....		2,323
	ITALY.....		12,786
	SWITZERLAND.....		145,909
	UNITED KINGDOM OF GT BRITAIN.....		2,244
8448591000	PARTS OF KNITTING MACHINES X		66,033
	GERMANY.....		66,033
8450110040	WASH MACH,EXC COIN OP, CAP NOT EXC 10 KG, TOP LOAD NO	2,078	387,582
	MEXICO.....	2,078	387,582
8450110080	WASH MACH,EXC COIN, CAP NOT EXC 10 KG,EXC TOP LOAD NO	306	58,140
	MEXICO.....	306	58,140
8450200090	WASH MACH,CAP EXC 10KG, HOUSEHOLD, LANDRY-TYP, NESOI NO	1	3,599
	BELGIUM.....	1	3,599
8451100000	DRY-CLEANING MACHINES NO	3	50,557
	BELGIUM.....	1	17,750
	ITALY.....	2	32,807
8451300000	IRONING MACH AND PRESSES (INCLUD FUSING PRESSES) NO	13	278,803
	BELGIUM.....	3	275,303
	CANADA.....	10	3,500
8451500000	MACH FOR REEL, UNREEL, FOLDING, CUT OR PINK TEXT FAB NO	3	99,403
	GERMANY.....	2	59,403
	SWITZERLAND.....	1	40,000
8451800000	MACHINERY OF HEADING 8451, NESOI NO	12	110,178
	BELGIUM.....	2	79,840
	SPAIN.....	10	30,338
8451909010	PTS, MAC FOR WASH, DRY-CLEAN, IRON, PRESS, DRY TEXT ART X		29,761
	BELGIUM.....		27,270
	ITALY.....		2,491
8451909020	PARTS OF MACH FOR BLEACH, DRY, WASHING OR CLEANING X		6,196
	GERMANY.....		6,196
8452100090	SEWING MACH, HOUSEHOLD, VALUE OVER \$20 EACH NO	11,204	738,623
	BRAZIL.....	4,612	362,674
	CHINA (TAIWAN).....	1,115	42,941
	CHINA, PEOPLE'S REP.(MAINLAND).....	3,830	262,286
	DOMINICAN REPUBLIC.....	202	6,682
	HONG KONG.....	1,195	26,290
	JAPAN.....	250	37,750
8452219000	SEWING MACHINES, AUTOMATIC UNITS, NESOI NO	181	28,883
	CHINA (TAIWAN).....	1	3,400
	JAPAN.....	180	25,483
8452299000	SEWING MACHINES, NESOI NO	128	188,132
	BRAZIL.....	4	4,000

TABLE 2 - IMPORTS INTO PUERTO RICO FROM FOREIGN COUNTRIES  
BY COMMODITY AND COUNTRY OF ORIGIN-FISCAL YEAR 2000

COMM-CODE	COMMODITY, COUNTRY AND UNIT OF QUANTITY	QUANTITY	VALUE-\$
	CHINA (TAIWAN).....	7	13,200
	CHINA,PEOPLE'S REP.(MAINLAND).....	40	2,872
	ITALY.....	19	49,282
	JAPAN.....	58	118,778
8452300000	SEWING MACHINE NEEDLES THS.....	57	18,228
	CHINA,PEOPLE'S REP.(MAINLAND).....	57	18,228
8452400000	FURNITURE, BASES & COVERS FOR SEWING MACH & PARTS X.....		201,419
	BRAZIL.....		69,063
	CHINA (TAIWAN).....		101,846
	CHINA,PEOPLE'S REP.(MAINLAND).....		3,100
	VENEZUELA.....		27,410
8452900010	PARTS OF HOUSEHOLD SEWING MACHINES, NESOI X.....		6,115
	CHINA,PEOPLE'S REP.(MAINLAND).....		6,115
8452900090	PARTS OF SEWING MACHINES, NESOI X.....		90,213
	BRAZIL.....		14,751
	CHINA (TAIWAN).....		6,224
	CHINA,PEOPLE'S REP.(MAINLAND).....		5,890
	JAPAN.....		63,348
8453200000	MACHINERY FOR MAKING OR REPAIRING FOOTWEAR NO.....	7	137,076
	DOMINICAN REPUBLIC.....	3	7,500
	ITALY.....	2	118,072
	UNITED KINGDOM OF GT BRITAIN.....	2	11,504
8456205000	MACH TOOLS, EXC MTL WRK, ULTRASONIC PROCESSES NO.....	1	5,995
	AUSTRIA.....	1	5,995
8459610080	MILLING MACH, EXC KNEE TYP, MTL REMOV, N/C, NEW NO.....	13	66,426
	CHINA (TAIWAN).....	13	66,426
8459690090	MIL MAC,MTL REMOV,EXC N/C,\$3,025 OVER, NEW, NESOI NO.....	1	137,364
	SWITZERLAND.....	1	137,364
8459708080	THREAD/TAPP MAC,MTL REMOV,EX N/C,\$3025OV,NEW,NESOI NO.....	1	188,951
	SWITZERLAND.....	1	188,951
8460404060	HONING/LAPPING MACH,MTL REMOV, N/C, OV \$3,025, NEW NO.....	1	35,020
	SWEDEN.....	1	35,020
8461504050	SAW OR CUT-OFF MACHINES, METAL REMOVING, N/C, NEW NO.....	1	11,756
	COLOMBIA.....	1	11,756
8462100050	FORG/DIE STAMP MAC & HAMER,EX HEADER & UPSETER,NEW NO.....	1	4,634
	NETHERLANDS.....	1	4,634
8462218085	BEND,FOLD,FLATTEN MACH, NUMERICALLY CONTROL, NESOI NO.....	2	181,888
	COLOMBIA.....	1	10,688
	ITALY.....	1	171,200
8462298055	BEND,FOLD,STRAIGHT OR FLAT MAC,EXC N/C,=>\$3025,NEW NO.....	6	590,023
	ITALY.....	1	542,500
	SPAIN.....	2	17,255
	UNITED KINGDOM OF GT BRITAIN.....	3	30,268
8462390050	SHEARING MAC,EXC COMB,MTL REMOV,EX N/C,\$3025,OV,NE NO.....	2	13,801
	CANADA.....	1	9,300
	UNITED KINGDOM OF GT BRITAIN.....	1	4,501
8462410080	PUNCHING OR NOTCHING MACH, INC COMB, N/C, NEW NO.....	1	130,585
	JAPAN.....	1	130,585
8462918090	HYDRAULIC PRESSES, METAL FORMING, EXCEPT N/C, NEW NO.....	1	3,900
	CHINA (TAIWAN).....	1	3,900
8462998060	METAL WORKING PRESSES, NESOI, VALUED \$3,025 AND OV NO.....	1	85,192
	ITALY.....	1	85,192
8463100080	DRAW-BENCHES, METAL FORMING, \$3,025 AND OVER, NEW NO.....	1	10,497
	SPAIN.....	1	10,497
8463300060	MACH FOR WORKING WIRE,MTL FORMING, UN \$3,025, NEW NO.....	2	2,678
	SPAIN.....	2	2,678
8463300080	MACH FOR WORKING WIRE, MTL FORMING, \$3,025 OV, NEW NO.....	2	295,255
	ITALY.....	1	120,255
	SPAIN.....	1	175,000
8463900080	MACH F WORK MTL W/OUT REMOVE, NESOI,\$3025 & OV,NEW NO.....	2	84,965
	ITALY.....	1	4,752
	SPAIN.....	1	80,213
8464100080	SAWING MACH FOR WORKING STONE,CERAMICS,LIKE MATRLS NO.....	456	82,272
	ITALY.....	2	55,440
	SPAIN.....	454	26,832
8464205010	GLASS-WORKING GRINDING OR POLISHING MACHINES NO.....	1	65,195
	ITALY.....	1	65,195
8464205090	GRINDING OR POLISHING MACHINES FOR MINERAL MATL NO.....	2	81,412
	ITALY.....	2	81,412

TABLE 2 - IMPORTS INTO PUERTO RICO FROM FOREIGN COUNTRIES  
BY COMMODITY AND COUNTRY OF ORIGIN-FISCAL YEAR 2000

COMM-CODE	COMMODITY, COUNTRY AND UNIT OF QUANTITY	QUANTITY	VALUE-\$
8464909010	GLASS-WORKING MACHINES,EXCL GRIND OR POLISH, NESOI NO	2	62,456
	GERMANY.....	1	37,450
	MEXICO.....	1	25,006
8464909090	MACH FR WORKING STONE/LIKE MINERAL MATERIAL, NESOI NO	3,093	54,802
	BRAZIL.....	652	13,744
	CHINA (TAIWAN).....	2,088	23,939
	ITALY.....	11	5,868
	MEXICO.....	112	2,445
	SPAIN.....	6	2,268
	VENEZUELA.....	224	6,538
8465100045	WOODWRKNG MAC,NEW,EXC.TENONERS,OPERATE W/O TOOL CH NO	2	7,791
	BELGIUM.....	1	3,034
	FRANCE.....	1	4,757
8465100050	MAC WRK CORK,BONE,ETC,MACHIN OPERATION NO TOOL CHG NO	2	2,302
	DENMARK.....	2	2,302
8465910078	SAWING MACHINES, WOODWORKING, NESOI NO	1	13,373
	ITALY.....	1	13,373
8465910090	SAWING MACHINES, HARD MATL, NESOI NO	2	47,490
	FRANCE.....	1	6,390
	MEXICO.....	1	41,100
8465920072	PLAN, MILL, MOLDING MACH, NEW, WOODWORKING, NESOI NO	8	8,507
	DENMARK.....	8	8,507
8465930090	GRIND,SAND OR POLISHING MACH, HARD MATL, NESOI NO	2	3,000
	CANADA.....	2	3,000
8465940090	BENDING OR ASSEMBLING MACH, HARD MATL, NESOI NO	7	15,570
	FRANCE.....	6	3,367
	UNITED KINGDOM OF GT BRITAIN.....	1	12,203
8465950090	DRILLING OR MORTISING MACH, HARD MATL, NESOI NO	1	11,290
	JAPAN.....	1	11,290
8465960040	SPLITTING, SLICING OR PARING MACH,EXC HOGS,WOODWRK NO	4	21,125
	SPAIN.....	4	21,125
8465960050	SPLITTING, SLICING OR PARING MACH, HARD MATL,NESOI NO	194	43,595
	FRANCE.....	4	3,495
	ITALY.....	190	40,100
8465998070	OTHER WOODWORKING MACHINES, NESOI NO	18	72,394
	FRANCE.....	15	45,141
	ITALY.....	2	8,750
	SPAIN.....	1	18,503
8465998095	MACH TOOLS FOR ASSEMBLING MATERIALS,EXC WOOD,NESOI NO	44	20,307
	FRANCE.....	2	4,341
	GERMANY.....	1	5,637
	ITALY.....	1	5,957
	UNITED KINGDOM OF GT BRITAIN.....	40	4,372
8466108075	TOOL HOLDERS AND SELF-OPENING DIEHEADS, NESOI X		11,171
	LIECHTENSTEIN.....		5,108
	SWITZERLAND.....		6,063
8466308000	SPEC ATTACH, NESOI, FOR MACH TOOLS X		79,947
	UNITED KINGDOM OF GT BRITAIN.....		79,947
8466911000	CAS-IRON PARTS FOR MACHINES OF HEADING 8464 KG	862	10,080
	ITALY.....	412	6,823
	SPAIN.....	450	3,257
8466915000	PARTS FOR MACHINES OF HEADING 8464,EXC CAST-IRON X		57,017
	BRAZIL.....		6,027
	ITALY.....		50,990
8466925010	PARTS OF MACH TOOLS FOR WORKING WOOD,EXC CAST-IRON X		9,645
	FRANCE.....		9,645
8466925090	PARTS FOR MACH OF HEAD 8465,EX WOODWRK,CAST-IRON X		78,285
	CANADA.....		39,287
	IRELAND.....		18,718
	MEXICO.....		17,097
	REPUBLIC OF KOREA.....		3,183
8466931560	CAST-IRON PTS, MAC HEADING 8456 TO 8461, NESOI KG	95	3,311
	BELGIUM.....	95	3,311
8466935385	BED,BASE,TBLE,ETC OF 8456-8461,EXC CAST-IRON,NESOI X		17,372
	ITALY.....		17,372
8466939585	MACH PARTS OF 8456-8461, EXCL CAST-IRON PRTS,NESOI X		62,812
	CHINA (TAIWAN).....		6,842
	FRANCE.....		16,169
	GERMANY.....		39,801

TABLE 2 - IMPORTS INTO PUERTO RICO FROM FOREIGN COUNTRIES  
BY COMMODITY AND COUNTRY OF ORIGIN-FISCAL YEAR 2000

COMM-CODE	COMMODITY, COUNTRY AND UNIT OF QUANTITY	QUANTITY	VALUE-\$
8466944000	CST-IRN PRTS FOR MCHNS OF HDING 8462OR8463, NESOI KG	67	2,299
	ITALY.....	67	2,299
8466946585	PARTS OF 8462 OR 8463,EXC CAST-IRON,BED,BASE,NESOI X		2,870
	SPAIN.....		2,870
8466948585	PARTS MACH,OF 8462 OR 8463 EXC CAST-IRON PTS,NESOI X		5,949
	MEXICO.....		5,949
8467115090	ROTARY TYPE PNEUMATIC HAND-DIRECTED TOOLS, NESOI NO	336	59,946
	CHINA,PEOPLE'S REP.(MAINLAND).....	336	59,946
8467191000	PNEUMATIC HAND-DIR TOOLS, SUITABLE FR MTLWRK,NESOI NO	13	20,947
	GERMANY.....	6	8,334
	UNITED KINGDOM OF GT BRITAIN.....	7	12,613
8467195090	PNEUMATIC TOOLS, HAND-DIRECTED, NESOI NO	257	15,286
	CHINA (TAIWAN).....	245	11,777
	ITALY.....	12	3,509
8467810000	CHAIN SAWS NO	255	47,515
	ITALY.....	255	47,515
8467895090	HAND-DIR OR CONTROL TLS, SLF CONTAIN,NONELEC,NESOI NO	6	15,387
	NETHERLANDS.....	6	15,387
8467910000	PARTS OF CHAIN SAWS X		2,925
	ITALY.....		2,925
8467920050	PARTS OF PNEU HAND-HELD FORCE FEED LUBRICAT EQUIP X		5,189
	ITALY.....		5,189
8467920090	PARTS OF PNEUMATIC HAND-DIR OR CONTROL TOOLS,NESOI X		15,684
	CANADA.....		5,655
	ITALY.....		10,029
8467990090	PARTS OF HAND-DIR OR CONTROL TOOLS, NONELEC, NESOI X		4,402
	CHINA (TAIWAN).....		4,402
8468801000	MACH F SOLDER,ETC O/T GAS & HDG 8515, HAND-DIRECT NO	4,729	162,543
	NETHERLANDS.....	2	5,343
	SWEDEN.....	4,720	118,000
	VENEZUELA.....	7	39,200
8468805000	MACH F SOLDER,ETC O/T GAS & HDG 8515,NOT HAND-DIR NO	5	30,150
	BRAZIL.....	5	30,150
8469110000	WORD PROCESSING MACHINES NO	1	3,869
	PHILIPPINES.....	1	3,869
8469120000	AUTOMATIC TYPEWRITERS OTH THN WORD PRCSNG MCHNES NO	785	203,663
	ITALY.....	705	185,903
	JAPAN.....	80	17,760
8469200020	ELEC TYPEWRITERS,NESOI, WEIGHING 12 KG OR LESS NO	151	9,098
	MEXICO.....	151	9,098
8469200040	ELECTRIC TYPEWRITERS, NESOI, >12 KG NO	202	17,004
	JAPAN.....	10	2,220
	MEXICO.....	192	14,784
8469300040	NONELECTRIC TYPEWRITERS, NESOI, >12KG NO	37	13,153
	THAILAND.....	37	13,153
8470100040	ELEC CALCULATORS W/O EXTERNAL POWER, DISPLAY ONLY NO	6,264	12,699
	CHINA,PEOPLE'S REP.(MAINLAND).....	3,264	8,049
	HONG KONG.....	3,000	4,650
8470100060	ELEC CALCULATORS W/O EXTERNAL PWR,EXC DISPLAY ONLY NO	53,885	116,355
	CHINA,PEOPLE'S REP.(MAINLAND).....	53,385	113,299
	SWITZERLAND.....	500	3,056
8470210000	ELEC CALCULATING MCH,NESOI, WITH PRINTING DEVICE NO	500	8,331
	CHINA,PEOPLE'S REP.(MAINLAND).....	150	2,838
	ITALY.....	100	2,222
	JAPAN.....	250	3,271
8470290000	ELECTRONIC CALCULATING MACHINES, NESOI NO	3,006	25,060
	CHINA,PEOPLE'S REP.(MAINLAND).....	3,000	13,300
	UNITED KINGDOM OF GT BRITAIN.....	6	11,760
8470400000	ACCOUNTING MACHINES NO	5	127,618
	CANADA.....	5	127,618
8471100000	ANALOG OR HYBRID AUTOMATIC DATA PROCESSING MACHINS NO	3,001	726,500
	CHINA,PEOPLE'S REP.(MAINLAND).....	3,000	724,000
	REPUBLIC OF KOREA.....	1	2,500
8471300000	PORT DGTL ADP MACH,<10KG,AT LEAST CPU,KYBRD,DSPLY NO	18,502	15,391,172
	CHINA (TAIWAN).....	18,046	15,195,499
	CHINA,PEOPLE'S REP.(MAINLAND).....	428	125,543
	INDONESIA.....	1	2,764
	IRELAND.....	4	13,316
	ITALY.....	23	54,050



TABLE 2 - IMPORTS INTO PUERTO RICO FROM FOREIGN COUNTRIES  
BY COMMODITY AND COUNTRY OF ORIGIN-FISCAL YEAR 2000

COMM-CODE	COMMODITY, COUNTRY AND UNIT OF QUANTITY	QUANTITY	VALUE-\$
8471410035	DIGITAL ADP MCH W CPU & INPUT/OUTPUT UNT,COLOR CRT BRAZIL.....	4 4	12,020 12,020
8471410065	DIGITAL ADP MCH W CPU & INPUT/OUTPUT,CRT EXC COLOR CHINA,PEOPLE'S REP.(MAINLAND).....	2,005 2,005	721,800 721,800
8471410095	DIGITAL ADP MCH W CPU & INPUT/OUTPUT UNT, W/O CRT BRAZIL.....	2,673 2,008	893,958 296,949
	CANADA.....	3	5,601
	GERMANY.....	17	6,097
	IRELAND.....	3	4,419
	ISRAEL.....	641	545,892
	UNITED KINGDOM OF GT BRITAIN.....	1	35,000
8471491035	DIGTL PROC UNT W STRGE,INPT OR OTPUT,CLR CRT,SYSTEM BRAZIL.....	6 5	192,470 4,600
	UNITED KINGDOM OF GT BRITAIN.....	1	187,870
8471491065	DGTL PROC UNT W STRGE,INPT OR OTPT,CRT EX CLR,SYS ISRAEL.....	1 1	11,877 11,877
8471491095	DGTL PROC UNT W STRGE,INPT OR OTPT UNT,W/O CRT,SYS CANADA.....	67 6	1,639,691 21,100
	SWEDEN.....	61	1,618,591
8471491500	COMBINATION INPUT/OUTPUT UNITS W/OUT CRT, W/SYSTEM ISRAEL.....	1 1	6,800 6,800
8471492100	KEYBOARD UNITS ENTERED WITH SYSTEM CHINA (TAIWAN).....	3,875 1,315	31,394 16,914
	ITALY.....	560	7,280
	THAILAND.....	2,000	7,200
8471492400	DSPLY UNITS, W/O CRT, & DSPLY DGNL<=30.5CM,W/SYSTEM CHINA,PEOPLE'S REP.(MAINLAND).....	751 750	100,170 84,750
	JAPAN.....	1	15,420
8471493400	PRINTERS, NESOI,INK JET,ENTERED IN FORM OF SYSTEMS EL SALVADOR.....	220 20	20,903 5,903
	MEXICO.....	200	15,000
8471493500	PRINTERS, NESOI, THERMAL TRANSFER,ENT AS PT OF SYS UNITED KINGDOM OF GT BRITAIN.....	2 2	8,880 8,880
8471493790	PRINTERS, NESOI, ENTERED IN FORM OF SYSTEMS CHINA,PEOPLE'S REP.(MAINLAND).....	3,005 3,005	736,225 736,225
8471494850	CARD KEY AND MAGNETIC MEDIA ENTRY DEVICE,PT OF SYS CHINA,PEOPLE'S REP.(MAINLAND).....	1,000 1,000	160,000 160,000
8471495080	OTHER STORAGE UNITS, NESOI, ENTERED W/REST OF SYS COLOMBIA.....	8 8	33,847 33,847
8471499500	UNTS, NESOI, FOR ADP MACH, ENTERED IN FORM OF SYSM CANADA.....	1,213 3	28,400 8,000
	THAILAND.....	1,210	20,400
8471500035	DIGITAL PROC UNIT W STORAGE/INPUT/OUTPUT,COLOR CRT ARGENTINA.....	68 1	122,413 7,565
	CANADA.....	2	3,500
	ITALY.....	64	71,485
	SWITZERLAND.....	1	39,863
8471500085	DIGTA PROC UNIT W STORAGE/INPUT/OUTPUT UNITS,NESOI CANADA.....	638 149	618,098 176,793
	CHINA (TAIWAN).....	2	5,390
	GERMANY.....	13	163,846
	JAPAN.....	9	32,850
	LUXEMBOURG.....	9	75,565
	MEXICO.....	450	139,367
	SWEDEN.....	1	4,680
	UNITED KINGDOM OF GT BRITAIN.....	5	19,607
8471601095	COMBINATION INPUT/OUTPUT UNITS WITHOUT CRT CANADA.....	215 215	119,346 119,346
8471602000	KEYBOARD UNITS CHINA,PEOPLE'S REP.(MAINLAND).....	974 100	38,032 23,000
	ITALY.....	400	8,800
	MEXICO.....	124	2,480
	THAILAND.....	350	3,752
8471603000	DISPLAY UNITS, W/O CRT, & DISPLAY DIAGNL <=30.5 CM CHINA (TAIWAN).....	294 294	37,044 37,044
8471603500	COLOR CATHODE-RAY TUBE (CRT) MONITORS CHINA (TAIWAN).....	563 67	152,438 18,623
	ITALY.....	11	11,047
	JAPAN.....	15	13,845

TABLE 2 - IMPORTS INTO PUERTO RICO FROM FOREIGN COUNTRIES  
BY COMMODITY AND COUNTRY OF ORIGIN-FISCAL YEAR 2000

COMM-CODE	COMMODITY, COUNTRY AND UNIT OF QUANTITY	QUANTITY	VALUE-\$
	MALAYSIA.....	141	29,769
	MEXICO.....	319	74,004
	REPUBLIC OF KOREA.....	10	5,150
8471604540	DISPLAY UNITS, WITH CRT, OTHER THAN COLOR NO	373	88,600
	CHINA (TAIWAN).....	373	88,600
8471604580	DISPLAY UNITS, NESOI, WITHOUT CRT NO	3	4,533
	FINLAND.....	1	2,393
	ITALY.....	2	2,140
8471605100	LSR PRNTR UNITS W/ CNTRL & PRT MCHNIMS,>20PGS/MIN NO	24	8,119
	JAPAN.....	24	8,119
8471605200	OTH LASER PRINTER UNITS W/ CNTRL & PRT MECHANISMS NO	186	38,641
	JAPAN.....	186	38,641
8471605400	PRINTER UNITS, INK JET, WITH CNTRL & PRNT MECHANISM NO	890	45,105
	CHINA, PEOPLE'S REP.(MAINLAND).....	100	15,554
	ITALY.....	590	18,951
	MEXICO.....	200	10,600
8471605500	PRNTR UNITS, THERMAL TRANSFER,W/ CNTRL & PRNT MECH NO	720	178,630
	CHINA, PEOPLE'S REP.(MAINLAND).....	720	178,630
8471605760	DOT MATRIX PRINTER UNITS W/ CNTRL & PRT MECHANISM NO	475	96,433
	ITALY.....	100	44,541
	JAPAN.....	375	51,892
8471605790	PRINTER UNITS, NESOI, W/ CNTRL & PRT MECHANISMS NO	1,300	318,500
	CHINA, PEOPLE'S REP.(MAINLAND).....	1,300	318,500
8471606200	PRINTERS, NESOI, LASER PRDNG <20 PGS/MIN NO	50	10,412
	JAPAN.....	50	10,412
8471606400	PRINTERS, NESOI, INK JET NO	55	25,745
	CHINA, PEOPLE'S REP.(MAINLAND).....	9	2,403
	IRELAND.....	46	23,342
8471606730	PRINTERS, DAISY WHEEL, NESOI NO	58	5,324
	JAPAN.....	58	5,324
8471606760	PRINTERS, DOT MATRIX, NESOI NO	351	61,650
	CHINA, PEOPLE'S REP.(MAINLAND).....	100	28,000
	JAPAN.....	251	33,650
8471606790	PRINTERS, OTHER, NESOI NO	13	33,677
	JAPAN.....	12	5,740
	SWITZERLAND.....	1	27,937
8471607040	OUTPUT DEVICES, NESOI, SUITABLE FOR ADP MACHINES NO	1	3,752
	GERMANY.....	1	3,752
8471609030	CARD KEY AND MAGNETIC MEDIA ENTRY DEVICES NO	159,047	1,639,110
	CANADA.....	47	19,110
	SINGAPORE.....	159,000	1,620,000
8471609070	ADP OUTPUT DEVICES, NESOI NO	183	29,536
	SWEDEN.....	183	29,536
8471609090	ADP INPUT UNITS, NESOI NO	2,309	716,555
	AUSTRALIAN ISLANDS.....	750	325,500
	CANADA.....	1,108	370,546
	CHINA, PEOPLE'S REP.(MAINLAND).....	300	2,460
	JAPAN.....	10	2,300
	SWEDEN.....	141	15,749
8471704065	HARD DISK DRIVE UNT, NESOI, W/OUT EXTNL POWR SUPLY NO	270	28,204
	MALAYSIA.....	72	4,752
	MEXICO.....	198	23,452
8471705065	HARD MAGNETIC DISK DRIVE UNITS, NESOI NO	41	6,122
	NETHERLANDS.....	41	6,122
8471705095	DISK DRIVE UNITS, NESOI NO	30	7,082
	JAPAN.....	30	7,082
8471706000	STORAGE UNITS, NESOI, NOT ASSEMBLED IN CABINETS NO	129	5,793
	MEXICO.....	129	5,793
8471709000	OTHER STORAGE UNITS, NESOI NO	4	6,840
	CANADA.....	4	6,840
8471801000	CONTROL OR ADAPTER UNITS FOR ADP MACHINES NO	2,790	618,081
	CANADA.....	41	364,673
	DENMARK.....	7	9,001
	IRELAND.....	2,550	218,483
	MALAYSIA.....	56	21,228
	MEXICO.....	136	4,696
8471804000	UNITS, NESOI, FOR INCORPORATION INTO ADP MACHINES NO	472	33,286
	CHINA, PEOPLE'S REP.(MAINLAND).....	454	11,323
	ITALY.....	18	21,963

TABLE 2 - IMPORTS INTO PUERTO RICO FROM FOREIGN COUNTRIES  
BY COMMODITY AND COUNTRY OF ORIGIN-FISCAL YEAR 2000

COMM-CODE	COMMODITY, COUNTRY AND UNIT OF QUANTITY	QUANTITY	VALUE-\$
8471809000	OTHER UNITS, FOR AUTO DATA PROCESSING MACH, NESOI NO	156	334,635
	CANADA.....	155	328,635
	CHINA, PEOPLE'S REP. (MAINLAND).....	1	6,000
8471900000	MACHINES AND UNITS THEREOF FOR PROCESS DATA, NESOI NO	390	267,286
	CANADA.....	264	69,777
	ITALY.....	1	125,250
	JAPAN.....	124	45,925
	REP. OF SOUTH AFRICA.....	1	26,334
8472100000	DUPLICATING MACHINES NO	21	12,532
	JAPAN.....	1	6,532
	UNITED KINGDOM OF GT BRITAIN.....	20	6,000
8472200000	ADDRESSING MACH & ADDRESS PLATE EMBOSSEING MACH NO	6	65,585
	ITALY.....	6	65,585
8472300000	MAIL SORTING, OPENING, POSTAGE AFFIXING, ETC, MACH NO	7	67,713
	UNITED KINGDOM OF GT BRITAIN.....	7	67,713
8472901000	AUTOMATIC TELLER MACHINES NO	23	372,689
	IRELAND.....	1	11,132
	UNITED KINGDOM OF GT BRITAIN.....	22	361,557
8472904000	PENCIL SHARPENERS NO	12,193	12,297
	CHINA (TAIWAN).....	5,041	7,364
	CHINA, PEOPLE'S REP. (MAINLAND).....	1,200	2,310
	PANAMA.....	5,952	2,623
8472906000	NUMBERING, DATING AND CHECK-WRITING MACHINES NO	20	3,100
	CANADA.....	20	3,100
8472909520	COIN AND CURRENCY HANDLING MACHINES NO	11	7,932
	JAPAN.....	1	5,000
	REPUBLIC OF KOREA.....	10	2,932
8472909550	OTHER OFFICE MACHINES, NESOI NO	46,202	144,191
	BRAZIL.....	2	14,638
	CHINA, PEOPLE'S REP. (MAINLAND).....	45,296	123,854
	GERMANY.....	4	3,014
	HONG KONG.....	900	2,685
8473109000	PARTS OF TYPEWRITERS, EXC ATMTIC TYPWRTRS & WD PRCS X		15,360
	ITALY.....		15,360
8473290000	PARTS FOR MACH, NESOI, INCORP CALCULATING DEVICE X		1,322,998
	CANADA.....		32,158
	CHINA, PEOPLE'S REP. (MAINLAND).....		1,286,500
	SWEDEN.....		4,340
8473301000	PRTS OF ADP MCH, NOT INCRPRTNG CRT, PRT CRCT ASSEM. X		2,945,483
	CANADA.....		582,732
	FINLAND.....		9,261
	FRANCE.....		11,560
	GERMANY.....		277,457
	HONG KONG.....		11,452
	IRELAND.....		692,794
	ITALY.....		89,925
	JAPAN.....		200,106
	MALAYSIA.....		406,013
	MEXICO.....		263,577
	NETHERLANDS.....		30,946
	SWEDEN.....		351,385
	UNITED KINGDOM OF GT BRITAIN.....		18,275
8473302000	PARTS ADP, FACE PLTES & LCK LTCHES OF PRCS, NO CRT X		14,834
	CHINA (TAIWAN).....		14,834
8473303000	OTHER PARTS FOR PRINTERS, NO CATHODE RAY TUBE X		940,163
	IRELAND.....		78,486
	MALAYSIA.....		498,190
	SINGAPORE.....		363,487
8473305000	PTS & ACCESSORIES OF MACH OF HEADING OF 8471, NESOI X		3,782,597
	CANADA.....		7,838
	CHINA (TAIWAN).....		212,282
	CHINA, PEOPLE'S REP. (MAINLAND).....		83,285
	HONG KONG.....		3,750
	IRELAND.....		687,706
	ITALY.....		10,497
	JAPAN.....		5,042
	MEXICO.....		66,776
	REPUBLIC OF KOREA.....		9,200
	SINGAPORE.....		2,651,103

TABLE 2 - IMPORTS INTO PUERTO RICO FROM FOREIGN COUNTRIES  
BY COMMODITY AND COUNTRY OF ORIGIN-FISCAL YEAR 2000

COMM-CODE	COMMODITY, COUNTRY AND UNIT OF QUANTITY	QUANTITY	VALUE-\$
	SWEDEN.....		39,226
	SWITZERLAND.....		2,868
	UNITED KINGDOM OF GT BRITAIN.....		3,024
8473309000	OTH PRTS OF ADP MACH AND UNITS INCORPORATING A CRT X		287,628
	CHINA (TAIWAN).....		6,823
	CHINA, PEOPLE'S REP. (MAINLAND).....		60,261
	INDONESIA.....		2,013
	IRELAND.....		7,680
	ITALY.....		197,454
	JAPAN.....		8,897
	MEXICO.....		4,500
8473409500	PARTS AND ACCESSORIES OF HEADING 8472; NESOI X		17,289
	ITALY.....		13,946
	UNITED KINGDOM OF GT BRITAIN.....		3,343
8474100010	SORT, SCREEN, SEPARATE OR WASH MACH FOR MINERL, PORT NO	22	1,172,776
	IRELAND.....	1	92,448
	UNITED KINGDOM OF GT BRITAIN.....	21	1,080,328
8474100090	SORT, SCREEN, SEPARATE OR WASH MACH F MINERL, STATNRY NO	17	298,656
	GERMANY.....	15	73,981
	UNITED KINGDOM OF GT BRITAIN.....	2	224,675
8474200010	CRUSHING OR GRINDING MACH FOR MINERALS, PORTABLE NO	2	418,767
	REPUBLIC OF KOREA.....	1	239,000
	UNITED KINGDOM OF GT BRITAIN.....	1	179,767
8474310000	CONCRETE OR MORTAR MIXERS NO	128	159,705
	BRAZIL.....	35	47,366
	CANADA.....	15	25,568
	ITALY.....	45	41,913
	MEXICO.....	1	22,965
	SPAIN.....	32	21,893
8474320000	MACH FOR MIXING MINERAL SUBSTANCES WITH BITUMEN NO	1	560,197
	NETHERLANDS.....	1	560,197
8474390000	MIXING OR KNEADING MACH, NESOI, FOR MINERAL SUBSTN NO	5	3,077,009
	GERMANY.....	1	1,443,640
	ITALY.....	1	1,053,518
	UNITED KINGDOM OF GT BRITAIN.....	3	579,851
8474800010	MACH F AGGLO, SHOP OR MOLD, CERAMIC PAST, CEMENT ETC NO	2	67,027
	ITALY.....	2	67,027
8474800080	MACH, NESOI, F AGGLOMRTNG, MOLDING, ETC MINERAL PROD NO	5	71,921
	ITALY.....	1	4,271
	NETHERLANDS.....	1	14,000
	SPAIN.....	1	23,500
	UNITED KINGDOM OF GT BRITAIN.....	2	30,150
8474900010	PARTS OF MCH F SORT, SCREEN, WASH, SEPARATE MINERA X		420,813
	ITALY.....		69,854
	UNITED KINGDOM OF GT BRITAIN.....		350,959
8474900020	PARTS OF MACH FOR CRUSHING OR GRINDING MINERALS X		525,445
	BELGIUM.....		42,150
	CANADA.....		13,700
	DENMARK.....		14,770
	FRANCE.....		41,890
	GERMANY.....		89,750
	ITALY.....		5,840
	MEXICO.....		16,101
	REPUBLIC OF KOREA.....		265,487
	SPAIN.....		19,995
	SWITZERLAND.....		15,762
8474900050	PARTS OF MACH FOR MIXING OR KNEADING MINERALS X		2,145,997
	CANADA.....		13,645
	DENMARK.....		46,699
	GERMANY.....		29,389
	ITALY.....		1,314,362
	SPAIN.....		13,834
	SWEDEN.....		4,897
	UNITED KINGDOM OF GT BRITAIN.....		723,171
8474900090	PARTS OF MCH, NESOI, F MINERAL PROD & FOUNDRY MOLDS X		405,782
	CANADA.....		2,256
	FRANCE.....		8,647
	GERMANY.....		201,040
	ITALY.....		150,563

TABLE 2 - IMPORTS INTO PUERTO RICO FROM FOREIGN COUNTRIES  
BY COMMODITY AND COUNTRY OF ORIGIN-FISCAL YEAR 2000

COMM-CODE	COMMODITY, COUNTRY AND UNIT OF QUANTITY	QUANTITY	VALUE-\$
	MEXICO.....		2,006
	SPAIN.....		18,080
	VENEZUELA.....		23,190
8475290000	MCHNES FOR MNFACTURING OR HOT WORKING GLASS, NESOI NO	2	26,195
	ITALY.....	1	12,800
	REPUBLIC OF KOREA.....	1	13,395
8475909000	PARTS OF MACH FOR MANUFACTURE OR HOT WORKING GLASS X		113,669
	BRAZIL.....		19,576
	COLOMBIA.....		84,651
	PERU.....		4,649
	UNITED KINGDOM OF GT BRITAIN.....		4,793
8476210000	AUTOMATIC VENDING MACHINES, WTH HEATING AND REFRIG NO	216	167,302
	CANADA.....	6	2,520
	ITALY.....	210	164,782
8476290000	AUTOMATIC VENDING MACH WITHOUT HEATG OR REFRIG UNT NO	2,100	8,295
	CHINA, PEOPLE'S REP. (MAINLAND).....	2,100	8,295
8476810000	OTH VENDING MACH, NOT AUTO, HEATING OR REFRIG UNIT NO	2	2,200
	COLOMBIA.....	2	2,200
8476890000	OTH VENDING MACH WITHOUT HEATG OR REFRIG UNT, NESOI NO	1,989	454,262
	BRAZIL.....	1	7,389
	CANADA.....	1	3,195
	CHINA (TAIWAN).....	663	21,680
	ITALY.....	1,180	344,175
	UNITED KINGDOM OF GT BRITAIN.....	144	77,823
8477103000	INJECTION-MOLDING MACHINES FOR MANUFACTURING SHOES NO	2	19,022
	CZECH REPUBLIC.....	2	19,022
8477109015	INJECT-MOLD MACH PROCESSING RUBBER & THERMOSETTING NO	22	2,082,078
	CANADA.....	14	1,701,610
	GERMANY.....	1	110,468
	REPUBLIC OF KOREA.....	7	270,000
8477109030	INJCT-MOLD MACH FOR THERMOPLSTCS; CLAMP FORCE < 50T NO	4	638,749
	AUSTRIA.....	1	101,011
	ITALY.....	1	95,238
	SWITZERLAND.....	2	442,500
8477109040	INJCT-MOLD MACH FOR THERMPLSTC; CLAMP FORCE 50<300T NO	14	1,998,674
	FRANCE.....	1	650,340
	GERMANY.....	1	170,000
	JAPAN.....	5	423,992
	NETHERLANDS.....	2	107,919
	UNITED KINGDOM OF GT BRITAIN.....	5	646,423
8477109060	INJECT-MOLD MACH FOR THERMPLSTC; CLAMP FORCE >=750T NO	5	468,489
	AUSTRIA.....	1	99,114
	BRAZIL.....	1	37,000
	ITALY.....	1	7,770
	SWITZERLAND.....	2	324,605
8477300000	BLOW-MOLDING MACHINES NO	5	173,996
	AUSTRIA.....	3	67,409
	GERMANY.....	1	102,647
	ITALY.....	1	3,940
8477408000	VACUUM-MOLD MACH & OTH THERMOFORMING MACHINE NESOI NO	3	120,138
	AUSTRIA.....	3	120,138
8477510010	MACHINERY F MOLDING OR RETREADING PNEUMATIC TIRES NO	5	30,800
	BRAZIL.....	5	30,800
8477598000	MACHINERY FOR MOLDING OR OTHERWISE FORMING; NESOI NO	4	117,455
	AUSTRIA.....	1	111,062
	MEXICO.....	3	6,393
8477800000	MACH, NESOI, FOR WORKING RUBBER OR PLASTICS NO	101	1,678,644
	AUSTRIA.....	1	5,884
	CHINA (TAIWAN).....	1	3,500
	GERMANY.....	7	352,673
	JAPAN.....	89	1,236,757
	UNITED KINGDOM OF GT BRITAIN.....	3	79,830
8477902540	PARTS, BASE, BED, ETC OF 84771030, 84771040, 84771090 X		62,486
	UNITED KINGDOM OF GT BRITAIN.....		62,486
8477902580	PARTS, BASE, BED, PLATEN, CLAMP CYL, ETC. NESOI X		10,129
	UNITED KINGDOM OF GT BRITAIN.....		10,129
8477903500	BARREL SCREWS OF MACH 84771070, 84774040, 84775940 X		15,487
	CHINA (TAIWAN).....		6,507
	GERMANY.....		8,980

TABLE 2 - IMPORTS INTO PUERTO RICO FROM FOREIGN COUNTRIES  
BY COMMODITY AND COUNTRY OF ORIGIN-FISCAL YEAR 2000

COMM-CODE	COMMODITY, COUNTRY AND UNIT OF QUANTITY	QUANTITY	VALUE-\$
8477908510	PARTS OF INJECTION-MOLDING MACHINES, NESOI X		1,908,836
	AUSTRIA.....		4,404
	CANADA.....		48,897
	FRANCE.....		27,827
	GERMANY.....		558,857
	ITALY.....		147,388
	MEXICO.....		4,454
	UNITED KINGDOM OF GT BRITAIN.....		1,117,009
8477908520	PARTS OF EXTRUDERS X		67,405
	BRAZIL.....		10,162
	CANADA.....		7,000
	GERMANY.....		50,243
8477908530	PARTS OF BLOW-MOLDING MACHINES X		387,299
	ARGENTINA.....		2,672
	AUSTRALIAN ISLANDS.....		2,009
	AUSTRIA.....		149,755
	GERMANY.....		55,854
	ITALY.....		8,239
	JAPAN.....		8,507
	SPAIN.....		12,700
	SWITZERLAND.....		147,563
8477908595	PARTS OF MACH WORKING RUBBER OR PLASTICS;NESOI X		242,052
	BELGIUM.....		84,622
	CANADA.....		3,245
	GERMANY.....		85,703
	ITALY.....		5,800
	SWITZERLAND.....		11,130
	UNITED KINGDOM OF GT BRITAIN.....		51,552
8478100090	MACH FOR PREPARING OR MAKING UP TOBACCO, NESOI NO	54,044	145,365
	FRANCE.....	7,000	35,000
	GERMANY.....	31,402	73,670
	NETHERLANDS.....	15,642	36,695
8478900010	PARTS OF INDUSTRIAL CIGARETTE-MAKING MACHINES X		3,088
	UNITED KINGDOM OF GT BRITAIN.....		3,088
8478900090	PARTS OF MACH,NESOI, FOR PREPARING TOBACCO X		25,053
	NETHERLANDS.....		25,053
8479500000	INDUSTRIAL ROBOTS, NESOI NO	1	229,184
	GERMANY.....	1	229,184
8479810000	METAL TREATING MACH, INC ELECTRIC WIRE COIL-WINDER NO	1	138,490
	GERMANY.....	1	138,490
8479820040	MIXING, KNEADING OR STIRRING MACHINES, NESOI NO	23	2,757,120
	BELGIUM.....	1	726,960
	GERMANY.....	6	693,819
	ITALY.....	1	200,073
	MEXICO.....	11	111,450
	SPAIN.....	1	19,761
	SWITZERLAND.....	1	533,903
	UNITED KINGDOM OF GT BRITAIN.....	2	471,154
8479820080	CRUSH,GRIND,SCREEN,SIFT,EMULSFYG,ETC MACH,NESOI NO	4,200	2,336,624
	BELGIUM.....	2	690,366
	CHINA (TAIWAN).....	4,180	23,741
	GERMANY.....	13	584,722
	NETHERLANDS.....	1	43,469
	SWEDEN.....	1	59,014
	SWITZERLAND.....	1	42,996
	UNITED KINGDOM OF GT BRITAIN.....	2	892,316
8479896500	ELECTOMECHANICAL APPL, W/MOTORS, NESOI X		56,768
	ITALY.....		17,137
	SPAIN.....		39,631
8479898590	MACH FR PROD&ASSM OF SEMICONDS,IC&VIDEO LASER DISC NO	1	450,000
	JAPAN.....	1	450,000
8479899760	AUTOMOTIVE MAINTENANCE MACHINES NO	6	237,272
	CHINA,PEOPLE'S REP.(MAINLAND).....	1	24,000
	ITALY.....	1	31,500
	SPAIN.....	4	181,772
8479899795	INDUSTRIAL VIBRATORS NO	33	44,157
	GERMANY.....	33	44,157
8479899797	MACHINES AND MECHANICAL APPLIANCES, NESOI NO	451	2,707,773
	BELGIUM.....	3	435,641

TABLE 2 - IMPORTS INTO PUERTO RICO FROM FOREIGN COUNTRIES  
BY COMMODITY AND COUNTRY OF ORIGIN-FISCAL YEAR 2000

COMM-CODE	COMMODITY, COUNTRY AND UNIT OF QUANTITY	QUANTITY	VALUE-\$
	CANADA.....	27	48,306
	FRANCE.....	1	7,298
	GERMANY.....	6	1,167,016
	ITALY.....	6	367,510
	JAPAN.....	3	211,524
	MEXICO.....	1	3,560
	NETHERLANDS.....	2	433,000
	UNITED KINGDOM OF GT BRITAIN.....	402	33,918
8479904500	PRTS TRSH CMPCTRS,FRM ASSEM.>1 BASPLT;SD FRMS;PS;FP X		13,263
	GERMANY.....		13,263
8479905500	PRTS TRSH CMPCTRS:RAM ASSEM.HAVNG RM WRPPR &/OR CV X		8,712
	BELGIUM.....		8,712
8479909550	PARTS OF MACH FOR PUBLIC WORKS, BUILDING, ETC X		85,815
	CANADA.....		5,410
	FRANCE.....		73,711
	GERMANY.....		4,587
	ITALY.....		2,107
8479909595	PARTS OF MACHINES & MECHANICAL APPLIANCES, NESOI X		2,629,505
	AUSTRIA.....		4,423
	CANADA.....		3,396
	FINLAND.....		2,200
	GERMANY.....		656,142
	ITALY.....		11,788
	JAPAN.....		85,706
	NETHERLANDS.....		46,939
	SPAIN.....		9,427
	SWITZERLAND.....		1,774,824
	UNITED KINGDOM OF GT BRITAIN.....		34,660
8480410000	MOLDS F METAL OR METAL CARBIDES,INJECT OR COMPRSSN NO	1	10,000
	EL SALVADOR.....	1	10,000
8480490000	MOLDS, NESOI, FOR METAL OR METAL CARBIDES NO	5	8,180
	CHINA (TAIWAN).....	4	2,210
	ITALY.....	1	5,970
8480500090	MOLDS, NESOI, FOR GLASS NO	2,772	571,694
	BRAZIL.....	639	137,176
	COLOMBIA.....	2,090	322,167
	GERMANY.....	1	100,000
	PERU.....	42	12,351
8480600090	MOLDS, NESOI, FOR MINERAL MATERIALS NO	2,376	1,106,054
	FRANCE.....	2,376	1,106,054
8480711000	INJECT OR COMPRSSN MOLDS F RUB OR PLASTICS, SHOE NO	29	81,490
	CZECH REPUBLIC.....	29	81,490
8480714000	INJECT/COMPRESS TYPE MOLD FOR SEMICONDUCTOR DEVICE NO	7	369,767
	GERMANY.....	1	52,080
	JAPAN.....	6	317,687
8480718045	INJECTION TYPE MOLDS FOR RUBBER OR PLASTICS, NESOI NO	86	2,238,402
	AUSTRIA.....	1	49,388
	CANADA.....	13	1,515,600
	CZECH REPUBLIC.....	9	20,042
	FRANCE.....	3	19,772
	GERMANY.....	1	116,197
	ITALY.....	1	23,805
	NETHERLANDS.....	1	36,665
	PORTUGAL.....	1	28,800
	UNITED KINGDOM OF GT BRITAIN.....	56	428,133
8480718060	COMPRESSION TYPE MOLDS RUBBER OR PLASTICS, NESOI NO	5	17,996
	BRAZIL.....	2	8,550
	MEXICO.....	3	9,446
8480791000	MOLDS, NESOI, FOR RUBBER OR PLASTICS, FOR SHOE MCH NO	47	169,870
	CZECH REPUBLIC.....	47	169,870
8480799010	BLOW MOLDS FOR RUBBER OR PLASTICS NO	7	57,126
	AUSTRIA.....	6	54,432
	GERMANY.....	1	2,694
8480799090	MOLDS, NESOI, FOR RUBBER OR PLASTICS NO	3,695,587	763,445
	BELGIUM.....	2	88,925
	CHINA (TAIWAN).....	7	2,161
	FRANCE.....	62	4,591
	ITALY.....	1	8,950
	UNITED KINGDOM OF GT BRITAIN.....	3,695,514	656,318

TABLE 2 - IMPORTS INTO PUERTO RICO FROM FOREIGN COUNTRIES  
BY COMMODITY AND COUNTRY OF ORIGIN-FISCAL YEAR 2000

COMM-CODE	COMMODITY, COUNTRY AND UNIT OF QUANTITY	QUANTITY	VALUE-\$
	VENEZUELA.....	1	2,500
8481100090	PRESSURE-REDUCING VALVES, NESOI NO	46	27,746
	SWITZERLAND.....	23	9,812
	UNITED KINGDOM OF GT BRITAIN.....	23	17,934
8481200020	HYDRAULIC VALVES,DIRECTIONAL CONTROL,SOLENOID TYPE NO	31	14,055
	GERMANY.....	31	14,055
8481200030	HYDRAULIC VALVES, DIRECTIONAL CONTROL, NESOI NO	9	13,600
	ISRAEL.....	9	13,600
8481200040	HYDRAULIC VALVES, FLOW CONTROL TYPE NO	4	35,838
	SWITZERLAND.....	4	35,838
8481301010	CHECK VALVES,COPPER, W PRESSURE RATING UN 850 KPA NO	67,644	103,561
	CHINA (TAIWAN).....	19,384	16,274
	CHINA,PEOPLE'S REP.(MAINLAND).....	14,220	11,135
	IRELAND.....	670	21,886
	ITALY.....	21,250	36,044
	MEXICO.....	12,120	18,222
8481301090	CHECK VALVES,COPPER, W PRESSURE RATE 850 KPA OR OV NO	3,864	3,721
	CHINA (TAIWAN).....	3,864	3,721
8481302010	CHECK VALVES OF IRON NO	19,002	27,584
	ITALY.....	19,002	27,584
8481302090	CHECK VALVES OF STEEL NO	43	71,004
	CANADA.....	2	4,131
	FRANCE.....	25	7,266
	MEXICO.....	2	56,200
	SWEDEN.....	14	3,407
8481309000	CHECK VALVES EXCEPT COPPER, IRON OR STEEL NO	51,985	100,550
	CHILE.....	13,000	58,951
	CHINA (TAIWAN).....	22,985	32,144
	CHINA,PEOPLE'S REP.(MAINLAND).....	16,000	9,455
8481400000	SAFETY OR RELIEF VALVES NO	58,671	77,321
	BRAZIL.....	1,176	2,022
	CHINA (TAIWAN).....	33,490	44,707
	CHINA,PEOPLE'S REP.(MAINLAND).....	24,000	18,491
	JAPAN.....	5	12,101
8481801020	BATH AND SHOWER FAUCETS OF COPPER, HAND OPERATED NO	125,476	784,032
	CHILE.....	6,000	16,475
	CHINA (TAIWAN).....	118,317	716,137
	CHINA,PEOPLE'S REP.(MAINLAND).....	894	46,009
	SPAIN.....	265	5,411
8481801030	SINK AND LAVATORY FAUCETS OF COPPER, HAND OPERATED NO	226,591	1,621,830
	CHINA (TAIWAN).....	222,586	1,536,513
	CHINA,PEOPLE'S REP.(MAINLAND).....	1,044	41,195
	ITALY.....	1,635	20,142
	SPAIN.....	1,326	23,980
8481801050	TAPS,COCKS,VALVES,NESOI, COPPER, RATED UN 850 KPA NO	200,929	265,493
	CHINA (TAIWAN).....	119,184	175,141
	CHINA,PEOPLE'S REP.(MAINLAND).....	78,685	65,278
	ITALY.....	2,974	18,505
	PERU.....	86	6,569
8481801060	GATE TYPE VALVES, ETC, COPPER,HD OP,850 KPA & OV NO	9,410	21,134
	CHINA (TAIWAN).....	3,000	11,685
	CHINA,PEOPLE'S REP.(MAINLAND).....	5,560	5,946
	ITALY.....	850	3,503
8481801085	BALL TYPE VALVES, ETC, COPPER, HD OP,850 KPA & OV NO	18,044	15,414
	CHINA (TAIWAN).....	12,720	6,494
	CHINA,PEOPLE'S REP.(MAINLAND).....	5,320	5,792
	UNITED KINGDOM OF GT BRITAIN.....	4	3,128
8481801095	TAPS,COCKS,VALVES,NESOI, COPPER,HD OP,850 KPA & OV NO	80,494	95,091
	CHINA (TAIWAN).....	30,518	33,005
	CHINA,PEOPLE'S REP.(MAINLAND).....	43,800	27,719
	ITALY.....	798	13,300
	REPUBLIC OF KOREA.....	5,137	15,691
	SPAIN.....	241	5,376
8481803010	GATE TYPE TAPS,COCKS AND VALVES OF IRON,HAND OP NO	7,237	42,780
	CHINA (TAIWAN).....	6,970	38,839
	SPAIN.....	267	3,941
8481803015	GLOBE TYPE TAPS,COCKS AND VALVES, IRON, HD OP NO	9,155	549,326
	ITALY.....	9,155	549,326
8481803025	BALL TYPE TAPS, COCKS AND VALVES, IRON, HD OP NO	8,320	12,821



TABLE 2 - IMPORTS INTO PUERTO RICO FROM FOREIGN COUNTRIES  
BY COMMODITY AND COUNTRY OF ORIGIN-FISCAL YEAR 2000

COMM-CODE	COMMODITY, COUNTRY AND UNIT OF QUANTITY	QUANTITY	VALUE-\$
	ITALY.....	8,320	12,821
8481803040	TAPS,COCKS AND VALVES, NESOI, OF IRON, HD OP NO	8,850	8,890
	CHINA (TAIWAN).....	8,850	8,890
8481803075	BUTTERFLY TYPE TAPS, COCKS & VALVES OF STEEL,HD OP NO	7,320	224,527
	BELGIUM.....	7,318	190,278
	UNITED KINGDOM OF GT BRITAIN.....	2	34,249
8481803090	TAPS,COCKS AND VALVES, NESOI, OF STEEL, HD OP NO	16,803	99,838
	CHINA (TAIWAN).....	6,782	33,249
	FRANCE.....	5	13,633
	ITALY.....	2	4,005
	SWITZERLAND.....	14	22,414
	THAILAND.....	10,000	26,537
8481805060	BATH, SHOWER, SINK & LAVATORY FAUCETS, NESOI NO	290,511	1,513,562
	CHINA (TAIWAN).....	265,417	1,313,168
	CHINA,PEOPLE'S REP.(MAINLAND).....	23,106	129,701
	HONG KONG.....	1,176	50,772
	SPAIN.....	812	19,921
8481805090	TAPS,COCKS,VALVES ETC, NESOI, HD OP,EXC CP,IR,STL NO	549,371	382,342
	CHINA (TAIWAN).....	487,730	320,893
	CHINA,PEOPLE'S REP.(MAINLAND).....	10,080	2,100
	COLOMBIA.....	3,500	12,950
	FRANCE.....	930	38,130
	GERMANY.....	47,000	6,175
	REPUBLIC OF KOREA.....	131	2,094
8481809005	SOLENOID VALVES NO	284	7,996
	JAPAN.....	284	7,996
8481809015	REGULATOR VALVES, SELF-OPERATING NO	89,763	206,795
	CHINA (TAIWAN).....	59,028	83,408
	FRANCE.....	3	4,247
	GERMANY.....	6	41,770
	ITALY.....	76	9,082
	JAPAN.....	5,261	13,757
	MEXICO.....	1	5,746
	REPUBLIC OF KOREA.....	187	3,644
	SPAIN.....	20,200	28,562
	THAILAND.....	5,000	13,748
	UNITED KINGDOM OF GT BRITAIN.....	1	2,831
8481809020	ELECTRICAL OR ELECTRO-HYDRAULIC ACTUATORS, NESOI NO	3	106,445
	GERMANY.....	3	106,445
8481809035	OTHER PNEUMATIC ACTUATORS, NESOI NO	13	111,529
	IRELAND.....	10	108,010
	JAPAN.....	3	3,519
8481809040	TAPS, COCKS, ETC. W/PNEUMATIC ACTUATORS, NESOI NO	574	22,480
	IRELAND.....	385	18,178
	JAPAN.....	189	4,302
8481809050	OTHER TAPS, COCKS, VALVES, ETC., NESOI NO	1,029,690	2,520,365
	BELGIUM.....	5	196,142
	CANADA.....	14	14,929
	CHILE.....	12,000	42,140
	CHINA (TAIWAN).....	12,732	14,709
	DENMARK.....	17	13,509
	FRANCE.....	200,831	139,814
	GERMANY.....	34	342,820
	IRELAND.....	3	17,945
	ITALY.....	28	24,118
	JAPAN.....	53,073	202,024
	MEXICO.....	25,800	47,262
	SPAIN.....	11,644	14,252
	SWEDEN.....	14	8,334
	SWITZERLAND.....	324	87,014
	UNITED KINGDOM OF GT BRITAIN.....	713,171	1,355,353
8481901000	PARTS OF HAND OPERATED & CHECK APPLIANCE OF COPPER KG	20,757	133,458
	CHINA (TAIWAN).....	20,757	133,458
8481903000	PARTS OF HD OP & CHECK APPL OF IRON OR STEEL KG	12,395	88,433
	CHINA (TAIWAN).....	11,808	83,943
	FRANCE.....	579	2,291
	UNITED KINGDOM OF GT BRITAIN.....	8	2,199
8481905000	PARTS OF HAND OPERATED & CHECK APPLIANCES, NESOI KG	24,403	127,454
	CHINA (TAIWAN).....	24,403	127,454

TABLE 2 - IMPORTS INTO PUERTO RICO FROM FOREIGN COUNTRIES  
BY COMMODITY AND COUNTRY OF ORIGIN-FISCAL YEAR 2000

COMM-CODE	COMMODITY, COUNTRY AND UNIT OF QUANTITY	QUANTITY	VALUE-\$
8481909020	VALVE BODIES OF VALVES F OLEOHYDLC OR PNEU TRANSMN KG	3,511	23,764
	JAPAN.....	865	16,036
	MEXICO.....	2,646	7,728
8481909060	VALVE BODIES, NESOI KG	415	25,622
	CANADA.....	60	8,315
	DENMARK.....	13	3,357
	UNITED KINGDOM OF GT BRITAIN.....	342	13,950
8481909080	PARTS, NESOI, OF VALVES, NESOI KG	4,062	43,115
	DENMARK.....	860	13,847
	GERMANY.....	280	9,320
	MEXICO.....	2,908	15,140
	SWITZERLAND.....	14	4,808
8482101080	BALL BEARI W INTEGL SHAFTS HAV AN OUT DIA > 30MM NO	201	21,754
	ITALY.....	201	21,754
8482105044	RADIAL BEARIN,SNGL ROW,HAV OUT DIAMTR OF 9 - 30 MM NO	5,040	4,418
	CHINA,PEOPLE'S REP.(MAINLAND).....	5,040	4,418
8482105052	RADIAL BEARINGS,SNGL ROW HAV OUT DIA OF 52 - 100MM NO	3,193	22,381
	CHINA (TAIWAN).....	1,126	5,467
	JAPAN.....	2,067	16,914
8482105064	RADIAL BALL BEARINGS, NESOI NO	19,680	155,286
	JAPAN.....	18,143	139,121
	REPUBLIC OF KOREA.....	1,537	16,165
8482105068	BALL BEARINGS, NESOI NO	171,086	654,673
	CHINA (TAIWAN).....	78,119	171,443
	CHINA,PEOPLE'S REP.(MAINLAND).....	17,440	25,115
	GERMANY.....	16	3,548
	HONG KONG.....	7,320	7,554
	JAPAN.....	63,708	404,689
	REPUBLIC OF KOREA.....	1,825	15,470
	SWEDEN.....	14	12,942
	THAILAND.....	1,340	8,120
	UNITED KINGDOM OF GT BRITAIN.....	1,304	5,792
8482200030	TAP ROLL BRG, CUP&CONE ASSM AS SET, WHL HUB, NOT FLD NO	17,466	48,481
	CHINA,PEOPLE'S REP.(MAINLAND).....	10,631	14,691
	JAPAN.....	6,161	28,446
	REPUBLIC OF KOREA.....	674	5,344
8482200040	TAP ROLL BRG,CUP&CONE ASS AS SET,CUP DIA NOT>102MM NO	10,400	17,863
	CHINA,PEOPLE'S REP.(MAINLAND).....	9,000	10,131
	JAPAN.....	1,400	7,732
8482200060	TAP ROLL BRG,CUP&CONE ASS AS SET,CUP DIA > 102MM NO	6,553	21,293
	JAPAN.....	6,553	21,293
8482200080	TAP ROLL BRG,CONE ASS SEPARA,CUP DIAMETER > 102 MM NO	1,000	4,141
	JAPAN.....	1,000	4,141
8482300080	SPHERICAL ROLLER BEARINGS, OTHER THAN SINGLE ROW NO	206	8,650
	CHINA,PEOPLE'S REP.(MAINLAND).....	206	8,650
8482500000	OTHER CYLINDRICAL ROLLER BEARINGS NO	506	5,187
	CHINA,PEOPLE'S REP.(MAINLAND).....	500	2,906
	GERMANY.....	6	2,281
8482800080	OTHER BAL/ROL BRGS,INC COMBIN BALL/ROLL BEA, NESOI NO	1,050	10,036
	JAPAN.....	1,050	10,036
8482910020	BALLS FOR BALL BEARINGS, EXCEPT ALLOY STEEL KG	7,939	58,171
	CHINA (TAIWAN).....	7,939	58,171
8483101030	CAM/CRANKSHAFT F SPARK IGN ENG F VEHICLES OF CH 87 NO	4,278	543,560
	JAPAN.....	3,946	117,086
	MEXICO.....	1	2,866
	REPUBLIC OF KOREA.....	331	423,608
8483103010	CAM/CRANKSHAFTS FOR VEHICLES OF CHAPT 87, NESOI NO	70	80,071
	JAPAN.....	18	7,050
	REPUBLIC OF KOREA.....	52	73,021
8483103050	CAMSHAFTS AND CRANKSHAFTS, NESOI NO	16	24,737
	CANADA.....	2	6,950
	REPUBLIC OF KOREA.....	14	17,787
8483208040	HOUSED BEARINGS, NESOI, INCORPORATNG BALL BEARINGS NO	3,720	3,382
	CHINA,PEOPLE'S REP.(MAINLAND).....	3,720	3,382
8483304080	HOUSINGS, F FLANGE, TAKE-UP, ETC UNITS, NESOI KG	1,995	13,160
	CHINA,PEOPLE'S REP.(MAINLAND).....	1,995	13,160
8483308040	BEARING HOUSINGS, NESOI KG	33	3,801
	GERMANY.....	33	3,801
8483308090	PLAIN SHAFT BRGNS, WITHOUT HOUSING, EXCEPT SPHERICA NO	21,042	119,328

TABLE 2 - IMPORTS INTO PUERTO RICO FROM FOREIGN COUNTRIES  
BY COMMODITY AND COUNTRY OF ORIGIN-FISCAL YEAR 2000

COMM-CODE	COMMODITY, COUNTRY AND UNIT OF QUANTITY	QUANTITY	VALUE-\$
	JAPAN.....	20,373	114,880
	REPUBLIC OF KOREA.....	669	4,448
8483401000	TORQUE CONVERTERS NO	1,276	662,237
	JAPAN.....	1,276	662,237
8483405050	MULTIPLE AND VARIABLE RATIO SPEED CHANGERS, NESOI NO	12	9,305
	GERMANY.....	4	4,054
	REPUBLIC OF KOREA.....	8	5,251
8483407000	SPEED CHANGERS, NESOI NO	2	20,972
	GERMANY.....	1	3,075
	JAPAN.....	1	17,897
8483409000	GEARS, EXC TRANSMISSION ELEMENTS, ENTERED SEPARATE X		106,822
	CHINA (TAIWAN).....		3,727
	JAPAN.....		103,095
8483506000	FLYWHEELS, NESOI X		10,060
	CHINA (TAIWAN).....		6,543
	JAPAN.....		3,517
8483509040	GROOVED PULLEYS, NESOI X		18,321
	CHINA (TAIWAN).....		3,960
	JAPAN.....		14,361
8483509080	PULLEY BLOCKS AND PULLEYS, NESOI X		209,341
	CHINA (TAIWAN).....		15,574
	JAPAN.....		153,007
	REPUBLIC OF KOREA.....		25,737
	SPAIN.....		15,023
8483604000	CLUTCHES AND UNIVERSAL JOINTS X		222,087
	CHINA (TAIWAN).....		87,757
	CHINA,PEOPLE'S REP.(MAINLAND).....		83,982
	ITALY.....		38,707
	JAPAN.....		11,641
8483608000	SHAFT COUPLINGS, EXCEPT UNIVERSAL JOINTS X		20,765
	CHINA (TAIWAN).....		18,263
	REPUBLIC OF KOREA.....		2,502
8483901050	CHAIN SPROCKETS AND PARTS, EXCEPT FORGED KG	180	5,176
	GERMANY.....	180	5,176
8483905000	PARTS OF GEARING, GEAR BOXES AND OTH SPEED CHANGER X		17,599
	GERMANY.....		2,553
	JAPAN.....		7,450
	SWITZERLAND.....		7,596
8483908090	PARTS OF CLUTCHES, PULLEYS, UNIVERSAL JOINTS, ETC X		11,500
	FRANCE.....		4,533
	JAPAN.....		6,967
8484100000	GASKETS,METAL,2 OR MORE LAYERS,OR WITH OTHER MATL X		195,505
	CHINA (TAIWAN).....		19,098
	COLOMBIA.....		21,531
	JAPAN.....		15,450
	MEXICO.....		56,159
	PERU.....		81,104
	REPUBLIC OF KOREA.....		2,163
8484200000	MECHANICAL SEALS NO	3	2,032
	JAPAN.....	3	2,032
8484900000	SETS OR ASSORTMENTS OF GASKETS AND SIMILAR JOINTS NO	76,808	551,896
	COLOMBIA.....	217	3,095
	JAPAN.....	42,541	420,147
	PERU.....	17,478	103,536
	REPUBLIC OF KOREA.....	16,430	22,758
	UNITED KINGDOM OF GT BRITAIN.....	142	2,360
8485100080	SHIPS' PROPELLERS AND BLADES, EXCEPT COPPER X		4,839
	SPAIN.....		4,839
8485900040	OIL SEALS,EXC CHAP 40,MACH PARTS W/O ELEC FEATURES KG	1,266	14,118
	GERMANY.....	599	6,958
	PERU.....	667	7,160
	ELECTRICAL MACHINERY AND EQUIPMENT AND PARTS THEREOF;SOUND RECORDERS AND REPRODUCERS,TELEVISION IMAGE AND SOUND RECORDERS AND REPRODUCERS, AND PARTS AND ACCESSORIES OF SUCH ARTICLES.....	TOTAL	430,567,223

TABLE 2 - IMPORTS INTO PUERTO RICO FROM FOREIGN COUNTRIES  
BY COMMODITY AND COUNTRY OF ORIGIN-FISCAL YEAR 2000

COMM-CODE	COMMODITY, COUNTRY AND UNIT OF QUANTITY	QUANTITY	VALUE-\$
8501104020	ELECTRIC MOTORS <18.65W, AC, NESOI NO	16,155	250,316
	CANADA.....	5	4,838
	CHINA (TAIWAN).....	15,540	240,439
	CHINA,PEOPLE'S REP.(MAINLAND).....	505	2,646
	REPUBLIC OF KOREA.....	105	2,393
8501104060	ELECTRIC MOTORS <18.65 W, DC, O/T BSHLS, NESOI NO	806,201	2,708,822
	CHINA (TAIWAN).....	4,257	51,681
	CHINA,PEOPLE'S REP.(MAINLAND).....	752,865	466,108
	GERMANY.....	43,880	1,997,349
	ITALY.....	400	6,876
	JAPAN.....	2,178	108,781
	REPUBLIC OF KOREA.....	2,621	78,027
8501104080	ELECTRIC MOTORS UNDER 18.65 W, NESOI NO	102,472	83,316
	CHINA,PEOPLE'S REP.(MAINLAND).....	100,000	60,000
	ITALY.....	2,154	15,081
	REPUBLIC OF KOREA.....	315	2,474
	SPAIN.....	3	5,761
8501106040	ELEC MOTORS 18.65-37.5W DC, BRUSHLESS NO	1,480	26,334
	CHINA (TAIWAN).....	1,480	26,334
8501106060	ELEC MOTORS 18.65-37.5W DC, O/T BRUSHLESS NO	341,809	372,778
	CHINA (TAIWAN).....	1,500	10,176
	CHINA,PEOPLE'S REP.(MAINLAND).....	340,100	351,650
	JAPAN.....	159	8,728
	REPUBLIC OF KOREA.....	50	2,224
8501106080	ELEC MOTORS 18.65-37.5W, NESOI NO	84	12,443
	SPAIN.....	84	12,443
8501202000	UNIVERSAL AC/DC ELEC MOTORS >37.5W BUT =< 74.6 W NO	1,316	58,937
	GERMANY.....	1,316	58,937
8501204000	UNIVERSAL AC/DC ELEC MOTORS >74.6W BUT < 735 W NO	1,000	49,625
	BRAZIL.....	560	25,887
	JAPAN.....	10	4,418
	THAILAND.....	430	19,320
8501206000	UNIVERSAL AC/DC ELEC MOTORS =>746W NO	6	5,013
	ITALY.....	6	5,013
8501312000	DC MOTORS >37.5W BUT =< 74.6 W NO	200	8,743
	JAPAN.....	200	8,743
8501314000	DC MOTORS >74.6 W BUT =< 735 W NO	1,401	72,199
	BRAZIL.....	1,128	14,100
	ITALY.....	198	46,648
	SPAIN.....	75	11,451
8501318000	DC GENERATORS, NOT EXCEEDING 750 W NO	1	7,509
	ITALY.....	1	7,509
8501322000	DC MOTORS > 750 W BUT =< 14.92 KW NO	164	18,429
	CHINA (TAIWAN).....	150	9,302
	HONG KONG.....	14	9,127
8501325540	DC MOTORS >14.92 KW BUT =< 75 KW,NESOI NO	1	3,800
	FINLAND.....	1	3,800
8501326000	DC GENERATORS > 750 W BUT =< 75 KW NO	113	309,124
	CHINA,PEOPLE'S REP.(MAINLAND).....	30	56,632
	FRANCE.....	18	70,697
	ITALY.....	65	181,795
8501336000	DC GENERATORS > 75W BUT =< 375 KW NO	1	22,191
	SPAIN.....	1	22,191
8501346000	DC GENERATORS > 375 KW OUTPUT NO	25	96,057
	FRANCE.....	25	96,057
8501404040	AC MOTOR, SINGLE-PHASE >74.6 W BUT =<735 W, NESOI NO	18	18,788
	JAPAN.....	18	18,788
8501406040	AC MOTOR, SINGLE-PHASE >735 W NESOI NO	13	17,707
	GERMANY.....	6	7,507
	ITALY.....	2	5,200
	UNITED KINGDOM OF GT BRITAIN.....	5	5,000
8501514020	GEAR MOTOR, AC, MULTI-PHASE, >74.6W BUT =< 735 W NO	9	4,086
	ITALY.....	9	4,086
8501524000	AC MOTORS MLT-PHS > 750W BUT =< 14.92 KW NO	9	10,498
	GERMANY.....	8	8,374
	ITALY.....	1	2,124
8501528040	AC MOTORS MLT-PHS >14.92KW BUT =< 75KW, NESOI NO	3	12,528
	FINLAND.....	1	3,431
	FRANCE.....	1	5,590

TABLE 2 - IMPORTS INTO PUERTO RICO FROM FOREIGN COUNTRIES  
BY COMMODITY AND COUNTRY OF ORIGIN-FISCAL YEAR 2000

COMM-CODE	COMMODITY, COUNTRY AND UNIT OF QUANTITY	QUANTITY	VALUE-\$
	GERMANY.....	1	3,507
8501538040	AC MOTORS,MULTI-PHASE, > 150 KW BUT =< 373 KW NO	1	8,482
	FINLAND.....	1	8,482
8501538060	AC MOTORS,MULTI-PHASE, > 373 KW NO	16	23,978
	FRANCE.....	4	8,326
	GERMANY.....	1	2,213
	ITALY.....	1	4,571
	MEXICO.....	1	3,000
	SWITZERLAND.....	9	5,868
8501610000	AC GENERATORS (ALTERNATORS) <=75 KVA OUTPUT NO	1,201	3,554,751
	ARGENTINA.....	6	31,145
	BRAZIL.....	8	45,696
	CHINA,PEOPLE'S REP.(MAINLAND).....	18	52,438
	FRANCE.....	245	1,271,178
	ITALY.....	11	78,406
	JAPAN.....	646	1,106,092
	PANAMA.....	164	263,240
	REPUBLIC OF KOREA.....	49	349,940
	SPAIN.....	54	356,616
8501620000	AC GENERATORS (ALTERNATOR) > 75 KVA BUT =< 375KVA NO	50	422,328
	FRANCE.....	8	118,218
	ITALY.....	1	8,422
	MEXICO.....	18	54,404
	REPUBLIC OF KOREA.....	18	180,744
	SPAIN.....	5	60,540
8501630000	AC GENERATORS(ALTERNATOR) > 375 KVA BUT =< 750KVA NO	1	26,634
	REPUBLIC OF KOREA.....	1	26,634
8501640020	AC GENERATORS (ALTRS) >750 KVA BUT =< 10000 KVA NO	54	317,613
	JAPAN.....	54	317,613
8502110000	GENERATING SETS, ELC, DIESEL, =< 75KVA OUTPUT NO	1,589	10,948,349
	BRAZIL.....	2	7,630
	CHINA,PEOPLE'S REP.(MAINLAND).....	12	17,822
	DOMINICAN REPUBLIC.....	1	4,000
	FRANCE.....	12	70,557
	ITALY.....	17	129,372
	JAPAN.....	154	419,499
	REPUBLIC OF KOREA.....	41	201,792
	SPAIN.....	101	304,883
	UNITED KINGDOM OF GT BRITAIN.....	1,249	9,792,794
8502120000	GENERATING SETS, ELC, DIESEL, > 75KVA BUT =<375KVA NO	720	6,705,210
	CANADA.....	2	3,450
	FRANCE.....	1	10,182
	ITALY.....	80	116,680
	MEXICO.....	2	38,099
	REPUBLIC OF KOREA.....	3	35,492
	SPAIN.....	46	369,020
	UNITED KINGDOM OF GT BRITAIN.....	586	6,132,287
8502130020	GENERATING SETS, ELC, DIESEL,>375KVA BUT =<1000KVA NO	34	646,032
	REPUBLIC OF KOREA.....	1	28,400
	SPAIN.....	23	202,244
	UNITED KINGDOM OF GT BRITAIN.....	10	415,388
8502130040	GENERATING SETS, ELC, DIESEL, > 1000 KVA NO	10	342,973
	SPAIN.....	9	299,521
	UNITED KINGDOM OF GT BRITAIN.....	1	43,452
8502200060	GENERATING SETS, ELC, GASOLINE, =>1.5 KW BUT =<5KW NO	460	706,617
	JAPAN.....	460	706,617
8502200080	GENERATING SETS, ELC, GASOLINE, > 5 KW NO	70	346,708
	CHINA,PEOPLE'S REP.(MAINLAND).....	20	29,192
	FRANCE.....	45	255,260
	SPAIN.....	5	62,256
8502390000	GENERATING SETS, ELC, NESOI NO	35	309,500
	GERMANY.....	4	153,200
	JAPAN.....	30	153,000
	UNITED KINGDOM OF GT BRITAIN.....	1	3,300
8503002000	COMMUTATORS FOR MACHINES IN HEADING 8501 OR 8502 NO	3	9,787
	CANADA.....	1	5,387
	FRANCE.....	2	4,400
8503003500	STATORS AND ROTORS FOR MTRS,UN 18.65W FOR HD 8501 X		2,487
	AUSTRIA.....		2,487

TABLE 2 - IMPORTS INTO PUERTO RICO FROM FOREIGN COUNTRIES  
BY COMMODITY AND COUNTRY OF ORIGIN-FISCAL YEAR 2000

COMM-CODE	COMMODITY, COUNTRY AND UNIT OF QUANTITY	QUANTITY	VALUE-\$
8503006500	STATORS AND ROTORS FOR MTRS OF HEADING 8501, NESOI X		2,414
	CANADA.....		2,414
8503009520	PARTS OF MTRS O/T STATORS AND ROTORS UN18.65W,8501 X		2,271
	SPAIN.....		2,271
8503009545	PARTS OF GENERATORS OTHER THAN COMMUTATORS X		124,578
	CHINA,PEOPLE'S REP.(MAINLAND).....		3,510
	FRANCE.....		57,695
	JAPAN.....		2,203
	MEXICO.....		3,576
	REPUBLIC OF KOREA.....		3,553
	SPAIN.....		3,032
	UNITED KINGDOM OF GT BRITAIN.....		51,009
8503009560	OTHER PARTS FOR MACHINES IN 8501 AND 8502 X		25,355
	SPAIN.....		2,504
	UNITED KINGDOM OF GT BRITAIN.....		22,851
8504100000	BALLASTS FOR DISCHARGE LAMPS OR TUBES NO	50,147	290,293
	BRAZIL.....	2,620	18,400
	CHINA (TAIWAN).....	600	8,982
	CHINA,PEOPLE'S REP.(MAINLAND).....	2,434	28,260
	MEXICO.....	41,693	207,631
	TRINIDAD @ TOBAGO.....	2,800	27,020
8504210020	LIQUID DIELECTRIC TRANSFORMER =< 50 KVA NO	1,402	1,338,348
	CANADA.....	1,390	1,202,772
	MEXICO.....	9	12,848
	REPUBLIC OF KOREA.....	3	122,728
8504210040	LIQUID DIELECTRIC TRANSFORMER >50KVA BUT =<100KVA NO	188	252,256
	CANADA.....	145	187,085
	MEXICO.....	15	29,114
	UNITED KINGDOM OF GT BRITAIN.....	28	36,057
8504210060	LIQUID DIELECTRIC TRANSFORMER >100KVA BUT =<500KVA NO	119	213,197
	BRAZIL.....	41	59,808
	CANADA.....	78	153,389
8504230040	LIQUID DLCTC TRANSFORMER >10000 BUT =<100000 KVA NO	1	255,061
	BELGIUM.....	1	255,061
8504230080	LIQUID DLCTC TRANSFORMER > 100,000 KVA NO	2	1,665,854
	BELGIUM.....	2	1,665,854
8504312000	TRANSFORMERS, NESOI, UNRATED NO	32,029	43,445
	CANADA.....	1	6,219
	CHINA (TAIWAN).....	28,922	29,989
	HONG KONG.....	3,100	2,995
	UNITED KINGDOM OF GT BRITAIN.....	6	4,242
8504314035	TRANSFORMERS, NESOI, LESS THAN 40 VA NO	120,995	194,493
	DOMINICAN REPUBLIC.....	104,166	154,653
	FRANCE.....	10	3,742
	GERMANY.....	15,958	22,586
	IRELAND.....	850	2,219
	MEXICO.....	1	4,083
	UNITED KINGDOM OF GT BRITAIN.....	10	7,210
8504314065	TRANSFORMERS, NESOI, => 40 VA BUT < 1 KVA NO	755,937	786,321
	CHINA (TAIWAN).....	37,481	43,788
	CHINA,PEOPLE'S REP.(MAINLAND).....	374,374	412,222
	DOMINICAN REPUBLIC.....	50	3,376
	FRANCE.....	6	2,245
	HONG KONG.....	266,054	291,669
	UNITED KINGDOM OF GT BRITAIN.....	77,972	33,021
8504316000	TRANSFORMERS, NESOI, RATED AT 1 KVA NO	3,987	68,502
	FRANCE.....	17	6,362
	UNITED KINGDOM OF GT BRITAIN.....	3,970	62,140
8504320000	TRANSFORMERS, NESOI,> 1 KVA BUT =< 16 KVA NO	4	31,600
	MEXICO.....	4	31,600
8504330020	TRANSFORMERS, NESOI, > 16 KVA BUT =< 50 KVA NO	145	174,370
	MEXICO.....	145	174,370
8504330040	TRANSFORMERS, NESOI, > 50 KVA BUT =< 500 KVA NO	840	1,016,976
	CANADA.....	3	21,152
	MEXICO.....	263	306,265
	SPAIN.....	211	540,220
	VENEZUELA.....	363	149,339
8504340000	TRANSFORMERS, NESOI, > 500 KVA NO	11	473,634
	CANADA.....	2	18,710

TABLE 2 - IMPORTS INTO PUERTO RICO FROM FOREIGN COUNTRIES  
BY COMMODITY AND COUNTRY OF ORIGIN-FISCAL YEAR 2000

COMM-CODE	COMMODITY, COUNTRY AND UNIT OF QUANTITY	QUANTITY	VALUE-\$
	COLOMBIA.....	2	347,004
	REPUBLIC OF KOREA.....	3	104,572
	SWITZERLAND.....	4	3,348
8504404000	STATIC CONVERTERS; SPEED DRVN CONTRLRS FOR ELE MTR NO	11,949	298,713
	SWITZERLAND.....	11,949	298,713
8504406001	POWR SUPPLS FR INC INTO ADP MACH. OR UNITS, < 50W NO	83,004	375,949
	CHINA,PEOPLE'S REP.(MAINLAND).....	68,000	306,000
	HONG KONG.....	15,000	67,500
	NETHERLANDS.....	4	2,449
8504406012	POWER SUPPLS FR INC INTO ADP MACH/UNITS, 150-500W NO	6	2,522
	CANADA.....	6	2,522
8504406018	POWR SUPPLS FR INC INTO ADP MACH/UNITS,EXCEED 500W NO	3,306	108,662
	CHINA (TAIWAN).....	1,998	41,047
	CHINA,PEOPLE'S REP.(MAINLAND).....	1,302	64,449
	NETHERLANDS.....	6	3,166
8504408500	STATIC CONVERTERS FOR TELECOMMUNICATION APPARATUS NO	16,142	277,340
	CANADA.....	226	3,828
	JAPAN.....	15,716	269,159
	REPUBLIC OF KOREA.....	200	4,353
8504409510	POWER SUPPLIES (RECTIFIER) POWER OUTPUT < 50 W NO	975,481	35,904,572
	CANADA.....	1	4,539
	CHINA,PEOPLE'S REP.(MAINLAND).....	336	33,681
	DOMINICAN REPUBLIC.....	975,127	35,850,804
	ITALY.....	10	3,283
	NORWAY.....	4	7,247
	UNITED KINGDOM OF GT BRITAIN.....	3	5,018
8504409520	POWER SUPPLIES (RECTIFIER) OUTPUT >50 W BUT <150 W NO	8	11,236
	CANADA.....	6	2,522
	UNITED KINGDOM OF GT BRITAIN.....	2	8,714
8504409530	POWER SUPPLIES(RECTIFIER) OUTPUT >150 W BUT < 500W NO	5,005	20,619
	CHINA,PEOPLE'S REP.(MAINLAND).....	5,000	16,829
	SWEDEN.....	5	3,790
8504409540	POWER SUPPLIES (RECTIFIER TYPE) > 500 W NO	1,573	30,750
	DOMINICAN REPUBLIC.....	1,573	30,750
8504409550	RECTIFIERS OTHER THAN POWER SUPPLIES X		113,373
	AUSTRALIAN ISLANDS.....		22,103
	CHINA (TAIWAN).....		12,125
	CHINA,PEOPLE'S REP.(MAINLAND).....		54,269
	HONG KONG.....		24,876
8504504000	INDUCTORS FOR POWER SUPPLY FOR 8471;TELECOMM APPAR NO	20,003	6,358
	CHINA (TAIWAN).....	20,000	3,588
	NETHERLANDS.....	3	2,770
8504909510	FERRITES FOR TRANSFORMERS NO	339,492	339,164
	CHINA (TAIWAN).....	301,532	139,223
	DOMINICAN REPUBLIC.....	20,000	184,730
	JAPAN.....	5,000	11,323
	SPAIN.....	12,960	3,888
8504909540	TRANSFORMER PARTS X		277,391
	BELGIUM.....		12,529
	CHINA (TAIWAN).....		150,675
	DOMINICAN REPUBLIC.....		8,530
	SPAIN.....		5,970
	UNITED KINGDOM OF GT BRITAIN.....		99,687
8504909550	PARTS OF STATIC CONVERTERS X		7,137,180
	DOMINICAN REPUBLIC.....		7,137,180
8504909590	PARTS, NESOI, OF INDUCTORS X		14,304
	DOMINICAN REPUBLIC.....		3,484
	SWEDEN.....		10,820
8505190000	PERMANENT MAGNETS MADE OF MATERIALS O/T METAL NO	78,296	33,702
	CHINA,PEOPLE'S REP.(MAINLAND).....	78,296	33,702
8505908000	ELECTROMAGNETIC ARTICLES, NESOI, AND PARTS, NESOI X		24,859
	CHINA,PEOPLE'S REP.(MAINLAND).....		12,880
	HONG KONG.....		11,979
8506100000	PRIMARY BATTERIES, MANGANESE DIOXIDE NO	2,137,932	619,566
	CHINA,PEOPLE'S REP.(MAINLAND).....	140,736	38,603
	INDONESIA.....	1,647,996	538,325
	REPUBLIC OF KOREA.....	349,200	42,638
8506305000	PRIMARY BATTERIES > 300 CM3, MERCURIC OXIDE NO	60	6,820
	UNITED KINGDOM OF GT BRITAIN.....	60	6,820

TABLE 2 - IMPORTS INTO PUERTO RICO FROM FOREIGN COUNTRIES  
BY COMMODITY AND COUNTRY OF ORIGIN-FISCAL YEAR 2000

COMM-CODE	COMMODITY, COUNTRY AND UNIT OF QUANTITY	QUANTITY	VALUE-\$
8506800000	PRIMARY BATTERIES, NESOI	NO	4,209,941
	CHINA, PEOPLE'S REP. (MAINLAND).....	1,853,622	285,505
	INDONESIA.....	124,416	22,143
	JAPAN.....	103	3,470
	REPUBLIC OF KOREA.....	2,231,800	338,214
8507100060	BATTERIES, LEAD-ACID, PISTON ENGINE, 12V, > 6 KG	NO	170,019
	BRAZIL.....	122,890	1,734,921
	INDONESIA.....	1,434	18,189
	MEXICO.....	19,466	450,623
	REPUBLIC OF KOREA.....	3,637	68,383
	VENEZUELA.....	22,592	306,594
8507100090	BATTERIES, LEAD-ACID, PISTON ENGINE, O/T 12 V	NO	21,965
	BRAZIL.....	1,512	19,120
	CANADA.....	7,362	151,439
	MEXICO.....	10,204	370,362
	SPAIN.....	2,887	49,119
8507204000	LEAD ACID STORGE BATT, AS SORCE OF POWR FOR 8703.90	NO	3,338
	ISRAEL.....	126	137,272
	SPAIN.....	3,212	49,412
8507208030	LEAD ACID STORAGE BATTERIES, 6 VOLT, NESOI	NO	1,200
	CHINA, PEOPLE'S REP. (MAINLAND).....	1,200	2,868
8507208040	LEAD ACID STORAGE BATTERIES, 12 VOLT, NESOI	NO	1,565
	CHINA, PEOPLE'S REP. (MAINLAND).....	1,200	11,700
	REPUBLIC OF KOREA.....	365	11,224
8507208090	LEAD ACID STORAGE BATTERIES, NESOI	NO	265
	SPAIN.....	265	42,256
8507308010	NICKEL CADMIUM STORAGE BATTERIES, SEALED	NO	131,100
	INDONESIA.....	127,132	110,715
	JAPAN.....	1,080	20,746
	REPUBLIC OF KOREA.....	400	10,339
	SINGAPORE.....	2,488	153,704
8507308090	NICKEL-CADMIUM BATTERIES NESOI	NO	35
	SWITZERLAND.....	35	2,721
8507804000	OTHER STORAGE BATTERIES AS ELEC POWER FOR 8703.90	NO	504
	JAPAN.....	504	10,109
8507808000	OTHER STORAGE BATTERIES, NESOI	NO	40,989
	CHINA (TAIWAN).....	200	5,600
	CHINA, PEOPLE'S REP. (MAINLAND).....	11,100	27,120
	JAPAN.....	674	26,933
	PHILIPPINES.....	40	11,240
	SINGAPORE.....	28,835	47,608
	UNITED KINGDOM OF GT BRITAIN.....	140	35,465
8508100010	ELECTRIC HAND DRILLS, ROTARY, BATTERY POWERED	NO	290
	ITALY.....	290	11,884
8508100030	ELECTRIC HAND DRILLS, ROTARY, CHUCK < 12.7 MM, AC	NO	12
	BELGIUM.....	12	7,427
8508100070	ELECTRIC HAND DRILLS OTHER THAN ROTARY	NO	61
	BELGIUM.....	32	34,169
	GERMANY.....	29	19,585
8508800015	ELECTRIC HAND ORBITAL AND STRAIGHT-LINE SANDERS	NO	1
	ITALY.....	1	2,462
8508800035	ELECTRIC HAND GRINDERS, POLISHERS, SANDERS, NESOI	NO	1,556
	CHINA, PEOPLE'S REP. (MAINLAND).....	1,556	27,875
8508800080	ELECTROPNEUMATIC HAND ROTARY & PERCUSSION HAMMERS	NO	6
	BELGIUM.....	6	3,117
8508908000	ELECTROMECHANICAL HAND TOOL PARTS, NESOI	X	12,311
	DENMARK.....		6,913
	SPAIN.....		5,398
8509100080	ELECTRIC DOMESTIC VACUUM CLEANERS, WGT>5KG, NESOI	NO	166
	ITALY.....	166	15,657
8509200000	ELECTRIC DOMESTIC FLOOR POLISHERS	NO	11
	ITALY.....	11	18,122
8509400015	FOOD BLENDERS, DOMESTIC	NO	42,584
	CHINA, PEOPLE'S REP. (MAINLAND).....	9,368	460,751
	COLOMBIA.....	3,966	72,839
	MEXICO.....	29,250	39,426
8509400025	ELECTRIC DOMESTIC FOOD MIXERS, EXCEPT BLENDERS	NO	29,250
	CHINA (TAIWAN).....	17,580	348,486
	CHINA, PEOPLE'S REP. (MAINLAND).....	1,440	59,532
		16,140	5,472
			54,060



TABLE 2 - IMPORTS INTO PUERTO RICO FROM FOREIGN COUNTRIES  
BY COMMODITY AND COUNTRY OF ORIGIN-FISCAL YEAR 2000

COMM-CODE	COMMODITY, COUNTRY AND UNIT OF QUANTITY	QUANTITY	VALUE-\$
8509400030	ELECTRIC DOMESTIC JUICE EXTRACTORS	NO	9,240
	CHINA, PEOPLE'S REP. (MAINLAND).....	8,436	31,367
	MEXICO.....	804	5,258
8509400040	ELECTRIC DOMESTIC FOOD GRINDERS AND PROCESSORS	NO	7,830
	CHINA, PEOPLE'S REP. (MAINLAND).....	7,800	106,920
	ITALY.....	10	102,662
	SPAIN.....	20	2,062
8509800040	ELECTRIC DOMESTIC CAN OPENERS INCL COMBINATION UNI	NO	25,980
	CHINA, PEOPLE'S REP. (MAINLAND).....	25,980	107,713
8509800045	ELECTRIC TOOTHBRUSHES	NO	725
	GERMANY.....	725	5,710
8509800050	EVAPORATIVE ELECTRIC DOMESTIC HUMIDIFIERS	NO	25
	GERMANY.....	25	8,498
8509800080	ELECTRIC DOMESTIC HUMIDIFIERS, NESOI	NO	500
	CHINA (TAIWAN).....	500	4,177
8509800095	OTHER ELECTROMECHANICAL DOMESTIC APPLIANCES	NO	1,550
	CHINA (TAIWAN).....	1,550	10,630
8510100000	ELECTRIC SHAVERS	NO	669
	CHINA, PEOPLE'S REP. (MAINLAND).....	669	12,163
8510200000	ELECTRIC HAIR CLIPPERS	NO	10,430
	CHINA, PEOPLE'S REP. (MAINLAND).....	9,600	79,911
	GERMANY.....	650	45,600
	JAPAN.....	180	32,293
8511100000	INTERNAL COMBUSTION ENGINE SPARK PLUGS	HUN	38,684
	GERMANY.....	12	3,406,470
	JAPAN.....	30,777	2,720
	MEXICO.....	7,875	2,824,994
	UNITED KINGDOM OF GT BRITAIN.....	20	575,597
8511300040	INTERNAL COMBUSTION ENGINE DISTRIBUTORS	NO	10,438
	CHINA (TAIWAN).....	700	86,028
	JAPAN.....	9,738	2,912
8511300080	INTERNAL COMBUSTION ENGINE IGNITION COILS	NO	1,593
	JAPAN.....	1,377	83,116
	REPUBLIC OF KOREA.....	216	58,708
8511400000	INTERNAL COMBUSTION ENGINE STARTER MOTORS	NO	544
	JAPAN.....	498	48,147
	REPUBLIC OF KOREA.....	46	10,561
8511500000	INTERNAL COMBUSTION ENGINE GENERATORS, NESOI	NO	5,465
	CHINA (TAIWAN).....	90	56,084
	CHINA, PEOPLE'S REP. (MAINLAND).....	4,030	51,826
	JAPAN.....	1,092	4,258
	REPUBLIC OF KOREA.....	252	164,220
	UNITED KINGDOM OF GT BRITAIN.....	1	2,250
8511802000	INTERNAL COMBUSTION ENGINE VOLTAGE REG, 6, 12, 24 V	NO	5,493
	CHINA (TAIWAN).....	3,092	34,655
	JAPAN.....	2,401	101,249
8511806000	OTHER INTERNAL COMBUSTION ENGINE IGNITION EQUIPMNT	X	33,647
	GERMANY.....		2,739
	JAPAN.....		17,553
	REPUBLIC OF KOREA.....		5,880
	VENEZUELA.....		7,475
8511906020	PARTS FOR INTERNAL COMBUSTION ENGINE DSTBR POINTS	NO	4,300
	JAPAN.....	4,300	3,368
8511906040	OTHER PARTS FOR INTERNAL COMBUSTION ENGINE IGNITIO	X	6,357,152
	BRAZIL.....		19,223
	CHINA (TAIWAN).....		175,211
	CHINA, PEOPLE'S REP. (MAINLAND).....		22,172
	DOMINICAN REPUBLIC.....		5,868,317
	JAPAN.....		249,144
	REPUBLIC OF KOREA.....		23,085
8512102000	BICYCLE LIGHTING EQUIPMENT	X	13,989
	CHINA (TAIWAN).....		10,835
	REPUBLIC OF KOREA.....		3,154
8512202040	LIGHTG. EQUIP. 8701.20, 8702, 8703, 8704, 8705 OR 8711	X	887,246
	CHINA (TAIWAN).....		226,048
	CHINA, PEOPLE'S REP. (MAINLAND).....		2,260
	JAPAN.....		590,968
	REPUBLIC OF KOREA.....		67,970
8512202080	LIGHTING EQUIPMENT FOR VEHICLES, NESOI	X	4,642

TABLE 2 - IMPORTS INTO PUERTO RICO FROM FOREIGN COUNTRIES  
BY COMMODITY AND COUNTRY OF ORIGIN-FISCAL YEAR 2000

COMM-CODE	COMMODITY, COUNTRY AND UNIT OF QUANTITY	QUANTITY	VALUE-\$
	CHINA (TAIWAN).....		4,642
8512204040	VIS SIG. EQUIP. 8701.20,8702,8703,8704,8705,OR8711 X		827,725
	CHINA (TAIWAN).....		248,529
	CHINA,PEOPLE'S REP.(MAINLAND).....		17,709
	FRANCE.....		9,293
	GERMANY.....		15,758
	JAPAN.....		365,301
	REPUBLIC OF KOREA.....		171,135
8512300020	MOTOR VEHICLE HORNS X		133,915
	CHINA (TAIWAN).....		129,501
	ITALY.....		4,414
8512300040	MOTOR VEHICLE SOUND SIGNALING EQUIP EXCEPT HORNS X		38,638
	CHINA (TAIWAN).....		38,638
8512906000	MOTOR VEHICLE LIGHTING EQUIPMENT PARTS X		62,984
	CHINA (TAIWAN).....		4,676
	JAPAN.....		35,669
	MEXICO.....		22,639
8512909000	PARTS OF WINDSHIELD WIPERS X		35,192
	CHINA (TAIWAN).....		17,179
	CHINA,PEOPLE'S REP.(MAINLAND).....		15,800
	JAPAN.....		2,213
8513102000	FLASHLIGHTS NO 64,276	64,276	81,930
	CHINA,PEOPLE'S REP.(MAINLAND).....	64,276	81,930
8513104000	PORTABLE ELECTRIC LAMPS (EXCEPT FLASHLIGHTS) NO 141,587	141,587	444,278
	CHINA (TAIWAN).....	1,860	10,320
	CHINA,PEOPLE'S REP.(MAINLAND).....	109,541	303,411
	HONG KONG.....	30,186	130,547
8513904000	PARTS FOR PORTABLE ELEC LAMPS, (EXCEPT FLASHLIGHT) X		13,646
	CHINA,PEOPLE'S REP.(MAINLAND).....		13,646
8514100000	INDUSTRIAL, LABORATORY FURNACES, OVENS, RESISTANCE NO 18	18	35,540
	UNITED KINGDOM OF GT BRITAIN.....	18	35,540
8514308000	INDUSTRIAL OR LABORATORY FURNACES AND OVENS, NESOI NO 26	26	14,816
	CANADA.....	13	3,863
	DENMARK.....	3	2,549
	GERMANY.....	10	8,404
8514900000	PARTS FOR IND, LAB FURNACES,OVENS OR HEATING EQUIP X		18,985
	FRANCE.....		2,635
	UNITED KINGDOM OF GT BRITAIN.....		16,350
8515190000	BRAZING OR SOLDERING MACHINES, NESOI NO 62	62	97,116
	MEXICO.....	44	17,664
	UNITED KINGDOM OF GT BRITAIN.....	18	79,452
8515210000	ELECTRIC WELDERS, RESISTANCE, FULL OR PART AUTOMAT NO 4	4	1,665,743
	GERMANY.....	4	1,665,743
8515290000	ELECTRIC WELDERS, RESISTANCE, NESOI NO 1	1	8,000
	CANADA.....	1	8,000
8515390020	ELECTRIC WELDERS, ARC, AC TRANSFORMER TYPE,NON-ROT NO 751	751	55,380
	ITALY.....	615	37,854
	MEXICO.....	136	17,526
8515390040	ELECTRIC WELDERS, ARC, NESOI, NON-ROTATING NO 65	65	5,217
	MEXICO.....	65	5,217
8515800040	ULTRASONIC WELDING MACHINES NO 1	1	15,465
	GERMANY.....	1	15,465
8515800080	ELEC WELDING MACHINES,NESOI; METAL SPRAYING EQ NO 11	11	86,244
	VENEZUELA.....	11	86,244
8515903000	PARTS OF WELDING MACHINES AND APPARATUS, NESOI X		41,718
	MEXICO.....		41,718
8516100040	ELECTRIC STORAGE WATER HEATERS NO 2,427	2,427	174,306
	REPUBLIC OF KOREA.....	192	25,264
	UNITED KINGDOM OF GT BRITAIN.....	2,235	149,042
8516100080	ELECTRIC WATER HEATERS, NESOI, AND IMMERSION HEATE NO 24,155	24,155	257,185
	COLOMBIA.....	2,000	13,600
	SPAIN.....	965	58,512
	UNITED KINGDOM OF GT BRITAIN.....	394	54,059
	VENEZUELA.....	20,796	131,014
8516290090	OTHER ELECTRIC SPACE & SOIL HEATING APPARATUS X		2,448
	FRANCE.....		2,448
8516310000	ELECTRIC HAIR DRYERS NO 17,622	17,622	241,400
	CHINA,PEOPLE'S REP.(MAINLAND).....	6,090	83,774
	GERMANY.....	228	5,913

TABLE 2 - IMPORTS INTO PUERTO RICO FROM FOREIGN COUNTRIES  
BY COMMODITY AND COUNTRY OF ORIGIN-FISCAL YEAR 2000

COMM-CODE	COMMODITY, COUNTRY AND UNIT OF QUANTITY	QUANTITY	VALUE-\$
	ITALY.....	11,304	151,713
8516320040	ELECTROTHERMIC HAIRDRESSING APPARATUS, NESOI X		127,853
	CHINA, PEOPLE'S REP. (MAINLAND).....		20,520
	GERMANY.....		107,333
8516402000	ELECTRIC FLATIRONS, TRAVEL TYPE NO	1,040	11,357
	MEXICO.....	1,040	11,357
8516404000	ELECTRIC FLATIRONS, NESOI NO	91,448	674,145
	CHINA, PEOPLE'S REP. (MAINLAND).....	16,812	102,246
	COLOMBIA.....	2,160	16,200
	MEXICO.....	72,476	555,699
8516500030	MICROWAVE OVENS HAVING CAPACITY <=22.5 LITERS NO	4,182	200,638
	CHINA, PEOPLE'S REP. (MAINLAND).....	2,339	115,207
	REPUBLIC OF KOREA.....	1,843	85,431
8516500060	MICROWAVE OVENS HAVING CAPACITY >22.5L <=31.0L NO	8,500	959,932
	CHINA, PEOPLE'S REP. (MAINLAND).....	5,170	307,313
	JAPAN.....	2,735	618,564
	THAILAND.....	595	34,055
8516500090	MICROWAVE OVENS HAVING CAPACITY >31.0 LITERS NO	25	6,619
	JAPAN.....	25	6,619
8516604070	ELEC COOK STOVES, RANG & OV, PORT, EXC MICROWAVE COMB NO	17,297	316,228
	CHINA, PEOPLE'S REP. (MAINLAND).....	13,440	128,498
	COLOMBIA.....	2,692	43,976
	COSTA RICA.....	1,165	143,754
8516604080	ELECTRIC COOKING STOVES, RANGES & OVENS, NESOI NO	3,880	136,463
	BRAZIL.....	50	8,750
	COSTA RICA.....	384	50,304
	MEXICO.....	3,446	77,409
8516606000	COOKING APPARATUS, ELECTRIC; GRILLERS, ROASTERS, ETC NO	3,496	152,302
	BRAZIL.....	496	109,762
	CHINA, PEOPLE'S REP. (MAINLAND).....	2,000	26,650
	INDIA.....	1,000	15,890
8516710020	AUTOMATIC DRIP & PUMP TYPE ELECTRIC COFFEE MAKERS NO	990	27,443
	CHINA, PEOPLE'S REP. (MAINLAND).....	990	27,443
8516710060	ELECTRIC COFFEE MAKERS, NESOI, DOMESTIC NO	24,894	204,187
	CHINA, PEOPLE'S REP. (MAINLAND).....	24,474	175,880
	ITALY.....	20	16,755
	MEXICO.....	400	11,552
8516720000	ELECTRIC TOASTERS NO	26,044	141,470
	CHINA, PEOPLE'S REP. (MAINLAND).....	23,380	128,683
	HONG KONG.....	2,664	12,787
8516790000	OTHER ELECTROTHERMIC APPLIANCES, DOMESTIC NO	47,280	464,414
	BRAZIL.....	10,273	132,198
	CHINA, PEOPLE'S REP. (MAINLAND).....	36,006	306,274
	INDIA.....	1,000	15,890
	UNITED KINGDOM OF GT BRITAIN.....	1	10,052
8516900500	PARTS OF HEATING APPARATUS IN 8516.10, .21, .29 X		88,622
	BRAZIL.....		3,175
	CHINA (TAIWAN).....		85,447
8516908000	PARTS OF ELECTRIC COOKING STOVES, RANGES AND OVENS X		18,460
	ITALY.....		18,460
8516909000	PARTS OF ELECTROTHERMIC APPARATUS, NESOI X		133,277
	BRAZIL.....		14,397
	CHINA (TAIWAN).....		5,008
	ITALY.....		76,883
	UNITED KINGDOM OF GT BRITAIN.....		36,989
8517110000	LINE TELEPHONE SETS WITH CORDLESS HANDSETS NO	29,561	1,596,281
	BRAZIL.....	2,000	270,100
	CHINA (TAIWAN).....	5,410	132,653
	CHINA, PEOPLE'S REP. (MAINLAND).....	5,722	176,017
	JAPAN.....	4,816	357,276
	MALAYSIA.....	11,613	660,235
8517198020	TELEPHONE SETS, ONE LINE, NO FEATURES, TONE SIGNAL NO	16,001	156,150
	CHINA, PEOPLE'S REP. (MAINLAND).....	16,001	156,150
8517198070	TELEPHONE SETS, ONE LINE, W/SPECIAL FEATURES, NESOI NO	15,089	170,286
	CHINA (TAIWAN).....	85	4,250
	CHINA, PEOPLE'S REP. (MAINLAND).....	15,004	166,036
8517210000	FACSIMILE MACHINES NO	3,197	471,132
	CHINA (TAIWAN).....	250	34,750
	CHINA, PEOPLE'S REP. (MAINLAND).....	65	46,125

TABLE 2 - IMPORTS INTO PUERTO RICO FROM FOREIGN COUNTRIES  
BY COMMODITY AND COUNTRY OF ORIGIN-FISCAL YEAR 2000

COMM-CODE	COMMODITY, COUNTRY AND UNIT OF QUANTITY	QUANTITY	VALUE-\$
	JAPAN.....	90	55,356
	MALAYSIA.....	2,562	263,455
	REPUBLIC OF KOREA.....	200	61,694
	SINGAPORE.....	30	9,752
8517301500	CENTRAL OFFICE SWITCHING APPARATUS NO	277	476,659
	CANADA.....	277	476,659
8517302000	PRIVATE BRANCH EXCHANGE SWITCHING APPARATUS NO	1	129,460
	IRELAND.....	1	129,460
8517302500	ELECTRONIC KEY TELEPHONE SYSTEMS NO	219	101,211
	ISRAEL.....	219	101,211
8517303000	TELEPHONIC SWITCHING APPARATUS,NESOI NO	271	260,995
	GERMANY.....	268	235,413
	UNITED KINGDOM OF GT BRITAIN.....	3	25,582
8517305000	TELEGRAPHIC SWITCHING APPARATUS X		4,833
	SPAIN.....		4,833
8517501000	MODEMS OF A KIND USED WITH DATA PRCSG MCH OF 8471 NO	809	330,081
	CANADA.....	82	160,014
	NETHERLANDS.....	727	170,067
8517801020	TELEPHONIC APPARATUS, NESOI X		207,227
	CANADA.....		204,625
	MALAYSIA.....		2,602
8517900800	PARTS OF FACSIMILE MACHINES, NESOI X		16,626
	JAPAN.....		16,626
8517901200	PTS OF TELEPHONE SETS INCORP PRINTED CIRCUIT ASSEM X		6,914,982
	CANADA.....		31,327
	COSTA RICA.....		6,883,655
8517902400	PTS FR TELPHONE SWITCH,TERMINAL APP INC PC ASSEMB X		1,532,808
	CANADA.....		250,665
	ISRAEL.....		74,400
	MEXICO.....		137,167
	SPAIN.....		3,787
	SWEDEN.....		1,066,789
8517903200	PTS OF ART OF 8517.20,8517.30, 8517.40.50, 8517.81 X		16,763
	DOMINICAN REPUBLIC.....		16,763
8517903400	PTS OF TELEPHONE,TELEGRAPH SWITCH APPA INC PC ASSM X		29,359
	CANADA.....		29,359
8517903600	PC ASSEMB FOR TELEPHONE SWIT,TERM APPA O/T TEL SETS X		87,446
	CANADA.....		87,446
8517903800	PC ASSEMBLIES FOR TELEPHONIC APPARATUS, NESOI X		2,805
	CANADA.....		2,805
8517904800	PTS,INC FACE PLATE,LOCK LATCH FR PC ASMB,TEL SW,TM X		66,376
	CANADA.....		66,376
8517905200	PTS,INC FACE PLATES,LOCK LATCHES,PC ASSMB,TELEPHONE X		87,552
	CANADA.....		84,800
	SPAIN.....		2,752
8517905800	PTS TELEPHONIC,SWITCH,TERMINAL APARAT O/T TELEPHONE X		7,182
	CANADA.....		7,182
8517906400	PARTS OF TELEPHONIC APPARATUS, NESOI X		1,604,165
	COSTA RICA.....		1,550,049
	ST.CHRISTOPHER-NEVIS.....		54,116
8518108040	STANDS FOR MICROPHONES X		3,242
	CHINA (TAIWAN).....		3,242
8518220000	MULTIPLE LOUDSPEAKERS,MOUNTED IN SAME ENCLOSURE NO	3,027	431,554
	CHINA,PEOPLE'S REP.(MAINLAND).....	1,050	23,237
	GERMANY.....	337	4,077
	INDONESIA.....	14	5,463
	MALAYSIA.....	1,179	377,265
	REPUBLIC OF KOREA.....	22	5,097
	SINGAPORE.....	50	3,216
	THAILAND.....	350	9,178
	UNITED KINGDOM OF GT BRITAIN.....	25	4,021
8518298000	LOUDSPEAKERS,WHETH OR NOT ENCLOSURES MOUNTED,NESOI NO	952,710	2,522,021
	CHINA (TAIWAN).....	919,558	2,183,867
	CHINA,PEOPLE'S REP.(MAINLAND).....	6,315	153,824
	GERMANY.....	1,152	15,935
	HONG KONG.....	20,824	34,197
	JAPAN.....	839	29,430
	MALAYSIA.....	835	17,151
	MEXICO.....	2,419	56,628

TABLE 2 - IMPORTS INTO PUERTO RICO FROM FOREIGN COUNTRIES  
BY COMMODITY AND COUNTRY OF ORIGIN-FISCAL YEAR 2000

COMM-CODE	COMMODITY, COUNTRY AND UNIT OF QUANTITY	QUANTITY	VALUE-\$
	SINGAPORE.....	398	22,051
	THAILAND.....	370	8,938
8518302000	OTHER HEADPHONES,EARPHONES, MICROPHONE/SPEAKER NO	7,400	25,580
	CHINA,PEOPLE'S REP.(MAINLAND).....	6,100	19,819
	JAPAN.....	1,200	3,461
	REPUBLIC OF KOREA.....	100	2,300
8518402000	AUDIO FREQUENCY ELECTRIC AMPLIFIERS, NESOI NO	3,351	242,415
	CHINA (TAIWAN).....	51	13,212
	CHINA,PEOPLE'S REP.(MAINLAND).....	6	2,798
	GERMANY.....	1,011	91,176
	ITALY.....	7	4,437
	JAPAN.....	54	7,899
	MALAYSIA.....	2,005	97,568
	MEXICO.....	85	13,104
	REPUBLIC OF KOREA.....	132	12,221
8518500000	ELECTRIC SOUND AMPLIFIER SETS NO	2,174	146,222
	CHINA (TAIWAN).....	83	26,033
	CHINA,PEOPLE'S REP.(MAINLAND).....	500	23,420
	GERMANY.....	374	17,155
	JAPAN.....	15	11,212
	MALAYSIA.....	1,172	61,680
	REPUBLIC OF KOREA.....	30	6,722
8518908000	PARTS OF MICROPHONES,LOUDSPEAKERS,AMPLIFIERS,NESOI X		3,296,794
	CHINA (TAIWAN).....		3,056,922
	CHINA,PEOPLE'S REP.(MAINLAND).....		92,820
	GERMANY.....		22,740
	HONG KONG.....		44,208
	JAPAN.....		59,571
	MALAYSIA.....		20,533
8519390020	TURNABLES WITH AUTOMATIC TONE ARM OPERATION,NESOI NO	100	14,227
	JAPAN.....	100	14,227
8519390040	TURNABLES, NESOI NO	82	11,220
	JAPAN.....	82	11,220
8519938080	CASSETTE TAPE PLAYERS, NESOI NO	60	3,034
	CHINA (TAIWAN).....	60	3,034
8519990045	OPTICAL DISC (INCLUDING COMPACT DISC) PLAYERS NO	27,927	1,644,102
	CHINA,PEOPLE'S REP.(MAINLAND).....	8,346	277,747
	GERMANY.....	22	66,038
	JAPAN.....	11,022	559,852
	MALAYSIA.....	1,869	154,623
	REPUBLIC OF KOREA.....	2,379	274,235
	SINGAPORE.....	4,254	307,108
	THAILAND.....	35	4,499
8519990060	DELECTRIC SOUND REPRODUCING APPARATUS, NESOI NO	280	21,000
	JAPAN.....	280	21,000
8520200040	ANNOUNCE AND RECORD TELEPHONE ANSWERING MACHINES NO	444	11,869
	MALAYSIA.....	444	11,869
8520200080	TELEPHONE ANSWERING MACHINES, NESOI NO	150	4,322
	MALAYSIA.....	150	4,322
8520330020	CASSETTE TAPE RECORDER/PLAYERS, MICROCASSETTE TYPE NO	1,116	29,917
	JAPAN.....	1,116	29,917
8520330040	CASSETTE TAPE RECORDER/PLAYERS, STEREO, AC ONLY NO	1,310	108,456
	JAPAN.....	160	18,250
	SINGAPORE.....	1,150	90,206
8520330070	CASSETTE TAPE RECORDER/PLAYERS, WITHOUT SPEAKERS NO	508	10,862
	CHINA (TAIWAN).....	48	2,426
	CHINA,PEOPLE'S REP.(MAINLAND).....	420	5,298
	SINGAPORE.....	40	3,138
8520330090	CASSETTE TAPE RECORDER/PLAYERS, NESOI NO	2,699	87,189
	CHINA (TAIWAN).....	1,404	23,979
	CHINA,PEOPLE'S REP.(MAINLAND).....	510	6,722
	JAPAN.....	408	18,699
	REPUBLIC OF KOREA.....	27	10,335
	SINGAPORE.....	350	27,454
8520390070	TAPE RECORDER/PLAYERS NESOI NO	8	5,748
	JAPAN.....	8	5,748
8520900080	OTHER MAGNETIC SOUND RECORDING OR REPRODUCING EQUI NO	318	15,140
	JAPAN.....	318	15,140
8521106000	VIDEO CASSETTE & CARTRIDGE RECORDER/PLAYERS, COLOR NO	39,257	2,945,539

TABLE 2 - IMPORTS INTO PUERTO RICO FROM FOREIGN COUNTRIES  
BY COMMODITY AND COUNTRY OF ORIGIN-FISCAL YEAR 2000

COMM-CODE	COMMODITY, COUNTRY AND UNIT OF QUANTITY	QUANTITY	VALUE-\$
	JAPAN.....	32,350	2,319,832
	MALAYSIA.....	4,993	426,535
	MEXICO.....	1,914	199,172
8521109000	VIDEO TAPE RECORDING OR PLAYING EQUIP,EXC COLOR NO	1,400	267,055
	MALAYSIA.....	1,400	267,055
8521900000	VIDEO RECORDING OR REPRODUCING APPARATUS EXC TAPE NO	20,759	4,203,917
	JAPAN.....	13,660	2,811,260
	MALAYSIA.....	6,465	1,263,924
	MEXICO.....	634	128,733
8522907580	PARTS, NESOI, FOR RECORDERS AND REPRODUCERS, NESOI X		14,099
	REPUBLIC OF KOREA.....		14,099
8523120020	UNRECORDED MAGNETIC TAPE >4 & =<6.5MM, AUDIO,NESOI X		22,080
	JAPAN.....		22,080
8523120040	UNRECORDED MAGNETIC TAPE >4 & =<6.5MM, VIDEO X		35,402
	JAPAN.....		35,402
8523130040	UNRECORDED MAGNETIC TAPE >6.5MM, VIDEO, CASSETTE NO	29,963	103,918
	CHINA,PEOPLE'S REP.(MAINLAND).....	6,000	2,788
	JAPAN.....	23,963	101,130
8523300000	CARDS INCORPORATING A MAGNETIC STRIPE NO	134,200	31,623
	COLOMBIA.....	134,200	31,623
8524310030	DISCS FOR LASER READING SYSTEMS,FOR REPROD PHENOME NO	26,567	397,017
	CHILE.....	215	7,559
	COLOMBIA.....	190	3,125
	GERMANY.....	2,073	7,236
	IRELAND.....	1,959	44,597
	ISRAEL.....	247	28,113
	JAPAN.....	260	5,990
	MEXICO.....	1,802	50,618
	SPAIN.....	19,821	249,779
8524310070	DISCS FOR LASER READING SYSTEMS,FOR REPROD PHENOME NO	10,154	26,360
	IRELAND.....	1	3,510
	JAPAN.....	9,903	20,350
	MEXICO.....	250	2,500
8524320000	DISCS FOR LASER READING SYSTEMS,REPROD SOUND ONLY NO	144,130	262,280
	COLOMBIA.....	15,721	78,922
	CZECH REPUBLIC.....	5,265	2,950
	DENMARK.....	24,451	41,041
	GERMANY.....	21,120	23,232
	JAPAN.....	90	2,028
	MEXICO.....	37,557	56,389
	MONACO.....	19,000	19,596
	SPAIN.....	3,200	3,520
	UNITED KINGDOM OF GT BRITAIN.....	17,726	34,602
8524394000	DISCS FR REPRODUCING REPRESENTATIONS OF DATA,IMAGE NO	26,345	945,990
	CHINA (TAIWAN).....	8,205	705,630
	COLOMBIA.....	172	2,765
	COSTA RICA.....	2,350	20,625
	MEXICO.....	140	7,165
	SPAIN.....	15,478	209,805
8524398000	DISCS FOR LASER READING SYSTEMS, NESOI NO	218	2,670
	COLOMBIA.....	218	2,670
8524400000	MAGNETIC TAPE FOR REPROD OTHER THAN SOUND OR IMAGE M2	4	5,345
	GERMANY.....	4	5,345
8524513040	MAGNETIC TAPE RECORDINGS =< 4MM, CASSETTE, AUDIO NO	39,031	45,850
	INDIA.....	2,441	2,612
	MEXICO.....	36,590	43,238
8524521040	MAGNETIC TAPE RECORDINGS >4MM AND =<6.5MM ,VIDEO, LNM	226,984	26,029
	COLOMBIA.....	151,560	5,842
	MEXICO.....	75,424	20,187
8524531040	MAGNETIC TAPE RECORDINGS >6.5MM BUT=<16MM, VIDEO LNM	573,205	105,930
	MEXICO.....	573,205	105,930
8524531080	MAGNETIC TAPE RECORDINGS >6.5MM , VIDEO NESOI LNM	1,977	9,920
	MEXICO.....	1,977	9,920
8524910030	PREPACKAGED SOFTWARE FOR ADP, RETAIL, ON MAG MEDIA NO	888	204,621
	CANADA.....	6	6,318
	ISRAEL.....	86	188,978
	JAPAN.....	46	6,205
	NETHERLANDS.....	750	3,120
8524910070	OTHER MAGNETIC MEDIA,REPROD PHENOME OTHER THAN S/I NO	18,272	388,192

TABLE 2 - IMPORTS INTO PUERTO RICO FROM FOREIGN COUNTRIES  
BY COMMODITY AND COUNTRY OF ORIGIN-FISCAL YEAR 2000

COMM-CODE	COMMODITY, COUNTRY AND UNIT OF QUANTITY	QUANTITY	VALUE-\$
	CANADA.....	86	240,600
	FINLAND.....	1	10,516
	MEXICO.....	18,178	70,576
	SWEDEN.....	7	66,500
8524994000	OTHER MAGNETIC MEDIA, RECORDED, NESOI NO	1,750	5,146
	JAPAN.....	1,500	2,250
	NETHERLANDS.....	250	2,896
8525103015	TV APPAR FOR RECEIPT OF TV SIGNLS RELAYD BY SATELLI NO	5,862	1,039,230
	HONG KONG.....	1,162	103,802
	MEXICO.....	4,700	935,428
8525103035	CONVERTERS,DECODERS,PREAMPLIFIR,ETC,CLOSED CIRC TV X		837,466
	REPUBLIC OF KOREA.....		837,466
8525103040	TELEVISION TRANSMISSION APPARATUS, NESOI X		5,499
	CANADA.....		5,499
8525109025	TRANSMITTERS FREQ =<30 MHZ,NT RADIOBROADCAST,NESOI NO	1	2,557
	ITALY.....	1	2,557
8525201500	RADIO TRANSCIEVERS, CITIZENS BAND (CB), NESOI NO	46	9,200
	GUATEMALA.....	46	9,200
8525203010	RADIO TRANSCIEVERS, HAND-HELD, FREQ<30MHZ NO	120	5,041
	MALAYSIA.....	120	5,041
8525203025	RADIO TRANSCIEVERS, HAND-HELD, FREQ >400 MHZ NO	138	33,167
	ISRAEL.....	16	22,991
	MALAYSIA.....	122	10,176
8525209060	CELLULAR RADIOTELEPHONES FOR PCRS WEIGHING OV 1 KG NO	5,545	1,354,672
	REPUBLIC OF KOREA.....	5,545	1,354,672
8525209070	CELLULAR RADIOTELEPHONES FOR PCRS, 1 KG AND UNDER NO	29,614	5,745,997
	BRAZIL.....	8,200	900,000
	COLOMBIA.....	3,600	848,569
	REPUBLIC OF KOREA.....	17,814	3,997,428
8525209080	RADIO AND TELEVISION TRANSMISSION APPARATUS, NESOI X		8,528,153
	CANADA.....		64,536
	ISRAEL.....		9,750
	SWEDEN.....		8,453,867
8525309005	TELEVISION CAMERAS, NESOI, COLOR NO	4,712	1,549,398
	CANADA.....	10	2,308
	JAPAN.....	4,702	1,547,090
8525309060	TELEVISION CAMERAS, EXCEPT COLOR NO	2,655	185,884
	CANADA.....	20	2,750
	REPUBLIC OF KOREA.....	2,635	183,134
8525404000	DIGITAL STILL IMAGE VIDEO CAMERAS NO	1,880	793,190
	COLOMBIA.....	20	39,996
	JAPAN.....	1,860	753,194
8525408020	CAMCORDERS, 8MM NO	556	246,704
	JAPAN.....	556	246,704
8525408050	CAMCORDERS (OTHER THAN 8 MM), NESOI NO	900	287,361
	JAPAN.....	900	287,361
8525408085	STILL IMAGE VIDEO CAMERA,VDEO CAMERA RECORDR,NESOI NO	8	35,836
	COLOMBIA.....	8	35,836
8526910020	RADIO NAVIGATIONAL AID APPARATUS,RECEPTION ONLY NO	2,000	144,000
	JAPAN.....	2,000	144,000
8526910040	RADIO NAVIGATIONAL AID APPARATUS, NESOI NO	2	5,320
	UNITED KINGDOM OF GT BRITAIN.....	2	5,320
8526920000	RADIO REMOTE CONTROL APPARATUS X		8,632
	THAILAND.....		8,632
8527120000	POCKET-SIZE RADIO CASSETTE PLAYERS NO	359	12,412
	CHINA (TAIWAN).....	359	12,412
8527131140	RADIO-TAPE COMB OPTICAL DISC PLAYER OR RECORDERS NO	1,826	121,327
	CHINA (TAIWAN).....	126	4,285
	CHINA,PEOPLE'S REP.(MAINLAND).....	1,580	108,986
	JAPAN.....	120	8,056
8527131180	RADIO-TAPE COMBINATIONS INCAPABLE OF RECORDING NO	2,664	62,717
	CHINA (TAIWAN).....	1,794	50,687
	CHINA,PEOPLE'S REP.(MAINLAND).....	870	12,030
8527132010	RADIO-TAPE COMBINATIONS, CASSETE, BATTERY, STEREO NO	2,596	50,669
	CHINA (TAIWAN).....	240	4,308
	CHINA,PEOPLE'S REP.(MAINLAND).....	2,356	46,361
8527132060	RADIO-TAPE RECORD COMBINTN, BTY, CASSTTE,EX STEREO NO	3,320	43,912
	CHINA,PEOPLE'S REP.(MAINLAND).....	3,320	43,912
8527132080	RADIO-TAPE RECORDER COMBINATIONS, BTY, EX CASSETTE NO	4,320	57,032

TABLE 2 - IMPORTS INTO PUERTO RICO FROM FOREIGN COUNTRIES  
BY COMMODITY AND COUNTRY OF ORIGIN-FISCAL YEAR 2000

COMM-CODE	COMMODITY, COUNTRY AND UNIT OF QUANTITY	QUANTITY	VALUE-\$
8527136040	CHINA, PEOPLE'S REP. (MAINLAND).....	4,320	57,032
	RADIOBROADCAST REC COMB INC OPTICAL DISC PLAY REC NO	20,796	1,057,910
	CHINA, PEOPLE'S REP. (MAINLAND).....	17,214	818,554
	JAPAN.....	1,596	115,949
	MALAYSIA.....	446	24,821
	SINGAPORE.....	1,540	98,586
8527136080	RADIOBROADCAST RECEIVER COMBINATIONS, BTY, NESOI NO	998	18,287
	CHINA (TAIWAN).....	398	14,471
	CHINA, PEOPLE'S REP. (MAINLAND).....	600	3,816
8527191000	RADIO RECEIVERS, BATTERY, WITH CLOCK OR TIMER N/O\$40 NO	480	5,263
	CHINA, PEOPLE'S REP. (MAINLAND).....	480	5,263
8527195015	RADIOBROADCAST RECEIVERS, BATTERY, WITH CLOCK NO	4,320	21,922
	CHINA, PEOPLE'S REP. (MAINLAND).....	4,320	21,922
8527195035	RADIOBROADCAST RECEIVERS, BATTERY, FM OR AM/FM NO	49,790	801,527
	CHINA (TAIWAN).....	282	7,174
	CHINA, PEOPLE'S REP. (MAINLAND).....	49,508	794,353
8527211005	MOTOR VEH RADIO-TAPE PLAYERS COMB, INC OPTICAL DISC NO	22,481	2,503,177
	CHINA, PEOPLE'S REP. (MAINLAND).....	200	23,313
	INDONESIA.....	24	2,767
	JAPAN.....	12,035	1,540,080
	MALAYSIA.....	1,212	136,273
	REPUBLIC OF KOREA.....	7,559	663,210
	THAILAND.....	1,451	137,534
8527211015	MOTOR VEHICLE RADIO-TAPE PLAYERS, CASSETTE, STEREO NO	6,400	488,329
	CHINA (TAIWAN).....	2,376	125,364
	CHINA, PEOPLE'S REP. (MAINLAND).....	1,652	49,321
	JAPAN.....	100	27,435
	MEXICO.....	22	9,144
	REPUBLIC OF KOREA.....	2,090	262,440
	SWITZERLAND.....	70	8,027
	THAILAND.....	90	6,598
8527211020	MOTOR VEHICLE RADIO-TAPE PLAYERS, CASSETTE, NESOI NO	680	56,023
	CHINA (TAIWAN).....	180	8,420
	REPUBLIC OF KOREA.....	500	47,603
8527214040	MOTR VEH RADIO-COMB( INC OPTICAL DISC)PLAYES, RECORD NO	9,955	1,035,147
	CHINA, PEOPLE'S REP. (MAINLAND).....	7,747	781,797
	JAPAN.....	1,239	135,290
	MALAYSIA.....	140	14,775
	REPUBLIC OF KOREA.....	783	96,053
	THAILAND.....	46	7,232
8527294000	MOTOR VEHICLE RADIO RECEIVERS, FM OR AM/FM ONLY NO	50	6,003
	INDONESIA.....	50	6,003
8527314040	RADIO-TAPE PLAYER COMB, NON-RECORD INC OPTICAL DISC NO	13,577	2,202,370
	JAPAN.....	350	127,897
	MALAYSIA.....	11,987	1,867,627
	SINGAPORE.....	1,240	206,846
8527314080	RADIO-TAPE PLAYER COMBINATIONS, NON-RECORDING NO	830	126,918
	JAPAN.....	30	12,870
	MALAYSIA.....	380	54,173
	SINGAPORE.....	420	59,875
8527315005	RADIO-TAPE RECORDERS, INC OPTICAL DISC PLAYER/RECRD NO	23,487	3,092,398
	CHINA, PEOPLE'S REP. (MAINLAND).....	8,222	1,007,757
	HONG KONG.....	140	10,780
	INDONESIA.....	270	67,432
	JAPAN.....	130	52,799
	MALAYSIA.....	12,107	1,628,179
	REPUBLIC OF KOREA.....	1,010	92,976
	SINGAPORE.....	1,608	232,475
8527315025	RADIOBROADCAST RECEIVER TAPE RECORD, CASSETTE, NESOI NO	242	30,644
	JAPAN.....	48	20,448
	SINGAPORE.....	194	10,196
8527316040	RADIO-RECORDER COMB, INC OPTICAL DISC PLAYER/RECRD NO	150	6,425
	CHINA, PEOPLE'S REP. (MAINLAND).....	150	6,425
8527321030	RADIO RECEIVER WITH CLOCK OR TIMER, EXC DIG, N/O \$40 NO	100	2,765
	CHINA, PEOPLE'S REP. (MAINLAND).....	100	2,765
8527390020	RADIOBROADCAST RECEIVER WITHOUT SPEAKERS NO	4,259	562,029
	MALAYSIA.....	1,371	188,726
	SINGAPORE.....	2,888	373,303
8527390040	RADIOBROADCAST RECEIVERS, NESOI NO	660	77,717



TABLE 2 - IMPORTS INTO PUERTO RICO FROM FOREIGN COUNTRIES  
BY COMMODITY AND COUNTRY OF ORIGIN-FISCAL YEAR 2000

COMM-CODE	COMMODITY, COUNTRY AND UNIT OF QUANTITY	QUANTITY	VALUE-\$
	MALAYSIA.....	660	77,717
8527908500	RADIO PAGING RECEIVERS NO	25,278	1,044,874
	BELGIUM.....	25,231	1,041,584
	MEXICO.....	47	3,290
8527909590	RECEPTION APPARATUS FOR RADIO, NESOI X		6,492
	CHINA, PEOPLE'S REP.(MAINLAND).....		6,492
8528122005	TV REC NON-HI DEF,COL,SINGLE TUBE,VIDEO N/O34.29CM NO	617	73,713
	CHINA, PEOPLE'S REP.(MAINLAND).....	600	59,946
	JAPAN.....	17	13,767
8528122025	TV REC,NON-HI,COL,SIN PCT TUBE,NON-PROJ, GT 26 CM NO	810	65,610
	CHINA, PEOPLE'S REP.(MAINLAND).....	810	65,610
8528122480	TV REC,NON-HI DEF,COL,SING PT TUB,NON-PRO, OV34.29 NO	3,360	295,428
	CHINA, PEOPLE'S REP.(MAINLAND).....	3,360	295,428
8528123235	TV REC,NON-HI,COL,SING TUBE,NON-PROJ,DISP EX 45-50 NO	2,600	276,451
	CHINA, PEOPLE'S REP.(MAINLAND).....	1,544	153,580
	REPUBLIC OF KOREA.....	1,056	122,871
8528123238	TV REC,NON-HI,COLOR TUBE,DIR VIEW,NON PROJ 50-52CM NO	3,870	377,970
	CHINA, PEOPLE'S REP.(MAINLAND).....	3,870	377,970
8528123250	TV REC,NON-HI DEF,COL,TUBE,DIR VW,NO PROJ >52<77CM NO	1,165	98,290
	CHINA, PEOPLE'S REP.(MAINLAND).....	1,165	98,290
8528123290	TV REC,NON-HI DEF,COL,W TUBE,DIR VW,NO PROJ EX 77C NO	5	9,332
	JAPAN.....	5	9,332
8528127201	REC TV,COLOR,FLAT PANEL SCREEN,DISPLAY EXC 34.29CM NO	1	11,633
	JAPAN.....	1	11,633
8528130005	RECEP TV WITH TUBE COMBINED WITH RADIOS, RECORDERS NO	23,921	571,695
	CHINA, PEOPLE'S REP.(MAINLAND).....	19,253	485,337
	HONG KONG.....	4,668	86,358
8528130010	RECEP TV W/ TUBE COMBINED WITH RADIOS, ETC, NESOI NO	2,816	114,569
	CHINA, PEOPLE'S REP.(MAINLAND).....	2,816	114,569
8528130035	RECEP TV 1 PIC TUBE MONO DISP > 26 CM BUT =< 33 CM NO	1,100	22,550
	CHINA, PEOPLE'S REP.(MAINLAND).....	1,100	22,550
8528211000	VIDEO MONITORS, COLOR, INCOMPLETE, NESOI NO	294	128,750
	CANADA.....	50	6,750
	CHINA (TAIWAN).....	244	122,000
8528211901	VIDEO MONITR,COLR,NON-HI DEF,GT 34.29 BUT LT=35 NO	2	11,814
	JAPAN.....	2	11,814
8528212901	VIDEO MONITORS, COLOR, NON-HI DEF, NESOI, GT 34.29 NO	2	4,585
	JAPAN.....	2	4,585
8528215200	VIDEO MONITORS, CLR, HI DEF, PROJEC, W/ CRT, NESOI NO	680	100,579
	CHINA (TAIWAN).....	280	50,047
	CHINA, PEOPLE'S REP.(MAINLAND).....	400	50,532
8528217001	VIDEO MONITOR,CLR,FLAT PNEL SCR, NESOI,GT 34.29 CM NO	8	18,342
	JAPAN.....	8	18,342
8528219001	VIDEO MONITORS, COLOR, NESOI, W/ DISP GT 34.29 CM NO	5	30,956
	JAPAN.....	5	30,956
8528220000	VIDEO MONITORS, BLACK & WHITE OR OTHER MONOCHROME NO	53	9,110
	REPUBLIC OF KOREA.....	53	9,110
8528301000	VIDEO PROJECTRS,CLR,INCOMPLETE,FLAT PNEL,NOT CRT NO	9	31,094
	FRANCE.....	1	2,985
	GERMANY.....	2	7,055
	JAPAN.....	6	21,054
8528306000	VIDEO PROJECTORS,COLOR,HI DEFINITION W/ CRT,NESOI NO	2	3,083
	GERMANY.....	2	3,083
8528307800	VIDEO PROJECTORS, COLOR, NESOI NO	1	2,139
	JAPAN.....	1	2,139
8529102020	TELEVISION ANTENNAS, RECEIVING ONLY NO	207	4,060
	MEXICO.....	207	4,060
8529104040	RADAR, RADIO NAVIGATIONAL AID ANTENNAS NO	24	19,992
	CANADA.....	24	19,992
8529107000	ANTENNA/ANTENNA REFLECTORS USED W/RADIO APPARATUS X		35,040
	JAPAN.....		28,950
	REPUBLIC OF KOREA.....		6,090
8529109000	PARTS ANTENNA, FOR HEADINGS 8525 TO 8528, NESOI X		1,132,248
	CHINA (TAIWAN).....		10,964
	CHINA, PEOPLE'S REP.(MAINLAND).....		10,201
	FRANCE.....		1,102,124
	ITALY.....		2,559
	JAPAN.....		3,900
	SPAIN.....		2,500

TABLE 2 - IMPORTS INTO PUERTO RICO FROM FOREIGN COUNTRIES  
BY COMMODITY AND COUNTRY OF ORIGIN-FISCAL YEAR 2000

COMM-CODE	COMMODITY, COUNTRY AND UNIT OF QUANTITY	QUANTITY	VALUE-\$
8529902300	PRINTED CIRCUIT ASSEMBLS,EXC OF TV,RADAR APP,NESOI	X	8,642
	CANADA.....		8,642
8529903900	PRT OF TV RECVR,EXC TUNERS & SUBASSEMBLIES, NESOI	X	2,949
	CANADA.....		2,949
8529905300	FLAT PANEL SCREEN ASSEM FOR HD 8528.10.64 AND .68	X	13,000
	CANADA.....		13,000
8529908500	OTHER PARTS OF ARTICLES OF 8525 & 8527, NESOI	X	979,935
	BELGIUM.....		6,629
	SWEDEN.....		973,306
8529908900	SUBASSEMBLIES, FOR COLR TV RECVRs CNTG 2 OR >PC BRD	NO 220	4,214
	CHINA, PEOPLE'S REP. (MAINLAND).....	220	4,214
8529909380	PARTS FOR TELEVISION RECEIVERS, NESOI	X	6,384
	CHINA, PEOPLE'S REP. (MAINLAND).....		6,384
8529909900	OTHR PRTS OF HEADINGS 8525-8528, NESOI	X	127,369
	CHINA (TAIWAN).....		10,930
	REPUBLIC OF KOREA.....		87,009
	SWEDEN.....		29,430
8530100000	ELECTRICAL SIGNALING OR TRAFFIC CONTROL EQPT RAIL	X	103,763
	FRANCE.....		103,763
8530800000	ELECTRICAL SIGNALING OR TRAFFIC CONTROL EQPT, NESOI	X	9,198
	JAPAN.....		5,275
	SPAIN.....		3,923
8531100045	BURGLAR OR FIRE ALARMS AND SIMILAR APPARATUS, NESOI	NO 7,479	45,055
	CANADA.....	18	3,519
	CHINA, PEOPLE'S REP. (MAINLAND).....	5,184	31,416
	IRELAND.....	2,277	10,120
8531200020	INDICATOR PANALS INCORPORATING LCD'S	X	32,881
	CHINA, PEOPLE'S REP. (MAINLAND).....		12,060
	INDONESIA.....		20,821
8531200040	INDICATOR PANELS INCORPORATING LED'S	X	82,478
	BELGIUM.....		4,800
	INDONESIA.....		77,678
8531809010	INDICATOR PANELS INCORPORATING FLUORESCENT DEVICES	X	2,900
	SWEDEN.....		2,900
8531809025	INDICATOR PANELS, NESOI	X	61,148
	BELGIUM.....		47,143
	ITALY.....		14,005
8531809030	HORNS, ELECTRIC, EXCEPT VEHICLE OR CYCLE	X	35,763
	CHINA (TAIWAN).....		27,045
	ITALY.....		8,718
8531809040	OTHER ELECTRIC SOUND SIGNALING DEVICES, NESOI	X	37,581
	CHINA (TAIWAN).....		3,533
	SPAIN.....		23,759
	UNITED KINGDOM OF GT BRITAIN.....		10,289
8531809050	OTHER SIGNALING DEVICES, ELECTRIC, NESOI	X	2,450
	BELGIUM.....		2,450
8531903000	PARTS PRINTED CIRCUIT ASSEMBLIES; NESOI	X	3,024
	CANADA.....		3,024
8531909000	PARTS OF ELEC SOUND/VISUAL SIGNAL APPARTUS; NESOI	X	260,571
	BELGIUM.....		2,956
	REP. OF SOUTH AFRICA.....		2,722
	SWITZERLAND.....		136,323
	UNITED KINGDOM OF GT BRITAIN.....		118,570
8532100000	FIXED CAPACITORS, 50-60 HZ, POWER, CPCTY =>.5 KVAR	NO 48,000	2,640
	UNITED KINGDOM OF GT BRITAIN.....	48,000	2,640
8532210050	FIXED CAPACITORS, TANTALUM ELECTROLYTIC, SMD	NO 10,000	11,663
	SINGAPORE.....	10,000	11,663
8532210080	FIXED CAPACITORS, TANTALUM ELECTROLYTIC, NESOI	NO 1,213,000	100,215
	CHINA (TAIWAN).....	133,000	39,750
	GERMANY.....	600,000	33,900
	JAPAN.....	480,000	26,565
8532220020	FIXED CAPACITORS, ALUMINUM ELECTROLYTIC =< 18 MM	NO 2,310,154	137,344
	CHINA (TAIWAN).....	2,270,154	131,744
	ITALY.....	40,000	5,600
8532230060	FIXED CAPACITORS, CERAMIC, DIELECTRIC S L RADIAL L	NO 810,805	22,457
	CHINA (TAIWAN).....	810,805	22,457
8532240020	FIXED CAPACITORS, CERAMIC, DIELECTRIC MLTYLR CHIPS	NO 4,490	9,665
	GERMANY.....	4,490	9,665
8532250070	FIXED CAPACITORS, PAPER, PLASTIC, NESOI, RADIAL LD	NO 1,695,000	46,222

TABLE 2 - IMPORTS INTO PUERTO RICO FROM FOREIGN COUNTRIES  
BY COMMODITY AND COUNTRY OF ORIGIN-FISCAL YEAR 2000

COMM-CODE	COMMODITY, COUNTRY AND UNIT OF QUANTITY	QUANTITY	VALUE-\$
	BRAZIL.....	1,340,000	37,489
	CHINA (TAIWAN).....	355,000	8,733
8532250080	FIXED CAPACITORS, PAPER, PLASTIC, NESOI, DIELECTRC NO	51,300	5,247
	SPAIN.....	51,300	5,247
8532290040	FIXED CAPACITORS, NESOI NO	26,309	13,669
	CHINA (TAIWAN).....	285	8,234
	GERMANY.....	24	3,122
	UNITED KINGDOM OF GT BRITAIN.....	26,000	2,313
8532300090	VARIABLE OR ADJUSTABLE CAPACITORS, NESOI NO	765,912	72,991
	CHINA (TAIWAN).....	2,212	37,236
	JAPAN.....	23,000	2,160
	UNITED KINGDOM OF GT BRITAIN.....	740,700	33,595
8533100065	FIXED RESISTORS, CARBON FILM, TWO LEADS NO	882,486	15,057
	CHINA (TAIWAN).....	536,136	9,037
	UNITED KINGDOM OF GT BRITAIN.....	346,350	6,020
8533210030	FIXED RESISTORS, NESOI, =< 20W, SMD 2 T FT CPS NO	6,712,000	24,823
	CHINA (TAIWAN).....	6,682,000	19,623
	REPUBLIC OF KOREA.....	30,000	5,200
8533210090	FIXED RESISTORS NESOI, =< 20W, 2 LEADS, NESOI NO	617,599	7,905
	CHINA (TAIWAN).....	170,000	2,260
	UNITED KINGDOM OF GT BRITAIN.....	447,599	5,645
8533290000	FIXED RESISTORS NESOI > 20 W POWER HDLG CPCY NO	1	4,829
	CANADA.....	1	4,829
8533408070	VARIABLE RESISTORS, NESOI NO	1,312,803	224,297
	CHINA (TAIWAN).....	955,910	216,566
	UNITED KINGDOM OF GT BRITAIN.....	356,893	7,731
8534000020	PRINTED CIRCUITS OF PLASTIC/GLASS =>3 LAYERS, CNDT NO	18,385	1,804,992
	CHINA (TAIWAN).....	1,489	12,805
	GERMANY.....	16,896	1,792,187
8534000040	PRINTED CIRCUITS OF PLASTIC/GLASS, NESOI NO	2,103	24,428
	CANADA.....	105	7,245
	CHINA (TAIWAN).....	1,998	17,183
8534000050	PRINTED CIRCUITS WITH A BASE OF IMPREGNATED PAPER NO	245,000	76,866
	CHINA (TAIWAN).....	4,000	6,353
	CHINA, PEOPLE'S REP. (MAINLAND).....	180,000	21,330
	UNITED KINGDOM OF GT BRITAIN.....	61,000	49,183
8534000070	PRINTED CIRCUITS, PLASTICS IMPREGNATED, NESOI NO	1,077,239	2,311,789
	CHINA (TAIWAN).....	977,239	2,091,789
	CHINA, PEOPLE'S REP. (MAINLAND).....	100,000	220,000
8534000080	PRINTED CIRCUITS, FLEXIBLE TYPE NO	1,643,612	1,637,893
	CHINA, PEOPLE'S REP. (MAINLAND).....	98,268	33,513
	HONG KONG.....	27,000	9,450
	JAPAN.....	35,073	29,637
	SINGAPORE.....	1,483,271	1,565,293
8534000085	PRINTED CIRCUITS HAVING A CERAMIC BASE NO	77,400	12,848
	CHINA (TAIWAN).....	77,400	12,848
8534000090	PRINTED CIRCUITS, NESOI NO	1,128,372	8,610,056
	AUSTRIA.....	2	14,423
	CHINA (TAIWAN).....	716,276	1,071,874
	CHINA, PEOPLE'S REP. (MAINLAND).....	283,050	33,541
	DOMINICAN REPUBLIC.....	9,584	266,305
	GERMANY.....	20	19,834
	HONG KONG.....	90,000	10,665
	SINGAPORE.....	29,440	7,193,414
8534000095	OTHER PRINTED CIRCUITS, NESOI NO	617,238	324,607
	BRAZIL.....	135,000	3,011
	CHINA (TAIWAN).....	293,074	175,848
	CHINA, PEOPLE'S REP. (MAINLAND).....	109,500	32,185
	GERMANY.....	1,050	59,788
	HONG KONG.....	47,002	15,263
	UNITED KINGDOM OF GT BRITAIN.....	31,612	38,512
8535100020	FUSES IN CIRCUITS => 2300 V NO	66	32,753
	DOMINICAN REPUBLIC.....	66	32,753
8535100040	FUSES NESOI > 1000 V NO	225	12,750
	MEXICO.....	225	12,750
8535290040	AUTOMATIC CIRCUIT BREAKERS NESOI > 72.5 KV < 345 K NO	2,500	2,988
	BRAZIL.....	2,500	2,988
8535300040	ISOLATING AND MAKE AND BREAK SWITCHES, KNIFE TYPE NO	1,450	54,755
	BRAZIL.....	1,450	54,755

TABLE 2 - IMPORTS INTO PUERTO RICO FROM FOREIGN COUNTRIES  
BY COMMODITY AND COUNTRY OF ORIGIN-FISCAL YEAR 2000

COMM-CODE	COMMODITY, COUNTRY AND UNIT OF QUANTITY	QUANTITY	VALUE-\$
8535300080	LIGHTNING ARRESTORS, SURGE SUPPRESSORS, VLTG LMTRS NO	5,030	103,769
	CHINA (TAIWAN).....	5,025	3,184
	MEXICO.....	5	100,585
8535400000	LIGHTNING ARRESTORS, VOLTAGE LIMITERS, SURGE SUPPS X		90,123
	BRAZIL.....		71,150
	CHINA (TAIWAN).....		5,517
	CHINA, PEOPLE'S REP. (MAINLAND).....		2,931
	INDIA.....		10,525
8535904000	MOTOR STARTERS AND MOTOR OVERLOAD PROTECTORS X		7,551
	DOMINICAN REPUBLIC.....		7,551
8535908020	TERMINALS, ELC SPLICES AND ELC COUPLINGS NO	165,177	440,396
	BRAZIL.....	120,000	4,904
	CHINA (TAIWAN).....	7,506	5,573
	DOMINICAN REPUBLIC.....	37,671	429,919
8535908040	ELECTRICAL CONNECTORS, NESOI > 1000 V NO	7,139,076	3,401,264
	BRAZIL.....	425,079	18,162
	CHINA, PEOPLE'S REP. (MAINLAND).....	20,000	15,200
	DOMINICAN REPUBLIC.....	6,430,656	3,216,795
	MALAYSIA.....	24,000	23,821
	UNITED KINGDOM OF GT BRITAIN.....	239,341	127,286
8535908060	ELEC SWITCH & CIRCUIT PROTECT APP & CONNCTRS, NESOI NO	42,678	688,459
	CHINA (TAIWAN).....	700	6,220
	CHINA, PEOPLE'S REP. (MAINLAND).....	11,908	6,520
	COSTA RICA.....	16,323	11,272
	DOMINICAN REPUBLIC.....	10,650	518,484
	FRANCE.....	26	12,996
	ISRAEL.....	2	63,995
	ITALY.....	3,000	7,890
	SWITZERLAND.....	2	52,426
	UNITED KINGDOM OF GT BRITAIN.....	67	8,656
8536100020	FUSES =< 1000 V, GLASS CARTRIDGE NO	183,000	7,677
	CHINA (TAIWAN).....	183,000	7,677
8536100040	FUSES =< 1000 V, NESOI NO	1,321,799	50,397
	CHINA (TAIWAN).....	647,800	28,736
	ITALY.....	21	2,166
	MEXICO.....	38	2,850
	SWITZERLAND.....	673,940	16,645
8536200020	AUTOMATIC CIRCUIT BREAKERS =< 1000 V, MOLDED CASE NO	31,116,835	83,904,861
	DOMINICAN REPUBLIC.....	30,707,533	82,396,030
	FRANCE.....	409,302	1,508,831
8536200040	AUTOMATIC CIRCUIT BREAKERS =< 1000 V, NESOI NO	1,398	38,063
	MEXICO.....	1,398	38,063
8536308000	OTHER APPARATUS FOR PROTECTING ELC CIRCUITS, NESOI X		5,102
	COLOMBIA.....		5,102
8536410020	RELAYS =< 60 V, & CONTACTS < 10 A ELCTMCHL NO	25,000	11,500
	HONG KONG.....	25,000	11,500
8536410030	RELAYS =< 60 V, & CONTACTS < 10 A NESOI NO	25,334	15,964
	HONG KONG.....	25,100	13,886
	JAPAN.....	234	2,078
8536410050	RELAYS =< 60 V NESOI, ELECTROMECHANICAL NO	49,900	26,464
	HONG KONG.....	49,900	26,464
8536410060	RELAYS =< 60 V NESOI NO	131,955	90,284
	CHINA (TAIWAN).....	128,150	82,168
	GERMANY.....	400	2,459
	ITALY.....	3,405	5,657
8536490055	RELAYS > 60 V, & CONTACTS < 10 A NESOI NO	15,075	5,597
	CHINA (TAIWAN).....	15,000	2,793
	SPAIN.....	75	2,804
8536490065	RELAYS > 60 V, CONTACTORS NO	1,899,955	22,759,576
	BRAZIL.....	4,394	11,522
	DOMINICAN REPUBLIC.....	1,858,433	22,725,079
	GERMANY.....	37,125	16,909
	REPUBLIC OF KOREA.....	3	6,066
8536490080	RELAYS > 60 V, NESOI NO	3,026	22,743
	CHINA (TAIWAN).....	22	7,035
	FRANCE.....	4	12,422
	UNITED KINGDOM OF GT BRITAIN.....	3,000	3,286
8536504000	MOTOR STARTERS NO	2,450	15,790
	CHINA (TAIWAN).....	2,450	15,790

TABLE 2 - IMPORTS INTO PUERTO RICO FROM FOREIGN COUNTRIES  
BY COMMODITY AND COUNTRY OF ORIGIN-FISCAL YEAR 2000

COMM-CODE	COMMODITY, COUNTRY AND UNIT OF QUANTITY	QUANTITY	VALUE-\$
8536507000	AC SWITCHES COUPLED INPUT/OUTPUT;CURRENT <11 AMPS COSTA RICA.....	NO 1,050	3,473 3,473
8536509025	SWITCHES, ROTARY, RATED > 5 AMPS CHINA (TAIWAN).....	NO 1,810	12,345 12,345
8536509035	SWITCHES, PUSH-BUTTON, RATED > 5 A CHINA (TAIWAN).....	NO 38	2,818 2,818
8536509040	SWITCHES, SNAP-ACTION, OTHER THAN LIMIT CHINA,PEOPLE'S REP.(MAINLAND).....	NO 2,110	10,234 10,234
8536509050	SWITCHES, SLIDE = <1000 V ST.CHRISTOPHER-NEVIS.....	NO 41,311	112,253 112,253
8536509055	SWITCHES, LIMIT, =>1000 VOLTS HAITI.....	NO 5,706,514	14,426,283 251,881
	JAPAN.....	156	6,810
	ST.CHRISTOPHER-NEVIS.....	5,694,314	14,164,851
	SWEDEN.....	10	2,741
8536509065	SWITCHES, => 1000 VOLTS, NESOI BRAZIL.....	NO 103,742	316,046 23,928
	CHINA (TAIWAN).....	600	37,379
	CHINA,PEOPLE'S REP.(MAINLAND).....	45,975	8,224
	COLOMBIA.....	4,984	34,002
	COSTA RICA.....	32,520	12,699
	DENMARK.....	6,546	4,312
	DOMINICAN REPUBLIC.....	200	4,970
	GERMANY.....	2,500	7,259
	ITALY.....	9	13,676
	JAPAN.....	1,508	127,110
	REPUBLIC OF KOREA.....	8,782	37,840
	UNITED KINGDOM OF GT BRITAIN.....	116	4,647
8536610000	LAMP HOLDERS CHINA (TAIWAN).....	NO 259,993	110,705 5,459
	MEXICO.....	14,600	105,246
8536694030	ELECTRICAL CONNECTORS, RACK AND PANEL TYPE MEXICO.....	NO 50	4,015 4,015
8536694040	ELECTRICAL CONNECTORS, PRINTED CIRCUIT TYPE CHINA (TAIWAN).....	NO 558,640	83,644 23,229
	CHINA,PEOPLE'S REP.(MAINLAND).....	337,600	60,415
8536694050	COAXIAL ELECTRICAL CONNECTORS, NESOI CANADA.....	NO 19,723	39,477 5,652
	CHINA (TAIWAN).....	311	6,365
	CHINA,PEOPLE'S REP.(MAINLAND).....	8,600	20,232
	SWEDEN.....	10,800	7,228
8536698000	ELECTRICAL CONNECTORS, => 1000 VOLTS, NESOI BRAZIL.....	X 12	68,639 11,170
	CHINA,PEOPLE'S REP.(MAINLAND).....		35,790
	COSTA RICA.....		15,126
	ITALY.....		3,224
	JAPAN.....		3,329
8536904000	TERMINALS,ELECTICAL SPLICES/COUPLINGS;WAFER PROBER CHINA (TAIWAN).....	X 193,841	45,497
	CHINA,PEOPLE'S REP.(MAINLAND).....		29,750
	DOMINICAN REPUBLIC.....		7,133
	GERMANY.....		62,196
	IRELAND.....		2,400
	REPUBLIC OF KOREA.....		10,080
	SPAIN.....		16,745
	VENEZUELA.....		20,040
8536908010	ELECTRICAL DISTRIBUTION DUCTS CANADA.....	X 2,452	6,441
	ITALY.....		3,989
8536908030	ELECTRICAL JUNCTION BOXES SPAIN.....	NO 5	4,503 4,503
8536908085	ELECTRICAL APPARATUS FOR SWCH/PROTECT CIRCTS NESOI AUSTRIA.....	X 48,702,680	2,541
	CANADA.....		11,565
	CHINA (TAIWAN).....		74,503
	CHINA,PEOPLE'S REP.(MAINLAND).....		3,250
	COSTA RICA.....		29,102
	DOMINICAN REPUBLIC.....		47,689,897
	ISRAEL.....		3,757

TABLE 2 - IMPORTS INTO PUERTO RICO FROM FOREIGN COUNTRIES  
BY COMMODITY AND COUNTRY OF ORIGIN-FISCAL YEAR 2000

COMM-CODE	COMMODITY, COUNTRY AND UNIT OF QUANTITY	QUANTITY	VALUE-\$
	ITALY.....		36,682
	JAPAN.....		192,224
	REP. OF SOUTH AFRICA.....		380,075
	REPUBLIC OF KOREA.....		226,390
	SINGAPORE.....		3,962
	SPAIN.....		16,646
	SWEDEN.....		16,606
	UNITED KINGDOM OF GT BRITAIN.....		15,480
8537106000	MOTOR CONTROL CENTERS NO 1		85,503
	SPAIN.....	1	85,503
8537109020	SWITCHGEAR ASSEMBLIES AND SWITCHBOARDS =< 1000 V NO 4		5,960
	SWEDEN.....	4	5,960
8537109050	PANEL BOARDS & DISTRIBUTION BOARDS; <= 1,000 VOLTS NO 53,312		256,468
	CANADA.....	33	85,202
	JAPAN.....	1	22,324
	MEXICO.....	1	4,418
	REPUBLIC OF KOREA.....	303	20,460
	UNITED KINGDOM OF GT BRITAIN.....	52,974	124,064
8537109060	PROGRAMABLE CONTROLLERS NO 4		16,483
	CANADA.....	1	10,233
	GERMANY.....	3	6,250
8537109070	ELECTRICAL APPARATUS EQP WITH APTS FM HD 8535&36 NO 1,648		244,324
	CANADA.....	75	23,029
	CHINA (TAIWAN).....	55	3,681
	CHINA,PEOPLE'S REP.(MAINLAND).....	180	6,496
	FRANCE.....	491	25,594
	GERMANY.....	1	23,941
	JAPAN.....	31	5,154
	MEXICO.....	576	24,448
	REPUBLIC OF KOREA.....	131	7,808
	SWEDEN.....	31	44,758
	SWITZERLAND.....	3	10,239
	UNITED KINGDOM OF GT BRITAIN.....	74	69,176
8537200020	SWITCHGEAR & SWITCHBOARD ASSEMBLIES > 1000 V NO 4		11,798
	CANADA.....	4	11,798
8537200040	ELECTRICAL APPARATUS EQP WITH APTS FM HD 8535&36 NO 1		2,132
	UNITED KINGDOM OF GT BRITAIN.....	1	2,132
8538100000	BOARDS, PANELS, CONSOLES ETC OF 8537 LESS APTS X		28,256
	ITALY.....		17,563
	MALAYSIA.....		2,720
	SPAIN.....		7,973
8538903000	PRINTED CIRCUIT ASSEMBLIES, NESOI X		61,997
	ITALY.....		40,797
	REPUBLIC OF KOREA.....		21,200
8538904000	ASSMB O/T PC FOR 8535.90.40,8536.30.40,8536.50.40 X		12,930
	CANADA.....		5,304
	DENMARK.....		7,626
8538908020	PARTS OF AUTOMATIC CIRCUIT BREAKERS X		165,610
	BRAZIL.....		158,677
	SINGAPORE.....		6,933
8538908040	ELECTRICAL METAL CONTACTS FOR HEADING 8535, 36, 37 X		195,117
	BRAZIL.....		189,444
	MEXICO.....		5,673
8538908080	PARTS SUITABLE FOR USE WITH APTS IN 8535, 36, 37 X		12,502,328
	CANADA.....		9,151
	CHINA (TAIWAN).....		10,291
	DOMINICAN REPUBLIC.....		12,331,749
	GERMANY.....		95,022
	HONG KONG.....		5,665
	ITALY.....		17,347
	SINGAPORE.....		6,746
	UNITED KINGDOM OF GT BRITAIN.....		26,357
8539100010	SEALED BEAM LAMP UNDER 15.24cm FOR VEHICLES NO 4,708		4,911
	CHINA (TAIWAN).....	4,708	4,911
8539100050	SEALED BEAM LAMPS 15.24CM OR OVER FOR VEHICLES NO 78		6,089
	FRANCE.....	78	6,089
8539212040	TUNGSTEN HALOGEN FILAMENT LAMPS N/O 100V, FOR VEH. NO 575		17,959
	CHINA (TAIWAN).....	354	8,891
	CHINA,PEOPLE'S REP.(MAINLAND).....	171	5,168

TABLE 2 - IMPORTS INTO PUERTO RICO FROM FOREIGN COUNTRIES  
BY COMMODITY AND COUNTRY OF ORIGIN-FISCAL YEAR 2000

COMM-CODE	COMMODITY, COUNTRY AND UNIT OF QUANTITY	QUANTITY	VALUE-\$
	FRANCE.....	50	3,900
8539212080	TUNGSTEN HALOGEN FILAMENT LAMPS N/O 100V, NESOI NO	384,510	315,024
	CHINA (TAIWAN).....	28,060	28,943
	CHINA, PEOPLE'S REP.(MAINLAND).....	261,400	205,752
	HONG KONG.....	81,000	61,140
	REPUBLIC OF KOREA.....	14,050	19,189
8539214040	TUNGSTEN HALOGEN FILAMENT LAMPS >100V, POWER < 500W NO	2,954	16,758
	CHINA, PEOPLE'S REP.(MAINLAND).....	954	12,008
	REPUBLIC OF KOREA.....	2,000	4,750
8539224000	CHRISTMAS-TREE LAMPS > 100 V BUT NOT > 200 W NO	264,870	768,309
	CHINA (TAIWAN).....	15,000	5,159
	CHINA, PEOPLE'S REP.(MAINLAND).....	249,870	763,150
8539228030	FILAMENT LAMPS =< 150 W BUT > 100 V, DECORATIVE NO	207,071	28,932
	CHINA, PEOPLE'S REP.(MAINLAND).....	162,816	20,081
	MEXICO.....	44,255	8,851
8539228040	FILMNT LAMPS, INC STANDARD, > 100V, POWER 15 - 150 W NO	2,281,064	218,177
	CHINA, PEOPLE'S REP.(MAINLAND).....	1,123,064	158,134
	HONG KONG.....	1,158,000	60,043
8539228060	FILAMENT LAMPS, < 15W, OTHER THAN 3-WAY OR DCRTV NO	95,384	42,920
	CHINA (TAIWAN).....	40,560	7,932
	CHINA, PEOPLE'S REP.(MAINLAND).....	54,824	34,988
8539291000	CHRISTMAS-TREE LAMPS < 100 V NO	4,240	6,456
	CHINA, PEOPLE'S REP.(MAINLAND).....	4,240	6,456
8539293020	FLASHLIGHT LAMPS NOT EXCEEDING 100 V NO	200,000	4,649
	CHINA, PEOPLE'S REP.(MAINLAND).....	200,000	4,649
8539293050	LAMPS NESOI, 12 V BUT NT OVER 14 V NO	438,250	33,290
	CHINA (TAIWAN).....	435,250	31,040
	HONG KONG.....	3,000	2,250
8539293060	LAMPS NESOI =< 100 V, FILAMENT NO	377,169	69,224
	CHINA (TAIWAN).....	365,817	64,932
	CHINA, PEOPLE'S REP.(MAINLAND).....	8,352	2,042
	HONG KONG.....	3,000	2,250
8539310040	DISCHRG LAMPS,(EX ULTRA), FLUORESCENT,HOT CATHODE NO	25,620	48,928
	CHINA (TAIWAN).....	4,000	9,306
	CHINA, PEOPLE'S REP.(MAINLAND).....	21,620	39,622
8539310070	DISCHRG LAMPS,(EX ULTRAVIOLET), FLUORESCENT,NESOI NO	48,302	157,927
	CHINA (TAIWAN).....	32,400	50,450
	CHINA, PEOPLE'S REP.(MAINLAND).....	13,102	80,457
	TRINIDAD @ TOBAGO.....	2,800	27,020
8539320020	DISCHARGE LAMPS, (EX ULTRAVIOLET), SODIUM VAPOR NO	2,486	38,484
	CHINA, PEOPLE'S REP.(MAINLAND).....	2,486	38,484
8539320040	DISCHARGE LAMPS, (EX ULTRAVIOLET), MERCURY VAPOR NO	6,490	28,810
	CHINA, PEOPLE'S REP.(MAINLAND).....	6,490	28,810
8539390000	DISCHARGE LAMPS, (NOT ULTRAVIOLET), NESOI NO	3,342	4,740
	CHINA (TAIWAN).....	3,342	4,740
8539900000	PARTS FOR ELECTRIC FILAMENT OR DISCHARGE LAMPS X		7,339
	CHINA (TAIWAN).....		2,286
	CHINA, PEOPLE'S REP.(MAINLAND).....		5,053
8540810000	RECIEVER OR AMPLIFIER TUBES NO	198	36,310
	UNITED KINGDOM OF GT BRITAIN.....	198	36,310
8541100040	CHIPS & WAFERS FOR DIODES EXCEPT PHOTSENSITIVE NO	317	2,114
	ITALY.....	317	2,114
8541100050	ZENER DIODES NO	259,000	39,400
	CHINA (TAIWAN).....	259,000	39,400
8541100080	SEMICONDUCTOR DIODES NOT PHOTSENSITIVE > 0.5 A NO	1,505,760	32,352
	CHINA, PEOPLE'S REP.(MAINLAND).....	1,500,000	24,000
	MOROCCO.....	5,760	8,352
8541290095	TRANSISTORS EXC PHOTSENSITIVE, 1W &>, FREQ.<30MHG NO	2,121	6,140
	JAPAN.....	21	3,985
	UNITED KINGDOM OF GT BRITAIN.....	2,100	2,155
8541300080	THYRISTORS, DIACS & TRIACS, NOT PHOTSENSITIVE NO	162,000	40,500
	MEXICO.....	162,000	40,500
8541402000	PHOTSENSITIVE SEMICONDUCTOR DEVICES, LED'S NO	20,000	24,800
	JAPAN.....	20,000	24,800
8541406050	PHOTSENSITIVE DIODES, NESOI NO	15,000	2,297
	UNITED KINGDOM OF GT BRITAIN.....	15,000	2,297
8541408000	OPTICAL COUPLED ISOLATORS NO	17	4,690
	IRELAND.....	17	4,690
8542120000	MONOLITHIC INTEGRATED CIRCUITS; SMART CARDS NO	23,585	16,498

TABLE 2 - IMPORTS INTO PUERTO RICO FROM FOREIGN COUNTRIES  
BY COMMODITY AND COUNTRY OF ORIGIN-FISCAL YEAR 2000

COMM-CODE	COMMODITY, COUNTRY AND UNIT OF QUANTITY	QUANTITY	VALUE-\$
	CHINA (TAIWAN).....	19,270	5,203
	SPAIN.....	4,315	11,295
8542138034	MONO IC, DIGITAL,MOS TRANS, DRAM, > 15000000 BITS NO	614,000	3,691,652
	CHINA,PEOPLE'S REP.(MAINLAND).....	348,000	2,086,259
	JAPAN.....	216,000	1,305,730
	UNITED KINGDOM OF GT BRITAIN.....	50,000	299,663
8542138052	MONO IC,DIG,SIL,MOS,EX VOL,(EEPROM)>80,000<900,000 NO	199,766	29,965
	CHINA (TAIWAN).....	199,766	29,965
8542138072	MONOLITHIC IC, DIGITAL, SILICON,(MOS),(ASIC),(PLA) NO	15,130	59,270
	CANADA.....	2,880	38,880
	MALAYSIA.....	12,000	18,000
	REPUBLIC OF KOREA.....	250	2,390
8542138096	MONOLITHIC IC,DIGITAL,NOT SLCON,OTHER,INCL LGC,MOS NO	99,000	10,890
	CHINA (TAIWAN).....	99,000	10,890
8542300060	MONOLITHIC IC, OPERATING FREQ. 100 MHZ AND GREATER NO	202,620	401,247
	CHINA (TAIWAN).....	121,770	255,717
	SINGAPORE.....	80,850	145,530
8542300090	MONOLITHIC IC, FREQ.,<100 MHG(ANALOG/DIGITAL)NESOI NO	38,794	338,013
	SWEDEN.....	19,714	80,433
	UNITED KINGDOM OF GT BRITAIN.....	19,080	257,580
8542500000	ELECTRONIC INTEGRATED CIRCUITS AND MCRSSMBLS NESOI NO	20,400	83,232
	SWEDEN.....	20,400	83,232
8542900000	PARTS F ELECTRONIC INTEGRATED CIRCUITS & MCROASSM X		2,003
	JAPAN.....		2,003
8543200000	SIGNAL GENERATORS NO	2	9,500
	CANADA.....	2	9,500
8543300000	ELECTROPLATING, ELECTROPHORESIS AND ELECTROLYSIS M X		78,000
	SWEDEN.....		78,000
8543899200	ELEC MACHN W/TRANSLATN FUNCTN;FLAT DISP HDG 8528 X		640,703
	CHINA,PEOPLE'S REP.(MAINLAND).....		598,543
	SPAIN.....		42,160
8543899660	MACHINES HAVING INDIVIDUAL FUNCTIONS; AMPLIFIERS NO	396	17,540
	CANADA.....	196	6,100
	MALAYSIA.....	200	11,440
8543899695	ELECTRICAL MACHINES AND APPARATUS, NESOI X		4,340,335
	ARGENTINA.....		3,524
	BRAZIL.....		2,109
	CHINA (TAIWAN).....		5,920
	CHINA,PEOPLE'S REP.(MAINLAND).....		1,568,982
	JAPAN.....		90,973
	MALAYSIA.....		143,364
	SINGAPORE.....		2,223,269
	SPAIN.....		262,641
	SWITZERLAND.....		14,553
	UNITED KINGDOM OF GT BRITAIN.....		25,000
8543906800	PARTS; PRINTED CIRCUIT ASSEMBLIES; NESOI X		149,980
	CHINA (TAIWAN).....		16,800
	CHINA,PEOPLE'S REP.(MAINLAND).....		95,720
	HONG KONG.....		28,743
	SINGAPORE.....		8,717
8543908880	PARTS FOR ELECTRICAL MACHINES AND APPARATUS, NESOI X		180,197
	CANADA.....		4,114
	CHINA,PEOPLE'S REP.(MAINLAND).....		164,883
	REPUBLIC OF KOREA.....		11,200
8544110020	INSULATED WINDING WIRE, COPPER, =< 33 AWG (.18 MM) KG	130,480	565,506
	BRAZIL.....	16,960	26,431
	ISRAEL.....	8,501	48,632
	MEXICO.....	105,019	490,443
8544110030	INSULATED WINDING WIRE, COPPER, <=22AWG & >=33AWG KG	280,369	393,332
	BRAZIL.....	243,910	227,712
	ISRAEL.....	36,459	165,620
8544110050	INSULATED WINDING WIRE, COPPER, NESOI KG	410,759	822,150
	BRAZIL.....	195,078	190,777
	CHINA (TAIWAN).....	11,853	52,254
	CHINA,PEOPLE'S REP.(MAINLAND).....	1,134	10,080
	ISRAEL.....	1,742	5,779
	MEXICO.....	200,952	563,260
8544190000	INSULATED WINDING WIRE, NESOI KG	10,608	20,789
	CHINA (TAIWAN).....	10,608	20,789



TABLE 2 - IMPORTS INTO PUERTO RICO FROM FOREIGN COUNTRIES  
BY COMMODITY AND COUNTRY OF ORIGIN-FISCAL YEAR 2000

COMM-CODE	COMMODITY, COUNTRY AND UNIT OF QUANTITY	QUANTITY	VALUE-\$
8544200000	INSULATED COAXIAL CABLE AND COAXIAL ELECTRICAL CDT KG	7,065	148,565
	CANADA.....	258	3,744
	CHINA, PEOPLE'S REP.(MAINLAND).....	5,736	39,769
	FRANCE.....	78	5,943
	GERMANY.....	265	19,755
	SWEDEN.....	728	79,354
8544300000	INSULATED WIRING SETS FOR VEHICLES SHIPS AIRCRAFT X		359,435
	CHINA (TAIWAN).....		35,325
	FRANCE.....		2,737
	JAPAN.....		260,574
	MALAYSIA.....		7,983
	MEXICO.....		7,765
	REPUBLIC OF KOREA.....		38,291
	UNITED KINGDOM OF GT BRITAIN.....		6,760
8544414000	INSLTD ELECT CONDUCTOR=<80V;W/CNTRS; TELECOMMUNCTN X		75,787
	CANADA.....		9,526
	JAPAN.....		10,183
	REPUBLIC OF KOREA.....		2,028
	SWEDEN.....		12,636
	VENEZUELA.....		41,414
8544418000	INSULATD ELECTRIC CONDUCTOR=<80V W/CONNECTRS NESOI X		351,066
	CHINA (TAIWAN).....		235,072
	CHINA, PEOPLE'S REP.(MAINLAND).....		14,878
	HONG KONG.....		49,846
	IRELAND.....		12,788
	JAPAN.....		12,695
	MALAYSIA.....		9,000
	VENEZUELA.....		16,787
8544494000	OTH INSULATD ELEC CONDUCTRS =<80V; TELECOMMUNICATN KG	167,780	694,709
	CANADA.....	998	6,296
	MEXICO.....	165,091	453,355
	REPUBLIC OF KOREA.....	491	27,578
	SWEDEN.....	1,200	207,480
8544498000	OTHER INSULATED ELECTRIC CONDUCTORS =< 80 V NESOI KG	48,394	142,582
	CHINA (TAIWAN).....	9,908	40,579
	CHINA, PEOPLE'S REP.(MAINLAND).....	14,221	34,818
	MEXICO.....	24,264	64,901
	REPUBLIC OF KOREA.....	1	2,284
8544517000	OTH INSULTD ELECT CONDUCTOR;>80 BUT=<1000V;TELECOM X		3,660
	CANADA.....		3,660
8544519000	OTH INSULATD ELEC CONDUCTOR >80 BUT =<1000V; NESOI X		9,098,236
	CANADA.....		8,235
	CHINA (TAIWAN).....		6,019
	CHINA, PEOPLE'S REP.(MAINLAND).....		485,138
	DENMARK.....		41,400
	DOMINICAN REPUBLIC.....		410,837
	GERMANY.....		2,048
	HONG KONG.....		14,964
	JAPAN.....		3,000
	MEXICO.....		308,385
	SWEDEN.....		314,171
	UNITED KINGDOM OF GT BRITAIN.....		20,280
	VENEZUELA.....		7,483,759
8544592040	INSULATED ELECTRIC CONDUCTORS > 600 V OF COPPER KG	353	6,120
	CANADA.....	353	6,120
8544592080	INSULATED ELECTRIC CONDUCTORS NESOI OF COPPER KG	2,547,420	6,409,320
	CANADA.....	2,339,023	5,832,944
	CHILE.....	46,346	109,754
	MEXICO.....	111,316	334,240
	VENEZUELA.....	50,735	132,382
8544594000	INSULATED ELECTRIC CONDUCTORS >80 BUT =<1000 NESOI KG	450,396	1,078,571
	CANADA.....	938	15,300
	CHINA, PEOPLE'S REP.(MAINLAND).....	8,844	19,870
	MEXICO.....	440,198	1,009,201
	UNITED KINGDOM OF GT BRITAIN.....	416	34,200
8544602000	INSULATED ELECTRIC CONDUCTORS > 1000 V WITH CNCTRS X		374,074
	MEXICO.....		374,074
8544604000	INSULATED ELECTRIC CONDUCTORS > 1000 V, NESOI, CU KG	160,393	963,583
	FRANCE.....	35,100	420,000

TABLE 2 - IMPORTS INTO PUERTO RICO FROM FOREIGN COUNTRIES  
BY COMMODITY AND COUNTRY OF ORIGIN-FISCAL YEAR 2000

COMM-CODE	COMMODITY, COUNTRY AND UNIT OF QUANTITY	QUANTITY	VALUE-\$
	GERMANY.....	4,998	34,438
	MEXICO.....	117,965	490,481
	SWITZERLAND.....	2,330	18,664
8544606000	INSULATED ELECTRIC CONDUCTORS > 1000 V, NESOI KG	3,684,024	9,417,615
	BRAZIL.....	4,342	3,722
	COLOMBIA.....	104,919	242,200
	COSTA RICA.....	3,369,510	8,648,960
	GUATEMALA.....	12,053	24,790
	HONDURAS.....	32,933	88,072
	MEXICO.....	160,267	409,871
8544700000	INSULATED OPTICAL FIBER CABLES WITH INDVULY SH FBR FBM	58,637	333,828
	GERMANY.....	6,091	25,646
	SPAIN.....	52,546	308,182
8546200030	ELECTRICAL INSULATORS, SPSSN PIN-TYPE OR LINE POST NO	28,946	104,848
	BRAZIL.....	3,240	18,863
	CANADA.....	6	5,850
	COLOMBIA.....	21,280	26,755
	INDIA.....	4,420	53,380
8546200060	ELECTRICAL INSULATORS, CERAMIC, NESOI, HGH-V, L-FY NO	6,240	47,013
	BRAZIL.....	6,240	47,013
8546200090	INSULATORS, CERAMIC, ELECTRICAL, NESOI NO	40,234	165,372
	BRAZIL.....	17,476	76,558
	CHILE.....	22,758	88,814
8546900000	ELECTRICAL INSULATORS, NESOI NO	27,309,280	1,544,240
	BRAZIL.....	20,960	133,826
	CANADA.....	75,041	939,746
	CHILE.....	14,000	16,212
	CHINA (TAIWAN).....	27,180,650	314,621
	ITALY.....	1,324	2,963
	JAPAN.....	10,215	114,578
	THAILAND.....	7,090	22,294
8547108000	INSULATING FITTINGS FOR MACHINES NESOI, CERAMIC NO	26,650,112	1,921,318
	COLOMBIA.....	58,200	16,878
	GERMANY.....	26,588,880	1,892,615
	SPAIN.....	3,032	11,825
8547900010	INSULATING FITTINGS FOR MACHINES NESOI NO	1,700,000	18,809
	CHINA (TAIWAN).....	1,700,000	18,809
8547900020	ELECTRICAL CONDUIT LINED WITH INSULATION, TUBING KG	48,103	64,246
	BRAZIL.....	13,795	28,380
	CANADA.....	34,308	35,866
8547900040	ELECTRICAL CONDUIT LINED WITH INSULATION, JS NESOI KG	161	3,138
	FRANCE.....	161	3,138
8548900000	ELECTRICAL PARTS OF MACHINERY NESOI IN CHAPTER 85 X		78,936
	ITALY.....		78,936
	VEHICLES,AIRCRAFT,VESSELS AND ASSOCIATED TRANSPORT EQUIPMENT..... TOTAL		726,813,404
	RAILWAY OR TRAMWAY LOCOMOTIVES, ROLLING STOCK AND PARTS THEREOF; RAILWAY OR TRAMWAY TRACK FIXTURES AND FITTINGS AND PARTS THEREOF; MECHANICAL(INCLUDING ELECTROMECHANICAL) TRAFFIC SIGNALING EQUIPMENT OF ALL KINDS..... TOTAL		174,027
8608000000	RAILWY TRK FIXTRS; MECH SIGNLNG, SAFTY, ETC; PARTS X		169,027
	GERMANY.....		141,545
	ITALY.....		27,482
8609000000	CONTAINERS FOR ONE OR MORE MODES OF TRANSPORT X		5,000
	UNITED KINGDOM OF GT BRITAIN.....		5,000
	VEHICLES,OTHER THAN RAILWAY OR TRAMWAY ROLLING STOCK,AND PARTS AND ACCESSORIES THEREOF..... TOTAL		723,777,581
8701200015	ROAD TRACTOR FR SEM-TRAILERS,GVW N/O 36,287 KG,NEW NO	2	171,546
	CANADA.....	2	171,546
8701200080	ROAD TRACTORS FOR SEMI-TRAILERS, USED NO	2	86,060

TABLE 2 - IMPORTS INTO PUERTO RICO FROM FOREIGN COUNTRIES  
BY COMMODITY AND COUNTRY OF ORIGIN-FISCAL YEAR 2000

COMM-CODE	COMMODITY, COUNTRY AND UNIT OF QUANTITY	QUANTITY	VALUE-\$
	CANADA.....	2	86,060
8701301015	TRCK-LAYING TRCTS AGRCLTRL USE,ENG LESS 93.3KW NO	46	2,710,738
	BRAZIL.....	1	53,516
	JAPAN.....	45	2,657,222
8701301045	TRCK-LAYING TRCTS AGR, => 119.4 KW BUT < 194 KW NO	6	868,564
	BRAZIL.....	5	809,564
	NETHERLANDS.....	1	59,000
8701305060	TRCK-LAYING,NEW, =>194 KW BUT < 257.4 KW, NESOI NO	2	610,439
	BRAZIL.....	2	610,439
8701305090	TRACK-LAYING TRACTORS, USED,NESOI NO	6	229,201
	DOMINICAN REPUBLIC.....	3	4,701
	NETHERLAND ANTIL. EXC ARUBA.....	1	102,000
	NETHERLANDS.....	2	122,500
8701901005	TRCTS,AGRCLT USE,NEW PTO OF LESS 14.9 KW NO	15	18,290
	BRAZIL.....	15	18,290
8701901030	TRCTS,AGRL USE,NEW,PTO =>29.8KW BUT <44.8KW,NESOI NO	4	76,052
	MEXICO.....	4	76,052
8701901035	TRCTS,AGRL USE,NEW,PTO =>44.8KW BUT <59.7KW, NESOI NO	50	759,075
	MEXICO.....	23	347,268
	UNITED KINGDOM OF GT BRITAIN.....	27	411,807
8701901040	TRCTS,AGRL USE,NEW,PTO,=>59.7KW BUT <74.6KW,NESOI NO	42	947,193
	ITALY.....	12	418,290
	MEXICO.....	19	339,879
	UNITED KINGDOM OF GT BRITAIN.....	11	189,024
8701901045	TRCTS,AGRL USE,NEW,PTO =>74.6KW BUT <89.5KW,NESOI NO	1	96,435
	UNITED KINGDOM OF GT BRITAIN.....	1	96,435
8701901070	TRCTS,AGRL USE, NEW,EXC TRACK-LAYING AND PTO TYPE NO	16	460,482
	FRANCE.....	5	192,608
	MEXICO.....	3	56,512
	UNITED KINGDOM OF GT BRITAIN.....	8	211,362
8701905015	TRCTS, WTH NT ENG LES THN 223.8KW,NESOI NO	1	6,000
	COSTA RICA.....	1	6,000
8702103000	PUB-TRSP,COMP-IGN FOR TRANSPORT OF 16 OR MORE PERS NO	2	150,800
	PORTUGAL.....	2	150,800
8703105060	SPECIALLY DESIGNED VEHICLES, NESOI NO	10	10,646
	CANADA.....	4	4,196
	CHINA (TAIWAN).....	6	6,450
8703210000	PASS MTR VEH, SPARK IGN ENG, NOT OV 1,000 CC NO	7	45,102
	CANADA.....	7	45,102
8703220000	PASS MTR VEH,SPARK IGN ENG, >1000CC BUT =<1500CC NO	15,433	130,525,712
	GERMANY.....	1	2,500
	JAPAN.....	14,114	121,333,300
	MEXICO.....	204	2,009,752
	REPUBLIC OF KOREA.....	1,114	7,180,160
8703230022	STA WGN UN 160CM HGT, SPARK IGN,4 CYL, 1500-3000CC NO	21	350,830
	JAPAN.....	21	350,830
8703230024	STA WGN UN 160CM HGT, SPARK IGN,4 CYL, 1500-3000CC NO	11	207,999
	NETHERLANDS.....	11	207,999
8703230028	STA WGN UN 160CM HGT, SPARK IGN,4 CYL, 1500-3000CC NO	63	697,842
	REPUBLIC OF KOREA.....	63	697,842
8703230032	STA WAG,NESOI,VANS, SPARK IGN,4 CYL, 1500-3000CC NO	34	641,484
	JAPAN.....	34	641,484
8703230038	STA WAG,NESOI,VANS, SPARK IGN,4 CYL, 1500-3000CC NO	520	7,728,474
	JAPAN.....	520	7,728,474
8703230042	PASS MTR VEH,NESOI, SPARK IGN,4 CYL, 1500-3000CC NO	1,886	23,966,494
	GERMANY.....	63	1,601,654
	JAPAN.....	281	4,587,615
	MEXICO.....	1,412	16,728,385
	REPUBLIC OF KOREA.....	130	1,048,840
8703230044	PASS MTR VEH,NESOI, SPARK IGN,4 CYL, 1500-3000CC NO	9,428	100,222,443
	GERMANY.....	227	4,323,134
	JAPAN.....	7,612	77,590,633
	MEXICO.....	843	13,332,176
	REPUBLIC OF KOREA.....	746	4,976,500
8703230046	PASS MTR VEH,NESOI, SPARK IGN,4 CYL, 1500-3000CC NO	3,296	28,541,828
	JAPAN.....	1,703	15,343,872
	NETHERLANDS.....	107	1,951,557
	REPUBLIC OF KOREA.....	1,486	11,246,399
8703230048	PASS MTR VEH,NESOI, SPARK IGN,4 CYL, 1500-3000CC NO	1,291	14,140,026

TABLE 2 - IMPORTS INTO PUERTO RICO FROM FOREIGN COUNTRIES  
BY COMMODITY AND COUNTRY OF ORIGIN-FISCAL YEAR 2000

COMM-CODE	COMMODITY, COUNTRY AND UNIT OF QUANTITY	QUANTITY	VALUE-\$
	JAPAN.....	737	8,115,521
	NETHERLANDS.....	110	1,968,221
	REPUBLIC OF KOREA.....	444	4,056,284
8703230052	PASS MTR VEH,NESOI, SPARK IGN,4 CYL, 1500-3000CC NO	3,336	47,124,220
	GERMANY.....	1	5,720
	JAPAN.....	2,930	42,660,179
	MEXICO.....	115	1,424,691
	REPUBLIC OF KOREA.....	290	3,033,630
8703230062	PASS VEH,SPARK IGN,OV 4 BT NT OV 6 CYL,1500-3000CC NO	633	13,836,870
	GERMANY.....	124	3,415,164
	JAPAN.....	312	6,654,818
	MEXICO.....	197	3,766,888
8703230064	PASS VEH,SPARK IGN,OV 4 BT NT OV 6 CYL,1500-3000CC NO	3,391	44,877,892
	JAPAN.....	3,391	44,877,892
8703230066	PASS VEH,SPARK IGN,OV 4 BT NT OV 6 CYL,1500-3000CC NO	382	7,695,779
	AUSTRALIAN ISLANDS.....	9	187,300
	JAPAN.....	231	4,556,018
	NETHERLANDS.....	92	1,653,066
	SWEDEN.....	50	1,299,395
8703230068	PASS VEH,SPARK IGN,OV 4 BT NT OV 6 CYL,1500-3000CC NO	9,312	154,820,215
	GERMANY.....	3	71,478
	JAPAN.....	9,307	154,692,357
	SWEDEN.....	2	56,380
8703230074	3PASS VEH, SPARK IGN, OV 6 CYL, 1500-3000CC NO	2	32,262
	JAPAN.....	2	32,262
8703230090	PASS VEH, SPARK IGN, CYL CAP 1500-3000CC, USED NO	10	78,650
	ARGENTINA.....	2	3,000
	GERMANY.....	1	14,000
	JAPAN.....	5	50,150
	MEXICO.....	1	2,500
	REPUBLIC OF KOREA.....	1	9,000
8703240034	PASS MTR VEH, SPARK IGN ENG, OV 3000CC, 4 CYL & UN NO	2	84,781
	GERMANY.....	2	84,781
8703240042	PASS MTR VEH, SPARK IGN ENG, OV 3000CC, 4 CYL & UN NO	4	126,636
	JAPAN.....	4	126,636
8703240052	PASS VEH,SPARK IGN, OV 4 BT NT OV 6 CYL,OV 3000 CC NO	114	4,799,894
	GERMANY.....	73	4,129,765
	JAPAN.....	41	670,129
8703240054	PASS VEH,SPARK IGN, OV 4 BT NT OV 6 CYL,OV 3000 CC NO	26	778,229
	GERMANY.....	8	422,086
	JAPAN.....	18	356,143
8703240056	PASS VEH,SPARK IGN, OV 4 BT NT OV 6 CYL,OV 3000 CC NO	57	1,215,680
	AUSTRALIAN ISLANDS.....	51	1,047,500
	GERMANY.....	1	32,645
	JAPAN.....	5	135,535
8703240058	PASS VEH,SPARK IGN, OV 4 BT NT OV 6 CYL,OV 3000 CC NO	3,884	71,356,740
	JAPAN.....	3,884	71,356,740
8703240062	PASS VEH,SPARK IGN, OV 6 CYL, OV 3000 CC NO	89	4,420,276
	GERMANY.....	15	634,052
	ITALY.....	8	1,205,879
	JAPAN.....	65	2,391,764
	UNITED KINGDOM OF GT BRITAIN.....	1	188,581
8703240064	PASS VEH,SPARK IGN, OV 6 CYL, OV 3000 CC NO	1	53,873
	GERMANY.....	1	53,873
8703240066	PASS VEH,SPARK IGN, OV 6 CYL, OV 3000 CC NO	2	87,786
	JAPAN.....	2	87,786
8703240068	PASS VEH,SPARK IGN, OV 6 CYL, OV 3000 CC NO	682	16,406,832
	JAPAN.....	682	16,406,832
8704105020	MOTR VEH,REAR DUMP,40.8 METRIC TONS OR LESS NO	2	430,372
	UNITED KINGDOM OF GT BRITAIN.....	2	430,372
8704221020	CAB CHASSIS, TRUCK, DIESEL, GVW >5 BUT =< 9 M TON NO	48	945,505
	JAPAN.....	48	945,505
8704221040	CAB CHASSIS, TRUCK, DIESEL, GVW >9 BUT =< 12 M TON NO	3	74,955
	JAPAN.....	3	74,955
8704221060	CAB CHASSIS, TRUCK, DIESEL, GVW >12 BUT =< 15 M TO NO	18	321,926
	JAPAN.....	18	321,926
8704310020	TRUCK, SPRK IGN ENG, GVW =< 2.5 METRIC TONS NO	1	6,025
	JAPAN.....	1	6,025
8704900000	TRUCKS, NESOI NO	2	40,610

TABLE 2 - IMPORTS INTO PUERTO RICO FROM FOREIGN COUNTRIES  
BY COMMODITY AND COUNTRY OF ORIGIN-FISCAL YEAR 2000

COMM-CODE	COMMODITY, COUNTRY AND UNIT OF QUANTITY	QUANTITY	VALUE-\$
	CANADA.....	2	40,610
8705100050	MOBILE CRANES, NESOI..... NO	4	275,000
	GERMANY.....	4	275,000
8705900000	SPECIAL PURPOSE VEHICLES, NESOI..... NO	1	5,719
	GERMANY.....	1	5,719
8706001540	CHASSIS FITTED WITH ENGINES FOR VEH,NESOI,HEAD8703..... NO	18	12,250
	ITALY.....	18	12,250
8707905080	BODIES FOR VEHICLES OF HEADING 8705..... NO	1	8,500
	ITALY.....	1	8,500
8708103050	BUMPERS, OTHER THAN STAMPINGS..... NO	42,145	1,017,680
	AUSTRIA.....	40	2,796
	CHINA (TAIWAN).....	38,547	786,631
	JAPAN.....	1,870	156,205
	REPUBLIC OF KOREA.....	1,688	72,048
8708106010	STAMPINGS FOR PARTS OF BUMPERS, HEAD 8701 TO 8705..... NO	399	12,423
	CHINA (TAIWAN).....	300	7,051
	REPUBLIC OF KOREA.....	99	5,372
8708106050	PARTS OF BUMPERS, NESOI, OF HEADINGS 8701 TO 8705..... NO	39,175	1,005,730
	CHINA (TAIWAN).....	8,722	112,234
	GERMANY.....	475	16,696
	JAPAN.....	22,489	786,804
	REPUBLIC OF KOREA.....	7,464	87,961
	UNITED KINGDOM OF GT BRITAIN.....	25	2,035
8708210000	SAFETY SEAT BELTS AND PARTS OF 8701 TO 8705..... KG	8,697	107,190
	JAPAN.....	8,697	107,190
8708291000	INFLATORS & MODULES FOR AIRBAGS..... NO	1,376	329,619
	JAPAN.....	1,319	319,734
	REPUBLIC OF KOREA.....	57	9,885
8708291500	DOOR ASSEMBLIES FOR OTHER PTS AND ACCESS OF BODIES..... NO	2,560	97,992
	JAPAN.....	2,560	97,992
8708292000	BODY STAMPINGS FOR OTHER PTS & ACCESS OF BODIES..... NO	44,277	1,925,098
	CHINA (TAIWAN).....	24,482	535,151
	CHINA,PEOPLE'S REP.(MAINLAND).....	191	5,211
	GERMANY.....	191	20,993
	JAPAN.....	13,622	1,076,428
	REPUBLIC OF KOREA.....	5,546	268,507
	UNITED KINGDOM OF GT BRITAIN.....	245	18,808
8708295010	STAMPINGS OF OTHER PARTS & ACCS OF BODIES, NESOI..... NO	677	12,268
	CHINA (TAIWAN).....	450	7,181
	JAPAN.....	227	5,087
8708295060	OTHER PTS AND ACC,NESOI,OF BODIES HDG 8701,8705..... NO	241,336	3,995,708
	AUSTRIA.....	117	5,466
	BELGIUM.....	1,042	5,210
	BRAZIL.....	4,921	13,232
	CHINA (TAIWAN).....	132,212	2,749,053
	CHINA,PEOPLE'S REP.(MAINLAND).....	432	16,860
	GERMANY.....	2	3,260
	ITALY.....	201	37,470
	JAPAN.....	88,805	875,356
	REPUBLIC OF KOREA.....	12,567	230,476
	UNITED KINGDOM OF GT BRITAIN.....	224	9,388
	VENEZUELA.....	813	49,937
8708315000	MOUNTED BRAKE LININGS, VEH, NESOI, 8701 TO 8705..... NO	6,266	99,083
	CANADA.....	2,141	8,633
	CHINA (TAIWAN).....	460	11,220
	JAPAN.....	2,872	68,750
	REPUBLIC OF KOREA.....	438	4,382
	VENEZUELA.....	355	6,098
8708395010	BRAKE DRUMS AND ROTORS OF HEADING 8701 TO 8705..... NO	11,815	141,590
	CANADA.....	1,500	10,127
	CHINA (TAIWAN).....	4,685	27,160
	CHINA,PEOPLE'S REP.(MAINLAND).....	657	5,845
	JAPAN.....	2,176	75,193
	REPUBLIC OF KOREA.....	2,797	23,265
8708395050	BRAKES,PARTS,NESOI,FOR VEHICLES, OF 8701,8705..... NO	454,024	4,038,157
	BRAZIL.....	1,641	9,354
	CANADA.....	259	2,409
	CHINA (TAIWAN).....	256,121	1,375,707
	CHINA,PEOPLE'S REP.(MAINLAND).....	2,295	19,195

TABLE 2 - IMPORTS INTO PUERTO RICO FROM FOREIGN COUNTRIES  
BY COMMODITY AND COUNTRY OF ORIGIN-FISCAL YEAR 2000

COMM-CODE	COMMODITY, COUNTRY AND UNIT OF QUANTITY	QUANTITY	VALUE-\$
	DENMARK.....	4,705	44,289
	GERMANY.....	2,151	31,889
	ITALY.....	34,704	155,192
	JAPAN.....	77,490	1,759,935
	REPUBLIC OF KOREA.....	33,686	419,140
	SPAIN.....	25,485	149,514
	SWEDEN.....	501	6,645
	THAILAND.....	13,800	46,388
	UNITED KINGDOM OF GT BRITAIN.....	706	10,906
	VENEZUELA.....	480	7,594
8708401000	GEAR BOXES SUBHD 8701.20, HDG 8702 OR 8704 NO	222	178,465
	JAPAN.....	222	178,465
8708402000	GEAR BOXES FOR VEHICLES OF HEADING 8703 NO	179	373,372
	JAPAN.....	174	370,114
	REPUBLIC OF KOREA.....	5	3,258
8708501000	DRIVE AXLES WITH DIFFERENTIAL FOR TRACTORS FOR AGR NO	2	3,127
	MEXICO.....	2	3,127
8708508000	DRIVE AXLES WITH DIFFERENTIAL FOR VEHICLES, NESOI NO	52	38,539
	JAPAN.....	52	38,539
8708605000	NON-DRIVING AXLES AND PARTS FOR VEH OF HD 8703 NO	1,113	129,143
	JAPAN.....	1,113	129,143
8708608050	NON-DRIVING AXLES AND PARTS FOR VEHICLES, NESOI NO	4	3,980
	JAPAN.....	4	3,980
8708704530	ROAD WHEELS FOR VEHICLES NO	1,498	84,868
	CHINA (TAIWAN).....	1,482	82,279
	GERMANY.....	16	2,589
8708704545	ROAD WHEELS, OF ALUMINUM, FOR VEHICLES, NESOI NO	27,525	1,384,300
	BRAZIL.....	1,504	51,330
	CHINA (TAIWAN).....	14,504	675,888
	CHINA, PEOPLE'S REP. (MAINLAND).....	200	14,602
	ITALY.....	1,833	46,515
	JAPAN.....	1,990	230,575
	MEXICO.....	4,796	236,928
	REPUBLIC OF KOREA.....	890	51,425
	VENEZUELA.....	1,808	77,037
8708704560	ROAD WHEELS FOR VEHICLES (EX ALUMINUM), NESOI NO	6,439	304,798
	CHINA (TAIWAN).....	4,849	226,688
	ITALY.....	600	41,896
	JAPAN.....	116	11,350
	REPUBLIC OF KOREA.....	874	24,864
8708706045	WHEEL COVERS & HUBCAPS FOR VEH. OTHER THAN TRACTOR NO	157,220	1,216,280
	BRAZIL.....	675	22,109
	CHINA (TAIWAN).....	103,677	451,072
	JAPAN.....	52,668	738,431
	REPUBLIC OF KOREA.....	200	4,668
8708706060	PARTS & ACCESSORIES F WHEELS F VEH O/T TRAC. NESOI NO	56,081	482,952
	CHINA (TAIWAN).....	51,882	332,909
	JAPAN.....	2,716	117,195
	MEXICO.....	320	18,880
	REPUBLIC OF KOREA.....	343	7,098
	UNITED KINGDOM OF GT BRITAIN.....	820	6,870
8708803000	SUSPENSION SHOCK ABSORBERS FOR VEHIC, McPHER STRUTS NO	2,758	149,767
	JAPAN.....	2,758	149,767
8708804500	SUSPENSION SHOCK ABSORBERS FOR VEHICLES, NESOI NO	23,090	584,132
	CHINA (TAIWAN).....	1,816	32,471
	JAPAN.....	17,394	497,446
	REPUBLIC OF KOREA.....	2,172	48,529
	THAILAND.....	1,708	5,686
8708915000	RADIATORS FOR VEHICLES, NESOI NO	6,369	247,605
	CHINA (TAIWAN).....	1,268	37,276
	CHINA, PEOPLE'S REP. (MAINLAND).....	56	3,541
	GERMANY.....	192	13,907
	INDONESIA.....	480	35,140
	JAPAN.....	4,038	136,620
	REPUBLIC OF KOREA.....	267	13,525
	UNITED KINGDOM OF GT BRITAIN.....	68	7,596
8708925000	MUFFLERS AND EXHAUST PIPES FOR VEHICLES, NESOI NO	60,895	899,141
	CHINA (TAIWAN).....	13,304	404,345
	CHINA, PEOPLE'S REP. (MAINLAND).....	900	34,000

TABLE 2 - IMPORTS INTO PUERTO RICO FROM FOREIGN COUNTRIES  
BY COMMODITY AND COUNTRY OF ORIGIN-FISCAL YEAR 2000

COMM-CODE	COMMODITY, COUNTRY AND UNIT OF QUANTITY	QUANTITY	VALUE-\$
	JAPAN.....	715	60,498
	MEXICO.....	6,817	76,357
	REPUBLIC OF KOREA.....	606	55,251
	UNITED KINGDOM OF GT BRITAIN.....	78	5,529
	VENEZUELA.....	38,475	263,161
8708936000	CLUTCHES FOR VEHICLES (EX TRAC F AGRIC USE) NESOI NO	92,926	906,010
	CHINA (TAIWAN).....	33,987	229,554
	ITALY.....	1,771	7,628
	JAPAN.....	23,904	336,820
	REPUBLIC OF KOREA.....	33,264	332,008
8708937500	PARTS OF CLUTCHES FOR VEHICLES (EX TRAC AGR) NESOI NO	10,752	94,802
	CHINA (TAIWAN).....	6,461	37,220
	GERMANY.....	75	3,495
	JAPAN.....	2,628	26,841
	REPUBLIC OF KOREA.....	1,588	27,246
8708945000	STEERING WHEELS,STEERING COLUMNS,STEERING BOXES,VE NO	179	30,033
	JAPAN.....	179	30,033
8708991800	PARTS OF TRACTORS FOR AGR USE:PRTS FOR SUSPN SYSTM NO	11,873	17,387
	CHINA (TAIWAN).....	11,873	17,387
8708994000	PARTS OF TRACTORS,NESOI, OTH PARTS OF POWER TRAINS NO	5,500	24,304
	REPUBLIC OF KOREA.....	5,500	24,304
8708994300	PARTS OF TRACTORS,NESOI,EX AGR USE:PRTS SUSPN SYST NO	6,900	22,653
	INDIA.....	6,900	22,653
8708994600	PARTS OF TRACTORS, EX AGR USE:PRTS FOR STRNG SYSTM NO	2,120	5,922
	CHINA (TAIWAN).....	300	2,868
	PERU.....	1,820	3,054
8708994960	PARTS,NESOI,OF TRACTORS,NESOI,OF HEADING 8701,8705 NO	95,668	574,618
	CANADA.....	448	40,425
	HONG KONG.....	21,000	8,276
	ITALY.....	1,119	110,061
	REPUBLIC OF KOREA.....	41,660	310,637
	UNITED KINGDOM OF GT BRITAIN.....	176	3,998
	VENEZUELA.....	31,265	101,221
8708995500	VIB CTRL GDS RB:NESOI OF MOTOR VEH,NESOI 8701-8705 NO	151,499	231,664
	CHINA (TAIWAN).....	100,518	167,736
	JAPAN.....	3,130	40,064
	REPUBLIC OF KOREA.....	699	5,079
	THAILAND.....	47,152	18,785
8708996100	PARTS,NESOI,OF MOTOR VEH,NESOI, 8701-8705: AIRBAGS NO	45	10,802
	GERMANY.....	6	3,217
	REPUBLIC OF KOREA.....	39	7,585
8708996400	PARTS OF MOTOR VEH,NESOI, 8701-8705:1/2 & DRV SHFT NO	453	45,533
	JAPAN.....	223	34,310
	REPUBLIC OF KOREA.....	230	11,223
8708996700	PARTS OF MOTOR VEH,NESOI 8701-8705:OT PRTS PWR TRN NO	532	25,251
	JAPAN.....	355	22,471
	REPUBLIC OF KOREA.....	177	2,780
8708997060	PARTS,NESOI,OF MOTOR VEHICLES,NESOI, HDS 8701-8705 NO	311,411	1,628,602
	CHINA (TAIWAN).....	225,794	628,001
	GERMANY.....	3,519	178,500
	JAPAN.....	70,680	758,849
	MEXICO.....	102	8,172
	NETHERLANDS.....	1,260	26,188
	REPUBLIC OF KOREA.....	4,078	21,788
	THAILAND.....	5,978	7,104
8708997330	STEERING SHAFT ASSEMB INCORPORAT UNIVERSAL JOINTS NO	472	18,170
	JAPAN.....	472	18,170
8708997360	PARTS,NESOI,OF MOTOR VEHICLES,NESOI, HD8701-8705 NO	161,618	1,080,397
	CHINA (TAIWAN).....	131,916	538,050
	JAPAN.....	23,747	492,504
	REPUBLIC OF KOREA.....	5,955	49,843
8708998015	DOUBLE FLANGED WHEEL HUB UNITS, NESOI NO	1,244	25,058
	JAPAN.....	1,244	25,058
8708998080	PARTS,NESOI,OF MOTOR VEHICLES,NESOI, HDS 8701-8705 NO	774,052	4,348,572
	BELGIUM.....	1,450	7,361
	BRAZIL.....	61,902	43,656
	CANADA.....	135	11,926
	CHINA (TAIWAN).....	335,413	1,182,590
	CHINA,PEOPLE'S REP.(MAINLAND).....	3,768	36,802

TABLE 2 - IMPORTS INTO PUERTO RICO FROM FOREIGN COUNTRIES  
BY COMMODITY AND COUNTRY OF ORIGIN-FISCAL YEAR 2000

COMM-CODE	COMMODITY, COUNTRY AND UNIT OF QUANTITY	QUANTITY	VALUE-\$
	DOMINICAN REPUBLIC.....	7,400	40,817
	GERMANY.....	6,426	89,428
	HONG KONG.....	81,140	23,509
	INDIA.....	1,265	6,819
	JAPAN.....	130,194	1,057,808
	REPUBLIC OF KOREA.....	136,078	1,717,648
	SWEDEN.....	351	9,718
	THAILAND.....	5,425	5,872
	UNITED KINGDOM OF GT BRITAIN.....	1,755	27,357
	VENEZUELA.....	1,350	87,261
8711100000	MOTOCYCLES (INCL MOPEDS),PIST,ENG,CYL,NOT,EXC 50CC NO	156	79,795
	CHINA,PEOPLE'S REP.(MAINLAND).....	120	46,290
	JAPAN.....	36	33,505
8711200030	MOTORCYCLES EXCEEDING 50CC,NOT EXCEEDING 90CC NO	587	695,338
	CHINA (TAIWAN).....	30	39,039
	FRANCE.....	100	128,978
	JAPAN.....	457	527,321
8711200060	MOTORCYCLES EXCEEDING 90CC,NOT EXCEEDING 190CC NO	118	257,814
	JAPAN.....	118	257,814
8711200090	MOTORCYCLES EXCEEDING 190 CC,BUT NOT EXCEEDING 250 NO	394	808,165
	JAPAN.....	394	808,165
8711300030	MOTORCYCLES EXCEEDING 250CC BUT NOT EXCEEDING 290 NO	1	4,375
	JAPAN.....	1	4,375
8711300060	MOTORCYCLES EXCEEDING 290CC NOT EXCEEDING 490CC NO	876	2,815,319
	JAPAN.....	876	2,815,319
8711300090	MOTORCYCLES EXCEEDING 490CC NOT EXCEEDING 500CC NO	3	14,723
	JAPAN.....	3	14,723
8711403000	MOTORCYCLES EXCEEDING 500CC NOT EXCEEDING 700CC NO	173	806,892
	JAPAN.....	173	806,892
8711406030	MOTORCYCLES EXCEEDING 700CC NOT EXCEEDING 790CC NO	13	70,140
	JAPAN.....	13	70,140
8711500030	MOTORCYCLES EXCEEDING 800CC NOT EXCEED 970CC NO	16	119,125
	JAPAN.....	16	119,125
8711500060	MOTORCYCLES EXCEEDING 970 CC NO	206	1,515,384
	JAPAN.....	206	1,515,384
8712001510	BICYCLES HAVING BOTH WHEELS NOT EXCD 50CM DIAMETER NO	46,403	1,559,444
	CHINA (TAIWAN).....	19,012	808,790
	CHINA,PEOPLE'S REP.(MAINLAND).....	22,941	652,455
	HONG KONG.....	3,800	69,520
	INDONESIA.....	504	21,360
	SPAIN.....	146	7,319
8712001520	BICYCLES HAVING BOTH WHEELS EXCD 50CM,NT EXC 55CM NO	11,003	330,665
	CHINA (TAIWAN).....	4,025	149,187
	CHINA,PEOPLE'S REP.(MAINLAND).....	5,538	145,478
	HONG KONG.....	1,440	36,000
8712001550	BICYCLES HAVING BOTH WHEELS EXCD 55CM,NT EX 63.5CM NO	4,031	311,642
	CHINA (TAIWAN).....	2,734	245,961
	CHINA,PEOPLE'S REP.(MAINLAND).....	1,297	65,681
8712003500	BICYCLES HAVING BOTH WHEELS EXC 63.5 CM DIAM,NESOI NO	3,360	149,106
	CHINA (TAIWAN).....	406	20,866
	CHINA,PEOPLE'S REP.(MAINLAND).....	2,954	128,240
8712004800	BICYCLES, NESOI NO	6,103	124,605
	CHINA,PEOPLE'S REP.(MAINLAND).....	1,310	24,310
	HONG KONG.....	4,643	97,295
	PANAMA.....	150	3,000
8712005000	CYCLES, NESOI NO	30	4,284
	CHINA (TAIWAN).....	30	4,284
8713100000	INVALID CARRIAGES, NOT MECHANICALLY PROPELLED NO	67	5,634
	CHINA,PEOPLE'S REP.(MAINLAND).....	67	5,634
8713900060	INVALID CARRIAGES, NESOI NO	100	13,297
	MEXICO.....	100	13,297
8714190060	PARTS, NESOI, OF MOTORCYCLES KG	791	34,696
	CHINA (TAIWAN).....	124	2,466
	JAPAN.....	447	16,992
	SPAIN.....	220	15,238
8714912000	FRAMES OF BICYCLES & OTHER CYCLES VALUE > \$600 EA NO	6	10,001
	ITALY.....	6	10,001
8714913000	FRAMES OF BICYC & OTHER CYCLES VAL = OR < \$600 EA NO	265	2,998
	CHINA (TAIWAN).....	265	2,998



TABLE 2 - IMPORTS INTO PUERTO RICO FROM FOREIGN COUNTRIES  
BY COMMODITY AND COUNTRY OF ORIGIN-FISCAL YEAR 2000

COMM-CODE	COMMODITY, COUNTRY AND UNIT OF QUANTITY	QUANTITY	VALUE-\$
8714919000	PARTS AND ACCESSORIES, NESOI, OF HD8711 TO 8713 NESOI	KG	623
	CHINA (TAIWAN).....	623	2,469
8714921000	WHEEL RIMS AND PARTS OF HEADINGS 8711 TO 8713	KG	4,056
	CHINA (TAIWAN).....	4,056	20,869
8714930500	HUBS, ALUMINUM, HOLLOW AXLE OF CHAPTER 8711 - 8713	NO	7,725
	CHINA (TAIWAN).....	7,725	14,284
8714931500	THREE SPEED HUBS OTHER THAN BRAKING HUBS, HUB BRKES	NO	4,883
	CHINA (TAIWAN).....	4,883	9,330
8714932400	TWO SPEED HUBS WITH INTERNAL GEAR CHANGE MECHANISM	NO	1,200
	CHINA (TAIWAN).....	1,200	3,152
8714937030	MULTIPLE FREE-WHEEL SPROCKETS OF HEADS 8711 TO 8713	NO	2,900
	CHINA (TAIWAN).....	2,900	5,214
8714943020	CALIPER BRAKES, NESOI, OF HEADING 8711 TO 8713	NO	39,459
	CHINA (TAIWAN).....	39,459	26,166
8714943080	BRAKE PRTS (INCL DRUM) NESOI, OF HEADING 8711-8713	KG	5,811
	CHINA (TAIWAN).....	5,403	47,723
	DENMARK.....	408	32,698
8714950000	SADDLES FOR VEHICLES OF HEADING 8711 TO 8713	NO	23,290
	CHINA (TAIWAN).....	23,290	39,391
8714961000	PEDALS AND PARTS FOR VEHICLES OF HDG 8711 TO 8713	KG	2,985
	CHINA (TAIWAN).....	2,985	18,071
8714965000	COTTERLESS-TYPE CRANK SETS	KG	196
	CHINA (TAIWAN).....	196	2,270
8714969000	CRANK-GEAR, NESOI, AND PARTS OF HDG 8711 TO 8713	KG	1,160
	CHINA (TAIWAN).....	1,160	6,947
8714995000	DERAILLEURS AND PARTS OF HEADINGS 8711 TO 8713	KG	750
	CHINA (TAIWAN).....	750	2,678
8714998000	PARTS AND ACCESSORIES, NESOI, OF VEHICLES	KG	38,808
	CHINA (TAIWAN).....	38,808	201,200
8715000020	BABY CARRIAGES (INCLUDING STROLLERS)	NO	24,074
	CHINA (TAIWAN).....	10,748	456,763
	CHINA, PEOPLE'S REP. (MAINLAND).....	13,326	104,278
8716200000	SELF-LOADING OR SELF-UNLOADING TRAILERS, SEMI-TRAIL	NO	2
	MEXICO.....	2	55,700
8716310000	TANKER TRAILERS AND TANKER SEMI-TRAILERS, NESOI	NO	1
	MEXICO.....	1	32,835
8716390010	TRAILERS AND SEMI-TRAILERS, NESOI, FOR AGRICULTURAL	NO	7
	CANADA.....	1	12,793
	ISRAEL.....	6	5,405
8716390050	TRAILERS AND SEMI-TRAILERS, NESOI, PLATFORM TYPE	NO	6
	CANADA.....	1	7,388
	MEXICO.....	2	93,200
	VENEZUELA.....	3	5,000
8716390090	TRAILERS AND SEMI-TRAILERS, NESOI, TRANPRT GOODS	NO	25
	ISRAEL.....	24	65,000
	MEXICO.....	1	57,283
8716400000	TRAILERS AND SEMI-TRAILERS, NESOI	NO	40
	CHINA (TAIWAN).....	35	28,360
	MEXICO.....	5	28,923
8716801000	FARM WAGONS AND CARTS	NO	5,412
	CHINA (TAIWAN).....	1,132	79,461
	MALAYSIA.....	1,460	5,911
	MEXICO.....	2,820	73,550
8716805010	INDUSTRIAL HAND TRUCKS	NO	826
	CHINA (TAIWAN).....	220	115,608
	CHINA, PEOPLE'S REP. (MAINLAND).....	426	22,708
	MALAYSIA.....	180	27,109
8716805020	PORTABLE LUGGAGE CARTS	NO	13,800
	CHINA (TAIWAN).....	10,000	65,791
	CHINA, PEOPLE'S REP. (MAINLAND).....	3,800	20,720
8716805090	VEHICLES NOT MECHANICALLY PROPELLED, NESOI	NO	41,177
	CANADA.....	3	12,685
	CHINA (TAIWAN).....	8,138	5,452
	CHINA, PEOPLE'S REP. (MAINLAND).....	19,760	2,583
	ITALY.....	648	53,660
	JAPAN.....	72	40,000
	MALAYSIA.....	7,629	13,660
	MEXICO.....	4,271	405,786
	THAILAND.....	246	2,236
			24,697
			83,934
			7,614
			3,569
			143,996
			104,642
			8,856

TABLE 2 - IMPORTS INTO PUERTO RICO FROM FOREIGN COUNTRIES  
BY COMMODITY AND COUNTRY OF ORIGIN-FISCAL YEAR 2000

COMM-CODE	COMMODITY, COUNTRY AND UNIT OF QUANTITY	QUANTITY	VALUE-\$
	UNITED KINGDOM OF GT BRITAIN.....	410	26,242
8716901000	PARTS OF FARM WAGONS AND CARTS KG	6,547	34,548
	ITALY.....	354	4,848
	NETHERLANDS.....	6,193	29,700
8716903000	CASTORS, OTHER THAN THOSE OF HEADING 8302 KG	10,653	20,465
	CHINA (TAIWAN).....	10,653	20,465
8716905010	AXLES & PTS F TRAILERS & OTH VEH NOT MECH PROPELLD KG	4,478	7,877
	MALAYSIA.....	3,875	4,600
	SPAIN.....	603	3,277
8716905030	WHEELS FOR TRAILERS & OTHER VEH NOT MECH. PROPELLD KG	11,279	35,571
	CHINA (TAIWAN).....	1,315	5,320
	CHINA,PEOPLE'S REP.(MAINLAND).....	2,719	3,452
	MALAYSIA.....	3,372	6,472
	SPAIN.....	3,873	20,327
8716905060	PARTS, NESOI F TRAILRS & OTH VEH NOT MECH PROPELLD KG	4,842	22,088
	CANADA.....	765	4,380
	CHINA (TAIWAN).....	331	2,367
	JAPAN.....	900	7,282
	MALAYSIA.....	2,038	3,910
	SPAIN.....	808	4,149
	AIRCRAFT,SPACECRAFT,AND PARTS THEREOF..... TOTAL		176,932
8801900000	BALLOONS, DIRIGIBLES & OTHER NON-POWERED AIRCRAFT X		83,743
	COLOMBIA.....		73,593
	UNITED KINGDOM OF GT BRITAIN.....		10,150
8803300030	OTH PRTS OF ARPLNS/HLCPTRS,NESOI,NT FR DOD OR USCG KG	22	10,075
	FRANCE.....	22	10,075
8803300060	OTHER PARTS,NESOI,OF MILITARY AIRPLANES/HELICOPTRS KG	166	77,450
	CANADA.....	166	77,450
8804000000	PARACHUTES (ALSO DIRIGIBLE CHUTES) ROTOCHUTES&PART KG	53	5,664
	CANADA.....	53	5,664
	SHIPS,BOATS AND FLOATING STRUCTURES..... TOTAL		2,684,864
8903100045	INFLT YACHT,VESSEL,FR PLES,SPRT,NO RIDG HULL,>\$500 NO	45	56,111
	VENEZUELA.....	45	56,111
8903910035	SAILBOATS,WITH AUXILIARY MOTOR,>9.2M IN LENGTH NO	5	536,600
	FRANCE.....	5	536,600
8903910085	SALIBOATS, WITHOUT AUXILIARY MOTOR,>9.2M IN LENGTH NO	2	343,970
	FRANCE.....	1	340,970
	JAPAN.....	1	3,000
8903920030	CABIN CRUISERS,INBOARD/OUTDRIVE,>6.5M IN LENGTH NO	1	226,496
	AUSTRALIAN ISLANDS.....	1	226,496
8903920035	MOTORBOATS(NO CABN CRSR),INBRD/OUTDRVE,>6.5M LONG NO	1	36,837
	ITALY.....	1	36,837
8903920065	CABIN CRUISERS,INBOARD POWERED,>8M IN LENGTH NO	3	505,318
	AUSTRALIAN ISLANDS.....	3	505,318
8903990500	CANOES (NORMALLY NOT USED WITH MOTORS OR SAILS) NO	18	7,770
	BRAZIL.....	18	7,770
8903992030	OUTBOARD MOTORBOATS,HULLS OF METAL>5 M IN LENGTH NO	2	251,026
	ITALY.....	2	251,026
8903992045	OUTBRD MOTORBOATS,HULL REINFRCD PLSTIC,<=5M LONG NO	1	172,120
	UNITED KINGDOM OF GT BRITAIN.....	1	172,120
8903999000	OTHER YACHTS & VESSELS FOR PLEASURE OR SPORTS,NESOI NO	120	496,040
	JAPAN.....	120	496,040
8906009090	OTHER VSSLS,NESOI,INCL LIFEFTS OTHER THAN ROWBOATS X		43,142
	CANADA.....		43,142
8907100000	INFLATABLE RAFTS NO	10	5,639
	CHINA,PEOPLE'S REP.(MAINLAND).....	4	3,300
	FRANCE.....	6	2,339
8907900090	OTHER FLOATING STRUCTURES, NESOI X		3,795
	CANADA.....		3,795
	OPTICAL,PHOTOGRAPHIC,CINEMATOGRAPHIC,MEASURING, CHECKING,PRECISION,MEDICAL OR SURGICAL INSTRUMENTS AND APPARATUS; CLOCKS AND WATCHES; MUSICAL INSTRUMENTS; PARTS AND ACCESSORIES THEREOF..... TOTAL		235,001,999

TABLE 2 - IMPORTS INTO PUERTO RICO FROM FOREIGN COUNTRIES  
BY COMMODITY AND COUNTRY OF ORIGIN-FISCAL YEAR 2000

COMM-CODE	COMMODITY, COUNTRY AND UNIT OF QUANTITY	QUANTITY	VALUE-\$
	OPTICAL, PHOTOGRAPHIC, CINEMATOGRAPHIC, MEASURING, CHECKING, PRECISION, MEDICAL OR SURGICAL INSTRUMENTS AND APPARATUS; PARTS AND ACCESSORIES THEREOF..... TOTAL		227,446,775
9001300000	CONTACT LENSES, UNMOUNTED PRS	3,346	2,981
	UNITED KINGDOM OF GT BRITAIN.....	3,346	2,981
9001400000	SPECTACLE LENSES OF GLASS, UNMOUNTED PRS	3,900	3,044
	CHINA (TAIWAN).....	3,900	3,044
9001500000	SPECTACLE LENSES OF OTHER MATERIALS, UNMOUNTED PRS	3,012	2,711
	CHINA, PEOPLE'S REP. (MAINLAND).....	3,012	2,711
9001904000	LENSES, UNMOUNTED, NESOI NO	16,524	24,617
	INDIA.....	16,524	24,617
9002119000	LENSES AND PARTS EXCEPT PROJECTION, NESOI X		26,467
	ITALY.....		26,467
9003110000	FRAMES AND MOUNTINGS OF PLASTICS DOZ	162	17,625
	HONG KONG.....	83	2,519
	SPAIN.....	79	15,106
9003190000	FRAMES AND MOUNTINGS OF OTHER MATERIALS DOZ	339	100,614
	FRANCE.....	16	5,737
	SPAIN.....	323	94,877
9004100000	SUNGLASSES DOZ	816	30,397
	AUSTRIA.....	24	14,749
	CHINA (TAIWAN).....	517	6,018
	CHINA, PEOPLE'S REP. (MAINLAND).....	250	4,000
	SPAIN.....	25	5,630
9004900000	SPECTACLES, ETC, CORRECTIVE, PROTECTIVE, NESOI DOZ	6,342	30,850
	CANADA.....	217	7,613
	CHINA (TAIWAN).....	2,030	4,409
	CHINA, PEOPLE'S REP. (MAINLAND).....	3,270	9,729
	MEXICO.....	825	9,099
9006510040	CAMERAS, THRU-LENS VIEWFINDER (SLR), FILM WIDTH 35MM NO	24	4,779
	CHINA, PEOPLE'S REP. (MAINLAND).....	24	4,779
9006530010	ONE TIME USE CAMERA, 35MM FILM WITH BUILT-IN FLASH NO	240	12,490
	CHINA, PEOPLE'S REP. (MAINLAND).....	120	2,094
	MEXICO.....	120	10,396
9006530020	ONE TIME USE CAMERAS, 35MM FILM, NO FLASH, NESOI NO	6,393	105,767
	CHINA, PEOPLE'S REP. (MAINLAND).....	210	5,198
	MEXICO.....	6,183	100,569
9006530050	OTHER CAMERAS, 35MM FILM, WITH BUILT-IN ELECT FLASH NO	2,000	7,342
	CHINA, PEOPLE'S REP. (MAINLAND).....	2,000	7,342
9006530070	OTHER CAMERAS, ROLL FILM 35MM, NO FLASH, NESOI NO	11,136	151,595
	CHINA, PEOPLE'S REP. (MAINLAND).....	6,819	77,021
	MEXICO.....	4,317	74,574
9006599000	CAMERAS OTHER THAN FIXED FOCUS VALUED OVER \$10 EA. NO	97	50,821
	ITALY.....	97	50,821
9009110000	ELECTROSTATIC PHOTOCOPYING IMAGE DIRECTLY ON COPY NO	23	18,398
	CHINA, PEOPLE'S REP. (MAINLAND).....	5	2,440
	JAPAN.....	18	15,958
9009120000	ELECTROSTATIC PHOTOCOPYING IMAGE, INDIRECT PROCESS NO	523	1,064,848
	CHINA, PEOPLE'S REP. (MAINLAND).....	258	483,066
	JAPAN.....	121	394,109
	PHILIPPINES.....	75	67,413
	REPUBLIC OF KOREA.....	69	120,260
9009907070	PART & ACCESSORIES OF OTHER PHOTOCOPYING APPARATUS X		2,759
	JAPAN.....		2,759
9009907090	PART & ACCESSORIES OF PHOTOCOPYING APPARATUS, NESOI X		646,162
	CHINA, PEOPLE'S REP. (MAINLAND).....		80,884
	HONG KONG.....		64,776
	JAPAN.....		419,312
	MEXICO.....		12,739
	REPUBLIC OF KOREA.....		47,891
	URUGUAY.....		20,560
9010100000	APPARATUS & EQUIP, AUTOMATIC DEVELOPING PHOTO FILM X		188,197
	JAPAN.....		5,947
	SWITZERLAND.....		182,250
9011108000	STEREOSCOPIC MICROSCOPES, NESOI NO	1	6,070
	UNITED KINGDOM OF GT BRITAIN.....	1	6,070

TABLE 2 - IMPORTS INTO PUERTO RICO FROM FOREIGN COUNTRIES  
BY COMMODITY AND COUNTRY OF ORIGIN-FISCAL YEAR 2000

COMM-CODE	COMMODITY, COUNTRY AND UNIT OF QUANTITY	QUANTITY	VALUE-\$
9011204000	MICROSCOPES, WITH MEANS TO PHOTOGRAPH THE IMAGE GERMANY.....	NO 2	17,978 17,978
9011800000	OTHER COMPOUND OPTICAL MICROSCOPES, NESOI SWITZERLAND.....	NO 1	7,869 7,869
9011900000	PTS & ACCESSORIES FOR COMPOUND OPTICAL MICROSCOPES GERMANY.....	X .....	7,905 7,905
9012100000	MICROSCOPES, EXC OPTICAL; DIFFRACTION APPARATUS JAPAN.....	X .....	457,284 7,967
9012900000	PTS FOR MICROSCOPES, EXC OPTICAL; DIFFRACTION NETHERLANDS.....	X .....	6,440 449,317
9013104000	PERISCOPES, DESIGNED TO FORM PTS OF MACHINES, NESOI ISRAEL .....	NO 1	2,310 2,310
9013200000	LASERS, OTHER THAN LASER DIODES GERMANY.....	NO 9	293,760 198,120
9013802000	HAND MAGNIFIERS, MAGNIFYING GLASSES, ETC CHINA, PEOPLE'S REP. (MAINLAND).....	NO 8,640	3,890 3,890
9013809000	OPTICAL DEVICES, APPLIANCES & INSTRUMENTS, NESOI INDONESIA.....	X .....	103,235 14,414
9013909000	PARTS FOR LIQUID CRYSTAL DEVICES, NESOI GERMANY.....	X .....	10,860 2,719
9014106000	GYROSCOPIC COMPASSES, OTHER THAN ELECTRICAL CHINA, PEOPLE'S REP. (MAINLAND).....	NO 12	3,065 3,065
9014109000	DIRECTION FINDING COMPASSES, EXCEPT ELECTRICAL CHINA, PEOPLE'S REP. (MAINLAND).....	NO 1,200	3,600 3,600
9015308000	SURVEYING LEVELS, EXCEPT ELECTRICAL CANADA.....	NO 6,001	10,385 6,485
9015808040	GEOPHYSICAL INSTRUMENT & APPLIANCES, NESOI CANADA.....	X .....	58,903 58,903
9015808080	SURVEYING INSTRUMENT & APPLN, EXC COMPASSES, NESOI UNITED KINGDOM OF GT BRITAIN.....	X .....	15,642 15,642
9016002000	ELEC BALANCES OF A SENSITIVITY OF A 5 CG OR BETTER GERMANY.....	X .....	24,421 8,071
9017204000	DIS CALCULATORS, & OTH MATH CALCULATING INSTRUMENT EL SALVADOR.....	X .....	12,438 12,438
9017207000	OTH DRAWING, MARKING OUT OR MATH CALC INST, PLOTTERS SPAIN.....	NO 5	17,610 17,610
9017208080	DRAWING, MARKING-OUT/MATH CALCULATING INST, NESOI MEXICO.....	X .....	4,225 4,225
9017304000	MICROMETERS AND CALIPERS ITALY.....	NO 34	3,346 3,346
9017800000	OTHER INSTRUMENTS FOR MEASURING LENGTH, NESOI CHINA (TAIWAN).....	X .....	60,726 3,644
9018113000	ELECTROCARDIOGRAPHS CHINA, PEOPLE'S REP. (MAINLAND).....	NO 2	246,320 2,420
9018120000	ULTRASONIC SCANNING APPARATUS JAPAN.....	NO 15	243,900 103,543
9018130000	MAGNETIC RESONANCE IMAGING APPARATUS COSTA RICA.....	NO 1	9,000 15,000
9018194000	APPARATUS, FUNCTIONAL EXPLORATORY EXAMINATION & PTS BRAZIL.....	NO 1	1,660,186 15,000
9018195500	PATIENT MONITORING SYSTEMS FINLAND.....	NO 11	1,458,674 186,512
9018199550	OTHER ELECTRO-DIAGNOSTIC APPARATUS, NESOI ISRAEL .....	X 1	4,203 186,512
			4,203
			112,851
			36,892
			66,499
			9,460
			62,518
			39,218

TABLE 2 - IMPORTS INTO PUERTO RICO FROM FOREIGN COUNTRIES  
BY COMMODITY AND COUNTRY OF ORIGIN-FISCAL YEAR 2000

COMM-CODE	COMMODITY, COUNTRY AND UNIT OF QUANTITY	QUANTITY	VALUE-\$
	MEXICO.....		23,300
9018199560	PARTS&ACCESSORIES FOR ELECTRO-DIAGNOSTIC APPARATUS X		299,926
	CANADA.....		3,000
	FINLAND.....		281,957
	ISRAEL.....		3,232
	JAPAN.....		3,540
	NETHERLANDS.....		8,197
9018310040	HYPODERMIC SYRINGES, WITH OR WITHOUT THEIR NEEDLES NO 1,259,700	1,259,700	400,213
	FRANCE.....	1,259,700	400,213
9018310080	SYRINGES, WITH OR WITHOUT THEIR NEEDLES, NESOI NO 3,107,498	3,107,498	310,366
	COSTA RICA.....	3,107,362	294,441
	UNITED KINGDOM OF GT BRITAIN.....	136	15,925
9018310090	PTS FOR SYRINGES, WITH OR WITHOUT THEIR NEEDLES X		946,999
	AUSTRALIAN ISLANDS.....		2,646
	COSTA RICA.....		298,925
	FRANCE.....		645,428
9018320000	TUBULAR METAL NEEDLES & NEEDLES FOR SUTURES & PARTS X		10,714,768
	DOMINICAN REPUBLIC.....		64,063
	FRANCE.....		8,349,205
	JAPAN.....		2,287,642
	SWITZERLAND.....		13,858
9018390040	BOUGIES, DRAINS AND SONDES, & PARTS & ACCESSORIES X		7,176,886
	CANADA.....		10,000
	COSTA RICA.....		7,051,947
	DOMINICAN REPUBLIC.....		48,502
	IRELAND.....		13,898
	ITALY.....		18,189
	MEXICO.....		6,700
	TURKEY.....		27,650
9018390050	CANNULAE AND THE LIKE AND PART AND ACCESSORIES X		212,785
	BELGIUM.....		82,303
	IRELAND.....		13,882
	JAPAN.....		116,600
9018498040	DENTAL HAND INSTRUMENTS AND PARTS AND ACCESSORIES X		2,743
	UNITED KINGDOM OF GT BRITAIN.....		2,743
9018498080	INST & APPLIANCES FOR DENTAL SCIENCES & PTS, NESOI X		4,533
	BRAZIL.....		4,533
9018906000	ELECTRO-SURGICAL INSTRUMENTS & APPLIANCES & PARTS X		15,371
	AUSTRALIAN ISLANDS.....		15,371
9018907580	ELECTRO-MEDICAL INST & APPLIANCES & PARTS, NESOI X		355,266
	IRELAND.....		47,230
	SINGAPORE.....		304,792
	UNITED KINGDOM OF GT BRITAIN.....		3,244
9018908000	INST & APPLIANCES FOR MEDICAL,SURGICAL, ETC,NESOI X		185,195,454
	BELGIUM.....		318,564
	BRAZIL.....		9,954
	CANADA.....		2,525
	COSTA RICA.....		77,081,232
	DOMINICAN REPUBLIC.....		95,320,903
	EGYPT.....		7,589
	GERMANY.....		547,706
	INDIA.....		85,071
	IRELAND.....		71,412
	ISRAEL.....		4,053,336
	ITALY.....		496,177
	JAPAN.....		6,023,903
	MEXICO.....		10,715
	NETHERLANDS.....		2,727
	PORTUGAL.....		63,178
	REPUBLIC OF KOREA.....		17,970
	SINGAPORE.....		499,335
	SPAIN.....		14,456
	SWEDEN.....		341,278
	SWITZERLAND.....		22,392
	UNITED KINGDOM OF GT BRITAIN.....		205,031
9019102010	MECHANO-THERAPY APPLIANCES NO 11	11	36,575
	SPAIN.....	11	36,575
9019102020	MASSAGE APPARATUS;ELECTRIC;BATTERY POWER;HANDHELD NO 10,000	10,000	6,300
	CHINA,PEOPLE'S REP.(MAINLAND).....	10,000	6,300

TABLE 2 - IMPORTS INTO PUERTO RICO FROM FOREIGN COUNTRIES  
BY COMMODITY AND COUNTRY OF ORIGIN-FISCAL YEAR 2000

COMM-CODE	COMMODITY, COUNTRY AND UNIT OF QUANTITY	QUANTITY	VALUE-\$
9019102030	MASSAGE APPARATUS;ELECTRICAL;BATTERY POWER; NESOI	NO	3,000
	HONG KONG.....	3,000	8,370
9019102045	MASSAGE APPARATUS, ELECTRICAL, EXC BATTERY, NESOI	NO	72
	CHINA (TAIWAN).....	49	14,824
	GERMANY.....	23	11,500
9019104000	ELECTRICALLY OPERATED APPARATUS AND PARTS	X	56,425
	MEXICO.....		56,425
9019200000	OZONE,OXYGEN,ETC THERAPY, RESPIRATION APPARATUS,PT	X	734,939
	ARGENTINA.....		20,503
	COSTA RICA.....		560,311
	GERMANY.....		5,530
	IRELAND.....		132,908
	ITALY.....		15,687
9020006000	OTHER BREATHING APPLIANCES AND GAS MASKS	X	2,591
	SWEDEN.....		2,591
9021110000	ARTIFICIAL JOINTS AND PARTS AND ACCESSORIES	X	172,702
	FRANCE.....		4,900
	UNITED KINGDOM OF GT BRITAIN.....		167,802
9021194000	BONE PLATES,SCREWS&NAILS,&OTH INTERNAL, FIX DEVICE	X	130,599
	GERMANY.....		128,345
	INDIA.....		2,254
9021198500	ORTHOPEDIC OR FRACTURE APPLIANCES & PTS, NESOI	X	14,771
	ITALY.....		3,336
	MEXICO.....		11,435
9021214000	ARTIFICAL TEETH OF PLASTIC & PTS AND ACCESSORIES	X	63,290
	BRAZIL.....		34,698
	COLOMBIA.....		28,592
9021218000	ARTIFICIAL TEETH, EXC OF PLASTIC & PTS &ACCESSORIES	X	2,975
	COLOMBIA.....		2,975
9021298000	DENTAL FITTINGS, EXC OF PLASTIC &PTS & ACCESSORIES	X	60,000
	GERMANY.....		60,000
9021908000	APPLIANCES WORN,CARRIED,IMPLANTEDIN BODY&PTS,NESOI	X	100,743
	CHINA,PEOPLE'S REP.(MAINLAND).....		3,123
	ITALY.....		42,630
	UNITED KINGDOM OF GT BRITAIN.....		54,990
9022130000	APPARATUS BASED ON X-RAY; OTHER, FOR DENTAL USES	X	2,752
	BRAZIL.....		2,752
9022140000	APPTS BASE ON X-RAY FOR MEDICAL,DENTAL,ETC USES	X	106,234
	FINLAND.....		56,756
	NETHERLANDS.....		49,478
9022190000	APPARATUS BASE ON X-RAY FOR OTH USE,EX MEDICAL,ETC	X	225,303
	GERMANY.....		225,303
9022906000	PTS OF APPARATUS BASED ON THE USE OF X-RAYS	X	13,032
	FINLAND.....		13,032
9022909500	PTS,USE ALPHA,BETA/GAMMA RADIATIONS, ETC, NESOI	X	18,092
	CANADA.....		15,516
	UNITED KINGDOM OF GT BRITAIN.....		2,576
9023000000	INST, APPTS&MODELS,FOR DEMONSTRATIONAL USE& PARTS	X	1,686,049
	CANADA.....		2,500
	CHINA,PEOPLE'S REP.(MAINLAND).....		2,442
	ISRAEL.....		1,678,727
	SWEDEN.....		2,380
9024800000	MACHINE&APPLIANCE,TEST HARDNESS,STRENGTH,ETC,NESOI	X	77,204
	AUSTRIA.....		11,475
	UNITED KINGDOM OF GT BRITAIN.....		65,729
9024900080	PTS MACHINE&APPLIANCE,TEST HARDNESS ETC, NESOI	X	6,046
	REPUBLIC OF KOREA.....		6,046
9025112000	CLINICAL THERMOMETERS LIQUID-FILLED	NO	15,000
	BRAZIL.....	15,000	7,298
9025114000	THERMOMETERS LIQUID-FILLED, DIRECT READING, NESOI	NO	2,560
	GERMANY.....	2,560	62,694
9026102040	ELEC FLOW METER, MEASURING/CHECKING FLOW OF LIQUID	NO	1
	SWEDEN.....	1	6,136
9026104000	FLOW METERS	NO	20
	GERMANY.....	20	25,739
9026204000	ELE INST& APPARATUS, MEASURING/CHECKING PRESSURE	NO	2,033
	DENMARK.....	1	7,648
	GERMANY.....	15	3,255
	IRELAND.....	2,016	25,724

TABLE 2 - IMPORTS INTO PUERTO RICO FROM FOREIGN COUNTRIES  
BY COMMODITY AND COUNTRY OF ORIGIN-FISCAL YEAR 2000

COMM-CODE	COMMODITY, COUNTRY AND UNIT OF QUANTITY	QUANTITY	VALUE-\$
	JAPAN.....	1	5,035
9026208000	INST& APPARATUS, MEASURING/CHECKING PRESSURE,NESOI NO	6	2,781
	GERMANY.....	6	2,781
9026802000	ELEC INST, MEASURING/CHECKING VARIABLE OF LIQ/GAS NO	28	2,105
	REPUBLIC OF KOREA.....	28	2,105
9026904000	PART AND ACCESSORIES OF FLOW METERS, HEAT METERS X		17,000
	CANADA.....		17,000
9026906000	PTS, INST&APPTS,MEASURE/CHECK VARIABLE,LIQ,NESOI X		2,113
	JAPAN.....		2,113
9027102000	ELECTRICAL GAS OR SMOKE ANALYSIS APPARATUS X		133,480
	GERMANY.....		133,480
9027106000	GAS OR SMOKE ANALYSIS APPARATUS, NESOI X		62,570
	SWITZERLAND.....		62,570
9027205050	ELECTRICAL GASS CHROMATOGRAPHS NO	1	8,000
	JAPAN.....	1	8,000
9027304040	SPECTROPHOTOMETERS, ELECTRICAL NO	42	184,251
	JAPAN.....	3	8,037
	UNITED KINGDOM OF GT BRITAIN.....	39	176,214
9027304080	SPECTROMETERS AND SPECTROGRAPHS, ELEC, NESOI NO	4	86,131
	CANADA.....	1	39,745
	FINLAND.....	1	24,030
	GERMANY.....	1	3,585
	UNITED KINGDOM OF GT BRITAIN.....	1	18,771
9027308080	SPECTROMETER&SPECTROGRAPHS,OPTICAL RADIATION,NESOI NO	9	85,035
	CANADA.....	9	85,035
9027504015	CHEM ANALYSIS INST/APPT, OPTICAL RADIATON, NESOI NO	11	54,000
	AUSTRALIAN ISLANDS.....	1	50,000
	ITALY.....	10	4,000
9027508020	THERMAL ANALYSIS INST/APPT, EXC ELEC OPT RADIATION NO	2	4,247
	GERMANY.....	2	4,247
9027804520	ELECTRICAL MASS SPECTROMETERS NO	10	113,471
	JAPAN.....	10	113,471
9027804530	ELEC CHEMICAL ANALYSIS INST,EXC USE OPT RADIATIONS X		56,989
	GERMANY.....		34,000
	JAPAN.....		22,989
9027804560	ELEC PHYSICAL ANALYSIS INST,EXC USE OPT RADIATIONS X		22,000
	GERMANY.....		22,000
9027804590	OTH ELEC INST,MEASURING/CHECKING VISCOSITY, ETC X		7,698
	SPAIN.....		7,698
9027808060	OTHER PHYSICAL ANALYSIS INSTRUMENTS, NESOI X		9,200
	UNITED KINGDOM OF GT BRITAIN.....		9,200
9027808090	OTH INST, MEASURING/CHECKING VISCOSITY ETC,NESOI X		36,768
	ARGENTINA.....		34,068
	BRAZIL.....		2,700
9027905425	PTS & ACCESS OF ELECTRL INST OF SUBHDG 9027.20.50 X		15,006
	IRELAND.....		15,006
9027905495	PTS OF ELEC INST OF 9027.20.,30.,40.,50.,80 NESOI X		10,643
	IRELAND.....		7,791
	NETHERLANDS.....		2,852
9027908400	PTS, NON-ELEC INST EX OPTIC, OF 9027.20.,30,40,50.,80 X		2,440
	UNITED KINGDOM OF GT BRITAIN.....		2,440
9027908800	PTS & ACCES, NON-ELEC, EXCEPT OPTICAL INSTRU, NESOI X		8,493
	GERMANY.....		8,493
9028900080	PTS & ACCESSORIES, GAS, LIQUID OR PRODUCTION METERS X		1,564,836
	BARBADOS.....		6,440
	COLOMBIA.....		751,861
	DOMINICAN REPUBLIC.....		87,497
	FRANCE.....		6,688
	ITALY.....		20,061
	REP. OF SOUTH AFRICA.....		36,443
	UNITED KINGDOM OF GT BRITAIN.....		655,846
9029108000	REVOLUTION COUNTERS, PRODUCTION COUNTERS, ETC, NESOI NO	64,960	51,259
	DOMINICAN REPUBLIC.....	64,960	51,259
9029204080	SPEEDOMETERS&TACHOMETERS, EXC USED IN CIVIL AIRCRAF NO	300	3,296
	CHINA (TAIWAN).....	300	3,296
9029908080	PTS, OF REVOLUTION COUNTERS, ODOMETERS, ETC, NESOI X		42,146
	SWITZERLAND.....		42,146
9030390040	APPARATUS TO TEST VOLTAGE OR CURRENT OR RESISTANCE X		22,803
	CHINA (TAIWAN).....		18,818

TABLE 2 - IMPORTS INTO PUERTO RICO FROM FOREIGN COUNTRIES  
BY COMMODITY AND COUNTRY OF ORIGIN-FISCAL YEAR 2000

COMM-CODE	COMMODITY, COUNTRY AND UNIT OF QUANTITY	QUANTITY	VALUE-\$
	SPAIN.....		3,985
9030390080	INST&APPTS FOR MEASURING/CHECKING POWER, NESOI X		28,070
	UNITED KINGDOM OF GT BRITAIN.....		28,070
9030400000	OTH INST, SPECIALLY DESIGNED FOR TELECOMMUNICATION X		25,595
	CANADA.....		8,211
	DENMARK.....		14,000
	UNITED KINGDOM OF GT BRITAIN.....		3,384
9030830000	INST,RECORDING DEVICE,MEASUR/CHECK ELEC QTYS,NESOI X		3,438
	UNITED KINGDOM OF GT BRITAIN.....		3,438
9030890000	INST,MEASURING/CHECKING ELECTRICAL QUANTITIE,NESOI X		17,101
	DENMARK.....		5,001
	IRELAND.....		12,100
9031100000	MACHINES FOR BALANCING MECHANICAL PARTS X		7,992
	BELGIUM.....		7,992
9031200000	TEST BENCHES X		13,559
	GERMANY.....		13,559
9031494000	COORDINATE-MEASURING MACHINES NO 1		48,909
	GERMANY.....	1	48,909
9031499000	OTHER OPTICAL INSTRUMENTS AND APPLIANCES,NESOI X		593,834
	CANADA.....		29,963
	IRELAND.....		539,836
	UNITED KINGDOM OF GT BRITAIN.....		24,035
9031804000	ELECTRON BEAM MICROSCOPE W EQUIP FOR HANDL SEMICON NO 1		65,015
	GERMANY.....	1	65,015
9031808060	EQUIP,TEST ELEC CHARACTERISTI OF INTRNL COMB ENGIN X		3,207
	REPUBLIC OF KOREA.....		3,207
9031808070	EQUIP,TEST EX ELEC CHARACTERIS OF INTNL COMB ENGIN X		35,611
	JAPAN.....		35,611
9031808085	MEASURE/CHECK INST,APPLN&MACHINES,NESOI IN CHAP 90 X		122,791
	AUSTRIA.....		25,000
	FRANCE.....		4,143
	GERMANY.....		13,501
	MEXICO.....		7,897
	UNITED KINGDOM OF GT BRITAIN.....		72,250
9031909060	PARTS AND ACCESSORIES OF TEST BENCHES, NESOI X		5,304
	SPAIN.....		5,304
9031909095	PTS,MEASURE/CHECK INST/APPLN&MACH IN CHAP 90,NESOI X		49,606
	BELGIUM.....		5,837
	CHINA,PEOPLE'S REP.(MAINLAND).....		3,393
	GERMANY.....		5,906
	NETHERLANDS.....		34,470
9032100090	THERMOSTATS, NESOI NO 5,145		14,154
	CHINA (TAIWAN).....	2,220	3,888
	JAPAN.....	2,925	10,266
9032894000	AUTOMTIC VOLTAGE&VOLTAGE-CURRENT REGULATORS, NESOI X		12,975
	VENEZUELA.....		12,975
9032896030	PROCESS CONTROL INST&APPTS FOR COMPLETE SYSTEMS NO 83		37,629
	AUSTRIA.....	1	18,607
	JAPAN.....	15	3,435
	REPUBLIC OF KOREA.....	67	15,587
9032896040	PROCESS CONTROL INST&APPTS FOR TEMPERATURE CONTROL NO 5,468		289,185
	GERMANY.....	20	2,577
	JAPAN.....	5,440	242,282
	UNITED KINGDOM OF GT BRITAIN.....	8	44,326
9032896050	PROCESS CONTROL INST&APPTS,PRESSURE DRAFT CONTROL NO 1		6,800
	NETHERLANDS.....	1	6,800
9032896060	PROCESS CONTROL INST&APPTS,FLOW&LIQ LEVEL CONTROL NO 1,047		46,082
	CHINA (TAIWAN).....	1,000	3,897
	IRELAND.....	37	40,110
	ITALY.....	10	2,075
9032896075	OTHER PROCESS CONTROL INST & APPARATUS, NESOI X		198,219
	AUSTRIA.....		29,485
	CANADA.....		7,200
	FINLAND.....		5,000
	GERMANY.....		2,462
	JAPAN.....		144,020
	UNITED KINGDOM OF GT BRITAIN.....		10,052
9032896085	PTS & ACC FOR AUTOM REGULATING/CONTROLLING INST X		102,508
	CANADA.....		11,640



TABLE 2 - IMPORTS INTO PUERTO RICO FROM FOREIGN COUNTRIES  
BY COMMODITY AND COUNTRY OF ORIGIN-FISCAL YEAR 2000

COMM-CODE	COMMODITY, COUNTRY AND UNIT OF QUANTITY	QUANTITY	VALUE-\$
	FRANCE.....		5,608
	JAPAN.....		56,070
	SWITZERLAND.....		29,190
9032906020	PARTS AND ACCESSORIES OF THERMOSTAT, NESOI X		7,273,064
	CHINA (TAIWAN).....		10,523
	CHINA, PEOPLE'S REP. (MAINLAND).....		8,821
	DOMINICAN REPUBLIC.....		7,251,241
	JAPAN.....		2,479
9032906080	PTS, AUTOM REGULATING/CONTROLLING INST & APPT, NESOI X		40,200
	UNITED KINGDOM OF GT BRITAIN.....		40,200
9033000000	PTS, NESOI FOR MACHINES, APPLN, INST/APPTS OF CHAP90 X		652,964
	GERMANY.....		28,238
	ITALY.....		624,726
	CLOCKS AND WATCHES AND PARTS THEREOF..... TOTAL		5,330,245
9101114010	MOVMTS, WRT WTCH, BATTY, PRCS MTL, MECH DISP, NO/1 JWL NO	84	26,439
	DENMARK.....	7	2,060
	SWITZERLAND.....	77	24,379
9101114020	CASES, WRST WTCH, BATTY, PRCS MTL, MECH DISP, NO/1 JWL NO	83	12,462
	DENMARK.....	7	3,090
	SWITZERLAND.....	76	9,372
9101114030	STRAP, BAND/BRCLET, WRT WTCH, BATTY, PRCS MTL, NO/1 JWL NO	78	9,736
	DENMARK.....	7	4,119
	SWITZERLAND.....	71	5,617
9101114040	BATTY FOR WRT WTCH, BATTY, PRC MTL, MECH DISP, NO/1 JW NO	60	4,217
	DENMARK.....	7	1,030
	SWITZERLAND.....	53	3,187
9101118010	MVTS FOR WRT WTCH, BATTY, PRC MTL, MECH DISP, OV 1 JWL NO	131	9,928
	DENMARK.....	1	536
	FRANCE.....	31	2,020
	SWITZERLAND.....	99	7,372
9101118020	CASES FOR WRT WTCH, BATTY, PRC MTL, MECH DISP, OV 1 JW NO	138	75,843
	DENMARK.....	1	965
	FRANCE.....	31	2,815
	SWITZERLAND.....	106	72,063
9101118030	STRP, BD/BRLT, WRST WTCH, PRC MTL, MECH DISP, OV 1 JWL NO	138	35,066
	DENMARK.....	1	429
	FRANCE.....	31	2,771
	SWITZERLAND.....	106	31,866
9101194010	MVTS FOR WRST WATCH, BATTERY, PRC MTL, NO/1 JW, NESOI NO	1,300	4,195
	CHINA, PEOPLE'S REP. (MAINLAND).....	300	1,665
	SPAIN.....	1,000	2,530
9101194030	STRP, BD/BRLT WRT WTCH, BATTY, PRC MTL, NO/1 JW, NESOI NO	300	590
	CHINA, PEOPLE'S REP. (MAINLAND).....	300	590
9101198020	CASES FOR WRT WTCH, BATTY, PRC MTL, OVER 1 JW, NESOI NO	4	889
	SWITZERLAND.....	4	889
9101213000	OTH WATCH STRP, BND, BRC NOT TEXT AUTOMAT, OV 17 JWLS NO	2	1,990
	SWITZERLAND.....	2	1,990
9101218010	MVTS FOR WRT WTCH, NT BTY, PRECS MTL, AUTOMAT, 17JWL/< NO	2	2,178
	SWITZERLAND.....	2	2,178
9101218020	CASES FOR WST WTCH, NT BTY, PRECS MTL, AUTOMAT, 17JW/< NO	2	2,178
	SWITZERLAND.....	2	2,178
9101218030	STRAP FOR WRT WTCH, NT BTY, PRECS MTL, AUTOMAT, 17JW/< NO	2	2,177
	SWITZERLAND.....	2	2,177
9101295010	MVT FOR WRT WTCH, PRC MT, OV7, NT OV17 JW OVER \$15 EA NO	18	2,475
	SWITZERLAND.....	18	2,475
9101295020	CSE FOR WRT WTCH, PRC MT, OV7, NT OV17 JW OVER \$15 EA NO	21	15,261
	SWITZERLAND.....	21	15,261
9101295030	STRP FOR WRT WTCH, PRC MTL, OV7, NT OV17 JW OV \$15 EA NO	22	10,603
	SWITZERLAND.....	22	10,603
9102111010	MVTS, WRT WTCH, BTY, MECH DISP, NO/1JW, BD TXT, GL/SL PL NO	109	2,918
	FRANCE.....	108	2,661
	SWITZERLAND.....	1	257
9102111020	CASE, WRT WTCH, BTY, MECH DISP, NO/1JW, BD TXT, GL/SL PL NO	108	2,805
	FRANCE.....	108	2,805
9102111030	STRP, WRT WTH, BTY, MECH DISP, NO/1JW, BD TXT, GL/SL PL NO	109	8,737
	FRANCE.....	108	8,477
	SWITZERLAND.....	1	260

TABLE 2 - IMPORTS INTO PUERTO RICO FROM FOREIGN COUNTRIES  
BY COMMODITY AND COUNTRY OF ORIGIN-FISCAL YEAR 2000

COMM-CODE	COMMODITY, COUNTRY AND UNIT OF QUANTITY	QUANTITY	VALUE-\$
9102112510	MVTS,WRT WTCH,BATY,MECH DISP,NO/1JW,BD TXT/BASE MT NO	8,233	247,917
	HONG KONG.....	6,000	6,300
	SWITZERLAND.....	2,233	241,617
9102112520	CASE,WRT WTCH,BATY,MECH DISP,NO/1JW,BD TXT/BASE MT NO	8,233	137,626
	HONG KONG.....	6,000	13,200
	SWITZERLAND.....	2,233	124,426
9102112530	STRAPS, WRT WTCH,BTY,MECH DISP,NO/1JW,BD TXT/BS MT NO	8,171	101,549
	HONG KONG.....	6,000	4,800
	SWITZERLAND.....	2,171	96,749
9102112540	BTY FOR WRT WTCH,MECH DISP,NO/1JW,BD TXT/BASE MTL NO	6,501	4,481
	HONG KONG.....	6,000	2,104
	SWITZERLAND.....	501	2,377
9102114510	MVT FOR WRT WTCH,BTY,MECH DISP,NO/1JW,BSE MT,NESOI NO	24,639	94,580
	CHINA,PEOPLE'S REP.(MAINLAND).....	9,621	24,169
	DENMARK.....	13	969
	JAPAN.....	5,953	6,532
	MALAYSIA.....	575	1,113
	REPUBLIC OF KOREA.....	1,380	2,428
	SWITZERLAND.....	7,097	59,369
9102114520	CASES, WRT WTCH,BTY,MECH DISP,NO/1JW,BSE MTL,NESOI NO	24,690	64,040
	CHINA,PEOPLE'S REP.(MAINLAND).....	9,621	20,374
	DENMARK.....	13	1,454
	JAPAN.....	5,960	5,361
	MALAYSIA.....	575	1,810
	REPUBLIC OF KOREA.....	1,490	4,040
	SWITZERLAND.....	7,031	31,001
9102114530	STRAPS, WRT WTCH,BTY,MECH DISP,NO/1JW,BSE MT,NESOI NO	31,918	76,631
	CHINA,PEOPLE'S REP.(MAINLAND).....	16,621	35,348
	DENMARK.....	13	1,939
	JAPAN.....	6,048	8,582
	MALAYSIA.....	805	2,441
	REPUBLIC OF KOREA.....	1,490	3,513
	SWITZERLAND.....	6,941	24,808
9102114540	BTY FOR WRT WTCH,BTY,MECH DISP,NO/1JW,BSE MT,NESOI NO	21,487	19,914
	CHINA,PEOPLE'S REP.(MAINLAND).....	9,621	10,104
	DENMARK.....	13	485
	JAPAN.....	5,463	1,405
	MALAYSIA.....	525	612
	REPUBLIC OF KOREA.....	780	1,286
	SWITZERLAND.....	5,085	6,022
9102115010	MVT,WRT WTCH,BTY,MECH DISP,> 1JWL,BD TEXT,GL/SL PL NO	2,460	128,609
	SWITZERLAND.....	2,460	128,609
9102115020	CASE WRT WTCH,BTY,MECH DISP,> 1JWL,BD TXT,GL/SL PL NO	2,460	184,362
	SWITZERLAND.....	2,460	184,362
9102115030	STRAP WRT WTCH,BTY,MECH DISP,> 1JW,BD TXT,GL/SL PL NO	2,460	115,495
	SWITZERLAND.....	2,460	115,495
9102116510	MVT FOR WRT WTCH,BTY,MECH DISP,> 1JW,BD TXT,BSE MT NO	8,720	368,526
	GERMANY.....	60	1,739
	SPAIN.....	32	336
	SWITZERLAND.....	8,628	366,451
9102116520	CASE FOR WRT WTCH,BTY,MECH DISP,> 1JW,BD TXT,BS MT NO	8,688	516,778
	GERMANY.....	60	3,837
	SWITZERLAND.....	8,628	512,941
9102116530	STRP FOR WRT WTCH,BTY,MECH DISP,> 1JW,BD TXT,BS MT NO	8,579	356,746
	GERMANY.....	60	360
	SWITZERLAND.....	8,519	356,386
9102116540	BTY FOR WRT WTCH,BTY,MECH DISP,> 1JW,BND TXT,BS MT NO	1,843	682
	SWITZERLAND.....	1,843	682
9102119510	MVTS FOR WRT WTCH,BTY,MECH DISP,> 1JW,BS MTL,NESOI NO	1,786	50,777
	FRANCE.....	228	2,776
	SPAIN.....	1,039	13,616
	SWITZERLAND.....	519	34,385
9102119520	CASES FOR WRT WTCH,BTY,MECH DISP,> 1JW,BS MT,NESOI NO	758	44,815
	FRANCE.....	228	1,514
	SWITZERLAND.....	530	43,301
9102119530	STRAP FOR WRT WTCH,BTY,MECH DISP,> 1JW,BS MT,NESOI NO	670	34,663
	FRANCE.....	228	505
	SWITZERLAND.....	442	34,158
9102119540	BTY FOR WRT WTCH,BTY,MECH DISP,> 1JWL,BS MTL,NESOI NO	228	252

TABLE 2 - IMPORTS INTO PUERTO RICO FROM FOREIGN COUNTRIES  
BY COMMODITY AND COUNTRY OF ORIGIN-FISCAL YEAR 2000

COMM-CODE	COMMODITY, COUNTRY AND UNIT OF QUANTITY	QUANTITY	VALUE-\$
	FRANCE.....	228	252
9102128000	WRIST/STOP WATCH,ELEC,EXC PRCS MTL,OPTO-ELEC,NESOI NO	29,135	47,179
	CHINA,PEOPLE'S REP.(MAINLAND).....	29,135	47,179
9102194010	MVTS FOR WRST WATCH,BTY,OTH DISPL,NO OR 1JWL,NESOI NO	10,000	10,600
	CHINA,PEOPLE'S REP.(MAINLAND).....	4,000	1,600
	JAPAN.....	6,000	9,000
9102194020	CASES FOR WRST WATCH,BTY,OTH DISP,NO OR 1JWL,NESOI NO	10,000	4,200
	CHINA,PEOPLE'S REP.(MAINLAND).....	4,000	1,200
	JAPAN.....	6,000	3,000
9102194030	STRP ETC FOR WRT WTCH,BTY,OTH DISP,NO OR 1JW,NESOI NO	10,000	2,000
	CHINA,PEOPLE'S REP.(MAINLAND).....	4,000	800
	JAPAN.....	6,000	1,200
9102194040	BTY FOR WRST WTCH,BTTRY,OTH DISPL,NO OR 1JWL,NESOI NO	10,000	1,000
	CHINA,PEOPLE'S REP.(MAINLAND).....	4,000	400
	JAPAN.....	6,000	600
9102196010	MVT FOR WRT WTCH,BTY,OTH DISP,> 1JW,BND TXT/BSE MT NO	288	8,719
	SWITZERLAND.....	288	8,719
9102196020	CASES FOR WRT WTCH,BTY,OTH DISP,> 1JW,BD TXT/BS MT NO	288	5,162
	SWITZERLAND.....	288	5,162
9102196030	STRP FOR WRST WTCH,BTY,OTH DISP,> 1JW,BD TXT/BS MT NO	288	8,009
	SWITZERLAND.....	288	8,009
9102198010	MVTS FOR WRST WATCHES,BTTY,OTH DISP,> 1 JWL,NESOI NO	10	478
	SWITZERLAND.....	10	478
9102198020	CASES FOR WRST WATCHES,BTY,OTH DISPL,> 1 JWL,NESOI NO	10	354
	SWITZERLAND.....	10	354
9102211010	MVT FOR WRT WTCH,NT BTY,BSE MT CSE,AUTOM WD,NO/1JW NO	12	5,918
	SWITZERLAND.....	12	5,918
9102211020	CSE FOR WRT WTCH,NT BTY,BSE MT CSE,AUTOM WD,NO/1JW NO	10	1,018
	SWITZERLAND.....	10	1,018
9102211030	STP FOR WRT WTCH,NT BTY,BSE MT CES,AUTOM WD,NO/1JW NO	10	695
	SWITZERLAND.....	10	695
9102212510	MVT FOR WRT WTCH,NT BTY,BS MT,AUTO WD,NO/1JW,NESOI NO	40	884
	SWITZERLAND.....	40	884
9102212520	CS FOR WRT WTCH,NT BTY,BSE MT,AUTO WD,NO/1JW,NESOI NO	40	3,409
	SWITZERLAND.....	40	3,409
9102212530	BAND FOR WRT WTH,NT BTY,BS MT,AUTO WD,NO/1JW,NESOI NO	40	504
	SWITZERLAND.....	40	504
9102213010	MVT FOR WRT WTCH,NT BTY,BS MT,AUTO WD,OV1,N/O 17JW NO	3,523	175,537
	SWITZERLAND.....	3,523	175,537
9102213020	CS FOR WRT WTCH,NT BTY,BSE MT,AUTO WD,OV1,N/O 17JW NO	3,523	279,328
	SWITZERLAND.....	3,523	279,328
9102213030	BND FOR WRT WTCH,NT BTY,BS MT,AUTO WD,OV1,N/O 17JW NO	3,499	99,190
	SWITZERLAND.....	3,499	99,190
9102217010	MVT FOR WRST WTCH,NT BTY,BSE MT CSE,AUTO WD,OV17JW NO	2,740	177,849
	DENMARK.....	4	584
	SWITZERLAND.....	2,736	177,265
9102217020	CSE FOR WRST WTCH,NT BTY,BSE MT CSE,AUTO WD,OV17JW NO	2,740	257,441
	DENMARK.....	4	3,072
	SWITZERLAND.....	2,736	254,369
9102217030	BAND FOR WRST WTCH,NT BTY,BSE MT CS,AUTO WD,OV17JW NO	2,740	66,699
	DENMARK.....	4	375
	SWITZERLAND.....	2,736	66,324
9102219010	MVT FOR WRT WTCH,NT BTY,BS MT,AUTO WD,OV17JW,NESOI NO	43	29,098
	SWITZERLAND.....	43	29,098
9102219020	CSE FOR WRT WTCH,NT BTY,BS MT,AUTO WD,OV17JW,NESOI NO	43	7,120
	SWITZERLAND.....	43	7,120
9102219030	BND FOR WRT WTCH,NT BTY,BS MT,AUTO WD,OV17JW,NESOI NO	28	3,920
	SWITZERLAND.....	28	3,920
9102291510	MVT, WRT WTCH,NT BTY,BS MT,W/OAUTO WD,OV1JW,N/O7JW NO	5	287
	SWITZERLAND.....	5	287
9102291530	BND WRT WTCH,NT BTY,BS MT W/O AUTO WD,OV1JW,N/O7JW NO	5	294
	SWITZERLAND.....	5	294
9102914010	MVT FOR OTH WATCH,BATTERY,BASE MTL,NO JWL OR 1 JWL NO	135	1,823
	SWITZERLAND.....	135	1,823
9102914020	CASES FOR OTH WATCHES,BTY,BASE MTL,NO JWL OR 1 JWL NO	135	5,987
	SWITZERLAND.....	135	5,987
9102918010	MVTS FOR OTH WATCH,BTY POWERED,BSE MTL CASES,NESOI NO	685	16,992
	SWITZERLAND.....	685	16,992
9102918020	CASES FOR OTH WTCH,BTRY PWD,BASE METAL CASES,NESOI NO	685	37,407

TABLE 2 - IMPORTS INTO PUERTO RICO FROM FOREIGN COUNTRIES  
BY COMMODITY AND COUNTRY OF ORIGIN-FISCAL YEAR 2000

COMM-CODE	COMMODITY, COUNTRY AND UNIT OF QUANTITY	QUANTITY	VALUE-\$
	SWITZERLAND.....	685	37,407
9102918030	BATTERY FOR OTH WATCH,BTRY PWD,BSE MTL CASES,NESOI NO	233	3,096
	SWITZERLAND.....	233	3,096
9103102030	MVT & CSE FOR CLK, EXC TRAVEL CLK,BATTERY,OPTO-ELEC NO	20	793
	IRELAND.....	20	793
9103104010	MVT FOR TRVL CLK, BTY POWERED,HAVING NO OR 1 JW NO	2,000	4,000
	HONG KONG.....	2,000	4,000
9103104020	CSE FOR TRVL CLKS, BTY POWERED,HAVING NO OR 1 JWLS NO	4	500
	HONG KONG.....	4	500
9103104030	BTY FOR TRVL CLKS, BTY POWERED,HAVING NO OR 1 JWLS NO	3	400
	HONG KONG.....	3	400
9103104050	CSE FOR CLK,EXC TRVL CLK BATTERY,HAVING NO OR 1 JW NO	13	780
	FRANCE.....	13	780
9103108040	MVT FOR CLKS, EXC TRVL CLKS, BATTERY POWERED, NESOI NO	148	1,472
	CHINA,PEOPLE'S REP.(MAINLAND).....	48	859
	NETHERLANDS.....	100	613
9103108050	CSE FOR CLKS, EXC TRVL CLKS, BATTERY POWERED, NESOI NO	100	613
	NETHERLANDS.....	100	613
9103108060	BTY FOR CLKS, EXC TRVL CLKS, BATTERY POWERED, NESOI NO	100	613
	NETHERLANDS.....	100	613
9104004000	INST PANEL CLOCKS,OV 50MM,OV \$10,EXC ELECTRICAL NO	11	871
	JAPAN.....	11	871
9105118005	MOVEMENTS FOR ALARM CLOCKS, AC POWERED, NESOI NO	10,692	5,577
	CHINA,PEOPLE'S REP.(MAINLAND).....	10,692	5,577
9105118015	CASES FOR ALARM CLOCKS, AC POWERED, NESOI NO	10,188	2,971
	CHINA,PEOPLE'S REP.(MAINLAND).....	10,188	2,971
9105118050	MVTS FOR ALRM CLK,EXC TRVL,BTY,EXC OPTO-ELECTRONIC NO	6,109	8,735
	CHINA,PEOPLE'S REP.(MAINLAND).....	6,106	8,172
	FRANCE.....	3	563
9105118060	CSE FOR ALRM CLK EXC TRVL,BTRY,EXC OPTO-ELECTRONIC NO	6,106	8,172
	CHINA,PEOPLE'S REP.(MAINLAND).....	6,106	8,172
9105191030	MVTS, ALRM CLK,EXC TRVL,50MM,NT RUN OV47HR,W/O WNG NO	2,280	5,520
	CHINA,PEOPLE'S REP.(MAINLAND).....	2,280	5,520
9105191040	CS FOR ALRM CLK,EXC TRVL 50MM,NT RUN OV47HR,W/O WD NO	80	1,387
	CHINA,PEOPLE'S REP.(MAINLAND).....	80	1,387
9105194000	OTHER ALARM CLOCKS, VALUED NOT OVER \$5 EACH,NESOI NO	53,384	58,094
	CHINA,PEOPLE'S REP.(MAINLAND).....	35,698	30,168
	DOMINICAN REPUBLIC.....	186	466
	HONG KONG.....	17,500	27,460
9105195000	OTHER ALARM CLOCKS, VALUED OVER \$5 EACH, NESOI NO	33	2,838
	AUSTRIA.....	4	489
	SPAIN.....	5	922
	UNITED KINGDOM OF GT BRITAIN.....	24	1,427
9105218010	MVTS FOR WALL CLOCKS, AC POWERED ONLY NO	6,912	13,824
	CHINA,PEOPLE'S REP.(MAINLAND).....	6,912	13,824
9105218020	CASES FOR WALL CLOCKS, AC POWERED ONLY NO	6,912	3,456
	CHINA,PEOPLE'S REP.(MAINLAND).....	6,912	3,456
9105218030	MOVEMENTS FOR WALL CLOCKS, BATTERY POWERED NO	130,537	138,372
	CHINA (TAIWAN).....	3,000	9,035
	CHINA,PEOPLE'S REP.(MAINLAND).....	127,537	129,337
9105218040	CASES FOR WALL CLOCKS, BATTERY POWERED NO	130,537	132,960
	CHINA (TAIWAN).....	3,000	6,905
	CHINA,PEOPLE'S REP.(MAINLAND).....	127,537	126,055
9105218050	BATTERIES FOR WALL CLOCKS, BATTERY POWERED NO	1,480	1,341
	CHINA (TAIWAN).....	1,000	710
	CHINA,PEOPLE'S REP.(MAINLAND).....	480	631
9105291010	MVT FOR WALL CLKS,N/O 50MM,NT RUN OV47HR,W/O WIND NO	250	2,200
	CHINA (TAIWAN).....	250	2,200
9105291020	CASES FOR WALL CLK,N/O 50MM,NT RUN OV47HR,W/O WIND NO	250	2,200
	CHINA (TAIWAN).....	250	2,200
9105292010	MVT WALL CLK,N/O 50MM,RUN OV47 HRS,W/O WND,NO/1 JW NO	8	519
	SPAIN.....	8	519
9105292020	CSE,WALL CLK,N/O 50MM,RUN OV47 HRS,W/O WND,NO/1 JW NO	8	272
	SPAIN.....	8	272
9105294000	OTHER WALL CLOCKS, VALUED NOT OVER \$5 EACH,NESOI NO	49,078	74,554
	CHINA,PEOPLE'S REP.(MAINLAND).....	48,756	73,613
	PERU.....	160	503
	SPAIN.....	162	438
9105295000	OTHER WALL CLOCKS, VALUED OVER \$5 EACH, NESOI NO	6,929	121,070

TABLE 2 - IMPORTS INTO PUERTO RICO FROM FOREIGN COUNTRIES  
BY COMMODITY AND COUNTRY OF ORIGIN-FISCAL YEAR 2000

COMM-CODE	COMMODITY, COUNTRY AND UNIT OF QUANTITY	QUANTITY	VALUE-\$
	AUSTRIA.....	6	561
	CHINA,PEOPLE'S REP.(MAINLAND).....	6,832	106,514
	FRANCE.....	1	8,000
	IRELAND.....	12	509
	ITALY.....	66	3,980
	NETHERLANDS.....	2	277
	SPAIN.....	10	1,229
9105918010	MOVEMENTS FOR OTHER CLOCKS, AC POWERED, NESOI NO	188	540
	COLOMBIA.....	188	540
9105918020	CASES FOR OTHER CLOCKS, AC POWERED, NESOI NO	188	540
	COLOMBIA.....	188	540
9105918030	MOVEMENTS FOR OTHER CLOCKS, BATTERY POWERED, NESOI NO	15,110	25,457
	CHINA (TAIWAN).....	250	488
	CHINA,PEOPLE'S REP.(MAINLAND).....	14,860	24,969
9105918040	CASES FOR OTHER CLOCKS NESOI NO	15,144	26,363
	CHINA (TAIWAN).....	250	487
	CHINA,PEOPLE'S REP.(MAINLAND).....	14,860	24,970
	UNITED KINGDOM OF GT BRITAIN.....	34	906
9105995000	OTHER CLOCKS, VALUED NOT OVER \$5 EACH, NESOI NO	207,191	221,798
	CHINA (TAIWAN).....	10,049	9,567
	CHINA,PEOPLE'S REP.(MAINLAND).....	196,962	211,614
	THAILAND.....	180	617
9105996000	OTHER CLOCKS, VALUED OVER \$5 EACH, NESOI NO	3,340	119,865
	ARGENTINA.....	2	2,350
	CHINA (TAIWAN).....	104	744
	CHINA,PEOPLE'S REP.(MAINLAND).....	2,702	19,759
	COLOMBIA.....	102	690
	ITALY.....	270	3,713
	JAPAN.....	126	1,066
	SPAIN.....	25	86,824
	SWITZERLAND.....	8	3,560
	UNITED KINGDOM OF GT BRITAIN.....	1	1,159
9106100000	TIME REGISTERS; TIME-RECORDERS NO	7	588
	ITALY.....	7	588
9107008000	TIME SWITCHES WITH CLKSWATCH MOVEMENT ETC,OV \$5 NO	832	7,955
	CHINA (TAIWAN).....	250	3,786
	REPUBLIC OF KOREA.....	582	4,169
9108118010	MVT FOR WTCH MVT,BATTERY,MECHANICAL DSPL ETC,NESOI NO	9,725	94,812
	SWITZERLAND.....	9,725	94,812
9108118020	BTY FOR WTCH MVT,BATTERY,MECHANICAL DSPL ETC,NESOI NO	8,645	5,487
	SWITZERLAND.....	8,645	5,487
9108912000	WATCH MOVEMENT,MEAS 33.8MM OR <,OV 1 JWL,N/O 7 JWL NO	60	1,114
	SWITZERLAND.....	60	1,114
9109904000	CLK MOVEMENTS,COMP&ASSEM,MEAS OV50MM,N/O\$5,NESOI NO	1,000	4,800
	CHINA (TAIWAN).....	1,000	4,800
9109906000	CLK MOVEMENTS,COMPL&ASSEM,MEAS OV50MM,OV \$5,NESOI NO	23	2,913
	ITALY.....	1	2,328
	REPUBLIC OF KOREA.....	22	585
9111100000	WTCH CASES,PRCS METAL OR METAL CLAD W PRCS METAL NO	202	20,273
	ITALY.....	202	20,273
9111202000	WATCH CASES OF BASE METAL GOLD OR SILVER PLATED NO	1,036	76,350
	GERMANY.....	1,006	75,478
	SWITZERLAND.....	30	872
9111905000	PTS,WATCH OF BASE METAL,BEZELS,BACKS AND CENTERS NO	191	8,286
	SWITZERLAND.....	191	8,286
9111907000	PARTS FOR WATCHES OF BASE METAL, NESOI NO	2,780	6,413
	SWITZERLAND.....	2,780	6,413
9113204000	WATCH BANDS ETC, OF BASE METAL,OVER \$5 PER DOZEN DOZ	163	36,090
	CHINA,PEOPLE'S REP.(MAINLAND).....	9	510
	DENMARK.....	1	397
	HONG KONG.....	2	252
	JAPAN.....	35	4,709
	SWITZERLAND.....	116	30,222
9113206000	PARTS FOR WATCH BRACELETS, NOT OV \$12 PER DOZEN X		984
	SWITZERLAND.....		984
9113209000	PARTS FOR WATCH STRAPS, OF BASE METAL X		4,412
	SWITZERLAND.....		4,412
9113908000	PARTS FOR WATCH BANDS, OF PRECIOUS METAL X		649
	CHINA,PEOPLE'S REP.(MAINLAND).....		251

TABLE 2 - IMPORTS INTO PUERTO RICO FROM FOREIGN COUNTRIES  
BY COMMODITY AND COUNTRY OF ORIGIN-FISCAL YEAR 2000

COMM-CODE	COMMODITY, COUNTRY AND UNIT OF QUANTITY	QUANTITY	VALUE-\$
	FRANCE.....		398
9114304000	CLOCK OR WATCH DIALS NOT EXCEEDING 50MM IN WIDTH NO	141	2,268
	SWITZERLAND.....	141	2,268
9114406000	PLATES AND BRIDGES FOR WATCHES X		686
	SWITZERLAND.....		686
9114904000	PARTS FOR WATCHES, NESOI X		5,035
	SWITZERLAND.....		5,035
9114905000	PARTS FOR CLOCKS, NESOI X		21,136
	JAPAN.....		6,736
	SPAIN.....		14,400
	MUSICAL INSTRUMENTS; PARTS AND ACCESSORIES OF SUCH ARTICLES..... TOTAL		2,224,979
9201100000	UPRIGHT PIANOS NO	93	79,210
	CHINA,PEOPLE'S REP.(MAINLAND).....	2	7,898
	INDONESIA.....	9	18,532
	REPUBLIC OF KOREA.....	82	52,780
9201200000	GRAND PIANOS NO	26	194,077
	CHINA,PEOPLE'S REP.(MAINLAND).....	2	11,200
	JAPAN.....	24	182,877
9201900000	PIANOS, NESOI NO	61	85,582
	INDONESIA.....	54	70,162
	JAPAN.....	7	15,420
9202100000	STRING MUSICAL INSTRUMENTS PLAYED WITH A BOW NO	271	33,946
	CHINA,PEOPLE'S REP.(MAINLAND).....	223	27,026
	REPUBLIC OF KOREA.....	48	6,920
9202902000	GUITARS NOT OVER \$100, EXCLD THE VALUE OF THE CASE NO	8,893	304,589
	ARGENTINA.....	184	10,100
	CHINA (TAIWAN).....	930	22,427
	CHINA,PEOPLE'S REP.(MAINLAND).....	1,546	32,839
	INDONESIA.....	1,011	42,178
	MEXICO.....	3,436	77,661
	REPUBLIC OF KOREA.....	215	13,116
	SPAIN.....	1,571	106,268
9202904000	GUITARS, NESOI NO	1,124	157,862
	ARGENTINA.....	28	3,552
	CHINA,PEOPLE'S REP.(MAINLAND).....	17	6,994
	REPUBLIC OF KOREA.....	638	79,897
	SPAIN.....	441	67,419
9202906000	STRING MUSICAL INSTRUMENTS, NESOI NO	168	9,252
	CHINA,PEOPLE'S REP.(MAINLAND).....	96	7,180
	INDIA.....	72	2,072
9204200000	MOUTH ORGANS DOZ	600	5,332
	CHINA,PEOPLE'S REP.(MAINLAND).....	600	5,332
9205100080	BRASS-WIND INSTRUMENTS VALUED OVER \$10 EACH NO	109	49,047
	CHINA (TAIWAN).....	60	18,487
	JAPAN.....	49	30,560
9205904020	CLARINETS NO	100	5,500
	CHINA,PEOPLE'S REP.(MAINLAND).....	100	5,500
9205904040	SAXOPHONES NO	218	84,369
	CHINA (TAIWAN).....	66	21,605
	CHINA,PEOPLE'S REP.(MAINLAND).....	100	18,733
	JAPAN.....	52	44,031
9205904060	FLUTES AND PICCOLOS (EXCEPT BAMBOO) NO	210	5,216
	CHINA (TAIWAN).....	200	2,736
	JAPAN.....	10	2,480
9205904080	WOODWIND INSTRUMENTS, NESOI NO	100	6,242
	CHINA,PEOPLE'S REP.(MAINLAND).....	100	6,242
9205906000	WIND INSTRUMENTS, NESOI NO	15,475	24,829
	ISRAEL.....	10,750	11,599
	JAPAN.....	4,725	13,230
9206002000	DRUMS NO	10,892	522,673
	CANADA.....	7	3,815
	CHINA (TAIWAN).....	7,100	184,244
	INDONESIA.....	218	35,738
	JAPAN.....	116	43,518
	THAILAND.....	3,433	251,508
	TRINIDAD @ TOBAGO.....	18	3,850

TABLE 2 - IMPORTS INTO PUERTO RICO FROM FOREIGN COUNTRIES  
BY COMMODITY AND COUNTRY OF ORIGIN-FISCAL YEAR 2000

COMM-CODE	COMMODITY, COUNTRY AND UNIT OF QUANTITY	QUANTITY	VALUE-\$
9206004000	CYMBALS NO	891	38,975
	CANADA.....	81	6,171
	CHINA (TAIWAN).....	48	6,656
	GERMANY.....	762	26,148
9206006000	SETS OF TUNED BELLS, AS CHIMES, PEALS OR CARILLIONS NO	10	12,000
	SPAIN.....	10	12,000
9206008000	PERCUSSION MUSICAL INSTRUMENTS, NESOI NO	113,536	139,249
	CHINA (TAIWAN).....	17,840	52,799
	GERMANY.....	734	26,764
	JAPAN.....	12	4,540
	MALAYSIA.....	37,450	7,174
	MEXICO.....	29,051	9,051
	PAKISTAN.....	26,850	28,350
	SPAIN.....	579	2,811
	THAILAND.....	1,020	7,760
9207100065	KEYBRD INST EXC ACCORDIONS W/ 1 KEYBRD UNDER \$100 NO	352	15,134
	HONG KONG.....	352	15,134
9207100075	KEYBRD INST EXC ACCORDIONS W/ 1 KEYBRD \$100 OR OV NO	119	62,402
	CHINA, PEOPLE'S REP. (MAINLAND).....	48	13,908
	INDONESIA.....	10	5,482
	JAPAN.....	56	36,886
	SINGAPORE.....	5	6,126
9207900040	FRETTE STRINGED INSTRUMENTS NO	554	62,728
	CHINA (TAIWAN).....	163	15,252
	CHINA, PEOPLE'S REP. (MAINLAND).....	24	7,614
	HONG KONG.....	152	7,363
	INDONESIA.....	192	23,848
	JAPAN.....	23	8,651
9207900080	MUSICAL INSTRUMENTS, ELECTRICALLY AMPLIFIED, NESOI NO	2	3,000
	CHINA (TAIWAN).....	2	3,000
9208100000	MUSIC BOXES NO	11,390	48,357
	CHINA, PEOPLE'S REP. (MAINLAND).....	6,128	27,203
	HONG KONG.....	5,262	21,154
9208900040	MUSICAL INST, NOT IN ANY OTHER HEADING OF CHAP. 92 NO	396	9,330
	MEXICO.....	396	9,330
9208900080	MOUTH-BLOWN SOUND SIGNALLING INSTRUMENTS, NESOI NO	3,900	10,075
	CHINA, PEOPLE'S REP. (MAINLAND).....	852	3,495
	HONG KONG.....	3,048	6,580
9209300000	MUSICAL INSTRUMENT STRINGS NO	221	11,692
	ARGENTINA.....	221	11,692
9209918000	PARTS AND ACCESSORIES FOR PIANOS, NESOI X		3,694
	GERMANY.....		3,694
9209922000	MUTES, INST STANDS & MUSIC HOLDERS OF HEADING 9202 X		6,641
	CHINA (TAIWAN).....		2,430
	JAPAN.....		4,211
9209928000	PTS & ACCESSORIES FOR INST OF HEADING 9202, NESOI X		48,006
	CHINA (TAIWAN).....		2,281
	GERMANY.....		8,460
	JAPAN.....		7,115
	MEXICO.....		27,912
	SRI LANKA.....		2,238
9209991000	MUTES, PEDALS, DAMPERS, SPURS FOR DRUMS PEDALS X		113,140
	CHINA (TAIWAN).....		63,117
	CHINA, PEOPLE'S REP. (MAINLAND).....		27,030
	INDONESIA.....		4,615
	THAILAND.....		18,378
9209998000	PARTS AND ACCESSORIES OF MUSICAL INST, NESOI X		72,830
	CHINA (TAIWAN).....		49,780
	GERMANY.....		3,846
	THAILAND.....		17,184
	VENEZUELA.....		2,020
	ARMS AND AMMUNITION; PARTS AND ACCESSORIES THEREOF..... TOTAL	3	15,652
	ARMS AND AMMUNITION; PARTS AND ACCESSORIES THEREOF..... TOTAL	3	15,652
9303200060	SHOTGUNS, NESOI NO	2	5,452

TABLE 2 - IMPORTS INTO PUERTO RICO FROM FOREIGN COUNTRIES  
BY COMMODITY AND COUNTRY OF ORIGIN-FISCAL YEAR 2000

COMM-CODE	COMMODITY, COUNTRY AND UNIT OF QUANTITY	QUANTITY	VALUE-\$
9303308025	ITALY.....	2	5,452
	CENTERFIRE RIFLES, NESOI NO	1	10,200
	ITALY.....	1	10,200
	MISCELLANEOUS MANUFACTURED ARTICLES..... TOTAL		146,988,796
	FURNITURE;BEDDING,MATTRESSES,MATTRESS SUPPORTS,CUSHIONS AND SIMILAR STUFFED FURNISHINGS;LAMPS AND LIGHTING FITTINGS, NOT ELSEWHERE SPECIFIED OR INCLUDED; ILLUMINATED SIGNS, ILLUMINATED NAME- PLATES AND THE LIKE,PREFABRICATED BUILDINGS..... TOTAL		93,394,534
9401104000	SEATS USED FOR AIRCRAFT LEATHER UPHOLSTERED NO	74	9,663
	ITALY.....	74	9,663
9401108000	SEATS OF A KIND USED FOR AIRCRAFT, NESOI NO	2	25,756
	UNITED KINGDOM OF GT BRITAIN.....	2	25,756
9401200010	CHILD SAFETY SEATS FOR MOTOR VEHICLES NO	1,893	132,820
	CHINA,PEOPLE'S REP.(MAINLAND).....	1,862	112,748
	ITALY.....	31	20,072
9401200090	SEATS (EXCEP CHILD SAFETY SEATS) FOR MTR VEHICLES NO	2	3,881
	GERMANY.....	2	3,881
9401304000	SWIVEL SEATS W/ HEIGHT ADJUSTMENT W/ WOODEN FRAME NO	454	121,657
	ITALY.....	10	3,167
	SPAIN.....	444	118,490
9401308010	HOUSEHLD SWIVEL SEATS W VARIABLE HGT ADJUST, NESOI NO	540	64,612
	CHINA,PEOPLE'S REP.(MAINLAND).....	156	3,556
	ITALY.....	222	43,100
	SPAIN.....	162	17,956
9401308030	SWIVEL SEATS WITH VARIABLE HEIGHT ADJUSTMENT, NESO NO	1,809	102,655
	CHINA (TAIWAN).....	800	27,760
	CHINA,PEOPLE'S REP.(MAINLAND).....	974	64,921
	MEXICO.....	4	4,904
	SPAIN.....	31	5,070
9401400000	SEATS EXC GARDEN SEATS/CAMPING EQUIP, CONVT TO BED NO	2,820	270,167
	ITALY.....	55	35,819
	MEXICO.....	2,765	234,348
9401500040	SEATS OF RATTAN NO	14,504	641,472
	CHINA,PEOPLE'S REP.(MAINLAND).....	1,200	7,500
	INDONESIA.....	10,314	421,833
	MALAYSIA.....	400	10,200
	PHILIPPINES.....	2,590	201,939
9401500080	SEATS OF CANE, OSIER, BAMBOO OR SIMLR MATR, NESOI NO	1,126	190,177
	DOMINICAN REPUBLIC.....	135	5,400
	HONDURAS.....	60	9,170
	INDONESIA.....	180	11,545
	PHILIPPINES.....	751	164,062
9401612010	HOUSEHLD SEAT WOODEN FRAMES, CHAIRS TEAK UPHOLSTER NO	5,138	99,132
	CHINA (TAIWAN).....	4,208	72,254
	CHINA,PEOPLE'S REP.(MAINLAND).....	680	12,240
	DENMARK.....	14	2,578
	MALAYSIA.....	150	7,500
	MEXICO.....	86	4,560
9401614010	HOUSEHLD SEAT W WOODEN FRAME, CHAIR UPHOLSTD NESOI NO	71,417	4,355,043
	ARGENTINA.....	32	2,558
	AUSTRIA.....	5	4,134
	BRAZIL.....	5,344	301,160
	CANADA.....	1,891	282,027
	CHINA (TAIWAN).....	5,848	182,003
	CHINA,PEOPLE'S REP.(MAINLAND).....	24,849	963,253
	COLOMBIA.....	12	5,580
	DENMARK.....	492	31,598
	DOMINICAN REPUBLIC.....	4,178	420,844
	GERMANY.....	11	6,392
	HONG KONG.....	762	21,874
	INDONESIA.....	1,324	46,649
	ITALY.....	17,872	1,453,984
	MALAYSIA.....	1,030	32,063



TABLE 2 - IMPORTS INTO PUERTO RICO FROM FOREIGN COUNTRIES  
BY COMMODITY AND COUNTRY OF ORIGIN-FISCAL YEAR 2000

COMM-CODE	COMMODITY, COUNTRY AND UNIT OF QUANTITY	QUANTITY	VALUE-\$
	MEXICO.....	2,505	250,844
	NETHERLANDS.....	20	3,073
	ROMANIA.....	1,626	37,041
	SPAIN.....	903	120,326
	SWEDEN.....	8	2,728
	THAILAND.....	2,415	108,056
	TURKEY.....	273	70,887
	UNITED KINGDOM OF GT BRITAIN.....	17	7,969
9401614030	SEATS WITH WOODEN FRAMES, CHAIR UPHOLSTERED, NESOI NO	4,300	232,046
	BRAZIL.....	938	27,638
	CHINA (TAIWAN).....	456	28,700
	CHINA,PEOPLE'S REP.(MAINLAND).....	1,870	70,080
	DOMINICAN REPUBLIC.....	12	2,025
	GUATEMALA.....	15	2,840
	INDONESIA.....	275	24,778
	ITALY.....	363	48,638
	MEXICO.....	8	2,084
	NICARAGUA.....	256	3,250
	SPAIN.....	107	22,013
9401616010	HOUSEHLD SEATS W WOODEN FRAMES, UPHOLSTERED, NESOI NO	48,256	4,277,348
	BRAZIL.....	4,926	359,336
	CANADA.....	18	3,358
	CHINA (TAIWAN).....	5,463	126,579
	CHINA,PEOPLE'S REP.(MAINLAND).....	10,788	321,131
	COSTA RICA.....	145	3,616
	DOMINICAN REPUBLIC.....	2,394	268,217
	HONG KONG.....	66	14,805
	INDONESIA.....	2,535	102,091
	ITALY.....	14,260	2,213,152
	MALAYSIA.....	3,179	77,542
	MEXICO.....	3,565	669,133
	NICARAGUA.....	213	5,532
	PHILIPPINES.....	376	46,776
	SINGAPORE.....	63	18,972
	SPAIN.....	265	47,108
9401616030	SEATS WITH WOODEN FRAMES, UPHOLSTERED, NESOI NO	3,443	351,449
	BRAZIL.....	761	22,019
	CHINA,PEOPLE'S REP.(MAINLAND).....	130	50,625
	DOMINICAN REPUBLIC.....	321	31,056
	INDONESIA.....	218	3,856
	ITALY.....	51	16,103
	MEXICO.....	1,810	198,555
	PHILIPPINES.....	152	29,235
9401692010	HSHLD SEAT W WOODEN FRAME, BENTWOOD, EXC UPHOLSTER NO	5,934	142,057
	BRAZIL.....	1,555	32,148
	CHINA (TAIWAN).....	2,960	68,099
	CHINA,PEOPLE'S REP.(MAINLAND).....	330	13,530
	DOMINICAN REPUBLIC.....	24	2,280
	HONG KONG.....	795	12,210
	ITALY.....	78	6,198
	MEXICO.....	192	7,592
9401692030	SEATS WITH WOODEN FRAMES, BENTWOOD, EXC UPHOLSTER NO	1,310	100,506
	CHINA (TAIWAN).....	334	13,026
	MEXICO.....	419	9,073
	PHILIPPINES.....	557	78,407
9401694010	HSHLD SEAT W WOODEN FRAME, CHAIR TEAK EXC UPHOLSTD NO	538	45,622
	CHINA,PEOPLE'S REP.(MAINLAND).....	192	4,022
	DENMARK.....	63	14,074
	ITALY.....	57	5,648
	THAILAND.....	226	21,878
9401696010	HSHLD SEAT W WOODEN FRAME FOR CHRS, EXC UPHL NESOI NO	50,744	1,357,370
	BRAZIL.....	3,134	61,527
	CANADA.....	8	2,256
	CHILE.....	112	5,120
	CHINA (TAIWAN).....	20,781	660,746
	CHINA,PEOPLE'S REP.(MAINLAND).....	9,663	215,024
	COSTA RICA.....	717	40,698
	HAITI.....	148	2,590
	HONG KONG.....	90	6,847

TABLE 2 - IMPORTS INTO PUERTO RICO FROM FOREIGN COUNTRIES  
BY COMMODITY AND COUNTRY OF ORIGIN-FISCAL YEAR 2000

COMM-CODE	COMMODITY, COUNTRY AND UNIT OF QUANTITY	QUANTITY	VALUE-\$
	INDONESIA.....	495	25,069
	ITALY.....	464	32,729
	MALAYSIA.....	9,454	160,939
	MEXICO.....	1,745	55,054
	NETHERLAND ANTIL. EXC ARUBA.....	1	4,412
	PHILIPPINES.....	10	2,130
	SLOVAK REPUBLIC(SLOVAKIA).....	1,200	30,500
	SPAIN.....	222	32,936
	THAILAND.....	2,500	18,793
9401696030	SEAT WITH WOODEN FRAMES FOR CHAIRS, EXC UPHL NESOI NO	5,804	132,975
	BRAZIL.....	1,480	16,280
	CHINA (TAIWAN).....	1,296	32,400
	CHINA,PEOPLE'S REP.(MAINLAND).....	1,700	35,795
	HONG KONG.....	1,038	32,209
	INDONESIA.....	131	9,723
	MEXICO.....	59	3,068
	PHILIPPINES.....	100	3,500
9401698010	HSHLD SEAT W WOODEN FRAME EXCPT UPHOLSTERED, NESOI NO	38,387	912,131
	BRAZIL.....	1,155	28,288
	CHINA (TAIWAN).....	440	14,150
	CHINA,PEOPLE'S REP.(MAINLAND).....	19,905	334,195
	COSTA RICA.....	2,126	41,190
	GERMANY.....	4	4,542
	HONG KONG.....	8,720	127,462
	INDONESIA.....	46	7,989
	ITALY.....	2,834	130,983
	MALAYSIA.....	858	22,606
	MEXICO.....	914	109,730
	NICARAGUA.....	310	3,790
	ROMANIA.....	294	10,433
	SPAIN.....	510	49,317
	THAILAND.....	200	10,608
	UNITED KINGDOM OF GT BRITAIN.....	12	14,799
	VENEZUELA.....	59	2,049
9401698030	SEATS WITH WOODEN FRAMES EXCEPT UPHOLSTERED, NESOI NO	6,703	161,559
	CHINA (TAIWAN).....	1,110	32,488
	CHINA,PEOPLE'S REP.(MAINLAND).....	390	9,618
	COSTA RICA.....	4,389	76,726
	ITALY.....	1	2,082
	MEXICO.....	167	5,045
	ROMANIA.....	162	5,670
	SPAIN.....	24	5,479
	THAILAND.....	460	24,451
9401710010	HOUSEHOLD SEATS WITH METAL FRAMES, UPHOLSTERED NO	17,091	606,786
	AUSTRIA.....	24	5,481
	BRAZIL.....	362	6,194
	CANADA.....	250	25,956
	CHINA (TAIWAN).....	3,966	85,199
	CHINA,PEOPLE'S REP.(MAINLAND).....	8,033	83,051
	DENMARK.....	226	7,692
	GERMANY.....	51	18,570
	HONG KONG.....	275	20,700
	ITALY.....	2,163	221,790
	NETHERLANDS.....	12	9,300
	PHILIPPINES.....	1,154	57,589
	SPAIN.....	518	58,389
	UNITED KINGDOM OF GT BRITAIN.....	57	6,875
9401710030	SEATS WITH METAL FRAMES, UPHOLSTERED NO	41,684	1,596,824
	CANADA.....	1,034	76,230
	CHINA (TAIWAN).....	23,122	800,445
	CHINA,PEOPLE'S REP.(MAINLAND).....	10,540	141,326
	GERMANY.....	320	4,216
	HONG KONG.....	2,711	61,931
	ITALY.....	3,404	432,666
	MEXICO.....	114	15,574
	NETHERLANDS.....	6	3,548
	PHILIPPINES.....	40	2,652
	SPAIN.....	393	58,236
9401790005	HSHLD OUTDOOR SEATS W MTL FRAME, W TEXT COVRD CUSH NO	1,430	36,894

TABLE 2 - IMPORTS INTO PUERTO RICO FROM FOREIGN COUNTRIES  
BY COMMODITY AND COUNTRY OF ORIGIN-FISCAL YEAR 2000

COMM-CODE	COMMODITY, COUNTRY AND UNIT OF QUANTITY	QUANTITY	VALUE-\$
	CHINA, PEOPLE'S REP. (MAINLAND).....	1,300	30,524
	ITALY.....	130	6,370
9401790015	OUTDOOR SEATS W MTL FRAME, W TEXT COVERED CUSHIONS NO	2,054	49,141
	CHINA, PEOPLE'S REP. (MAINLAND).....	1,802	25,305
	MEXICO.....	252	23,836
9401790025	HSHLD OUTDR SEAT W MTL FRAME, EXC OF TEXT CUSHION NO	21,013	357,976
	CHINA (TAIWAN).....	1,292	36,081
	CHINA, PEOPLE'S REP. (MAINLAND).....	16,380	179,538
	DOMINICAN REPUBLIC.....	722	33,600
	INDONESIA.....	504	11,867
	ITALY.....	540	8,289
	MEXICO.....	738	70,625
	THAILAND.....	768	11,581
	VENEZUELA.....	69	6,395
9401790035	OUTDOOR SEATS W METAL FRAMES, EXC OF TEXT CUSHIONS NO	14,246	209,712
	CHINA, PEOPLE'S REP. (MAINLAND).....	10,416	76,119
	ITALY.....	3,648	19,152
	MEXICO.....	126	16,632
	SPAIN.....	56	97,809
9401790045	HSHLD SEATS WITH METAL FRAMES, EXCEPT UPHOLSTERED NO	38,541	455,305
	CANADA.....	1,385	45,533
	CHINA (TAIWAN).....	2,032	44,800
	CHINA, PEOPLE'S REP. (MAINLAND).....	25,050	141,971
	DOMINICAN REPUBLIC.....	336	52,015
	HAITI.....	983	11,316
	HONG KONG.....	4,248	64,164
	ITALY.....	3,735	26,687
	MALAYSIA.....	32	4,287
	MEXICO.....	740	64,532
9401790050	SEATS WITH METAL FRAMES, EXCEPT UPHOLSTERED NO	43,356	1,006,011
	BRAZIL.....	29,136	519,861
	CANADA.....	468	48,868
	CHINA (TAIWAN).....	2,384	71,649
	CHINA, PEOPLE'S REP. (MAINLAND).....	1,610	25,706
	DOMINICAN REPUBLIC.....	595	11,923
	HAITI.....	581	13,315
	HONG KONG.....	1,730	14,221
	ITALY.....	2,942	60,975
	MALAYSIA.....	534	20,587
	MEXICO.....	2,233	46,791
	NETHERLANDS.....	2	2,654
	PHILIPPINES.....	524	107,780
	SPAIN.....	617	61,681
9401802010	HSHLD SEATS OF REINFORCED OR LAMINATED PLASTICS NO	81,669	143,010
	CHINA (TAIWAN).....	204	12,750
	CHINA, PEOPLE'S REP. (MAINLAND).....	554	18,264
	HONG KONG.....	69,030	17,920
	INDIA.....	4,356	21,337
	ITALY.....	145	20,942
	MEXICO.....	7,380	51,797
9401802030	SEATS OF REINFORCED OR LAMINATED PLASTICS NO	2,641	44,811
	MEXICO.....	500	5,250
	SPAIN.....	836	2,823
	UNITED KINGDOM OF GT BRITAIN.....	1,305	36,738
9401804025	HSHLD OUTDR SEAT OF RUB/PLTS, NT TEXT COV SEAT MTL NO	84,886	264,356
	CHINA (TAIWAN).....	204	12,240
	CHINA, PEOPLE'S REP. (MAINLAND).....	38,706	57,837
	COSTA RICA.....	500	64,250
	ITALY.....	600	5,190
	MEXICO.....	23,360	64,254
	PANAMA.....	19,304	51,613
	SPAIN.....	2,212	8,972
9401804035	OUTDOOR SEATS OF RUBB/PLTS, NOT TEXT COVER SEAT MT NO	10,677	119,547
	COSTA RICA.....	879	37,055
	ITALY.....	9,798	82,492
9401804045	SEATS OF RUBBER OR PLASTICS, NESOI NO	20,978	117,506
	CANADA.....	600	45,000
	CHINA, PEOPLE'S REP. (MAINLAND).....	500	2,950
	ISRAEL.....	13,488	12,614

TABLE 2 - IMPORTS INTO PUERTO RICO FROM FOREIGN COUNTRIES  
BY COMMODITY AND COUNTRY OF ORIGIN-FISCAL YEAR 2000

COMM-CODE	COMMODITY, COUNTRY AND UNIT OF QUANTITY	QUANTITY	VALUE-\$
9401806010	ITALY.....	850	16,010
	PANAMA.....	1,900	5,075
	SPAIN.....	3,640	35,857
	HOUSEHOLD SEATS, NESOI NO	5,936	100,436
	BRAZIL.....	20	6,191
	CHINA (TAIWAN).....	180	8,430
	CHINA, PEOPLE'S REP. (MAINLAND).....	5,462	61,077
9401806030	GERMANY.....	34	14,010
	PHILIPPINES.....	240	10,728
	SEATS, NESOI NO	1,802	141,989
	CANADA.....	422	67,040
	CHINA (TAIWAN).....	1,237	18,267
	COSTA RICA.....	92	28,754
	SPAIN.....	51	27,928
9401901080	SEAT PARTS OF A KIND USED FOR MOTOR VEHICLES, NESOI X		155,599
	AUSTRIA.....		2,704
	JAPAN.....		143,635
	VENEZUELA.....		9,260
9401903500	SEAT PARTS OF RUBBER OR PLASTICS X		3,062
	SWEDEN.....		3,062
9401904000	SEAT PARTS OF WOOD X		67,960
	BRAZIL.....		20,514
	CHINA (TAIWAN).....		44,332
	ITALY.....		3,114
9401905000	SEAT PARTS, NESOI X		19,383
	ITALY.....		19,383
9402100000	DENTISTS', BARBERS OR SIMILAR CHAIRS AND PARTS X		22,957
	BRAZIL.....		5,373
	ITALY.....		14,589
	PERU.....		2,995
9402900010	HOSPITAL FURNITURE X		448,739
	CANADA.....		423,211
	CHINA (TAIWAN).....		19,760
	UNITED KINGDOM OF GT BRITAIN.....		5,768
9402900020	MEDICAL SURGICAL DENTAL/VETERINARY FURNITURE, NESOI X		96,223
	BRAZIL.....		2,648
	CANADA.....		44,060
	CHINA (TAIWAN).....		42,256
9403100020	COLOMBIA.....		7,259
	METAL FILING CABINETS OF A KIND USED IN OFFICES X		359,661
	CHINA (TAIWAN).....		22,376
	CHINA, PEOPLE'S REP. (MAINLAND).....		2,712
	COLOMBIA.....		2,029
	HONG KONG.....		10,181
	ITALY.....		9,030
	PANAMA.....		274,533
	SPAIN.....		38,800
	METAL FURNITURE OF A KIND USED IN OFFICE, NESOI X		936,957
9403100040	CANADA.....		256,293
	CHINA (TAIWAN).....		72,893
	CHINA, PEOPLE'S REP. (MAINLAND).....		46,118
	FRANCE.....		46,811
	HONG KONG.....		25,247
	ITALY.....		18,826
	REPUBLIC OF KOREA.....		41,774
	SPAIN.....		263,307
	SWITZERLAND.....		6,505
	THAILAND.....		22,350
9403200010	VENEZUELA.....		136,833
	HOUSEHOLD METAL FURNITURE X		8,061,160
	ARGENTINA.....		14,880
	BELGIUM.....		11,510
	BRAZIL.....		158,354
	CANADA.....		104,255
	CHILE.....		2,022
	CHINA (TAIWAN).....		2,338,125
	CHINA, PEOPLE'S REP. (MAINLAND).....		3,059,807
	COLOMBIA.....		2,441
	COSTA RICA.....		58,980

TABLE 2 - IMPORTS INTO PUERTO RICO FROM FOREIGN COUNTRIES  
BY COMMODITY AND COUNTRY OF ORIGIN-FISCAL YEAR 2000

COMM-CODE	COMMODITY, COUNTRY AND UNIT OF QUANTITY	QUANTITY	VALUE-\$
	DENMARK.....		24,436
	DOMINICAN REPUBLIC.....		31,709
	EL SALVADOR.....		4,500
	HONG KONG.....		207,531
	ITALY.....		317,223
	MALAYSIA.....		74,015
	MEXICO.....		1,016,068
	NETHERLANDS.....		3,262
	PANAMA.....		16,090
	PHILIPPINES.....		123,130
	PORTUGAL.....		152,334
	SPAIN.....		328,350
	THAILAND.....		2,573
	VENEZUELA.....		9,565
9403200020	COUNTERS,LOCKERS,RACKS,DISPLAY CASES,ETC OF METAL X		3,188,789
	ARGENTINA.....		3,670
	BRAZIL.....		50,503
	CANADA.....		332,722
	CHINA (TAIWAN).....		501,042
	CHINA,PEOPLE'S REP.(MAINLAND).....		346,810
	COLOMBIA.....		37,207
	DENMARK.....		174,394
	FRANCE.....		39,916
	GERMANY.....		124,381
	HONG KONG.....		48,683
	ITALY.....		116,997
	MALAYSIA.....		6,300
	MEXICO.....		179,907
	SPAIN.....		373,633
	SWEDEN.....		58,512
	THAILAND.....		20,300
	UNITED KINGDOM OF GT BRITAIN.....		24,709
	VENEZUELA.....		749,103
9403200030	METAL FURNITURE, NESOI X		1,269,578
	AUSTRIA.....		7,144
	BELGIUM.....		5,997
	BRAZIL.....		34,047
	CANADA.....		117,445
	CHILE.....		3,968
	CHINA (TAIWAN).....		109,618
	CHINA,PEOPLE'S REP.(MAINLAND).....		300,966
	COLOMBIA.....		11,897
	DOMINICAN REPUBLIC.....		5,870
	ECUADOR.....		42,927
	GERMANY.....		47,418
	HONG KONG.....		38,733
	ITALY.....		46,807
	MEXICO.....		194,685
	PHILIPPINES.....		105,966
	SPAIN.....		111,909
	SWEDEN.....		39,481
	THAILAND.....		44,700
9403308000	WOODEN FURNITURE USED IN OFFICES, NESOI X		2,534,655
	BELGIUM.....		54,500
	BRAZIL.....		1,606,381
	CANADA.....		197,333
	CHINA (TAIWAN).....		134,872
	COLOMBIA.....		6,568
	DENMARK.....		18,273
	FRANCE.....		77,284
	ITALY.....		88,572
	MALAYSIA.....		50,683
	MEXICO.....		44,286
	NORWAY.....		33,193
	SPAIN.....		222,710
9403404000	BENT-WOOD FURNITURE OF A KIND USED IN THE KITCHEN X		3,985
	ITALY.....		3,985
9403409040	WOODEN DINING TABLES OF A KIND USED IN THE KITCHEN NO	7,806	547,506
	BRAZIL.....	1,226	120,727

TABLE 2 - IMPORTS INTO PUERTO RICO FROM FOREIGN COUNTRIES  
BY COMMODITY AND COUNTRY OF ORIGIN-FISCAL YEAR 2000

COMM-CODE	COMMODITY, COUNTRY AND UNIT OF QUANTITY	QUANTITY	VALUE-\$
	CANADA.....	80	31,700
	CHINA (TAIWAN).....	1,714	108,841
	CHINA,PEOPLE'S REP.(MAINLAND).....	2,994	194,912
	DENMARK.....	84	2,890
	GERMANY.....	2	4,142
	INDONESIA.....	74	7,666
	ITALY.....	38	12,539
	MALAYSIA.....	1,136	40,238
	MEXICO.....	437	17,302
	SPAIN.....	1	2,347
	THAILAND.....	20	4,202
9403409060	CABINETS DESIGNED FOR PERMANENT INSTALLATION X		1,941,874
	CANADA.....		77,258
	CHINA (TAIWAN).....		52,105
	CHINA,PEOPLE'S REP.(MAINLAND).....		171,171
	DENMARK.....		4,208
	DOMINICAN REPUBLIC.....		457,371
	INDONESIA.....		7,243
	ITALY.....		194,643
	MEXICO.....		60,753
	PANAMA.....		3,480
	PORTUGAL.....		23,682
	SPAIN.....		889,960
9403409080	WOODEN FURNITURE OF USED IN THE KITCHEN, NESOI X		535,772
	BRAZIL.....		14,960
	CHINA (TAIWAN).....		3,764
	CHINA,PEOPLE'S REP.(MAINLAND).....		146,762
	DOMINICAN REPUBLIC.....		120,990
	FRANCE.....		46,030
	INDONESIA.....		14,753
	ITALY.....		39,925
	MEXICO.....		3,216
	SPAIN.....		145,372
9403504000	BENT-WOOD FURNITURE OF A KIND USED IN THE BEDROOM X		150,041
	ARGENTINA.....		4,334
	BRAZIL.....		105,839
	ITALY.....		2,494
	MEXICO.....		37,374
9403506000	WOODEN FURNITURE, BEDROOM USE, FOR MOTOR VEHICLES X		19,750
	BRAZIL.....		19,750
9403509040	WOODEN BEDS OF A KIND USE IN THE BEDROOM NO	55,844	5,310,882
	BELGIUM.....	323	19,671
	BRAZIL.....	12,351	940,311
	CANADA.....	20	7,017
	CHILE.....	284	88,215
	CHINA (TAIWAN).....	3,350	104,493
	CHINA,PEOPLE'S REP.(MAINLAND).....	12,910	1,265,977
	COLOMBIA.....	2	3,800
	DENMARK.....	214	21,548
	GERMANY.....	3	3,496
	HONDURAS.....	1,071	162,294
	HONG KONG.....	1,052	32,762
	INDONESIA.....	3,332	298,412
	ITALY.....	11,782	1,428,830
	MALAYSIA.....	7,136	659,582
	MEXICO.....	1,624	179,062
	PHILIPPINES.....	54	29,050
	SPAIN.....	24	9,815
	THAILAND.....	287	50,858
	VENEZUELA.....	25	5,689
9403509080	WOODEN FURNITURE OF A KIND USED IN THE BEDROOM, NE X		8,099,795
	BELGIUM.....		40,550
	BRAZIL.....		1,112,253
	CANADA.....		181,707
	CHILE.....		128,979
	CHINA (TAIWAN).....		192,203
	CHINA,PEOPLE'S REP.(MAINLAND).....		1,117,210
	COLOMBIA.....		16,100
	COSTA RICA.....		5,280

TABLE 2 - IMPORTS INTO PUERTO RICO FROM FOREIGN COUNTRIES  
BY COMMODITY AND COUNTRY OF ORIGIN-FISCAL YEAR 2000

COMM-CODE	COMMODITY, COUNTRY AND UNIT OF QUANTITY	QUANTITY	VALUE-\$
	DENMARK.....		111,455
	HONDURAS.....		8,680
	HONG KONG.....		50,786
	INDONESIA.....		764,734
	ITALY.....		1,899,796
	MALAYSIA.....		185,949
	MEXICO.....		794,843
	PHILIPPINES.....		274,543
	REP. OF SOUTH AFRICA.....		50,061
	SPAIN.....		49,350
	THAILAND.....		49,071
	UNITED KINGDOM OF GT BRITAIN.....		1,066,245
9403604000	BENT-WOOD FURNITURE, NESOI.....X		68,696
	BRAZIL.....		28,746
	CANADA.....		16,723
	MEXICO.....		23,227
9403608040	WOODEN DINING TABLES FURNITURE, NESOI.....NO	38,064	2,074,517
	BRAZIL.....	1,859	169,909
	CANADA.....	218	7,488
	CHINA (TAIWAN).....	12,763	530,333
	CHINA, PEOPLE'S REP.(MAINLAND).....	15,925	709,553
	COLOMBIA.....	1	4,560
	DENMARK.....	144	2,035
	DOMINICAN REPUBLIC.....	2	4,735
	HONG KONG.....	2,635	48,534
	INDONESIA.....	168	12,467
	ITALY.....	983	229,512
	MALAYSIA.....	2,622	213,924
	MEXICO.....	256	58,433
	PANAMA.....	20	4,000
	PHILIPPINES.....	372	57,379
	SPAIN.....	96	21,655
9403608080	WOODEN FURNITURE, NESOI.....X		20,632,234
	ARGENTINA.....		48,277
	BELGIUM.....		24,896
	BRAZIL.....		2,195,377
	CANADA.....		232,330
	CHILE.....		29,135
	CHINA (TAIWAN).....		1,884,642
	CHINA, PEOPLE'S REP.(MAINLAND).....		5,540,899
	COLOMBIA.....		79,916
	COSTA RICA.....		342,898
	DENMARK.....		528,307
	DOMINICAN REPUBLIC.....		646,629
	ECUADOR.....		11,141
	EGYPT.....		15,731
	EL SALVADOR.....		5,680
	FRANCE.....		102,427
	GERMANY.....		97,657
	GUATEMALA.....		9,641
	HONDURAS.....		14,580
	HONG KONG.....		126,996
	INDIA.....		7,849
	INDONESIA.....		543,246
	ITALY.....		2,381,097
	MALAYSIA.....		1,835,298
	MEXICO.....		1,741,045
	NETHERLANDS.....		20,636
	NICARAGUA.....		17,425
	PANAMA.....		23,740
	PERU.....		51,232
	PHILIPPINES.....		260,897
	PORTUGAL.....		135,506
	SINGAPORE.....		3,867
	SOMALIA.....		11,895
	SPAIN.....		1,146,853
	SYRIA.....		3,000
	THAILAND.....		427,484
	TURKEY.....		10,881

TABLE 2 - IMPORTS INTO PUERTO RICO FROM FOREIGN COUNTRIES  
BY COMMODITY AND COUNTRY OF ORIGIN-FISCAL YEAR 2000

COMM-CODE	COMMODITY, COUNTRY AND UNIT OF QUANTITY	QUANTITY	VALUE-\$
	UNITED KINGDOM OF GT BRITAIN.....		57,638
	VENEZUELA.....		15,486
9403704010	HOUSEHLD FURNITURE OF REINFORCED/LAMINATED PLASTIC X		468,748
	BRAZIL.....		36,471
	CANADA.....		214,017
	CHINA,PEOPLE'S REP.(MAINLAND).....		16,824
	COSTA RICA.....		64,251
	MEXICO.....		137,185
9403704020	OFFICE FURNITURE OF REINFORCED/LAMINATED PLASTICS X		41,232
	BRAZIL.....		35,808
	CANADA.....		5,424
9403704030	FURNITURE OF REINFORCED/LAMINATED PLASTICS, NESOI X		248,559
	BRAZIL.....		2,731
	CANADA.....		156,800
	SPAIN.....		4,140
	SWEDEN.....		84,888
9403708010	HOUSEHOLD FURNITURE OF PLASTICS, NESOI X		592,906
	BRAZIL.....		148,401
	CANADA.....		20,067
	CHINA,PEOPLE'S REP.(MAINLAND).....		156,196
	COLOMBIA.....		39,738
	DOMINICAN REPUBLIC.....		23,347
	ITALY.....		51,517
	MEXICO.....		54,575
	SPAIN.....		9,052
	THAILAND.....		72,109
	VENEZUELA.....		17,904
9403708030	FURNITURE OF PLASTICS, NESOI X		127,116
	CHINA (TAIWAN).....		4,739
	CHINA,PEOPLE'S REP.(MAINLAND).....		20,613
	COSTA RICA.....		16,000
	ITALY.....		8,164
	MEXICO.....		68,781
	PANAMA.....		2,574
	UNITED KINGDOM OF GT BRITAIN.....		6,245
9403803010	HOUSEHOLD FURNITURE OF RATTAN X		1,980,229
	CHINA (TAIWAN).....		11,971
	CHINA,PEOPLE'S REP.(MAINLAND).....		350,226
	DOMINICAN REPUBLIC.....		25,054
	INDONESIA.....		893,748
	MALAYSIA.....		8,360
	PHILIPPINES.....		603,730
	SPAIN.....		39,049
	TURKEY.....		48,091
9403803020	FURNITURE OF RATTAN, NESOI X		264,578
	INDONESIA.....		2,074
	PHILIPPINES.....		262,504
9403803030	HSHLD FURNITURE OF CANE, BAMBOO/SIMLR MATRL, NESOI X		195,481
	CHINA,PEOPLE'S REP.(MAINLAND).....		130,672
	DOMINICAN REPUBLIC.....		7,862
	EL SALVADOR.....		2,560
	HONDURAS.....		11,986
	ITALY.....		2,061
	MALAYSIA.....		35,175
	PHILIPPINES.....		5,165
9403803090	FURNITURE OF CANE, BAMBOO OR SIMLR MATERIAL, NESOI X		48,711
	CHINA,PEOPLE'S REP.(MAINLAND).....		9,314
	INDONESIA.....		16,879
	PHILIPPINES.....		22,518
9403806040	HOUSEHOLD FURNITURE OF OTHER MATERIALS, NESOI X		700,557
	CHINA (TAIWAN).....		43,334
	CHINA,PEOPLE'S REP.(MAINLAND).....		197,874
	COLOMBIA.....		5,650
	DOMINICAN REPUBLIC.....		29,668
	HONDURAS.....		16,905
	HONG KONG.....		9,352
	INDONESIA.....		89,070
	ITALY.....		86,751
	MALAYSIA.....		32,785



TABLE 2 - IMPORTS INTO PUERTO RICO FROM FOREIGN COUNTRIES  
BY COMMODITY AND COUNTRY OF ORIGIN-FISCAL YEAR 2000

COMM-CODE	COMMODITY, COUNTRY AND UNIT OF QUANTITY	QUANTITY	VALUE-\$
	MEXICO.....		37,722
	PHILIPPINES.....		39,572
	SPAIN.....		104,588
	THAILAND.....		7,286
9403806080	FURNITURE OF OTHER MATERIALS, NESOI X		286,076
	BRAZIL.....		15,337
	CANADA.....		2,715
	CHINA,PEOPLE'S REP.(MAINLAND).....		184,370
	ITALY.....		3,978
	MEXICO.....		37,071
	SPAIN.....		42,605
9403901040	PARTS OF FURNITURE USE FOR MOTOR VEHICLES OF METAL X		46,417
	ITALY.....		46,417
9403902580	FURNITURE PARTS OF CANE OR SIMILAR MATERIAL, NESOI X		11,200
	PHILIPPINES.....		11,200
9403904000	FURNITURE PARTS OF REINFORCED/LAMINATED PLASTICS X		3,251
	SPAIN.....		3,251
9403905000	FURNITURE PARTS OF RUBBER OR PLASTICS, NESOI X		5,815
	CHINA (TAIWAN).....		3,784
	FRANCE.....		2,031
9403906000	FURNITURE PARTS OF TEXTILE MATERIAL, EXCEPT COTTON X		2,880
	DOMINICAN REPUBLIC.....		2,880
9403907000	FURNITURE PARTS OF WOOD X		891,478
	BRAZIL.....		47,218
	CANADA.....		153,187
	CHINA,PEOPLE'S REP.(MAINLAND).....		101,934
	COLOMBIA.....		26,952
	DENMARK.....		28,887
	INDONESIA.....		36,482
	ITALY.....		484,676
	MEXICO.....		12,142
9403908040	FURNITURE PARTS OF METAL, NESOI X		366,580
	CANADA.....		137,382
	CHINA,PEOPLE'S REP.(MAINLAND).....		85,739
	DENMARK.....		4,200
	DOMINICAN REPUBLIC.....		2,960
	ECUADOR.....		11,307
	GERMANY.....		2,032
	HONG KONG.....		17,414
	ITALY.....		41,405
	MEXICO.....		16,993
	SPAIN.....		47,148
9403908080	FURNITURE PARTS, NESOI X		186,769
	CANADA.....		33,546
	CHINA (TAIWAN).....		28,828
	CHINA,PEOPLE'S REP.(MAINLAND).....		24,625
	DENMARK.....		4,909
	INDIA.....		7,893
	ITALY.....		79,316
	SPAIN.....		7,652
9404100000	MATTRESS SUPPORTS NO	46	3,676
	ITALY.....	46	3,676
9404210000	MATTRESS OF CELLULAR RUBBER OR PLASTICS NO	322	18,685
	CANADA.....	70	3,203
	CHINA,PEOPLE'S REP.(MAINLAND).....	108	3,350
	DENMARK.....	40	3,900
	DOMINICAN REPUBLIC.....	104	8,232
9404291000	MATTRESS OF COTTON NO	40	7,040
	CANADA.....	40	7,040
9404299010	UNCOVERED INNERSPRING UNITS NO	31,511	484,415
	DOMINICAN REPUBLIC.....	31,511	484,415
9404299090	MATTRESS OF OTHER MATERIAL, NESOI NO	19,997	922,539
	CHINA,PEOPLE'S REP.(MAINLAND).....	327	10,301
	DENMARK.....	96	4,272
	DOMINICAN REPUBLIC.....	18,666	876,096
	MEXICO.....	908	31,870
9404901000	PILLOWS, CUSHIONS AND SIMILAR FURNISHING OF COTTON NO	1,829	8,280
	INDIA.....	1,140	2,047
	INDONESIA.....	520	955

TABLE 2 - IMPORTS INTO PUERTO RICO FROM FOREIGN COUNTRIES  
BY COMMODITY AND COUNTRY OF ORIGIN-FISCAL YEAR 2000

COMM-CODE	COMMODITY, COUNTRY AND UNIT OF QUANTITY	QUANTITY	VALUE-\$
	ITALY.....	20	603
	MOROCCO.....	11	645
	SPAIN.....	24	611
	TURKEY.....	107	1,100
	UNITED KINGDOM OF GT BRITAIN.....	7	2,319
9404902000	PILLOWS, CUSHIONS AND SIMILAR FURNISHING, NESOI X		59,457
	CHINA (TAIWAN).....		1,543
	CHINA,PEOPLE'S REP.(MAINLAND).....		12,969
	COLOMBIA.....		2,161
	DENMARK.....		1,120
	DOMINICAN REPUBLIC.....		26,316
	GERMANY.....		780
	HONG KONG.....		6,205
	INDIA.....		864
	ITALY.....		5,231
	SWEDEN.....		271
	TURKEY.....		1,191
	UNITED KINGDOM OF GT BRITAIN.....		806
9404908020	QUILTS, EIDERDOWNS, COMFORTERS, & SIMILAR ARTICLES NO	4,266	31,978
	PAKISTAN.....	4,266	31,978
9404908505	QUILTS,EIDERDOWNS & COMFORTRS,OUTR SHELL OF COTTON NO	339	3,729
	MEXICO.....	339	3,729
9404908522	QUILTS,EIDERDOWNS,COMFORTR,OTR SHELL MAN-MADE FIBR NO	10,086	92,566
	PAKISTAN.....	10,086	92,566
9404909522	QUILTS,EIDER DOWNS,COMFORTR,OTR SHELL MMF NO	4,978	6,503
	PAKISTAN.....	4,978	6,503
9405104010	HOUSEHOLD CHANDELIER & ELEC CEILING/WALL LGT BRASS NO	6,382	68,038
	AUSTRIA.....	33	32,080
	CHINA,PEOPLE'S REP.(MAINLAND).....	6,164	14,988
	DOMINICAN REPUBLIC.....	7	5,460
	SPAIN.....	178	15,510
9405104020	CHANDELIER & ELEC CEILING/WALL LGT BRASS EXC HSHLD NO	38	6,325
	FRANCE.....	1	2,023
	MEXICO.....	37	4,302
9405106010	HOUSEHLD CHANDELIER&ELEC CEILING LGT BASE MT,NESOI NO	14,282	189,252
	CHINA,PEOPLE'S REP.(MAINLAND).....	14,069	135,301
	ITALY.....	4	8,371
	MEXICO.....	20	5,840
	SPAIN.....	189	39,740
9405106020	CHANDELIER, CEILING LGT BASE MT,EXC HSHLD, NESOI NO	1,672	61,759
	CHINA (TAIWAN).....	453	34,858
	CHINA,PEOPLE'S REP.(MAINLAND).....	1,190	13,940
	ITALY.....	7	2,540
	SPAIN.....	22	10,421
9405108010	HOUSEHLD CHANDELIER & ELEC CEILING LIGHTING, NESOI NO	17,770	188,631
	CHINA,PEOPLE'S REP.(MAINLAND).....	17,427	152,909
	FRANCE.....	3	7,487
	ITALY.....	324	25,602
	SPAIN.....	16	2,633
9405108020	CHANDELIER & ELEC CEILING LGT EX BASS MT, NT HSHLD NO	22,039	188,618
	CHINA,PEOPLE'S REP.(MAINLAND).....	21,937	161,890
	DOMINICAN REPUBLIC.....	18	7,485
	NETHERLANDS.....	80	15,660
	SPAIN.....	4	3,583
9405204010	HOUSEHLD ELEC TABLE, DESK, BEDSIDE/FLOORSTAND,BRAS NO	859	37,136
	ITALY.....	10	5,459
	SPAIN.....	849	31,677
9405204020	ELEC TABLE, DESK, BEDSIDE/FLOORSTD, BRAS, EX HSHLD NO	1,111	40,971
	CHINA,PEOPLE'S REP.(MAINLAND).....	672	22,259
	ITALY.....	7	3,759
	MEXICO.....	432	14,953
9405206010	HOUSEHOLD ELEC TABLE, DESK, BEDSIDE ETC BASE METAL NO	65,159	151,015
	CHINA,PEOPLE'S REP.(MAINLAND).....	7,879	101,972
	HONG KONG.....	3,521	24,816
	ITALY.....	20	2,240
	MEXICO.....	49	4,280
	SPAIN.....	53,690	17,707
9405206020	ELEC TBLE, DESK, BEDSIDE BASE METAL, EXC HSHOLD NO	1,200	4,680
	SPAIN.....	1,200	4,680

TABLE 2 - IMPORTS INTO PUERTO RICO FROM FOREIGN COUNTRIES  
BY COMMODITY AND COUNTRY OF ORIGIN-FISCAL YEAR 2000

COMM-CODE	COMMODITY, COUNTRY AND UNIT OF QUANTITY	QUANTITY	VALUE-\$
9405208010	HOUSEHOLD ELECTRIC TABLE, DESK, BEDSIDE, NESOI NO	36,682	263,738
	CHINA (TAIWAN).....	4,680	22,644
	CHINA, PEOPLE'S REP.(MAINLAND).....	26,788	168,715
	HONDURAS.....	37	2,541
	HONG KONG.....	4,980	55,840
	ITALY.....	34	3,852
	MEXICO.....	89	7,360
	SPAIN.....	74	2,786
9405208020	ELECTRIC TABLE, DESK, BEDSIDE, EXC HSHLD NO	10,490	88,876
	CHINA, PEOPLE'S REP.(MAINLAND).....	10,320	52,326
	PHILIPPINES.....	170	36,550
9405300010	MINATURE LIGHTING SETS FOR CHRISTMAS TREES NO	130,172	304,259
	CHINA, PEOPLE'S REP.(MAINLAND).....	130,172	304,259
9405300040	LIGHTING SETS FOR CHRISTMAS TREES NESOI NO	1,116,200	2,191,969
	CANADA.....	32	4,657
	CHINA (TAIWAN).....	67,840	169,493
	CHINA, PEOPLE'S REP.(MAINLAND).....	1,019,232	1,954,143
	HONG KONG.....	28,496	61,462
	THAILAND.....	600	2,214
9405404000	ELECTRIC LAMPS AND LIGHTING FITTINGS OF BRASS NO	133	5,073
	ITALY.....	124	3,007
	SPAIN.....	9	2,066
9405406000	ELECTRIC LAMPS & LIGHTING BASE METAL, NESOI NO	15,383	1,447,758
	CANADA.....	3,974	347,456
	CHINA (TAIWAN).....	50	4,600
	CHINA, PEOPLE'S REP.(MAINLAND).....	7,672	136,559
	DOMINICAN REPUBLIC.....	8	2,839
	FRANCE.....	100	6,860
	ITALY.....	55	20,065
	JAPAN.....	59	5,859
	MEXICO.....	189	40,148
	SPAIN.....	3,276	883,372
9405408000	ELECTRIC LAMPS AND LIGHTING FITTINGS, NESOI NO	578,316	1,821,893
	CANADA.....	900	19,085
	CHINA (TAIWAN).....	67,383	181,901
	CHINA, PEOPLE'S REP.(MAINLAND).....	487,431	1,154,775
	HONG KONG.....	19,480	30,862
	ITALY.....	188	9,214
	MEXICO.....	245	4,182
	SPAIN.....	2,689	421,874
9405502000	NON-ELECTRIC LAMPS TO BE USE WITH PROPANE/OTH GAS NO	138,052	548,971
	CHINA, PEOPLE'S REP.(MAINLAND).....	135,112	525,413
	HONG KONG.....	2,940	23,558
9405503000	NON-ELECTRIC LAMPS AND LIGHTING FITTINGS OF BRASS NO	36,012	48,555
	CHINA, PEOPLE'S REP.(MAINLAND).....	17,520	39,579
	HONG KONG.....	18,492	8,976
9405504000	NON-ELECTRIC LAMPS & LIGHTING FITTINGS, NESOI NO	513,396	765,744
	CHINA, PEOPLE'S REP.(MAINLAND).....	510,671	678,477
	FRANCE.....	26	13,418
	HONG KONG.....	1	7,072
	MEXICO.....	866	18,745
	SPAIN.....	1,435	35,937
	SWEDEN.....	397	12,095
9405602000	ILLUMINATED SIGNS, ILLUMINATED NAMEPLATES OF BRASS NO	12	9,859
	CANADA.....	12	9,859
9405604000	ILLUMINATED SIGNS, ILLUMINATED NAMEPLATE EXC BRASS NO	149	121,792
	CANADA.....	144	98,437
	ITALY.....	1	2,553
	NETHERLANDS.....	3	3,802
	PANAMA.....	1	17,000
9405606000	ILLUMINATED SIGNS, ILLUMINATED NAMEPLATES, NESOI NO	18,812	559,652
	CANADA.....	2,078	70,338
	CHINA (TAIWAN).....	2,000	2,940
	DENMARK.....	1	2,610
	FRANCE.....	80	5,382
	ITALY.....	50	4,350
	MEXICO.....	190	25,740
	NETHERLANDS.....	675	66,883
	PANAMA.....	6	11,000

TABLE 2 - IMPORTS INTO PUERTO RICO FROM FOREIGN COUNTRIES  
BY COMMODITY AND COUNTRY OF ORIGIN-FISCAL YEAR 2000

COMM-CODE	COMMODITY, COUNTRY AND UNIT OF QUANTITY	QUANTITY	VALUE-\$
	PERU.....	9,002	23,881
	SPAIN.....	2,076	247,804
	TRINIDAD @ TOBAGO.....	2,427	14,385
	UNITED KINGDOM OF GT BRITAIN.....	227	84,339
9405913000	PARTS OF GLOBES AND SHADES EXCEPT OF LEAD CRYSTAL X		25,229
	ITALY.....		3,267
	MEXICO.....		21,962
9405914000	CHIMNEYS PARTS OF GLASS DOZ	3,000	7,970
	CHINA,PEOPLE'S REP.(MAINLAND).....	3,000	7,970
9405916040	LAMPS PARTS PRISMS & OTHER GLASS ARTICLES X		13,784
	SPAIN.....		13,784
9405920000	LAMPS PARTS OF PLASTICS X		5,211
	SPAIN.....		5,211
9405992000	LAMPS PARTS OF BRASS X		37,035
	CHINA,PEOPLE'S REP.(MAINLAND).....		18,149
	SPAIN.....		18,886
9405994000	LAMPS PARTS EXCEPT OF BRASS, NESOI X		121,843
	CANADA.....		5,988
	CHINA,PEOPLE'S REP.(MAINLAND).....		2,848
	ITALY.....		32,254
	PHILIPPINES.....		5,150
	SPAIN.....		20,099
	TRINIDAD @ TOBAGO.....		28,945
	UNITED KINGDOM OF GT BRITAIN.....		26,559
9406008030	PREFABRICATED BUILDINGS OF METAL NO	156	244,377
	CANADA.....	141	230,668
	MEXICO.....	2	7,895
	UNITED KINGDOM OF GT BRITAIN.....	13	5,814
9406008090	PREFABRICATED BUILDINGS, NESOI NO	28	186,893
	CANADA.....	10	83,651
	GERMANY.....	18	103,242
	TOYS,GAMES AND SPORTS EQUIPMENT; PARTS AND ACCESSORIES THEREOF..... TOTAL		36,654,339
9501002000	TOYS,WHEELED,RIDDEN BY CHILDREN, CHAIN-DRIVEN X		9,030
	SPAIN.....		9,030
9501004000	TOYS,WHEELED RIDDEN BY CHILDREN, NESOI X		202,327
	CHINA (TAIWAN).....		51,429
	CHINA,PEOPLE'S REP.(MAINLAND).....		91,514
	HONG KONG.....		562
	MEXICO.....		58,822
9501006000	DOLLS' CARRIAGES, DOLLS' STROLLERS AND PARTS X		132,588
	CHINA,PEOPLE'S REP.(MAINLAND).....		132,291
	NETHERLANDS.....		297
9502100010	DOLLS', STUFFED WHETHER OR NOT DRESSED NO	451,416	1,826,894
	CHINA,PEOPLE'S REP.(MAINLAND).....	298,185	1,243,494
	HONG KONG.....	145,981	424,167
	MEXICO.....	3,676	112,125
	SPAIN.....	3,574	47,108
9502100060	DOLLS, NESOI NO	2,352,847	3,567,944
	CANADA.....	6,600	47,190
	CHINA,PEOPLE'S REP.(MAINLAND).....	2,232,625	3,277,980
	DOMINICAN REPUBLIC.....	1,200	480
	HAITI.....	480	280
	HONG KONG.....	32,696	161,656
	MEXICO.....	1,627	39,640
	PANAMA.....	1,776	582
	SPAIN.....	67,338	34,004
	VENEZUELA.....	8,505	6,132
9502910000	DOLL GARMENTS AND ACCESSORIES THEREOF, FOOTWEAR X		54,382
	CHINA,PEOPLE'S REP.(MAINLAND).....		44,773
	SPAIN.....		9,609
9502990000	DOLLS; PARTS AND ACCESSORIES, NESOI X		19,024
	CHINA,PEOPLE'S REP.(MAINLAND).....		19,024
9503100010	ELECTRIC TRAIN ASSEMBLY KITS TO A UNIFORM SCALE NO	5,004	126,604
	SLOVENIA.....	5,004	126,604
9503100025	ELECTRIC TRAINS & OTHR ACCESSORIES,NESOI;EXC PARTS NO	13,452	81,677
	CHINA,PEOPLE'S REP.(MAINLAND).....	12,624	64,620

TABLE 2 - IMPORTS INTO PUERTO RICO FROM FOREIGN COUNTRIES  
BY COMMODITY AND COUNTRY OF ORIGIN-FISCAL YEAR 2000

COMM-CODE	COMMODITY, COUNTRY AND UNIT OF QUANTITY	QUANTITY	VALUE-\$
	HONG KONG.....	828	17,057
9503200030	ASSEMBLY KITS;REDUCED SIZE; EXCLUDING HEAD 9503.10 NO	39,683	119,328
	CHINA (TAIWAN).....	4,008	27,399
	CHINA,PEOPLE'S REP.(MAINLAND).....	35,675	91,929
9503300000	CONSTRUCTION SET/CONSTRUCTIONAL TOYS & PARTS,NESOI X		50,524
	CHINA,PEOPLE'S REP.(MAINLAND).....		27,065
	COLOMBIA.....		1,830
	HONG KONG.....		6,541
	SPAIN.....		352
	THAILAND.....		14,736
9503410010	STUFFED TOYS NO	1,499,513	2,326,726
	CANADA.....	228	336
	CHINA (TAIWAN).....	1,440	869
	CHINA,PEOPLE'S REP.(MAINLAND).....	1,397,765	2,261,829
	COLOMBIA.....	2,296	10,257
	ECUADOR.....	5,667	20,501
	GUATEMALA.....	689	974
	HONG KONG.....	91,200	31,174
	INDONESIA.....	228	786
9503410060	PARTS AND ACCESSORIES OF STUFFED TOYS X		505,895
	CHINA,PEOPLE'S REP.(MAINLAND).....		201,341
	HONG KONG.....		304,554
9503490025	TOYS REPRESENT ANIMAL OR NON-HUMAN CREATURES;NESOI NO	2,352,131	1,472,798
	CHINA (TAIWAN).....	30,440	7,385
	CHINA,PEOPLE'S REP.(MAINLAND).....	2,313,243	1,449,372
	HONG KONG.....	8,184	13,604
	PANAMA.....	240	317
	SPAIN.....	24	2,120
9503490050	PARTS OF TOYS REPRESENTING ANIMALS/NON-HUMAN,NESOI X		7,720
	CHINA,PEOPLE'S REP.(MAINLAND).....		2,450
	HONG KONG.....		5,270
9503500020	TOY MUSICAL INSTRUMENTS AND APPARATUS NO	149,504	346,330
	CHINA,PEOPLE'S REP.(MAINLAND).....	147,836	339,491
	HONG KONG.....	1,668	6,839
9503500040	PARTS AND ACCESSORIES FOR TOY MUSICAL INSTRUMENT X		59,148
	CHINA,PEOPLE'S REP.(MAINLAND).....		55,213
	HONG KONG.....		3,935
9503601000	CROSSWORD PUZZLE BOOKS NO	799,694	324,628
	COLOMBIA.....	282,054	103,339
	SPAIN.....	497,840	214,989
	VENEZUELA.....	19,800	6,300
9503602000	PUZZLES AND PARTS AND ACCESSORIES, NESOI X		178,771
	CHINA,PEOPLE'S REP.(MAINLAND).....		36,636
	COLOMBIA.....		130,397
	HONG KONG.....		648
	ITALY.....		263
	SPAIN.....		10,827
9503700000	OTHER TOYS IN SETS OR OUTFITS & PARTS/ACCESSORIES NO	6,947,357	3,140,218
	CHINA (TAIWAN).....	19,972	30,222
	CHINA,PEOPLE'S REP.(MAINLAND).....	6,489,473	2,819,255
	HONG KONG.....	173,187	222,598
	ITALY.....	406	1,186
	SPAIN.....	263,000	57,861
	THAILAND.....	264	1,924
	VENEZUELA.....	1,055	7,172
9503800025	OTHER TOYS AND MODELS INCORPORATING A MOTOR NO	524,732	2,042,224
	CANADA.....	116	9,385
	CHINA,PEOPLE'S REP.(MAINLAND).....	511,637	1,872,067
	HONG KONG.....	11,190	25,759
	MALAYSIA.....	480	21,060
	SPAIN.....	1,309	113,953
9503800050	PARTS FOR TOYS AND MODELS INCORPORATING A MOTOR X		4,031
	CHINA (TAIWAN).....		3,484
	CHINA,PEOPLE'S REP.(MAINLAND).....		547
9503900010	TOY KITES NO	15,482	5,971
	CHINA,PEOPLE'S REP.(MAINLAND).....	15,482	5,971
9503900020	INFLATABLE TOY BALLS, BALLOONS AND PUNCHBALLS NO	237,911	128,733
	BRAZIL.....	51	299
	CHINA,PEOPLE'S REP.(MAINLAND).....	51,800	54,380

TABLE 2 - IMPORTS INTO PUERTO RICO FROM FOREIGN COUNTRIES  
BY COMMODITY AND COUNTRY OF ORIGIN-FISCAL YEAR 2000

COMM-CODE	COMMODITY, COUNTRY AND UNIT OF QUANTITY	QUANTITY	VALUE-\$
	MEXICO.....	18,060	6,218
	PERU.....	168,000	67,836
9503900045	TOYS AND MODELS, NESOI NO	9,449,804	9,970,017
	CANADA.....	31,271	204,298
	CHINA (TAIWAN).....	27,936	6,153
	CHINA,PEOPLE'S REP.(MAINLAND).....	8,605,324	9,111,185
	COLOMBIA.....	993	13,987
	HONG KONG.....	415,582	309,148
	ITALY.....	604	403
	MALAYSIA.....	2,560	95,969
	MEXICO.....	278,515	83,644
	PANAMA.....	3,199	7,522
	SPAIN.....	1,204	9,240
	THAILAND.....	82,316	125,468
	UNITED KINGDOM OF GT BRITAIN.....	300	3,000
9503900070	PARTS AND ACCESSORIES FOR TOYS, REDUCED SIZE,NESOI X		93,467
	CHINA (TAIWAN).....		1,636
	CHINA,PEOPLE'S REP.(MAINLAND).....		76,802
	HONG KONG.....		12,600
	PANAMA.....		2,429
9504100030	PTS & ACCESS FOR VIDEO GAMES USED W A TV RECEIVER X		22,176
	HONG KONG.....		22,176
9504202000	BILLIARD BALLS NO	2,772	4,661
	CHINA (TAIWAN).....	1,364	1,493
	PANAMA.....	1,408	3,168
9504204000	BILLIARD CHALK NO	6,822	1,716
	COLOMBIA.....	54	306
	PANAMA.....	6,768	1,410
9504206000	BILLIARD TABLES NO	153	15,100
	CANADA.....	3	2,100
	SPAIN.....	150	13,000
9504208000	BILLIARD ARTICLES, NESOI, AND PARTS AND ACCESSORIE X		20,565
	CHINA (TAIWAN).....		2,605
	COLOMBIA.....		4,780
	SPAIN.....		13,180
9504300010	VIDEO GAMES, COIN-OR TOKEN-OPERATED X		73,812
	COLOMBIA.....		59,087
	UNITED KINGDOM OF GT BRITAIN.....		14,725
9504400000	PLAYING CARDS PK	323,295	93,035
	CHINA (TAIWAN).....	22,752	4,306
	CHINA,PEOPLE'S REP.(MAINLAND).....	277,667	70,143
	COLOMBIA.....	20	5,622
	HONG KONG.....	19,400	8,500
	PANAMA.....	384	354
	SPAIN.....	3,072	4,110
9504904000	GAMES MACHINES, EXC COIN-OR TOKEN-OPERATED, PTS X		213,313
	CHINA,PEOPLE'S REP.(MAINLAND).....		213,313
9504906000	CHESS, CHECKERS, ETC. PKG AS UNIT USE IN RETL SALE X		816,194
	AUSTRIA.....		474
	CANADA.....		47,326
	CHINA (TAIWAN).....		58,346
	CHINA,PEOPLE'S REP.(MAINLAND).....		649,715
	COLOMBIA.....		35,945
	DOMINICAN REPUBLIC.....		6,522
	EGYPT.....		342
	HONG KONG.....		9,984
	NETHERLANDS.....		1,322
	PERU.....		300
	SPAIN.....		908
	VENEZUELA.....		5,010
9504909080	ARTICLES FOR ARCADE, TABLE OR PARLOR GAMES NESOI X		54,530
	CANADA.....		40,776
	CHINA,PEOPLE'S REP.(MAINLAND).....		3,190
	SPAIN.....		10,564
9505101000	CHRISTMAS ORNAMENTS OF GLASS X		18,908
	AUSTRIA.....		273
	CHINA,PEOPLE'S REP.(MAINLAND).....		13,392
	SPAIN.....		5,243
9505101500	CHRISTMAS ORNAMENTS OF WOOD X		64,030

TABLE 2 - IMPORTS INTO PUERTO RICO FROM FOREIGN COUNTRIES  
BY COMMODITY AND COUNTRY OF ORIGIN-FISCAL YEAR 2000

COMM-CODE	COMMODITY, COUNTRY AND UNIT OF QUANTITY	QUANTITY	VALUE-\$
9505102500	CHINA,PEOPLE'S REP.(MAINLAND).....		51,383
	SPAIN.....		11,416
	THAILAND.....		1,231
	CHRISTMAS ORNAMENTS, EXCEPT OF WOOD X		3,526,291
	AUSTRIA.....		1,206
	CHINA (TAIWAN).....		333,860
	CHINA,PEOPLE'S REP.(MAINLAND).....		3,018,721
	FRANCE.....		3,341
	HAITI.....		305
	HONG KONG.....		81,925
	MEXICO.....		654
	SPAIN.....		7,317
9505103000	THAILAND.....		74,411
	VENEZUELA.....		4,551
	NATIVITY SCENES AND FIGURES THEREOF X		549,981
	CHINA,PEOPLE'S REP.(MAINLAND).....		486,386
	HONG KONG.....		4,643
	SPAIN.....		36,353
	VENEZUELA.....		22,599
	ARTIFICIAL CHRISTMAS TREES, OF PLASTIC NO	69,424	437,412
	CHINA (TAIWAN).....	1,920	5,614
	CHINA,PEOPLE'S REP.(MAINLAND).....	59,451	336,207
	HONG KONG.....	3,143	52,917
	THAILAND.....	4,910	42,674
9505104020	PLAST ARTICLES FOR CHRISTMAS & PARTS & ACCES,NESOI X		120,987
	CHINA,PEOPLE'S REP.(MAINLAND).....		95,777
	HONG KONG.....		3,077
	ITALY.....		2,130
	THAILAND.....		20,003
	ARTIFICIAL CHRISTMAS TREES, EXCEPT PLASTIC NO	152,294	372,298
	CHINA,PEOPLE'S REP.(MAINLAND).....	144,449	298,277
	HONG KONG.....	7,845	74,021
	ARTICLES FOR CHISTMAS FESTIVITIES & PTS, NESOI X		489,194
	CANADA.....		875
	CHINA,PEOPLE'S REP.(MAINLAND).....		319,463
	HONG KONG.....		27,401
9505105010	INDIA.....		130,665
	SPAIN.....		10,790
	MAGIC TRICKS AND PRACTICAL JOKE ARTICLES, & PARTS X		8,380
	CHINA,PEOPLE'S REP.(MAINLAND).....		8,380
	CONFETTI, PAPER SPIRALS OR STREAMERS, ETC & PARTS X		211,254
	CHINA,PEOPLE'S REP.(MAINLAND).....		211,254
	FESTIVE, OR OTHER ENTERTAINMENT ARTICLES, NESOI X		433,019
	ARGENTINA.....		41,749
	CHINA (TAIWAN).....		2,754
	CHINA,PEOPLE'S REP.(MAINLAND).....		247,734
	COLOMBIA.....		18,910
	ITALY.....		486
9505105020	MEXICO.....		121,386
	SURF BOARD & OTH WATER-SPORT EQUIP, PTS ETC, NESOI X		87,641
	BRAZIL.....		5,950
	CANADA.....		5,455
	CHINA (TAIWAN).....		10,045
	CHINA,PEOPLE'S REP.(MAINLAND).....		65,245
	HONG KONG.....		946
	ARTICLE & EQUIP FOR TABLE-TENNIS & PTS ETC, NESOI X		9,920
	CHINA,PEOPLE'S REP.(MAINLAND).....		9,920
	PARTS AND ACCESSORIES FOR LAWN-TENNIS X		691
	CHINA,PEOPLE'S REP.(MAINLAND).....		691
	RACKETS STRUNG OR NOT, INCLUDING PTS ETC., NESOI X		1,109
9505106000	CHINA,PEOPLE'S REP.(MAINLAND).....		1,109
	FOOTBALLS NO	3,276	4,566
	CHINA,PEOPLE'S REP.(MAINLAND).....	2,880	1,584
	JAPAN.....	180	1,932
	VENEZUELA.....	216	1,050
	SOCCER BALLS NO	900	6,559
	CHINA,PEOPLE'S REP.(MAINLAND).....	900	6,559
	BASKETBALLS NO	16,144	83,884
	CHINA,PEOPLE'S REP.(MAINLAND).....	8,182	46,494

TABLE 2 - IMPORTS INTO PUERTO RICO FROM FOREIGN COUNTRIES  
BY COMMODITY AND COUNTRY OF ORIGIN-FISCAL YEAR 2000

COMM-CODE	COMMODITY, COUNTRY AND UNIT OF QUANTITY	QUANTITY	VALUE-\$
9506628040	THAILAND.....	6,882	34,609
	VENEZUELA.....	1,080	2,781
	VOLLEYBALLS.....NO	25,723	211,912
	CHINA,PEOPLE'S REP.(MAINLAND).....	4,000	21,400
	JAPAN.....	12,073	136,373
	MEXICO.....	2,460	15,884
	PAKISTAN.....	1,054	8,900
9506628060	THAILAND.....	5,440	26,985
	VENEZUELA.....	696	2,370
	INFLATABLE BALLS, NESOI.....NO	204,494	186,740
	BRAZIL.....	38,016	35,816
	CHINA,PEOPLE'S REP.(MAINLAND).....	43,125	74,176
	COLOMBIA.....	903	2,204
	HONG KONG.....	7,200	1,332
9506692040	JAPAN.....	50	580
	MEXICO.....	115,200	72,632
	BASEBALLS.....NO	175,640	299,859
	CHINA,PEOPLE'S REP.(MAINLAND).....	145,640	256,232
	HAITI.....	5,400	4,768
	HONG KONG.....	24,600	38,859
	SOFTBALLS.....NO	94,824	46,227
9506692080	CHINA,PEOPLE'S REP.(MAINLAND).....	88,848	35,410
	HAITI.....	3,600	5,085
	HONG KONG.....	2,376	5,732
9506694000	NONINFLATABLE HOLLOW BALLS NT OVER 19 CM DIAMETER.....NO	308	3,724
	JAPAN.....	308	3,724
9506696020	BALLS, EXC GOLF BALLS & TABLE-TENNIS BALLS, NESOI.....X		463
	PAKISTAN.....		463
	ROLLER SKATES ATTCHED TO BOOTS.....PRS	2,463	20,111
	CHINA,PEOPLE'S REP.(MAINLAND).....	2,463	20,111
9506702090	ROLLER SKATES,NESOI, AND PARTS AND ACCESSORIES.....X		26,081
	CHINA,PEOPLE'S REP.(MAINLAND).....		26,081
9506910010	EXCERCISE CYCLES.....NO	302	15,402
	MEXICO.....	302	15,402
9506910030	GYMANASIUM, OR OTH EXERCISE ART & EQUIP & PTS,NESOI.....X		234,796
	CANADA.....		58,091
	CHINA (TAIWAN).....		87,950
	CHINA,PEOPLE'S REP.(MAINLAND).....		22,988
	MEXICO.....		25,390
	SPAIN.....		37,639
9506991500	SWEDEN.....		2,738
	BASEBALL ARTICLES & EQUIP, EXC BALLS & PTS ETC.....X		3,480
	CHINA,PEOPLE'S REP.(MAINLAND).....		646
9506993500	VENEZUELA.....		2,834
	SKEET TARGETS.....DOZ	16,888	5,311
	SPAIN.....	16,888	5,311
9506995500	SWIMMING POOLS AND WADING POOLS AND PARTS AND THER.....X		810,198
	CHINA,PEOPLE'S REP.(MAINLAND).....		807,848
	COLOMBIA.....		2,350
9506996080	ARTICLES & EQUIP FOR GYMNASTICS, NESOI.....X		110,360
	CANADA.....		5,000
	CHINA (TAIWAN).....		787
	CHINA,PEOPLE'S REP.(MAINLAND).....		98,961
9507902000	VENEZUELA.....		5,612
	FISHING LINE PUT UP AND PACKAGED FOR RETAIL SALE.....X		6,123
	AUSTRALIAN ISLANDS.....		3,380
9508000000	GERMANY.....		2,743
	MERRY-GO-ROUNDS, OTH FAIRGROUND AMUSEMENTS, PARTS.....X		135,327
	ARGENTINA.....		21,000
	CHINA (TAIWAN).....		42,616
	DOMINICAN REPUBLIC.....		13,800
	RUSSIA.....		30,439
	SPAIN.....		17,472
9601902000	UNITED KINGDOM OF GT BRITAIN.....		10,000
	MISCELLANEOUS MANUFACTURED ARTICLES.....TOTAL		16,939,923
9601902000	WORKED SHELL AND ARTICLES THEREOF.....X		42,713
	PHILIPPINES.....		42,713



TABLE 2 - IMPORTS INTO PUERTO RICO FROM FOREIGN COUNTRIES  
BY COMMODITY AND COUNTRY OF ORIGIN-FISCAL YEAR 2000

COMM-CODE	COMMODITY, COUNTRY AND UNIT OF QUANTITY	QUANTITY	VALUE-\$
9602001040	UNFILLED GELATIN CAPSULES THS	173,002	724,100
	BELGIUM.....	86,372	349,926
	FRANCE.....	10,250	39,053
	ITALY.....	4,500	17,950
	SPAIN.....	71,880	317,171
9603109000	BROOMS & BRUSHES,OF TWIGS OR VEG MATERIAL,NESOI NO	24,132	31,445
	BRAZIL.....	3,060	14,592
	INDIA.....	9,000	13,781
	ITALY.....	12,072	3,072
9603210000	TOOTHBRUSHES NO	578,075	93,046
	INDIA.....	129,600	21,086
	ISRAEL.....	115,200	4,218
	MEXICO.....	49,440	15,400
	NETHERLANDS.....	18,240	8,536
	SWITZERLAND.....	265,595	43,806
9603294010	HAIRBRUSHES, VALUED NOT OVER .40 EACH NO	27,504	6,876
	CHINA,PEOPLE'S REP.(MAINLAND).....	27,504	6,876
9603294090	SHAVING BRUSHES,NAIL BRUS ETC,<=.40 EA NO	4,412,000	333,530
	CHINA,PEOPLE'S REP.(MAINLAND).....	612,000	49,930
	REPUBLIC OF KOREA.....	3,800,000	283,600
9603298010	HAIRBRUSHES, VALUED OVER .40 EACH NO	58,008	45,968
	CHINA,PEOPLE'S REP.(MAINLAND).....	17,328	15,828
	COSTA RICA.....	9,000	11,551
	HONG KONG.....	31,680	18,589
9603306000	ARTISTS BRUSHES,WRITING BR,COSMETIC BR,>.10 EA NO	1,350	4,990
	CHINA,PEOPLE'S REP.(MAINLAND).....	1,350	4,990
9603402000	PAINT ROLLERS NO	92,356	43,186
	BRAZIL.....	30,772	25,971
	CHINA,PEOPLE'S REP.(MAINLAND).....	61,584	17,215
9603404040	NATURAL BRISTLE BRUSHES, EXC SUBHDG 9603.30 NO	20,304	3,101
	CHINA (TAIWAN).....	20,304	3,101
9603404060	PAINT,DISTEMPER/SIML BRUSHES EXC SUBHDG 960330,NES NO	1,268,618	296,579
	BRAZIL.....	839,904	124,342
	CHINA,PEOPLE'S REP.(MAINLAND).....	81,460	20,372
	GUATEMALA.....	130,608	86,897
	ITALY.....	6,912	2,239
	MALAYSIA.....	137,304	38,922
	MEXICO.....	64,438	18,800
	VENEZUELA.....	7,992	5,007
9603500000	OTHR BRUSHES,AS PARTS OF MACHINES,APPLIANCE,VEHICL NO	3,524	13,457
	GERMANY.....	72	2,358
	SPAIN.....	3,452	11,099
9603904000	FEATHER DUSTERS X		18,505
	CHINA,PEOPLE'S REP.(MAINLAND).....		15,213
	SPAIN.....		3,292
9603908010	WISKBROOMS NO	54,704	37,564
	FRANCE.....	38,846	29,757
	ITALY.....	15,858	7,807
9603908040	OTHER BROOMS,NESOI NO	1,572,960	902,770
	BRAZIL.....	24,321	32,637
	CHINA,PEOPLE'S REP.(MAINLAND).....	9,024	3,338
	COSTA RICA.....	15,000	12,549
	ITALY.....	568,096	243,270
	MEXICO.....	527,474	326,019
	PANAMA.....	14,653	19,200
	SPAIN.....	118,000	70,041
	VENEZUELA.....	296,392	195,716
9603908050	BROOMS,BRUSHES,SQUEEGEES,ETC,NESOI X		896,995
	BRAZIL.....		18,827
	CHINA (TAIWAN).....		5,945
	CHINA,PEOPLE'S REP.(MAINLAND).....		47,896
	DOMINICAN REPUBLIC.....		102,128
	FRANCE.....		18,392
	ITALY.....		48,153
	MEXICO.....		77,141
	PANAMA.....		53,107
	SPAIN.....		514,174
	VENEZUELA.....		11,232
9605000000	TRAVEL SETS FOR PERSONAL TOILET,ETC X		72,567

TABLE 2 - IMPORTS INTO PUERTO RICO FROM FOREIGN COUNTRIES  
BY COMMODITY AND COUNTRY OF ORIGIN-FISCAL YEAR 2000

COMM-CODE	COMMODITY, COUNTRY AND UNIT OF QUANTITY	QUANTITY	VALUE-\$
	CHINA (TAIWAN).....		12,325
	CHINA,PEOPLE'S REP.(MAINLAND).....		31,916
	FRANCE.....		21,191
	HONG KONG.....		2,700
	SPAIN.....		4,435
9606104000	PRESS FASTENER,SNAP FASTENER,ETC VAL <=.20 PR DZ X		5,546
	BRAZIL.....		5,546
9606108000	PRESS-FASTENERS,SNAP-FASTENERS,ETC,VAL >.20 PR DZ X		27,958
	CHINA (TAIWAN).....		27,958
9606214000	BUTTONS,NOT COVD W TEXTIL,OF ACRYLIC/POLYESTR RESN GRS	2,977	18,323
	CHINA (TAIWAN).....	2,587	7,504
	COLOMBIA.....	390	10,819
9606216000	BUTTONS,PLASTIC,NOT COV WITH TEXTILE MAT,NESOI GRS	48,000	30,516
	CHINA (TAIWAN).....	17,289	16,425
	COLOMBIA.....	30,711	14,091
9606220000	BUTTONS,OF BASE METAL,NOT COVERD W TEXTILE MAT GRS	6,278	20,208
	BRAZIL.....	5,222	7,716
	HONG KONG.....	700	4,626
	VENEZUELA.....	356	7,866
9606294000	BUTTONS,OF PEARL OR SHELL GRS	2,850	3,347
	CHINA,PEOPLE'S REP.(MAINLAND).....	2,850	3,347
9606296000	BUTTONS,NESOI GRS	22,442	39,895
	CHINA (TAIWAN).....	22,442	39,895
9607110000	SLIDE FASTENERS WITH CHAIN SCOOPS OF BASE METAL NO	239,494	38,697
	VENEZUELA.....	239,494	38,697
9607190060	SLIDE FASTENERS,NESOI NO	591,746	87,747
	VENEZUELA.....	591,746	87,747
9607200040	SLIDERS,WITH OR WITHOUT PULLS THS	33,448	234,370
	CHINA (TAIWAN).....	33,448	234,370
9607200080	PARTS OF SLIDE FASTENERS,NESOI X		926,565
	CHINA (TAIWAN).....		804,300
	ITALY.....		93,978
	REPUBLIC OF KOREA.....		25,779
	VENEZUELA.....		2,508
9608100000	BALL POINT PENS NO	1,820,750	255,098
	BRAZIL.....	61,892	8,246
	CHINA (TAIWAN).....	98,400	52,937
	CHINA,PEOPLE'S REP.(MAINLAND).....	86,400	27,561
	FRANCE.....	1,050	12,432
	GERMANY.....	44,164	18,595
	HONG KONG.....	48,000	8,000
	INDIA.....	630,000	40,250
	MALAYSIA.....	326,750	31,441
	PANAMA.....	176,816	10,436
	PERU.....	339,560	20,835
	SWEDEN.....	2,503	2,253
	SWITZERLAND.....	58	3,323
	UNITED KINGDOM OF GT BRITAIN.....	5,157	18,789
9608200000	FELT TIPPED & OTHER POROUS-TIPPED PENS & MARKERS GRS	4,004	76,795
	AUSTRIA.....	373	16,322
	CHINA,PEOPLE'S REP.(MAINLAND).....	2,806	23,017
	GERMANY.....	680	34,050
	PERU.....	145	3,406
9608310000	INDIA INK DRAWING PENS NO	150	4,376
	GERMANY.....	150	4,376
9608390000	FOUNTAIN PENS,STYLOGRAPH PENS AND OTHER PENS,NESOI NO	61,170	34,899
	CHINA (TAIWAN).....	500	7,225
	FRANCE.....	229	2,994
	GERMANY.....	60,441	24,680
9608404000	PROPELLING OR SLIDING PENCILS,W MECHANICAL ACTION GRS	240	2,881
	CHINA,PEOPLE'S REP.(MAINLAND).....	240	2,881
9608408000	PROPELLING OR SLIDING PENCILS,NESOI GRS	180	10,541
	CHINA,PEOPLE'S REP.(MAINLAND).....	180	10,541
9608600000	REFILS FOR BALL PT PENS,COMRISING BALL PT & INK RS NO	7,854	11,677
	FRANCE.....	7,304	4,515
	GERMANY.....	50	2,288
	UNITED KINGDOM OF GT BRITAIN.....	500	4,874
9608992000	REFILL CARTRIDGES NO	19,080	11,997
	AUSTRIA.....	17,030	9,582

TABLE 2 - IMPORTS INTO PUERTO RICO FROM FOREIGN COUNTRIES  
BY COMMODITY AND COUNTRY OF ORIGIN-FISCAL YEAR 2000

COMM-CODE	COMMODITY, COUNTRY AND UNIT OF QUANTITY	QUANTITY	VALUE-\$
	GERMANY.....	2,050	2,415
9608993000	BALLS FOR BALL POINT PENS THS	3	2,700
	SWEDEN.....	3	2,700
9608996000	PARTS OF PENS,ETC,NESOI X		63,669
	BRAZIL.....		40,170
	CHINA,PEOPLE'S REP.(MAINLAND).....		10,108
	HONG KONG.....		13,391
9609100000	PENCILS & CRAYONS,WITH LEADS IN A RIGID SHEATH GRS	111,638	457,273
	BRAZIL.....	6,673	62,665
	CHINA (TAIWAN).....	107	10,712
	CHINA,PEOPLE'S REP.(MAINLAND).....	101,863	235,632
	EL SALVADOR.....	845	108,427
	GERMANY.....	1,419	17,405
	PANAMA.....	63	8,935
	SPAIN.....	668	13,497
9609202000	PENCIL LEADS,BLACK OR COLORED,N/O 1.5MM CROSS SECT GRS	2,069	27,300
	BRAZIL.....	1,294	19,169
	CHINA (TAIWAN).....	775	8,131
9609908000	PENCILS AND CRAYONS,ETC,NESOI GRS	28,760	129,285
	CHINA (TAIWAN).....	13,394	52,832
	CHINA,PEOPLE'S REP.(MAINLAND).....	4,226	10,528
	GERMANY.....	387	15,166
	INDONESIA.....	10,444	19,416
	PANAMA.....	245	18,611
	SPAIN.....	64	12,732
9610000000	SLATES & BOARDS,WITH WRITING OR DRAWING SURFACES X		44,861
	CHINA,PEOPLE'S REP.(MAINLAND).....		5,795
	HONG KONG.....		4,347
	MEXICO.....		29,070
	SPAIN.....		5,649
9611000000	DATE SEALING OR NUMBERING STAMPS,ETC FOR HAND OPER X		63,913
	AUSTRIA.....		52,393
	CHINA,PEOPLE'S REP.(MAINLAND).....		11,520
9612101020	TYPEWRITER RIBBONS < 30MM, PLTS/MTL CARTG, NESOI DOZ	4,565	65,118
	CHINA,PEOPLE'S REP.(MAINLAND).....	60	4,323
	EL SALVADOR.....	600	2,376
	ITALY.....	1,075	6,018
	JAPAN.....	82	11,287
	MEXICO.....	2,748	41,114
9612109010	TYPEWRITER RIBBONS WOVEN, OF MAN-MADE FIBERS DOZ	58	2,224
	ITALY.....	58	2,224
9612109030	THERMAL TRANSFER RIBBONS,COATED PET,FILM, =>30MM W DOZ	845	195,537
	JAPAN.....	607	104,098
	MALAYSIA.....	238	91,439
9612109090	TYPEWRITER RIBBONS, => 30MM WIDE, NESOI DOZ	11,850	66,103
	CHINA (TAIWAN).....	2,016	10,403
	CHINA,PEOPLE'S REP.(MAINLAND).....	8,400	31,794
	ITALY.....	164	3,792
	MEXICO.....	1,270	20,114
9612200000	INK PADS X		15,321
	AUSTRIA.....		15,321
9613100000	POCKET LIGHTERS,GAS FUELED,NON-REFILLABLE NO	205,000	27,155
	HONG KONG.....	150,000	6,765
	PHILIPPINES.....	55,000	20,390
9613200000	POCKET LIGHTERS,GAS FUELED,REFILLABLE NO	42	9,035
	FRANCE.....	42	9,035
9613802000	OTHER LIGHTERS,ELECTRICAL NO	1,752	2,479
	CHINA (TAIWAN).....	1,752	2,479
9613806000	OTHER LIGHTERS,VAL NOT OVER \$5 PER DOZ PIECES DOZ	3,840	9,989
	CHINA,PEOPLE'S REP.(MAINLAND).....	3,840	9,989
9613808000	OTHER LIGHTERS,VAL OVER \$5 PER DOZ PIECES DOZ	75	8,542
	SPAIN.....	75	8,542
9615112000	COMBS,VAL OVER \$4.50 PR GROSS,OF HARD RUBBER GRS	578	24,491
	THAILAND.....	578	24,491
9615113000	COMBS,VAL OVER \$4.50 PR GROSS,PLASTIC GRS	558	35,523
	CHINA,PEOPLE'S REP.(MAINLAND).....	454	33,273
	HONG KONG.....	104	2,250
9615114000	HAIRSLIDES & THE LIKE,HARD RUBBR/PLAST,NO IMM GEMS X		41,742
	CHINA,PEOPLE'S REP.(MAINLAND).....		19,170

TABLE 2 - IMPORTS INTO PUERTO RICO FROM FOREIGN COUNTRIES  
BY COMMODITY AND COUNTRY OF ORIGIN-FISCAL YEAR 2000

COMM-CODE	COMMODITY, COUNTRY AND UNIT OF QUANTITY	QUANTITY	VALUE-\$
	HONG KONG.....		22,572
9615115000	HAIR SLIDES & THE LIKE,HARD RUBBER/PLAST,NESOI X		73,766
	CHINA,PEOPLE'S REP.(MAINLAND).....		73,766
9615194000	COMBS,VALUED OVER \$4.50 PER GROSS,NESOI GRS 425	425	46,115
	CHINA,PEOPLE'S REP.(MAINLAND).....	425	46,115
9615196000	COMBS, HAIR SLIDES AND THE LIKE, NESOI X		20,293
	HONG KONG.....		20,293
9615902000	NONTHERMIC,NONORNAMENTAL DEVICES FOR CURLING HAIR X		2,377
	CHINA,PEOPLE'S REP.(MAINLAND).....		2,377
9615903000	HAIR PINS KG 9,697	9,697	114,241
	CHINA,PEOPLE'S REP.(MAINLAND).....		114,241
9615904000	PARTS OF COMBS,ETC,OF RUBBR/PLAST,NO GEMSTONES X		40,308
	CHINA,PEOPLE'S REP.(MAINLAND).....		40,308
9615906000	PARTS OF COMBS,HAIR SLIDES & THE LIKE,NESOI X		8,238
	HONG KONG.....		5,794
	SPAIN.....		2,444
9616100000	SCENT SPRAYERS,ETC,& MOUNTS & HEADS THEREFORE X		9,303,058
	FRANCE.....		8,782,206
	GERMANY.....		26,045
	ITALY.....		329,418
	JAPAN.....		80,659
	SWITZERLAND.....		33,078
	UNITED KINGDOM OF GT BRITAIN.....		51,652
9616200000	POWDER PUFFS & PADS TO APPLY COSMETICS,TOILET PREP KG 4,050	4,050	21,866
	SLOVENIA.....	4,050	21,866
9617001000	VACUUM FLASKS & OTHR VACUUM VESSELS,NOT OVER 1 LTR NO 525,406	525,406	556,350
	BRAZIL.....	31,650	102,552
	CHINA,PEOPLE'S REP.(MAINLAND).....	216,300	241,341
	INDIA.....	72,090	84,653
	VENEZUELA.....	205,366	127,804
9617003000	VACUUM FLASKS & OTHR VAC VESSEL,OV 1 LTR,NO 2 LTR NO 6,600	6,600	8,652
	CHINA,PEOPLE'S REP.(MAINLAND).....	4,200	5,772
	INDIA.....	2,400	2,880
9617004000	VACUUM FLASKS & OTHR VACUUM VESSELS,OVER 2 LITERS NO 810	810	3,694
	VENEZUELA.....	810	3,694
9618000000	TAILORS' DUMMIES & OTHR MANNEQUINS FOR DISPLAY X		39,877
	CANADA.....		2,825
	CHINA (TAIWAN).....		15,184
	ITALY.....		17,135
	NETHERLANDS.....		2,135
	SPAIN.....		2,598
	WORK OF ART,COLLECTORS PIECES AND ANTIQUES..... TOTAL		829,833
	WORK OF ART,COLLECTORS PIECES AND ANTIQUES..... TOTAL		829,833
9701100000	PAINTINGS, DRAWING AND PASTELS EXC OF HEADING 4906 X		447,980
	AUSTRIA.....		3,987
	FRANCE.....		114,216
	GREECE.....		2,372
	MEXICO.....		61,554
	SPAIN.....		238,648
	VENEZUELA.....		27,203
9701900000	PAINTINGS, DRAWING AND PASTELS, NESOI X		100,617
	GERMANY.....		10,000
	MEXICO.....		85,550
	PERU.....		5,067
9702000000	ORIGINAL ENGRAVINGS, PRINTS & LITHOGRAPHS X		163,710
	CANADA.....		3,385
	FRANCE.....		160,325
9703000000	ORIGINAL SCULPTURES AND STATUARY, IN ANY MATERIAL X		102,861
	CANADA.....		2,034
	FRANCE.....		10,000
	ITALY.....		55,386
	SPAIN.....		35,441
9706000060	ANTIQUES OF AGE EXCEEDING ONE HUNDRED YEARS, NESOI X		14,665
	DOMINICAN REPUBLIC.....		7,215

TABLE 2 - IMPORTS INTO PUERTO RICO FROM FOREIGN COUNTRIES  
BY COMMODITY AND COUNTRY OF ORIGIN-FISCAL YEAR 2000

COMM-CODE	COMMODITY, COUNTRY AND UNIT OF QUANTITY	QUANTITY	VALUE-\$
	HONG KONG.....		7,450
	SPECIAL CLASSIFICATION PROVISIONS..... TOTAL		133,402,132
	SPECIAL CLASSIFICATION PROVISIONS..... TOTAL		133,402,132
9801001027	GOODS OF CHAPTER 28 RETURNED AFTER BEING EXPORTED X		47,174
	JAPAN.....		13,547
	PANAMA.....		21,147
	REPUBLIC OF KOREA.....		12,480
9801001029	US GOODS IN CHPTR 37 RETURNED AFTER BEING EXPORTED X		40,644
	MEXICO.....		40,644
9801001031	US GOODS IN CHPTR 82 RETURNED AFTER BEING EXPORTED X		14,313
	MEXICO.....		10,673
	NETHERLAND ANTIL. EXC ARUBA.....		3,640
9801001035	US GOODS HEADG 8407.10,8409.10,8411,8412.10 RETURN X		72,318
	CANADA.....		13,818
	DOMINICAN REPUBLIC.....		58,500
9801001037	US GOODS HEADGS 8419.31,8424.81,8424.90,ETC RETURN X		559,290
	DOMINICA.....		14,290
	EL SALVADOR.....		525,000
	ST.CHRISTOPHER-NEVIS.....		20,000
9801001043	US GOODS OF HEADINGS 8469-8473 RETURNING AFTER EXP X		473,641
	BRAZIL.....		10,440
	CHILE.....		30,300
	DOMINICAN REPUBLIC.....		4,000
	ECUADOR.....		3,721
	FRANCE.....		147,556
	IRELAND.....		128,060
	ITALY.....		17,521
	MEXICO.....		4,630
	PANAMA.....		92,985
	UNITED KINGDOM OF GT BRITAIN.....		34,428
9801001045	US GOODS IN CHAPTER 84, NESOI, RETURNING AFTER EXP X		15,186,820
	AUSTRALIAN ISLANDS.....		38,276
	CANADA.....		119,707
	CHINA (TAIWAN).....		110,130
	COSTA RICA.....		17,567
	DENMARK.....		9,300
	DOMINICA.....		13,341
	DOMINICAN REPUBLIC.....		8,513
	FRANCE.....		84,640
	GERMANY.....		8,563,680
	HONG KONG.....		24,045
	IRELAND.....		367,067
	JAPAN.....		772,459
	LUXEMBOURG.....		4,482,090
	MEXICO.....		30,373
	NETHERLAND ANTIL. EXC ARUBA.....		84,142
	NETHERLANDS.....		6,477
	REPUBLIC OF KOREA.....		135,000
	SINGAPORE.....		276,961
	ST.VINCENT @ THE GRENADINES.....		23,234
	SWITZERLAND.....		5,476
	THAILAND.....		10,437
	UNITED KINGDOM OF GT BRITAIN.....		3,905
9801001049	US GOODS IN HEADINGS 8501-8503 RETURNING AFTER EXP X		8,850
	DOMINICAN REPUBLIC.....		8,850
9801001051	U.S. GOODS IN HEADING 8504 RETURNING AFTER EXPORT X		61,173
	CANADA.....		58,773
	DOMINICAN REPUBLIC.....		2,400
9801001053	US GOODS RETURNED HEADNGS 8517,8520,8525,8527,8529 X		316,626
	DOMINICAN REPUBLIC.....		32,000
	GERMANY.....		60,500
	GUATEMALA.....		7,140
	JAPAN.....		21,276
	MEXICO.....		95,403
	REP. OF SOUTH AFRICA.....		11,774
	REPUBLIC OF KOREA.....		88,533

TABLE 2 - IMPORTS INTO PUERTO RICO FROM FOREIGN COUNTRIES  
BY COMMODITY AND COUNTRY OF ORIGIN-FISCAL YEAR 2000

COMM-CODE	COMMODITY, COUNTRY AND UNIT OF QUANTITY	QUANTITY	VALUE-\$
9801001055	US GOODS IN CHAPTER 85, NESOI, RETURNING AFTER EXP	X	3,974,445
	CANADA.....		272,240
	DENMARK.....		5,800
	DOMINICAN REPUBLIC.....		1,486,093
	FRANCE.....		21,434
	GERMANY.....		3,157
	GUATEMALA.....		1,944,846
	GUYANA.....		15,389
	IRELAND.....		16,000
	MALAYSIA.....		100,200
	NETHERLANDS.....		84,614
	PANAMA.....		5,435
	PHILIPPINES.....		3,237
	UNITED KINGDOM OF GT BRITAIN.....		16,000
9801001065	GOODS IN HEADING 8703 RETURNED AFTER BEING EXPORTD	X	484,348
	BRITISH VIRGIN ISLANDS.....		2,100
	CANADA.....		35,816
	COSTA RICA.....		8,000
	DOMINICAN REPUBLIC.....		15,500
	ECUADOR.....		381,759
	MEXICO.....		23,965
	SPAIN.....		17,208
9801001067	GOODS IN HEADINGS 8706-8708 RETURNING AFTER EXPORT	X	13,736
	CANADA.....		5,217
	PANAMA.....		4,804
	TRINIDAD @ TOBAGO.....		3,715
9801001071	US GOODS IN CHAPTER 87, NESOI, RETURNING AFTER EXP	X	3,000
	BRAZIL.....		3,000
9801001075	GOODS IN HEADINGS 8801-8802 RETURNING AFTER EXPORT	X	6,710,152
	BRAZIL.....		6,600,000
	DOMINICAN REPUBLIC.....		110,152
9801001089	GOODS IN CHAPTER 89, RETURNED AFTER BEING EXPORTED	X	10,500
	DOMINICAN REPUBLIC.....		2,500
	VENEZUELA.....		8,000
9801001090	US GOODS IN CHPTR 90 RETURNED AFTER BEING EXPORTED	X	8,524,560
	ARGENTINA.....		40,000
	BELGIUM.....		4,199
	CANADA.....		28,288
	COLOMBIA.....		26,532
	DOMINICAN REPUBLIC.....		971,523
	FRANCE.....		5,528,298
	GREECE.....		4,800
	IRELAND.....		37,550
	JAPAN.....		1,088,391
	MEXICO.....		46,609
	NETHERLANDS.....		7,531
	PANAMA.....		439,223
	PHILIPPINES.....		6,840
	UNITED KINGDOM OF GT BRITAIN.....		159,323
	URUGUAY.....		135,453
9801001094	US GOODS IN CHAPTER 94, NESOI, RETURNING AFTER EXP	X	3,440
	MEXICO.....		3,440
9801001097	PRODUCTS OF U.S. RETURNED AFTER BEING EXPORT,NESOI	X	95,607,766
	ANGUILLA.....		3,123
	ANTIGUA.....		24,897
	ARGENTINA.....		127,262
	ARUBA.....		58,495
	AUSTRALIAN ISLANDS.....		2,507
	BAHAMAS.....		766,000
	BARBADOS.....		29,056
	BELGIUM.....		3,243,046
	BRAZIL.....		2,389,261
	BRITISH VIRGIN ISLANDS.....		15,000
	CANADA.....		6,347,923
	CAYMAN ISLANDS.....		10,256
	CHILE.....		40,873
	CHINA (TAIWAN).....		76,358
	COLOMBIA.....		849,463
	COSTA RICA.....		182,053

TABLE 2 - IMPORTS INTO PUERTO RICO FROM FOREIGN COUNTRIES  
BY COMMODITY AND COUNTRY OF ORIGIN-FISCAL YEAR 2000

COMM-CODE	COMMODITY, COUNTRY AND UNIT OF QUANTITY	QUANTITY	VALUE-\$
	CYPRUS.....		21,300
	DENMARK.....		2,548
	DOMINICAN REPUBLIC.....		21,088,997
	EL SALVADOR.....		4,493
	FINLAND.....		13,220
	FRANCE.....		599,239
	GERMANY.....		886,215
	GREECE.....		33,310
	GRENADA.....		3,295
	GUATEMALA.....		5,780
	HONG KONG.....		22,080
	IRELAND.....		636,150
	ISRAEL.....		531,952
	ITALY.....		793,241
	JAMAICA.....		158,404
	JAPAN.....		1,254,547
	MALAYSIA.....		51,094
	MEXICO.....		47,247,422
	NETHERLAND ANTIL. EXC ARUBA.....		151,194
	NETHERLANDS.....		300,160
	PANAMA.....		424,034
	PERU.....		12,000
	PHILIPPINES.....		2,143
	REP. OF SOUTH AFRICA.....		146,190
	REPUBLIC OF KOREA.....		169,776
	SINGAPORE.....		217,155
	SLOVENIA.....		5,400
	SPAIN.....		415,885
	ST.CHRISTOPHER-NEVIS.....		273,839
	SWITZERLAND.....		1,483,075
	TRINIDAD @ TOBAGO.....		448,276
	UNITED KINGDOM OF GT BRITAIN.....		3,817,221
	URUGUAY.....		165,430
	VENEZUELA.....		57,128
9801002000	ARTICLES PREV IMPORTED W/O BEING ADVAN FREE, CBER.....	X	64,751
	DOMINICAN REPUBLIC.....		6,700
	ITALY.....		9,000
	JAPAN.....		49,051
9801002500	ARTICLES REIMPORTED BECAUSE DONT CONFORM TO SPECS.....	X	173,922
	ARGENTINA.....		6,563
	BRAZIL.....		8,837
	COSTA RICA.....		17,784
	ITALY.....		56,100
	JAPAN.....		31,155
	MEXICO.....		12,000
	REPUBLIC OF KOREA.....		10,338
	SPAIN.....		3,707
	TRINIDAD @ TOBAGO.....		14,938
	UNITED KINGDOM OF GT BRITAIN.....		12,500
9801002600	REIMPORTS OF EXPORTED GOODS FOR PERSONAL USE.....	X	5,000
	JAPAN.....		5,000
9802005060	OTHER ARTICLES EXPD REPAIR/ALT NOT WARRANTY, NESOI.....	X	392,623
	AUSTRALIAN ISLANDS.....		72,468
	BELGIUM.....		269,849
	CANADA.....		800
	COLOMBIA.....		2,172
	DOMINICAN REPUBLIC.....		5,987
	GERMANY.....		16,766
	ITALY.....		9,500
	SPAIN.....		956
	UNITED KINGDOM OF GT BRITAIN.....		14,125
9810002500	ALTARS,PULPITS,SHRINES FOR RELIGIOUS INSTITUTIONS.....	X	14,038
	SPAIN.....		14,038
9817005000	AGRICULTURAL/HORTICULTURAL MACH,EQUIP&IMPLEMENTS.....	X	282,025
	DENMARK.....		40,541
	ITALY.....		241,484
9818000700	EQUIP/PTS REPAIRED IN FOREIGN CTY ON VESSEL, NESOI.....	X	356,977
	ALGERIA.....		120,000
	ARUBA.....		23,160

TABLE 2 - IMPORTS INTO PUERTO RICO FROM FOREIGN COUNTRIES  
BY COMMODITY AND COUNTRY OF ORIGIN-FISCAL YEAR 2000

COMM-CODE	COMMODITY, COUNTRY AND UNIT OF QUANTITY	QUANTITY	VALUE-\$
	BRITISH INDIAN OCEAN TERR.....		8,294
	DOMINICAN REPUBLIC.....		9,460
	MOROCCO.....		3,059
	NETHERLAND ANTIL. EXC ARUBA.....		39,585
	NETHERLANDS.....		45,121
	PANAMA.....		105,678
	UNITED ARAB EMIRATES.....		2,620



TABLE 3 - SHIPMENTS OF MERCHANDISE FROM VIRGIN ISLANDS TO PUERTO RICO,  
BY COMMODITY: FISCAL YEAR 2000

COMM-CODE	COMMODITY AND UNIT OF QUANTITY	QUANTITY	VALUE-\$
	TOTAL		653,246,486
	PREPARED FOODSTUFFS; BEVERAGES, SPIRITS AND VINEGAR; TOBACCO AND MANUFACTURED TOBACCO SUBSTITUTES..... TOTAL		52,814
	PREPARATIONS OF MEAT, OF FISH, OR OF CRUSTACEANS, MOLLUSCS OR OTHER AQUATIC INVERTEBRATES..... TOTAL	17,136	47,401
1602501020	CORNED BEEF NESOI, NO CEREAL/VEG AIRTITE CNTR <1KG KG	17,136	47,401
	BEVERAGES, SPIRITS AND VINEGAR..... TOTAL	932	5,413
2208700030	LIQUEURS & CORDIALS IN CNTRS NT OVER 4 LITERS PFL	932	5,413
	MINERAL PRODUCTS..... TOTAL		631,744,519
	MINERALS FUELS, MINERAL OILS AND PRODUCTS OF THEIR DISTILLATION; BITUMINOUS SUBSTANCES; MINERAL WAXES..... TOTAL		631,744,519
2707100000	BENZENE, AROMATIC CONST. GREATER THAN NONAROMATIC L	23,724,050	4,762,313
2707300040	OTHER XYLENES NESOI L	222,589,984	54,169,977
2710000530	NO 6-TYPE FUEL OIL UNDER 25 DEGREES API BBL	626,940	13,754,147
2710001001	NO 2 AND 3 FUEL OIL DIESEL NT OVER 0.05 PCT SULFUR BBL	24,860	588,684
2710001004	NO 2 AND 3 FUEL OILS: DIESEL, OVER 0.05 PCT SULFUR BBL	3,263,723	96,869,769
2710001008	NO 2,3 FUEL OIL OTH THN DIESEL OVER .05 PCT SULFUR BBL	496,767	15,508,483
2710001510	LEADED GASOLINE BBL	15,000	475,650
2710001518	UNLEADED GASOLINE, OTHER BBL	10,292,606	341,972,027
2710001530	JET MOTOR FUEL, KEROSENE-TYPE BBL	791,632	26,347,922
2710001550	OTHER MOTOR FUELS NESOI BBL	2,693,047	77,295,547
	PRODUCTS OF THE CHEMICAL OR ALLIED INDUSTRIES..... TOTAL	255,884	19,305,084
	PHARMACEUTICAL PRODUCTS..... TOTAL	237,684	19,287,935
3004200060	OTHER ANTIBIOTICS NESOI,NOT FOR VETERINARY KG	237,684	19,287,935
	MISCELLANEOUS CHEMICAL PRODUCTS..... TOTAL	18,200	17,149
3824405000	PREPRD ADDITIVES FOR CEMENTS, MORTARS, ETC, NESOI KG	18,200	17,149
	PLASTICS AND ARTICLES THEREOF; RUBBER AND ARTICLES THEREOF..... TOTAL	245,864	45,296
	RUBBER AND ARTICLES THEREOF..... TOTAL	245,864	45,296
4004000000	WASTE OF RUB, EXC HD RUB, & POWDER OBTAIN THEREOF KG	245,864	45,296
	MACHINERY AND MECHANICAL APPLIANCES; ELECTRICAL EQUIPMENT;PARTS THEREOF; SOUND RECORDERS AND REPRODUCERS, TELEVISION IMAGE AND SOUND RECORDER, AND REPRODUCERS, AND PARTS AND ACCESSORIES OF SUCH ARTICLES..... TOTAL	6	12,475
	NUCLEAR REACTORS,BOILERS,MACHINERY AND MECHANICAL APPLIANCES; PARTS THEREOF..... TOTAL	6	12,475
8471602000	KEYBOARD UNITS NO	1	2,500
8476210000	AUTOMATIC VENDING MACHINES, WTH HEATING AND REFRIG NO	5	9,975
	MISCELLANEOUS MANUFACTURED ARTICLES..... TOTAL	3	2,868

TABLE 3 - SHIPMENTS OF MERCHANDISE FROM VIRGIN ISLANDS TO PUERTO RICO,  
BY COMMODITY: FISCAL YEAR 2000

COMM-CODE	COMMODITY AND UNIT OF QUANTITY	QUANTITY	VALUE-\$
	FURNITURE;BEDDING,MATTRESSES,MATTRESS SUPPORTS,CUSHIONS AND SIMILAR STUFFED FURNISHINGS;LAMPS AND LIGHTING FITTINGS, NOT ELSEWHERE SPECIFIED OR INCLUDED; ILLUMINATED SIGNS, ILLUMINATED NAME- PLATES AND THE LIKE,PREFABRICATED BUILDINGS..... TOTAL	3	2,868
9401614010	HOUSEHLD SEAT W WOODEN FRAME, CHAIR UPHOLSTD NESOI NO	3	2,868
	SPECIAL CLASSIFICATION PROVISIONS..... TOTAL		2,083,430
	SPECIAL CLASSIFICATION PROVISIONS..... TOTAL		2,083,430
9801001031	US GOODS IN CHPTR 82 RETURNED AFTER BEING EXPORTED X		415,250
9801001045	US GOODS IN CHAPTER 84, NESOI, RETURNING AFTER EXP X		153,474
9801001049	US GOODS IN HEADINGS 8501-8503 RETURNING AFTER EXP X		7,000
9801001055	US GOODS IN CHAPTER 85, NESOI, RETURNING AFTER EXP X		2,073
9801001063	GOODS IN HEADING 8701 RETURNED AFTER BEING EXPORTD X		7,500
9801001065	GOODS IN HEADING 8703 RETURNED AFTER BEING EXPORTD X		33,059
9801001067	GOODS IN HEADINGS 8706-8708 RETURNING AFTER EXPORT X		5,000
9801001071	US GOODS IN CHAPTER 87, NESOI, RETURNING AFTER EXP X		55,200
9801001090	US GOODS IN CHPTR 90 RETURNED AFTER BEING EXPORTED X		8,915
9801001094	US GOODS IN CHAPTER 94, NESOI, RETURNING AFTER EXP X		3,100
9801001097	PRODUCTS OF U.S. RETURNED AFTER BEING EXPORT,NESOI X		1,392,859



# EXPORTS






TABLE 4 - SHIPMENTS OF MERCHANDISE FROM PUERTO RICO TO THE UNITED STATES,  
BY COMMODITY:FISCAL YEAR 2000

COMM-CODE	COMMODITY AND UNIT OF QUANTITY	QUANTITY	VALUE-\$
	TOTAL		33,763,587,456
	U.S. MERCHANDISE RETURNED..... TOTAL		2,661,918
	U.S. MERCHANDISE RETURNED..... TOTAL		2,661,918
0000000004	CHEMICALS AND RELATED PRODUCTS, US GOODS RETURNED	X	583,505
0000000006	METALS/PRODUCTS; MACHINERY & TRANSPORT EQUIPMENT	X	431,323
0000000007	SPECIFIED, MISCELLANEOUS & NONENUMERATED PRODUCTS	X	1,476,336
0000000008	SPECIAL CLASSIFICATION PROVISIONS US GOODS RETURNED	X	20,000
0000000009	FOREIGN MERCHANDISE RETURNED TO THE UNITED STATES	X	150,754
	LIVE ANIMALS;ANIMAL PRODUCTS..... TOTAL		6,612,788
	LIVE ANIMALS..... TOTAL	6	25,000
0101110000	HORSES, LIVE, PUREBRED BREEDING	NO	6
	MEAT AND EDIBLE MEAT OFFAL..... TOTAL	122,906	371,827
0201306000	MEAT BOVINE ANMLS, BONELESS EX PROCESSD, FRSH/CHLD	KG	56,253
0203292000	MEAT OF SWINE, NESOI, PROCESSED, FROZEN	KG	13,154
0206220000	LIVERS OF BOVINE ANIMALS, EDIBLE, FROZEN	KG	9,071
0207110040	CHICKENS, NESOI, NOT CUT IN PIECES, FRESH, CHILLED	KG	19,958
0208900000	MEAT & EDIBLE MEAT OFFAL NESOI, FRESH, CHLD, FROZN	KG	24,470
	FISH AND CRUSTACEANS, MOLLUSCS AND OTHER AQUATIC INVERTEBRATES..... TOTAL		2,088,522
0301100000	FISH, ORNAMENTAL, LIVE	X	716,405
0301990000	FISH, LIVE, NESOI	X	195,000
0302390040	TUNAS NESOI EXCEPT FILLETS, LIVERS, ROES, FR, CHLD	KG	21,904
0302697000	FISH NESOI FRESH/CHILD EXCEPT FILLETS/LIVERS/ROES	KG	37,729
0303796050	PACIFIC OCEAN PERCH, FROZEN, NESOI	KG	16,705
0304105000	FISH FILLETS ETC EXCEPT STEAKS, NESOI, FRESH, CHLD	KG	9,572
0305100000	FISH MEAL FIT FOR HUMAN CONSUMPTION	KG	86,647
0305690000	FISH NESOI,SALTED NOT DRIED OR SMOKED; IN BRINE	KG	1,696
0306110000	ROCK LOBSTER AND OTHER SEA CRAWFISH, FROZEN	KG	16,908
0306190090	CRUSTACEANS, NESOI, FROZEN	KG	16,110
	DAIRY PRODUCE;BIRDS EGGS;NATURAL HONEY EDIBLE PRODUCTS OF ANIMAL ORIGIN, NOT ELSEWHERE SPECIFIED OR INCLUDED..... TOTAL		2,024,163
0402210000	MLK/CREAM CNCTRD NT SWTN PWD/OTH SOLIDS OV 1.5% FA	KG	54,795
0402910000	MILK & CREAM WHTHR/NT CONCENTRATD NT SWEETND NESOI	KG	234,016
0402990000	MILK/CREAM, WHTHR/NOT CONCENTRATED, SWEETND, NESOI	KG	20,030
0404900000	PRODUCTS OF NATURAL MILK CONSTITUENTS, NESOI	KG	116,433
0405100000	BUTTER	KG	710,041
0406100000	FRESH CHEESE (INC WHEY CHEESE) NT FRMNTD, AND CURD	KG	263,749
0406300000	CHEESE, PROCESSED, NOT GRATED OR POWDERED	KG	244,117
0406909550	CHEESE, INCLUDING MIXTURES, NESOI	KG	346,422
0407000040	BIRDS' EGGS, IN SHELL, FRESH, PRESERVED OR COOKED	DOZ	34,560
	PRODUCTS OF ANIMAL ORIGIN, NOT ELSEWHERE SPECIFIED OR INCLUDED..... TOTAL	13,059	60,064
0506100000	OSSEIN AND BONES TREATED WITH ACID	KG	506
0510004040	CANTHARIDES, GLANDS USED FOR PHARMACEUTICAL PRDCTS	KG	10,886
0511910000	PRODUCTS, FISH, CRUSTACEANS ETC, DEAD ANMLS OF CH3	KG	1,667
	VEGETABLES PRODUCTS..... TOTAL		18,855,390
	LIVE TREES AND OTHER PLANTS; BULBS, ROOTS AND THE LIKE; CUT FLOWERS AND ORNAMENTAL FOLIAGE..... TOTAL		14,013
0601200000	BULBS, ETC IN GROWTH OR FLOWER; CHICORY	NO	867
0603900000	CUT FLOWERS/BUDS DRIED, DYED OR OTHERWISE PREPARED	X	7,513

TABLE 4 - SHIPMENTS OF MERCHANDISE FROM PUERTO RICO TO THE UNITED STATES,  
BY COMMODITY:FISCAL YEAR 2000

COMM-CODE	COMMODITY AND UNIT OF QUANTITY	QUANTITY	VALUE-\$
	EDIBLE VEGETABLES AND CERTAIN ROOTS AND TUBERS..... TOTAL	8,331,384	6,974,075
0702000050	TOMATOES, FRESH OR CHILLED, NESOI KG	8,180,861	6,621,175
0708200000	BEANS (VIGNA SPP., PHASEOLUS SPP.) FRESH OR CHILLD KG	13,531	19,200
0711900000	VEG NESOI, VEG MIX, PROVISIONALLY PRES, INEDIBLE KG	77,976	273,200
0713311000	BEANS, SEED, VIGNA MUNGO (L.) HEPPER ETC., DRIED KG	40,677	46,500
0713333000	NAVY OR PEA BEANS, EXCEPT SEED, DRIED, SHELLD KG	18,339	14,000
	EDIBLE FRUITS AND NUTS; PEEL OF CITRUS FRUITS OR MELONS..... TOTAL	3,250,818	6,541,251
0804300000	PINEAPPLES, FRESH OR DRIED KG	6,100	6,000
0804500000	GUAVAS, MANGOES AND MANGOSTEENS, FRESH OR DRIED KG	3,121,107	6,404,418
0809300000	PEACHES, INCLUDING NECTARINES, FRESH KG	40,631	32,400
0810905000	FRUITS, FRESH, NESOI KG	6,257	4,000
0811909000	FRUIT & NUTS UNCOOKED/COOKED BY WATER W/N SW NESOI KG	42,316	62,503
0814000000	PEEL, CITRUS OR MELON, FRSH/FRZN/DRIED/PROVSL PRES KG	34,407	31,930
	COFFEE, TEA, MATE AND SPICES..... TOTAL	73,313	191,622
0901110000	COFFEE, NOT ROASTED, NOT DECAFFEINATED KG	42,149	112,500
0901210000	COFFEE, ROASTED, NOT DECAFFEINATED KG	2,142	17,219
0901902000	COFFEE SUBSTITUTES CONTAINING COFFEE KG	3,103	6,040
0902100000	GREEN TEA NT FERMTD IN IMMED PACKG CONTENT NOV 3KG KG	1,324	8,130
0905000000	VANILLA BEANS KG	460	23,300
0910100000	GINGER KG	24,135	24,433
	CEREALS..... TOTAL	217,654	78,000
1006301040	RICE, SEMI/WHOLLY MILLED, PARBOILD NESOI INC MXTRS KG	6,979	3,000
1006309010	RICE, SEMI/WHOLLY MILLED, NESOI, LONG GRAIN KG	210,675	75,000
	PRODUCTS OF THE MILLING INDUSTRY; MALT; STARCHES; INULIN; WHEAT GLUTEN..... TOTAL	100,531	75,473
1102900000	CEREAL FLOURS OTHER THAN OF WHEAT OR MESLIN, NESOI KG	53,479	11,790
1103290000	PELLETS OF CEREAL, NESOI KG	8,063	6,888
1108120000	STARCH, CORN (MAIZE) KG	16,913	18,758
1108190000	STARCHES, NESOI KG	22,076	38,037
	OIL SEEDS AND OLEAGINOUS FRUITS; MISCELLANEOUS GRAINS, SEEDS AND FRUITS; INDUSTRIAL OR MEDICINAL PLANTS; STRAW AND FODDER..... TOTAL		564,611
1201000040	SOYBEANS, WHETHER OR NOT BROKEN, EX SEED FOR SOWNG T	170	75,094
1209994090	SEEDS, FRUITS AND SPORES, USED FOR SOWING, NESOI KG	23,610	101,753
1211908025	SUBSTNCES PRNCPLY USED AS/IN MEDICAMNT NESOI FR/DR KG	236	16,800
1212990000	VEGETBLE PRODCTS (INC UNRT CHICORY RT) EDIBLE NESO KG	238,784	370,964
	LAC; GUMS, RESINS AND OTHER VEGETABLE SAPS AND EXTRACT..... TOTAL	929,586	4,416,345
1301100000	LAC/SHELLAC/STICK LAC/SEED LAC/BUTTON LAC/OTHR LAC KG	925,841	4,197,482
1301200000	GUM ARABIC KG	76	3,289
1302190000	VEGETABLE SAPS AND EXTRACTS, NESOI KG	1,845	78,209
1302390000	MUCILAGE & THICKNER W/N MODIFIED,FRM VEG PRD NESOI KG	1,824	137,365
	ANIMAL OR VEGETABLE FATS AND OILS AND THEIR CLEAVAGE PRODUCTS; PREPARED EDIBLE FATS;ANIMAL OR VEGETABLE WAXES..... TOTAL	203,572	233,469
	ANIMAL OR VEGETABLE FATS AND OILS AND THEIR CLEAVAGE PRODUCTS; PREPARED EDIBLE FATS; ANIMAL OR VEGETABLE WAXES..... TOTAL	203,572	233,469

TABLE 4 - SHIPMENTS OF MERCHANDISE FROM PUERTO RICO TO THE UNITED STATES,  
BY COMMODITY:FISCAL YEAR 2000

COMM-CODE	COMMODITY AND UNIT OF QUANTITY	QUANTITY	VALUE-\$
1501000080	OTHER PIG FAT AND POULTRY FAT, RENDERED, NESOI	KG 2,958	4,860
1509104000	OLIVE OIL,VIRGIN, N/CHEM MODIFD, IN CONT 18KG/OVER	KG 2,893	16,700
1509902000	OLIVE OIL, REFINED, N/CHEM MODIFD, IN CONT <18 KG	KG 2,120	7,790
1513110000	COCONUT (COPRA) OIL, CRUDE, NOT CHEMICLLY MODIFIED	KG 9,705	48,000
1513190000	COCONUT (COPRA) OIL, REFINED, NT CHEMCLLY MODIFIED	KG 18,616	18,144
1515210000	CORN (MAIZE) OIL, CRUDE, NOT CHEMICALLY MODIFIED	KG 96,364	53,000
1517904035	SOYBEAN OIL, WHOLLY HYDROGENATED, EDIBLE, NESOI	KG 34,029	22,881
1517904055	COTTONSEED OIL, WHOLLY HYDROGENATED, EDIBLE, NESOI	KG 5,874	7,000
1520000000	GLYCEROL (GLYCERINE) CRUDE; GLYCEROL WATER & LYES	KG 14,496	10,002
1521100000	VEGETABLE WAXES (OTHER THAN TRIGLYCERIDES)	KG 16,517	45,092
	PREPARED FOODSTUFFS; BEVERAGES, SPIRITS AND VINEGAR; TOBACCO AND MANUFACTURED TOBACCO SUBSTITUTES..... TOTAL		3,518,393,459
	PREPARATIONS OF MEAT, OF FISH, OR OF CRUSTACEANS, MOLLUSCS OR OTHER AQUATIC INVERTEBRATES..... TOTAL	59,646,125	242,417,521
1601000010	SAUSAGES & SIMILAR PRDTS, OF POULTY, OF CHICKEN	KG 35,513	92,296
1601000090	SAUSAGES & SIMILAR PRDTS, OTHER THAN POULTRY, OTHR	KG 166,922	262,913
1602509020	PREP MEALS OF MEAT OF BOVINE ANMLS WITH CEREAL/VEG	KG 42,891	107,000
1602509500	MEAT OR MEAT OFFAL OF BOVINE ANMLS NESOI PREP/PRES	KG 29,655	90,153
1603009500	EXTRACT/JUICES OF FISH, CRUSTACEANS, MOLLUSCS ETC	KG 38,782	72,384
1604140000	TUNAS/SKIPJACK/ATLANTIC BONITO NT MINCED PREP/PRES	KG 59,025,562	239,694,315
1604150000	MACKEREL, PREPARED OR PRESERVED	KG 57,501	286,169
1604160000	ANCHOVIES, NOT MINCED, PREPARED OR PRESERVED	KG 114,234	507,233
1604200500	PRODUCTS, MEAT CRUSTACEAN/MOLLUSCS ETC, PREP MEALS	KG 8,251	15,461
1605201010	SHRIMPS AND PRAWNS, FROZEN, IN AIRTIGHT CONTAINERS	KG 88,923	964,053
1605201025	SHRIMPS AND PRAWNS, PREPARED, FROZEN, NESOI	KG 18,109	228,879
1605401000	CRUSTACEANS, PREPARED OR PRESERVED, NESOI	KG 10,149	75,000
1605907000	MOLLUSCS, AQUATIC INVERTEBRATES NESOI, PREP, PRES	KG 9,633	21,665
	SUGARS AND SUGAR CONFECTIONARY..... TOTAL		55,817,463
1701120000	BEET SUGAR, RAW, SOLID FORM, W/O ADDED FLAV/COLOR	KG 268,232	77,261
1701911020	CANE/BEET SUG REF SOLID FLV/CLR, BEV BASE, RETAIL	KG 19,459	52,505
1702110000	LACTOSE & LACTOSE SYRUP CONT 99% MORE LACTSE BY WT	KG 49,120	127,570
1702190000	LACTOSE IN SOLID FORM AND LACTOSE SYRUP, NESOI	KG 33,254	114,047
1702300020	GLUCOSE (DEXTROSE)	KG 688,059	2,211,815
1702600060	FRUCTOSE, IN SOLID FORM, NESOI CONT OV 50% FRUCTSE	KG 17,328	19,553
1702904500	SUGARS AND SYRUPS, NESOI, DERIV FR SGR CANE/BEETS	KG 943,899	218,600
1702905000	SUG/SYRUP NT FLAV/COLR NESOI; ARTFL HONEY; CARAML	KG 27,308	42,163
1703100000	CANE MOLASSES FROM EXTRACTION OR REFINING OF SUGAR	L 458,376	35,546
1703900000	MOLASSES FROM EXTRACTION/REFING SUGAR, NESOI	KTS 80,000	30,000
1704100000	CHEWING GUM, WHETHER OR NOT SUGAR COATED	KG 1,889,542	11,232,563
1704903000	CONFECTIONS/SWEETMEATS, READY FR CONSUMPTN, NO COC	KG 7,203,444	30,236,030
1704907000	SUGAR CONFECTIONERY, WITHOUT COCOA, NESOI	KG 2,221,459	11,419,810
	COCOA AND COCOA PREPARATIONS..... TOTAL	320,365	977,027
1802000000	COCOA SHELLS, HUSKS, SKINS AND OTHER COCOA WASTE	KG 65,332	42,294
1806100000	COCOA POWDER CONT ADDED SUGAR OR OTHER SWEETENING	KG 18,409	52,803
1806206000	CONFECTIONERS COATINGS/PRODS 6.8% COCOA SOLID BULK	KG 8,466	29,358
1806321000	CHOC/COCOA PREP CONFCTNRY BLK/BAR NTOV2KG NT FILLD	KG 25,601	113,609
1806323550	CHOC/COCOA PREP BAR ETC NTOV2KG EXC FILLD/CNFCTNRY	KG 62,994	284,014
1806900063	CONFECTIONERY, COCOA FOOD PREPS, NESOI, FOR RETAIL	KG 31,992	23,600
1806900073	COCOA PREPS EXCEPT CONFECTIONERY NESOI, FOR RETAIL	KG 18,558	60,760
1806900083	CONFECTIONERY, COCOA FOOD PREPS, NESOI, NOT RETAIL	KG 89,013	370,589
	PREPARATIONS OF CEREALS, FLOUR, STARCH OR MILK; BAKERS WARES..... TOTAL	2,846,259	4,706,059
1901100000	PREPARATIONS FOR INFANT USE, FOR RETAIL SALE	KG 28,033	54,837
1901200025	MIXES & DOUGHS, NESOI, CONTAIN < 40% COCOA POWDER	KG 23,889	30,064
1901902500	PUDDINGS READY TO EAT WITHOUT FURTHER PREPARATION	KG 141,559	345,550
1901903040	ARTICLES OF MILK OR CREAM NESOI	KG 38,790	113,446
1901909082	CORN-SOYA MILK BLENDS	KG 769,049	142,912



TABLE 4 - SHIPMENTS OF MERCHANDISE FROM PUERTO RICO TO THE UNITED STATES,  
BY COMMODITY:FISCAL YEAR 2000

COMM-CODE	COMMODITY AND UNIT OF QUANTITY		QUANTITY	VALUE-\$
1901909500	FOOD PREPARATIONS FLOUR, STARCH, DAIRY ETC, NESOI	KG	79,507	254,564
1904100040	SWELLING/ROASTING CEREAL/CEREAL PRODUCT CONT SUGAR	KG	18,144	40,000
1904100080	SWELLING/ROASTING CEREAL/CEREAL PRODUCT, NO SUGAR	KG	44,488	95,324
1904900020	CEREAL NOT CORN GRAIN FORM PRECOOK/OTHRWS PREP FRZ	KG	36,994	115,000
1904900040	CEREAL NT CORN GRAIN FORM PRECOOK/OTHRWS PREP NESOI	KG	6,804	18,900
1905300040	SWEET BISCUITS, WAFFLES AND WAFERS, NESOI	KG	263,349	704,316
1905901050	PASTRY/CAKE/PUDDING WHETHER/NT CONT CHOC ETC NESOI	KG	89,562	158,176
1905901080	BREAD/BISCUITS/SIMILAR BAKED PRODUCTS, NESOI	KG	1,003,032	1,899,735
1905909030	CORN CHIPS AND SIMILAR CRISP SAVORY SNACK FOODS	KG	44,447	92,382
1905909090	COMMUNION/SEALING WAFER RICE PPR EMPTY CAPSULE ETC	KG	258,612	640,853
	PREPARATIONS OF VEGETABLES, FRUIT, NUTS, OR OTHER PARTS OF PLANTS.....	TOTAL		15,573,440
2002900060	TOMATO PASTE	KG	104,328	117,000
2002900080	TOMATOES NESOI PREP/PRES EX BY VINEGAR/ACETIC ACID	KG	22,857	13,800
2004901000	ANTIPASTO, PREPARED OR PRESERVED NESOI, FROZEN	KG	13,543	14,928
2005514020	BEANS (EX BLACK-EYE COWPEAS) SHELLED, DRIED CANNED	KG	20,324	14,800
2005590000	BEANS, NOT SHELLED, PREP/PRES NESOI, NOT FROZEN	KG	2,950,244	2,830,016
2005700000	OLIVES PREP/PRES EX VINEGAR/ACETIC ACID NOT FROZEN	KG	58,377	74,000
2007998000	FRUIT/NUT PASTES & PUREES NESOI COOKED W/N SWEETND	KG	36,797	30,000
2008199500	NUTS OR SEEDS NESOI, OTHERWISE PREP/PRES, NESOI	KG	9,705	48,000
2008400000	PEARS, OTHERWISE PREPARED OR PRESERVED, NESOI	KG	107,772	124,042
2008700000	PEACHES, OTHERWISE PREPARED OR PRESERVED, NESOI	KG	302,850	225,000
2008997000	FRUIT/EDBL PLANT PRTS NESOI OTHWSE PREP/PRES NESOI	KG	25,449	55,276
2009110060	ORANGE JUICE UNFERMNTD FROZEN CNTRS OVER 3.785L	L	38,110	15,244
2009308000	CITRUS JUICE UNMIXED UNFERMTD, CONCENTRATED, NESOI	L	31,443	22,639
2009402000	PINEAPPLE JUICE UNFRMNTD NOT CNCNTRD OR NOV 3.5 CN	L	26,600	13,034
2009800000	JUICE OF ANY SINGLE FRUIT/VEGTBLE UNFERMENTD NESOI	L	14,580,245	9,748,754
2009902000	MIXTURES OF VEGETABLE JUICES, UNFERMENTED	L	161,353	62,458
2009904000	MIXTURES OF FRUIT JUICES, UNFERMENTED	L	6,659,316	2,164,449
	MISCELLANEOUS EDIBLE PREPARATIONS.....	TOTAL		3,005,451,074
2101112126	INSTANT COFFEE N/FLAVORED/DECAF PACKAGED REATIL	KG	1,021	16,000
2102200000	YEASTS, INACTIVE; OTH SINGLE-CELL DEAD MICRO-ORGNM	KG	1	7,000
2102300000	BAKING POWDERS, PREPARED	KG	449,243	1,125,971
2103202000	TOMATO KETCHUP	KG	140,207	143,950
2103204000	TOMATO SAUCES, NESOI	KG	7,551,691	6,323,625
2103909020	MAYONNAISE	KG	106,592	157,520
2103909070	MIXED CONDIMENTS AND MIXED SEASONINGS	KG	8,465,323	19,574,597
2103909090	SAUCES AND PREPARATIONS THEREFOR, NESOI	KG	492,317	840,373
2104100020	SOUPS, BROTHS AND PREPARATIONS THEREOF, DRIED	KG	38,101	73,000
2104100040	SOUPS/BROTHS/PREPS OF, BASED ON FISH/SEAFD, NT DRD	KG	9,370	38,381
2104100060	SOUPS, BROTHS & PREPS THEREOF, NESOI, EX DRIED	KG	1,570	3,400
2105000010	ICE CREAM, WHETHER OR NOT CONTAINING COCOA	KG	77,176	200,000
2106100000	PROTEIN CONCENTRATES & TEXTURED PROTEIN SUBSTANCES	KG	55,662	1,910,008
2106901650	COMPOUND ALCOHOLIC PREP FOR MANUFACTURE BEVERAGES	KG	94,777	530,186
2106904800	ORANGE JUICE FORTIFD W/VITAMN/MINERAL CONCENTRATED	L	134,993	101,224
2106905800	FOOD PREPARATIONS OF GELETIN, NESOI	KG	45,873	50,455
2106906571	PREPS FOR MANUF BEVERAGES CONT ASPARTAME/SACCHARIN	KG	33,322,176	1,342,189,203
2106906572	PREPS FOR MANUF BEVERAGES CONT CANE/BEET SUGAR	KG	26,993,602	1,270,251,020
2106906573	PREPARATIONS FOR MANUFACTURE OF BEVERAGES, NESOI	KG	62,304,982	209,232,366
2106906575	COFFEE WHITENERS, NON-DAIRY	KG	34,112	48,108
2106906580	CREAM OR MILK SUBSTITUTES, NESOI	KG	55,420	185,400
2106906585	CONFECTIONERY INCL GUM CONTNG SYNTHETIC SWEETENERS	KG	13,529,291	84,989,390
2106906592	FOOD PREPARATIONS, NESOI, CANNED	KG	13,788,519	53,552,600
2106906595	FOOD PREPARATIONS, NESOI, FROZEN	KG	4,565,742	10,702,718
2106907020	EDIBLE PREPS, NOT CANNED/FROZEN, CONT SUGAR, NESOI	KG	227,965	189,326
2106907090	EDIBLE PREPS, NOT CANNED/FRZN, N/CONT SUGAR, NESOI	KG	994,729	3,015,253
	BEVERAGES, SPIRITS AND VINEGAR.....	TOTAL		93,807,460
2201100000	WATER, MINERAL & AERATED NATRL/ARTFCL NT SWTN/FLAV	L	590,552	1,141,984
2201900000	WATERS NOT SWEETND OR FLAVORED NESOI; ICE AND SNOW	T	218	304,140
2202100020	CARBONATED SOFT DRINKS, CONTNG ASPARTAME/SACCHARIN	L	239,282	45,833
2202100040	CARBONATED SOFT DRINKS, NESOI	L	271,000	72,487
2202100060	WATERS INCL MINERAL & AERATED, SWTND/FLAVORD NESOI	L	48,913	14,290
2202901500	MILK-BASED DRINKS, NONALCOHOLIC	L	37,980	41,676

TABLE 4 - SHIPMENTS OF MERCHANDISE FROM PUERTO RICO TO THE UNITED STATES,  
BY COMMODITY:FISCAL YEAR 2000

COMM-CODE	COMMODITY AND UNIT OF QUANTITY		QUANTITY	VALUE-\$
2202903600	SINGLE FRUIT/VEG JUICE FORTI W/VIT/MIN N/CONCENTRD	L	32,102	16,640
2202909090	BEVERAGES NONALCOHOLIC NESOI EXCL FRUIT/VEGT JUICE	L	1,916,421	1,435,349
2203000000	BEER MADE FROM MALT	L	136,255	98,330
2204100000	SPARKLING WINE OF FRESH GRAPES	L	48,552	56,787
2204214000	GRAPE WINE NESOI NOV 14% ALCOHOL CNTRS 2L OR LESS	L	285,270	452,203
2204217000	GRAPE WINE NESOI OVER 14% ALCOHOL CNTRS 2L OR LESS	L	12,598	12,195
2205900000	VERMOUTH/GRAPE WINE FLAVORED WTH PLANTS ETC OV 2LS	L	5,324	4,000
2206007000	FERMENTED BEVERAGES, NESOI	L	140,130	244,168
2207106000	ETHYL ALCOHOL, UNDENATURED 80%/HIGHER, NONBEVERAGE	L	222,625	205,600
2208306040	WHISKIES, BOURBON, CONTAINERS OVER 4 LITERS EACH	PFL	23,749	47,023
2208309020	WHISKIES EX BOURBON, CONTAINERS NOT OVER 4 LITERS	PFL	3,619	36,483
2208309040	WHISKIES EX BOURBON, CONTAINERS OVER 4 LITERS	PFL	75,684	116,139
2208400030	RUM AND TAFIA, CONTAINERS NOT OVER 4 LITERS EACH	PFL	16,738,442	24,320,084
2208400050	RUM AND TAFIA, CONTAINERS OVER 4 LITERS	PFL	69,392,572	65,031,171
2208500000	GIN AND GENEVA	PFL	36,686	30,450
2208600000	VODKA	PFL	6,644	36,163
2208700000	LIQUEURS AND CORDIALS	PFL	2,772	8,983
2208909000	OTHER SPIRITUOUS BEVERAGES, NESOI	PFL	18,420	35,282
	RESIDUES AND WASTE FROM THE FOOD			
	INDUSTRIES; PREPARED ANIMAL FEED..... TOTAL			1,757,987
2302100000	BRAN SHARPS & OTH RESIDUES DERIVED FRM MILLNG CORN	T	32	25,000
2308909000	VEGETABLE MATRLS/WASTE/RESIDUE/BY-PRODUCTS NESOI	KG	3,179	12,000
2309901010	PET FOOD PUT UP FOR RETAIL SALE EX DOG & CAT FOOD	KG	39,321	47,678
2309901030	DAIRY CATTLE FEED, PREPARED	T	272	144,000
2309901050	MIXED FEEDS OR MIXED FEED INGREDIENTS, ANML, NESOI	T	25,768	1,497,709
2309908500	PREPARATIONS USED IN ANIMAL FEEDING NESOI	KG	31,530	31,600
	TOBACCO AND MANUFACTURED			
	TOBACCO SUBSTITUTES..... TOTAL			97,885,428
2401102020	CONN. SHADE TOBACCO, NOT STEM/STRIP OV 35% WRAPPER	KG	12,525	141,199
2401105340	CIGAR BINDER TOBACCO, NOT STEM/STRIP <35% WRAPPER	KG	0	7,570
2401109570	TOBACCO NESOI NOT STEM/STRIP, LESS THAN 35% WRPPR	KG	9,274	21,190
2401205592	TOB NESOI STEM/STRIP, NOT THRESHED <35% WRAPPR TOB	KG	7,126	21,904
2401206040	TOBACCO NESOI FROM CIGAR LEAF, THRESHED STEM/STRIP	KG	6,722	21,230
2401208080	TOBACCO NESOI, THRESHED, PARTLY/WHOLLY STEM/STRIP	KG	9,135	29,008
2401305000	TOBACCO STEMS	KG	102	2,668
2401309000	TOBACCO REFUSE, NESOI	KG	43,112	141,120
2402103030	SMALL CIGARS/CHEROOTS/CIGARILLOS WITH TOB <\$ .15 EA	THS	12,620,191	38,601,222
2402107000	CIGAR/CHEROOT/CIGARILLO CONTAINING TOBACCO NESOI	THS	13,582,592	44,540,005
2402200000	CIGARETTES CONTAINING TOBACCO	THS	850,937	12,235,755
2402900000	CIGAR/CHEROOT/CIGARILLO/CIGS OF TOB SUBSTITS NESOI	THS	22,664	2,036,867
2403100040	SMOKING TOBACCO, EX/PIPE TOBACCO, RETAIL-SIZED PKG	KG	11,339	64,500
2403990065	PARTIALLY MANUFACTURED, BLENDED OR MIXED TOBACCO	KG	6,722	21,190
	MINERAL PRODUCTS..... TOTAL			249,847,464
	SALT; SULFUR; EARTHS AND STONE;			
	PLASTERING MATERIALS, LIME AND CEMENT..... TOTAL			265,123
2508400050	CLAYS, OTHER	T	19	4,928
2519905000	MAGNESIUM OXIDES, OTHER	KG	26,540	53,266
2523290000	PORTLAND CEMENT EXCEPT WHITE PORTLAND CEMENT	T	225	91,929
2525300000	MICA WASTE	KG	13,934	20,000
2530100000	VERMICULITE, PERLITE AND CHLORITES, UNEXPANDED	KG	473	63,000
2530900060	OTHER MINERAL SUBSTANCES NESOI	KG	832	32,000
	ORES, SLAG, AND ASH..... TOTAL		99,039	508,891
2607000045	LEAD ORES AND CONCENTRATES, OTHER METAL CONTENT	KG	7,757	238,941
2616900070	PREC MTL ORE A CON NESOI: OTHER METAL CONTENT	X		53,448
2617100000	ANTIMONY ORES AND CONCENTRATES	KG	7,547	19,552
2619000000	SLAG, DROSS, SCALINGS A OTH WASTE FRM MANU IRN/STL	KG	43,697	77,207
2620200000	ASH AND RESIDUES CONTAINING MAINLY LEAD	CKG	39,506	109,743
2620900000	OTHER ASH AND RESIDUES, NESOI	KG	532	10,000

TABLE 4 - SHIPMENTS OF MERCHANDISE FROM PUERTO RICO TO THE UNITED STATES,  
BY COMMODITY:FISCAL YEAR 2000

COMM-CODE	COMMODITY AND UNIT OF QUANTITY	QUANTITY	VALUE-\$
	MINERALS FUELS, MINERAL OILS AND PRODUCTS OF THEIR DISTILLATION; BITUMINOUS SUBSTANCES; MINERAL WAXES..... TOTAL		249,073,450
2702100000	LIGNITE, NOT AGGLOMERATED, EXCLUDING JET	X	262,242
2703000000	PEAT (INCLUDING PEAT LITTER), INCL AGGLOMRD	T 6	3,000
2707300020	O-XYLENE	L 12,067,371	3,755,279
2707300030	P-XYLENE	L 138,136,493	46,683,518
2707500000	OTH AROM HYDCNS 65PCT AO DSTLS A 250DC ASTM D 86	L 87,931,293	15,050,467
2710000515	NO 4 FUEL OIL UN 25 DEG API, OVER 0.05 PCT SULFUR	BBL 947,509	25,620,866
2710001510	LEADED GASOLINE	BBL 143	4,657
2710001550	OTHER MOTOR FUELS NESOI	BBL 7,042	223,242
2710002000	KEROSENE, EXC MOTOR FUEL OR BLENDING STOCK	BBL 1,137	25,000
2710003020	AUTOMTVE, DSL OR MRNE ENGNE LUB OILS	BBL 2,656,899	108,957,502
2710003080	OTHER LUBRICATING OILS (EXCEPT GREASES)	BBL 2,477	192,759
2711190000	PET GASES A OTH GAS HYDCRBNS LIQ NESOI	X	37,396,285
2712100000	PETROLEUM JELLY	KG 27,002	382,955
2712200000	PARAFFIN WAX LESS THAN 0.75 PERCENT OIL	KG 40,322,924	10,390,178
2715000000	BIT MIX FR NAT ASPH, NAT BIT,PET BIT,MIN TAR OR PT	T 88	125,500
	PRODUCTS OF THE CHEMICAL OR ALLIED INDUSTRIES..... TOTAL		20,314,584,141
	INORGANIC CHEMICALS; ORGANIC OR INORGANIC COMPOUNDS OF PRECIOUS METALS, OF RARE-EARTH METALS, OF RADIOACTIVE ELEMENTS OR OF ISOTOPES..... TOTAL		3,414,336
2801100000	CHLORINE	KG 245,989	702,000
2803000010	CARBON BLACK	KG 1,143	4,000
2803000050	OTHER FORMS OF CARBON NESOI	KG 14,183	15,600
2804100000	HYDROGEN	KM3 996	20,000
2805110000	SODIUM	KG 3,502	130,499
2805300000	RARE EARTH METAL,WHETTER/NT INTERMIX/INTERALLOYED	KG 20,412	27,000
2809200040	POLYPHOSPHORIC ACIDS	T 597	547,103
2811190000	OTHER INORGANIC ACIDS, NESOI	KG 4,535	75,000
2811210000	CARBON DIOXIDE	T 1	3,600
2811290000	INORGANIC OXYGEN COMPOUNDS OF NONMETALS, NESOI	KG 34	21,143
2812900000	HALIDES & HALIDE OXIDES OF NONMETALS, NESOI	KG 20,439	71,127
2815200090	POTASSIUM HYDROXIDE (CAUSTIC POTASH), EXCEPT SOLID	KG 17,176	4,128
2818100000	ARTIFICIAL CORUNDUM	KG 5,251	5,700
2818300000	ALUMINUM HYDROXIDE	KG 16,329	10,000
2825200000	LITHIUM OXIDE AND HYDROXIDE	KG 1,952	8,000
2825900000	INORGANIC BASE; METAL OXIDES, & PEROXIDES, NESOI	KG 18,030	9,554
2827200000	CALCIUM CHLORIDE	KG 5,453	3,000
2827399050	OTHER CHLORIDES, NESOI	KG 40,551	34,500
2827490000	CHLORIDE OXIDES AND CHLORIDE HYDROXIDES, NESOI	KG 38,102	16,000
2828900000	HYPOCHLORITES, CHLORITES, AND HYPOBROMITES, NESOI	KG 3,085	9,000
2832100000	SODIUM SULFITES	KG 23,889	17,678
2833290000	OTHER SULFATES, NESOI	KG 61,891	414,375
2834290000	OTHER NITRITES, AND NITRATES, NESOI	KG 40,820	30,000
2835220000	MONO- OR DISODIUM PHOSPHATES	KG 15,552	12,800
2835250000	CALCIUM HYDROGENORTHOPHOSPHATE (DICALC PHOSPHATE)	KG 23,991	52,350
2835292000	TRIAMMONIUM PHOSPHATES	KG 56,954	45,563
2836400000	POTASSIUM CARBONATES	KG 388,393	256,114
2837110000	CYANIDES AND CYANIDE OXIDES OF SODIUM	KG 63,800	66,990
2840300000	PEROXOBORATES (PERBORATES)	KG 19,961	31,538
2841100000	ALUMINATES	KG 1,059	4,117
2843100000	COLLOIDAL PRECIOUS METALS	GM 192	2,553
2843900000	ORGANIC COMPOUND PRECIOUS METAL; AMALGRAMS, NESOI	KG 45	5,500
2844101000	URANIUM METAL	KG 4,388	367,996
2844105000	ALLOYS, DISPERSIONS & CERAMIC PRODUCTS, NESOI	KG 56	9,200
2844200050	PLUTONIUM & ITS COMPOUND; ALLOYS, DISPERSION,NESOI	KG 33	165,000
2844400020	RADIOACT ELEMENT, ISOTOPE & COMPOUND, NESOI	MBQ 414	10,000
2844400050	ALLOYS, DISPERSIONS; RADIOACTIVE RESIDUES, NESOI	X	20,000
2844500000	SPENT FUEL ELEMENT (CARTRIDGE) OF NUCLEAR REATORS	KG 11,340	164,238
2845900000	ISOTOPE EXC HDG 2844; COMPOUND INORGAN/ORGAN,NESOI	KG 49	4,550
2851000000	OTHER INORGANIC COMPOUNDS; LIQ AIR; AMALGAMS,NESOI	X	16,820

TABLE 4 - SHIPMENTS OF MERCHANDISE FROM PUERTO RICO TO THE UNITED STATES,  
BY COMMODITY:FISCAL YEAR 2000

COMM-CODE	COMMODITY AND UNIT OF QUANTITY	QUANTITY	VALUE-\$
	ORGANIC CHEMICALS..... TOTAL		4,360,553,223
2901210000	ETHYLENE (ETHENE) KG	1,135	5,000
2902110000	CYCLOHEXANE KG	165,472,666	62,365,542
2903110010	CHLOROMETHANE (METHYL CHLORIDE) KG	29,365	12,300
2903120000	DICHLOROMETHANE (METHYLENE CHLORIDE) KG	54,432	60,000
2903301520	METHYL BROMIDE (BROMOMETHANE) KG	6,532	44,000
2903690000	HALOGENTD DERIV OF AROM HYDROCARBONS NESOI KG	1	3,431
2904900000	SULFONATED, NITRATED ETC OF HYDROCARBONS ETC KG	50	242,162
2905110000	METHANOL (METHYL ALCOHOL) L	176,042	40,000
2905120010	PROPAN-1-OL KG	26,762	21,122
2905120050	PROPAN-2-OL KG	4,614,256	678,220
2905390000	ACYCLIC DIHYDRIC ALCOHOLS NESOI KG	7,787	12,139
2905440000	D-GLUCITOL (SORBITOL) KG	155,503	119,986
2905500000	HALO, SULFO, NITRO OR NITROSO DER OF ACYC ALCOHOLS KG	1	5,607
2906110000	MENTHOL KG	19,955	5,000
2906130000	STEROLS AND INOSITOLS KG	38,099	2,193,899
2906210000	BENZYL ALCOHOL KG	19,955	5,000
2909191800	ETHERS OF MONOHYDIRC ALCOHOLS, NESOI KG	2,980	176,281
2909196000	ETHERS OF POLYHYDRIC ALCOHOLS, NESOI KG	1,716	64,014
2909490000	ETHER-ALCOHOLS AND THEIR HALO ETC DERIV NESOI KG	900	7,765
2909500000	ETHER-PHENOLS ETC AND THEIR HALO ETC NESOI KG	205,277	28,603,088
2912120000	ETHANAL (ACETALDEHYDE) KG	19,958	35,000
2912190000	ACYCLIC ALDEHYDES WITHOUT OTHER OXY FUNC NESOI KG	73,870	183,084
2912290000	CYCLIC ALDEHYDES WITHOUT OTHER OXY FUNC NESOI KG	366,800	1,275,758
2912410000	VANILLIN (4-HYDROXY-3-METHOXYBENZALDEHYDE) KG	1,186	13,775
2912490000	ALDEHYDE-ETHERS, ALDEHYDE-PHENOLS ETC NESOI KG	330,501	766,449
2914110000	ACETONE (PROPANONE) KG	632,581	2,730,964
2914230000	IONES AND METHYLIONES KG	2	3,923
2914399000	AROMATIC KETONES W OUT OTHER OXYGEN FUNCTION,NESOI KG	32,487	115,720
2914404000	AROMATIC KETONE-ALCOHOLS AND KETONE-ALDEHYDES,NESO KG	53,458	152,736
2914409000	OTHER KETONE-ALCOHOLS AND KETONE-ALDEHYDES, NESOI KG	49,145	228,722
2914691000	QUINONE PHOTOGRAPHIC CHEMICALS KG	90,661	51,022
2915310000	ETHYL ACETATE KG	16,379	68,450
2915330000	NORMAL BUTYL ACETATE KG	137	138,214
2917122000	SALT AND ESTER PLASTICIZERS OF ADIPIC ACID KG	31,216	908,896
2918130000	SALTS AND ESTERS OF TARTARIC ACID KG	20,572	188,932
2918140000	CITRIC ACID KG	3,552	7,659
2918190000	CARBOX ACIDS WITH ALCOHOL FUNCT ETC NESOI KG	5,154	42,215
2918300000	CARBOXYLIC ACIDS WITH ALDEHYDE OR KETONE FUNC ETC KG	47,727	2,234,424
2921290055	OTHER ACYCLIC POLYAMINES AND DERIV; SALTS THEREOF KG	7,144	52,800
2921450000	1-NAPHTHYLAMINE (ALPHA-NAPHTHYLAMINE), 2-NAPHTHYLA KG	13,277	310,193
2922130000	TRIETHANOLAMINE AND ITS SALTS KG	1,897	4,056
2922290000	AMINO-NAPHTHOLS AND OTHER AMINO-PHENOLS NESOI KG	3,237	218,238
2922300000	AMINO-ALDEHYDES, AMINO-KETONES AND AMINO-QUIN ETC KG	40,824	143,700
2922491000	M-AMINO BENZOIC ACID, TECHNICAL;L-PHENYLALANINE ETC KG	4,103	59,881
2922493800	AROMATIC AMINO-ACIDS AND THEIR ESTERS ETC NESOI KG	221	4,650
2922498050	AMINO-ACIDS (EXCLUDING AROMATIC) ETC NESOI KG	784,421	7,178,949
2922504500	AROMATIC AMINO-ALCOHOL-PHENOL, OTH AMINO W OXG ETC KG	109,692	1,364,734
2922505000	NON-AROMATIC AMINO-COMPOUNDS WITH OXYGEN FUNCTION KG	698	210,620
2923900000	OTHER QUATERNARY AMMONIUM SALTS AND HYDROXIDES KG	513	6,800
2924299000	OTHER NON-AROM CYCLIC AMIDES & THEIR DERIV, NESOI KG	176,207	588,920
2925110000	SACCHARIN AND ITS SALTS KG	449	4,321
2926200000	1-CYANO GUANIDINE (DICYANDIAMIDE) KG	6,794	12,277
2932210000	COUMARIN, METHYL COUMARINS, AND ETHYL COUMARINS KG	6,712	135,623
2932292000	AROMATIC LACTONES USED AS DRUGS KG	6,678	1,941,177
2932296000	LACTONES NESOI KG	432	143,465
2932920000	1-(1,3-BENZODIOXOL-5-YL) PROPAN-2-ONE KG	7,191	380,957
2933290000	CMPDS CONT AN UNFUSED IMIDAZOLE RING ETC NESOI KG	17,353	1,951,562
2933399050	CMPDS CONT AN UNFUSED PYRIDINE RING ETC NESOI KG	2,699,101	50,937,710
2933402200	DRUGS CONT A QUINOLINE OR ISOQUINOLINE RNG-SYS ETC KG	17,096	483,480
2933403000	PESTICIDES CONT A QUINOLINE OR ISOQUIN RING-SY ETC KG	737,051	21,921,540
2933407050	CMPDS (EXC PESTICIDES AND DRUGS) CONT A QUINOL ETC KG	31,642	705,522
2933590500	PESTICIDES CONT A PYRIMIDINE RING OR PIPERAZINE RN KG	1,734	275,311
2933595950	DRUGS CONT A PYRIMIDINE OR PIPERAZINE RING ETC KG	18,101	5,509,771
2933900500	ACRIDINE AND INDOLE KG	1,219	129,537
2933902400	AROM OR MOD AROM PHOTO CHEMICALS WITH NITRO ATOMS KG	51,801	240,969
2933902600	ANTI HISTAMINES KG	32,041	5,747,681
2933904200	ACRIFLAVINE; ACRIFLAVINE HYDROCHLORIDE ETC KG	19,068	9,694,161

TABLE 4 - SHIPMENTS OF MERCHANDISE FROM PUERTO RICO TO THE UNITED STATES,  
BY COMMODITY:FISCAL YEAR 2000

COMM-CODE	COMMODITY AND UNIT OF QUANTITY		QUANTITY	VALUE-\$
2933904600	OTHER ANTI-INFECTIVE AGENTS	KG	9,450	1,330,869
2933905300	OTHER CARDIOVASCULAR DRUGS	KG	326,161	70,839,539
2933905500	ANALGESICS, ANTIPYRETICS AND NON-HORMONAL ETC	KG	4,080	138,630
2933905800	CLOZAPINE; DROPERIDOL; AND IMIPRAMINE HYDROCHLORID	KG	646,091	423,920,382
2933907500	OTHER DRUGS WITH NITROGEN HETERO-ATOM(S) ONLY	KG	4,355	4,879,105
2934100000	CMPDS CONT AN UNFUSED THIAZOLE RING IN THE STRUCT	KG	276	146,709
2934301000	BUTAPERAZINE MALEATE; CHLORPROMAZINE; ETC	KG	454	313,890
2934302300	ANTIDEPRESSANTS, TRANQUILIZERS AND OTHER PSCH AGTS	KG	256,974	15,592,953
2934900000	NUCLEIC ACIDS & THER SALTS;HETEROCYCLIC COMP,NESOI	KG	6,002	7,673,393
2935004000	SULFONAMIDES USED AS DRUGS	KG	37,559	10,827,640
2935009550	SULFONAMIDES, EXCLUDING DRUGS	KG	466,230	80,281,939
2936100000	PROVITAMINS, UNMIXED	KG	19,514	4,274,100
2936240000	D- OR DL-PANTOTHENIC ACID (VITMIN B3 OR B5)AND DER	KG	16,741	3,343,124
2936260000	VITAMIN B12 AND ITS DERIVATIVES	KG	495	29,173
2936270000	VITAMIN C (ASCORBIC ACID) AND ITS DERIVATIVES	KG	11,541	274,888
2936291000	FOLIC ACID	KG	31,379	1,778,653
2936291500	NIACIN AND NIACINAMIDE	KG	1,027	44,936
2936299055	OTHER VITAMINS AND THEIR DERIVATIVES, NESOI	KG	12,169	438,290
2936900000	OTHER INCLUDING NATURAL CONCENTRATES	KG	1,458	25,035
2937100000	PITUITARY (ANTERIOR) OR SIMILAR HORMONES	GM	153,982,482	96,006,168
2937210000	CORTISONE, HYDROCORTISONE, PREDNISONE, ETC	GM	2,513,000	1,700,063
2937220000	HALOGENATED DERIV OF ADRENAL CORTICAL HORMONES	GM	2,897	29,924
2937290000	ADRENAL CORTICAL HORMONES AND DERIV NESOI	GM	4,871,150	42,640,684
2937920000	ESTROGENS AND PROGESTINS	GM	127,741,226	36,874,266
2937990000	HORMONES AND DERIV NESOI, STEROIDS ETC NESOI	GM	42,181,512	16,444,357
2939100000	ALKALOIDS OF OPIUM AND THEIR DERIV, SALTS THEREOF	KG	16,432	9,032,229
2939500000	THEOPHYLLINE AND AMINOPHYLLINE AND THEIR DERIV	KG	8	66,000
2940006000	SUGARS, CHEM PURE (EXC SUCROSE, LACTOSE, ETC)NESOI	KG	6,175	112,522
2941106000	PENICILLINS AND THEIR DERIVATIVES ETC NESOI	KG	13,227	20,556,778
2941201000	DIHYDROSTREPTOMYCIN & THEIR DERIVATIVES; ETC.	GM	3,917,000	2,840,769
2941205000	STREPTOMYCINS & DERIVATIVES; SALTS THEREOF, NESOI	GM	2,477,000	160,000
2941500000	ERYTHROMYCIN AND ITS DERIVATIVES; SALTS THEREOF	GM	63,809,529	42,336,464
2941901010	AMINOGLYCOSIDE ANTIBIOTICS	KG	147,146	14,856,181
2941906000	ANTIBIOTICS NESOI	KG	4,347,703	3,233,799,870
2942000000	ORGANIC COMPOUNDS NESOI	KG	184	2,774,596
	PHARMACEUTICAL PRODUCTS.....TOTAL			14,906,153,613
3001100000	GLANDS AND OTHER ORGANS, DRIED, INCL POWDERED	KG	6,660	2,426,144
3001900000	HEPARIN AND ITS SALTS; OTHER HUMAN OR ANIMAL SUBST	KG	41	30,889
3002100010	HUMAN BLOOD PLASMA	KG	299,897	20,229,321
3002100030	HUMAN IMMUNE BLOOD SERA	KG	285	178,125
3002100040	FETAL BOVINE SERUM (FBS)	KG	367	90,000
3002100060	OTHER BLOOD FRACTIONS NESOI	KG	2,441	1,394,146
3002200000	VACCINES FOR HUMAN MEDICINE	KG	12,213	3,446,729
3002300000	VACCINES FOR VETRINARY MEDICINE	KG	13,691	269,662
3002905010	WHOLE HUMAN BLOOD	KG	107,904	2,142,409
3002905020	ANTIALLERGENIC PREPERATIONS	KG	15,578	1,311,295
3002905050	TOXINS, CULTURES OF MICRO-ORGANISMS AND SIM PROD	KG	1,672	113,660
3003100000	MEDICAMENTS CONT PENICILLINS OR DERIVATIVES ETC	KG	75,486	5,970,928
3003200000	MEDICAMENTS CONTAINING OTHER ANTIBIOTICS ETC	KG	296,511	60,969,170
3003310000	MEDICAMENTS CONTAINING INSULIN BUT NOT ANTIBIOTICS	KG	2,039	22,480
3003390000	MEDICAMENT CONT HORMONES OR PROD OF HD 2937 ETC	X		239,331,046
3003400000	MEDICAMENTS CONTAINING ALKALOIDS OR DERIVAT ETC	KG	4,845	779,773
3003900000	OTHER MEDICAMENTS (EXC GOODS OF HDS 3002,3005 ETC)	KG	223,129	17,865,014
3004101010	MEDICAMENTS CONT PENICILLIN G SLTS FOR VETRIN USE	KG	37,910	1,751,419
3004101020	PENICILLIN G SALTS(SINGLES) NOT FOR VETERINARY USE	KG	36,072	1,999,811
3004101045	COMBINATION ANTIBIOTICS CONT PENICILLIN G SALT ETC	KG	69,878	3,617,324
3004105045	COMBINATION ANTIBIOTICS, NOT FOR VETER USE NESOI	KG	36,749	4,735,981
3004105060	MEDICAMENTS CONT PENICILLINS OR STREPTOMYCINS ETC	KG	1,117,959	60,952,285
3004200010	MEDICAMENTS CONT ANTIBIOTICS NESOI, VET USE	KG	57,357	2,646,672
3004200020	ERYTHROMYCIN, SINGLES OR IN COMB ETC NOT FOR VET	KG	349,163	189,462,991
3004200030	TETRACYCLINE, SINGLES OR IN COMB ETC NOT FOR VET	KG	118,266	27,239,737
3004200060	OTHER ANTIBIOTICS NESOI,NOT FOR VETERINARY	KG	2,627,392	158,615,525
3004310000	MEDICAMENTS CONT INSULIN BUT NOT CONT ANTIBIOTICS	KG	56,881	2,990,569
3004320000	MEDICAMENTS CONT ADRENAL CORTEX HORMONES ETC	KG	4,828,124	423,937,410
3004390010	PROD OF HEAD 2937 BUT NOT CONT ANTIBIO NESOI	KG	4,028	107,719
3004390050	PROD OF HEAD 2937 ETC,NOT FOR VETERINARY USE,ETC	KG	184,055	116,225,115
3004400005	MEDICAMENTS CONTAINING ALKALOIDS OR DERIVATIV ETC	KG	32,713	2,871,284

TABLE 4 - SHIPMENTS OF MERCHANDISE FROM PUERTO RICO TO THE UNITED STATES,  
BY COMMODITY:FISCAL YEAR 2000

COMM-CODE	COMMODITY AND UNIT OF QUANTITY	QUANTITY	VALUE-\$
3004400010	CARDIOVASCULAR MEDICAMENTS	KG 1,747,468	1,214,610,450
3004400020	ANTICONSULSANTS, HYPNOTICS AND SEDATIVES	KG 1,209,973	220,760,027
3004400030	ANTIDEPRESSANTS, TRANQUILIZERS AND OTHER PSYCH AGT	KG 1,990,359	569,457,024
3004400040	OTHER MEDICAMENTS PRIM AFFECTING THE CNS NESOI	KG 204,613	24,375,475
3004400050	DERMATOLOGICAL AGENTS AND LOCAL ANESTHETICS	KG 364,139	13,009,243
3004400060	MEDICAMENTS AFFECTING EYES,EARS OR RESPIRATORY SYS	KG 2,031,951	118,514,373
3004400070	OTHER MEDICAMENTS CONTAINING ALKALOIDS ETC	KG 1,367,159	361,484,087
3004504500	MEDICAMENTS OF HEADING 2936 CONT VITAMINS ETC	KG 9,560	521,457
3004505020	SINGLE VITAMINS,NOT COMB WITH MINERLS/NUTRIENTS	KG 2,306,395	22,642,031
3004505030	MULT VITAMINS COMB WITH MINERLS OR OTHER NUTRIENTS	KG 79,451	1,197,128
3004505040	MULT VITAMINS NOT COMB WITH MINERLS/NUTRIENTS	KG 31,833	710,339
3004901000	MEDICAMENTS CONT ANTIGENS OR HYALURONIC ACID,ETC	KG 2,072,442	102,725,113
3004909003	MEDICAMENTS FOR VETERINARY USE IN DOSES/PKG,NESOI	KG 2,767,309	141,454,969
3004909005	SULFONAMIDES IN DOSED/PKG FOR RETAIL SALE, NESOI	KG 94,821	7,991,910
3004909010	OTHER ANTI-INFECTIVE MEDICAMENTS NESOI	KG 340,085	95,743,506
3004909015	ANTINEOPLASTIC AND IMMUNOSUPPRESSIVE MEDICAMENTS	KG 612,685	679,435,551
3004909020	CARDIOVASCULAR MEDICAMENTS IN DOSES/PKG FR RT SALE	KG 1,837,516	645,629,439
3004909025	ANALGESICS, ANTIPYRETICS AND NONHORM ANTI-INFL ETC	KG 18,175,823	1,912,986,848
3004909030	ANTICONSULSANTS, HYPNOTICS & SEDATIVES FR RTL SALE	KG 2,917,801	221,446,683
3004909035	ANTIDEPRESSANTS, TRANQUILIZERS AND OTHER PSYCH AGT	KG 1,934,163	3,140,328,340
3004909040	MEDICAMENTS PRIM AFFECT THE CENT NER SYSTEM,NESOI	KG 1,127,967	242,296,939
3004909045	DERMATOLOGICAL AGENTS AND LOCAL ANESTHETICS ETC.	KG 1,051,788	32,893,371
3004909050	LAXATIVES IN MEAS DOSES/PKG FOR RETAIL SALE, NESOI	KG 536,152	32,119,495
3004909055	ANTACIDS IN MEAS DOSES/PKG FOR RETAIL SALE, NESOI	KG 2,865,295	198,229,591
3004909060	OTHER MEDICAMENTS PRIM AFFECT DIGEST SYS NESOI	KG 3,432,343	810,300,440
3004909065	DIURETICS IN MEAS DOSES/PKG FOR RTL SALE, NESOI	KG 193,316	57,738,674
3004909070	MEDICAMENT PRIM AFFECT ELECTROLY,CALORIC ETC,NESOI	KG 865,622	19,221,647
3004909075	COUGH AND COLD PREPARATIONS, NESOI	KG 1,440,732	18,034,981
3004909080	ANTIHISTAMINES IN MEAS DOSES /PKG RTAL SALE,NESOI	KG 238,210	19,225,737
3004909085	OTHER MEDICAMENTS PRIM AFFECT THE EYES, EARS ETC	KG 1,913,041	69,924,439
3004909090	MEDICAMENTS IN MEAS DOSES FOR RETAIL SALE, NESOI	KG 26,266,319	2,261,160,867
3005100000	ADHESIVE DRESSINGS AND OTHER ARTCL HAVING ADH LAY	KG 188,319	1,801,451
3005900000	WADDING, GAUZE AND SIMILAR ARTICLES ETC NESOI	KG 1,306,102	39,531,915
3006100000	STERILE SURGICAL CATGUT, SIMILAR STERILE MATER ETC	KG 93,637	21,370,336
3006200000	BLOOD-GROUPING REAGENTS	KG 16	16,152
3006300000	OPACIFYING PREPARATIONS FOR X-RAY EXAMINATIONS ETC	KG 2,162,921	101,287,970
3006400000	DENTAL CEMENTS AND OTHER DENTAL FILLINGS ETC	KG 33,569	545,419
3006500000	FIRST-AID BOXES AND KITS	KG 6,456	72,000
3006600000	CHEMICAL CONTRACEPTIVE PREPS BASED ON HORMONES ETC	KG 2,982,150	131,633,563
	FERTILIZERS..... TOTAL		5,240,864
3100000000	FERTILIZERS A FERT MATERIALS	X	5,240,864
	TANNING OR DYEING EXTRACTS; TANNINS AND THEIR DERIVATIVES; DYES, PIGMENTS AND OTHER COLORING MATTER ; PAINTS AND VARNISHES; PUTTY AND OTHER MASTICS; INKS..... TOTAL		30,456,644
3203000000	COLORING MATTER OF VEGETABLE OR ANIMAL ORIGIN	KG 13,583	130,355
3204110000	DISPERSE DYES AND PREPARATIONS BASED THEREON	KG 76	4,000
3204170000	PIGMENTS & PREPARATIONS BASED THEREON	KG 40	7,904
3204900000	SYNTHETIC ORGANIC COLORING MATTER,NESOI	KG 2,636	91,653
3205000010	YELLOW COLOR LAKES & PREPS, IN NOTE 3 TO THIS CHAP	KG 20,529	653,676
3205000020	RED COLOR LAKES & PREPS, IN NOTE 3 TO THIS CHAP	KG 32,868	951,400
3205000030	VIOLET COLOR LAKES & PREPS, IN NOTE 3 TO THIS CHAP	KG 320	12,812
3205000040	BLUE COLOR LAKES & PREPS, IN NOTE 3 TO THIS CHAP	KG 26,845	547,847
3205000050	COLOR LAKES & PREPS, IN NOTE 3 TO THIS CHAP, NESOI	KG 765,194	16,882,505
3207200000	VITRIFIABLE ENAMELS & GLAZES,ENGONES(SLIPS),ETC	KG 6,531	1,218,641
3207300000	LIQUID LUSTRES AND SIMILAR PREPARATIONS	KG 2,666	801,312
3207400000	GLASS FRIT & OTH GLASS, IN FORM OF POWDER/FLAKES	KG 27	2,700
3208100000	PAINTS & VARNISHES,IN NONAQUEOUS MEDIUM,POLYESTERS	L 302	5,000
3208200000	PAINTS & VARNISHES,NONAQUEUS,ACRYLIC/VINYL POLYMER	L 519,574	1,043,936
3208900000	PAINTS & VARNISHES,IN NONAQUEUS MEDIUM,NESOI	L 193,616	836,265
3209100000	PAINTS & VARNISHES,AQUEUS, ACRYLIC OR VINYL POLYMR	L 2,544	16,211
3212900010	METALLIC ALUMINUM PIGMENTS	KG 36	4,000
3212900050	PIGMENTS,NONAQUEUS,OTH COLORING MAT,RETAIL,NESOI	KG 3,494	59,755
3213900000	ARTISTS' STUDENTS'COLORS ETC, NESOI	PCS 7,050	6,027

TABLE 4 - SHIPMENTS OF MERCHANDISE FROM PUERTO RICO TO THE UNITED STATES,  
BY COMMODITY:FISCAL YEAR 2000

COMM-CODE	COMMODITY AND UNIT OF QUANTITY		QUANTITY	VALUE-\$
3215110010	PRINTING INK,BLACK, NEWS	KG	19	3,990
3215110050	PRINTING INK, BLACK, OFFSET LITHOGRAPHIC	KG	6,796	52,000
3215110060	PRINTING INK, BLACK, NESOI	KG	16,077	41,850
3215190020	PRINTING INK,OTHER THAN BLACK, FLEXOGRAPHIC	KG	10,043	118,098
3215190060	PRINTING INK, OTHER THAN BLACK, NESOI	KG	62	5,500
3215905000	INK,NESOI	KG	37,561	6,959,207
	ESSENTIAL OILS AND RESINOIDS; PERFUMERY, COSMETIC OR TOILET PREPARATIONS.....	TOTAL		415,771,842
3301130000	ESSENTIAL CITRUS FRUIT OILS OF LEMON	KG	158,404	804,875
3301296000	ESSENTIAL OILS, EXC THOSE OF CITRUS FRUIT, NESOI	KG	34,013	130,000
3301300000	RESINOIDS	KG	2,046	17,366
3301905000	CONCRETES& ABSOL;CONCENTRAT,ETC OF ESSEN OIL,NESOI	KG	4,373	181,008
3302900010	PERFUME OIL BLENDS, PROD USE FINISHED PERFUME BASE	KG	47,582	90,000
3302900050	ODORIFEROUS SUBSTANCE USE AS RAW MATER IND, NESOI	KG	41,464	194,120
3303000000	PERFUMES AND TOILET WATERS	KG	3,964,832	61,180,827
3304100000	LIP MAKE-UP PREPARATIONS	X		3,234,975
3304200000	EYE MAKE-UP PREPARATIONS	X		83,011
3304300000	MANICURE OR PEDICURE PREPARATIONS	X		321,032
3304910010	ROUGES	X		612,114
3304910050	MAKE-UP POWDER, WHETHER/NT COMPRESSED, NESOI	X		5,482,921
3304991000	PETROLEUM JELLY PUT UP FOR RETAIL SALE	X		178,365
3304995000	BEAUTY & SKIN CARE PREPARATION, NESOI	X		77,260,840
3305100000	SHAMPOOS	X		25,414,762
3305200000	PREPARATIONS FOR PERMANENT WAVING OR STRAIGHTENING	X		1,063,871
3305300000	HAIR LACQUERS	KG	50	15,296
3305900000	PREPARATIONS FOR USE ON THE HAIR, NESOI	KG	5,378,838	65,001,205
3306100000	DENTIFRICES	X		66,092,226
3306900000	PREPARATIONS FOR ORAL/DENTAL HYGIENE, NESOI	KG	4,628,618	25,152,001
3307100000	PRE-SHAVE, SHAVING OR AFTER-SHAVE PREPARATIONS	X		5,855,539
3307200000	PERSONAL DEODORANTS AND ANTIPERSPIRANTS	X		1,382,665
3307300000	PERFUMED BATH SALTS AND OTHER BATH PREPARATIONS	KG	18,053	359,572
3307490000	PREPARATIONS FOR PERFUMING/DEODORIZING ROOMS	KG	10,688	40,775
3307900000	PERFUMERY, COSMETIC OR TOILET PREPARATIONS, NESOI	X		75,622,476
	SOAP, ORGANIC SURFACE-ACTIVE AGENTS, WASHING PREPARATIONS, LUBRICATING PREPARATIONS, ARTIFICIAL WAXES, PREPARED WAXES, POLISHING OR SCOURING PREPARATIONS, CANDLES AND SIMILAR ARTICLES , MODELING PASTES, DENTAL WAXES AND DENTAL PREPARATIONS WITH A BASIS OF PLASTER.....	TOTAL		10,188,798
3401110000	SOAP & OTH ORGANIC SURF ACT PROD, TOILET USE, BARS	KG	34,146	45,973
3401190000	SOAP & OTH ORGN SURF ACT PROD NOT TOILET USE,BARS	KG	59,658	441,193
3401200000	SOAP IN OTHER FORMS	KG	23,709	108,881
3402110000	SOAP & OTH ORGN SURF-ACT PROD NOT TOILET USE, BARS	KG	17,237	20,155
3402195000	ORGANIC SURF ACT AGENTS, OTHER, NOT AROMATIC	KG	8,532	15,892
3402201000	PREP FOR RETAIL SALE,CONT AROMATIC SURF ACT AGENT	KG	3,599,211	2,848,947
3402205000	PREP FOR RETAIL SALE,NOT CONT AROMATIC SURF ACT AG	KG	150,970	192,671
3402901000	SYNTHETIC DETERGENTS	KG	169,669	386,225
3402905010	CLEANING PREPARATIONS	KG	1,463,452	1,372,875
3402905030	CLEANING PREPARATIONS	KG	87,285	114,213
3403115000	PREP FOR,TREATMENT OF LEATHER FURS KINS,ETC, NESOI	KG	3,220	8,500
3403990000	LUBRICATING PREPS,NOT CONT PETROLEUM OILS,NESOI	KG	850,655	4,429,309
3405400000	SCOURING PASTES AND POWDERS AND OTHER SCOURING PRP	KG	29,349	79,099
3405900000	POLISHES AND CREAMS ETC, NESOI	X		114,865
3407004000	PREP OF DENTAL WAX/DENTAL IMPRESSION COMPOUNDS ETC	KG	34	10,000
	ALBUMINOIDAL SUBSTANCES;MODIFIED STARCHES; GLUES; ENZYMES.....	TOTAL	2,702,022	48,029,452
3501100000	CASEIN	KG	1,815	15,000
3504001000	PROTEIN ISOLATES	KG	1,021	9,696,139
3505100092	MODIFIED STARCHES, NESOI	KG	342,676	196,418
3506100000	PROD USE AS GLUE/ADHESIVE, FOR SALE, NT WT <= 1 KG	KG	1,908,858	36,381,792



TABLE 4 - SHIPMENTS OF MERCHANDISE FROM PUERTO RICO TO THE UNITED STATES,  
BY COMMODITY:FISCAL YEAR 2000

COMM-CODE	COMMODITY AND UNIT OF QUANTITY	QUANTITY	VALUE-\$
3506910000	ADHESIVES BASED ON RUBBER, FOR SALE, NET WT <=1 KG	KG 80,101	384,431
3506990000	ADHESIVES, FOR RETAIL SALE, NET WT <=1 KG NESOI	KG 367,338	1,340,100
3507907000	ENZYMES AND PREPARED ENZYMES, NESOI	KG 213	15,572
	EXPLOSIVES; PYROTECHNIC PRODUCTS; MATCHES; PYROPHORIC ALLOYS; CERTAIN COMBUSTIBLE PREPARATIONS.....	TOTAL	20,353
3606100000	LIQUID FUEL IN CONT FOR LIGHTERS NT EXCEED 300 CM3	NO 7,138	5,353
3606900000	FERROCERIUM; ARTICLE COMBUST MATER NOTE 2 CHP 36	KG 6,604	15,000
	PHOTOGRAPHIC OR CINEMATOGRAPHIC GOODS.....	TOTAL	7,507,356
3701100030	XRAY FILM FOR MEDICAL, OTHER THAN DENTAL IN FLAT	M2 2,373	20,000
3701100060	XRAY FILM, EXCEPT MEDICAL & DENTAL IN THE FLAT	M2 14,357	206,153
3701200000	INSTANT PRINT FILM	NO 519,044	945,881
3701300000	OTH PLATES & FILM, WITH ANY SIDE EXCEEDING 255 MM	M2 7,158	18,540
3701910000	PHOTO PLATES & FILM FOR COLOR PHOTOGRAPHY, FLAT	X	255,000
3701997000	GRAPHIC ARTS FILM, EXCEPT DRY PLATES	M2 12	5,000
3702100060	X-RAY FILM IN ROLLS, EXCEPT FOR MEDICAL & DENTAL	M2 107,761	651,501
3702200000	INSTANT PRINT FILM IN ROLLS	M2 236,688	236,682
3702420000	OTH FLM,W/O PERFORATIONS,OV 610MM& OV200MM EXC CLR	M2 3,674	11,000
3702510000	FLM, CLR PHOTO,NT OV 16MM & NT OV 14M IN LENGTH	NO 73,431	62,267
3702530000	OTH FLM,CLR PHOTO,OV 16MM,NT OV 35MM& NT OV30M,SLD	NO 9,670	8,200
3702540000	OTH FLM,CLR PHOTO,OV 16MM,NT OV 35MM&<=30MM,EX,SLD	NO 1,885,829	4,293,110
3702560060	FLM, CLR PHOTO, OVER 35MM, EXC MOTION PICTURE FILM	M2 38,220	104,521
3702930000	FILM, COLOR PHOTO,OV 16MM,NT OV35MM,NT OV 30 M	NO 57,466	87,233
3703106000	PHOTO PAPER, IN ROLLS OVER 610MM, UNEXPOSED,NESOI	M2 169,854	348,400
3703206000	PHOTO PAPER,IN ROLLS < 610 MM, UNEXPOSED, NESOI	M2 110	12,540
3703906000	PHOTO PAPER,PAPERBOARD&TEXT SENSITIZE, UNEXP,NESOI	M2 2,731	5,599
3704000000	PHOTO PLATES, FLM, PAPER, ETC, EXPOSED, NT DEVELOP	M2 2,630	6,000
3705100000	PHOTO PLATES & FILM, EXPOS & DEVL, FOR OFFSET REPRO	NO 4	6,000
3706106030	POSITIVE RELEASE PRINTS FOR FEATURE FILM , >=35 MM	M 25	6,250
3706900000	OTH MOTION-PICTURE FILM, EXPOS & DEVL, < 35 MM	M 82,855	58,000
3707100090	CHEMICAL SENSITIZING EMULSIONS FOR PHOTO USE,NESOI	KG 2,359	2,752
3707900000	CHEM PREP,PHOTO USE, MEAS/RTL SALE, NESOI	KG 39,839	156,727
	MISCELLANEOUS CHEMICAL PRODUCTS.....	TOTAL	13,959,122 527,247,660
3802100000	ACTIVATED CARBON	KG 10,451	30,140
3802905000	ANIMAL BLACK, INCLUDING SPENT ANIMAL BLACK, NESOI	KG 18,760	5,000
3803000000	TALL OIL, WHETHER OR NOT REFINED	KG 13,163	56,875
3805200000	PINE OIL	KG 3,629	760,051
3808100000	INSECTICIDES	KG 11,845	49,895
3808300000	HERBICIDES, ANTISPROUTING PRODUCTS & PLT-GRWTH REG	KG 698,149	82,943,169
3808400000	DISINFECTANTS	KG 6,804	56,440
3809100000	FINISHING AGENTS & DYE CARRIER OF AMYLACEOUS SUBST	KG 55,098	264,805
3810100000	PICKLING PREP FOR METAL SURFACES, SOLDERING, ETC	KG 76	50,000
3811210000	ADDITIVE FOR LUB OIL CONT PETRO/BITUMINOUS MINRL	KG 55,835	207,516
3811900000	ADDITIVES FOR LUBRICATING OILS, NESOI	KG 21,834	611,915
3812300000	ANTIOXIDIZING PREP & OTH COMPND, FOR RUBBER/PLASTIC	KG 20,000	31,600
3814000000	ORGANIC COMPOSITE SOLVENTS & THINNERS, NESOI	KG 122,472	279,838
3815110000	SUPPORTED CATALYSTS W NICKEL/NICKEL COMPOUND ETC	KG 17,234	25,000
3818000000	CHEM ELEM DOPED, USED IN ELECTRON, DISCS WAFERS ET	KG 8,407	46,725
3819000000	HYDRAULIC BRAKE FLUIDS/LIQ FOR HYDRAULIC TRANS ETC	KG 18,141	80,000
3820000000	ANTIFREEZING PREP & PREPARED DEICING FLUIDS	KG 203,702	357,145
3821000000	PREPARED CULTURA MEDIA FOR DEVEL OF MICROORGANISMS	KG 14,378	39,200
3822000000	COMPOSITE DIAGNOSTIC/LAB REAGENTS, EXC 3002/3006	KG 8,962,921	429,675,382
3823110000	STEARIC ACID	KG 6,520	21,753
3823706000	INDUSTRIAL FATTY ALCOHOLS, NESOI	KG 13,049	39,966
3824100000	PREPARED BINDERS FOR FOUNDRY MOLDS OR CORES	KG 15,650	113,850
3824300000	NONAGGLOMERATED METAL CARBIDE MIXED W METALLIC ETC	KG 14	13,000
3824400000	PREPARED ADDITIVES FOR CEMENTS, MORTARS/CONCRETES	KG 16,327	12,500
3824901100	CULTURED CRYSTAL, EX OPT >=2.5 G WGT EA, IN INGOT	KG 35	7,500
3824901900	CULTURED CRYSTAL, EXC OPTICAL >=2.5g BY WGT, NESOI	KG 84,716	645,863
3824904000	FATTY SUBST OF ANIMAL/VEGETABLE ORGIN MIXTURES	KG 6,190	9,027
3824909040	MIXTURES, ACYCLIC, MONOHYDRIC, UNSUBST ALCH, NESOI	KG 2,829,213	8,987,898



TABLE 4 - SHIPMENTS OF MERCHANDISE FROM PUERTO RICO TO THE UNITED STATES,  
BY COMMODITY:FISCAL YEAR 2000

COMM-CODE	COMMODITY AND UNIT OF QUANTITY		QUANTITY	VALUE-\$
3824909060	CHEM PRODUCTS & PREP OF CHEM/ALLIED INDUSTRY,NESOI	KG	724,509	1,825,607
	PLASTICS AND ARTICLES THEREOF; RUBBER AND ARTICLES THEREOF.....	TOTAL		116,125,723
	PLASTICS AND ARTICLES THEREOF.....	TOTAL		78,536,960
3901200000	POLYETHYLENE HAVING A SPEC GRAVITY OF 0.94 OR MORE	KG	111,669	67,570
3901901000	POLYMERS OF ETHYLENE IN PRIMARY FORM,ELASTOMERIC	KG	58,794	19,759
3901905500	ETHYLENE COPLOYMERS	KG	59,788	48,234
3901909000	POLYMERS OF ETHYLENE IN PRIMARY FORM,NESOI	KG	289,726	96,716
3902100000	POLYPROPYLENE	KG	38,102	6,874
3903190000	POLYSTYRENE,NESOI	KG	42,370	54,900
3905190000	POLYMERS OF VINYL ACETATE,NOT IN AQUEOUS DISPERS	KG	15,299	11,971
3905290000	VINYL ACETATE COPOLYMERS, NESOI	KG	7,348	18,000
3905911000	COPOLYMERS: CONT BY WT >=50% DER VINYL ACETATE	KG	308,258	304,166
3905915000	OTHR VINYL COPOLYMERS, NESOI	KG	120,365	109,185
3905998000	OTHER VINYL POLYMERS IN PRIMARY FORMS,NESOI	KG	106,146	101,428
3906100000	POLYMETHYL METHACRYLATE	KG	15,815	20,004
3906901000	OTHR ACRYLIC POLYMERS IN PRIMARY FORM,ELASTOMERIC	KG	100,009	108,175
3907100000	POLYACETALS	KG	44,153	382,360
3907200000	OTHER POLYETHERS	KG	19,618	15,212
3909300000	OTHER AMINO-RESINS	KG	11,090	17,892
3909400000	PHENOLIC RESINS	KG	49,481	61,728
3909506000	POLYURETHANES, EXCEPT ELASTOMERIC	KG	594	32,076
3910000000	SILICONES IN PRIMARY FORMS	KG	674,920	1,027,987
3911901000	OTHER ELASTOMERIC RESINS NESOI	KG	54,250	86,216
3912120000	CELLULOSE ACETATES,PLASTICIZED	KG	25,079	120,281
3912200000	CELLULOSE NITRATES (INCLUDING COLLODIONS)	KG	2,547	4,000
3912390000	CELLULOSE ETHERS,NESOI	KG	13,199	51,399
3912900000	CELLULOSE & ITS CHEMICAL DERIV,PRIMARY FORMS,NESOI	KG	1,450	16,087
3913901000	CHEMICAL DERIVATIVES OF NATURAL RUBBER	KG	1,237	8,441
3913908000	NATURAL POLYMERS & MODIF NAT POLYMRS,PRIM FM,NESOI	KG	145,107	112,217
3915100000	WASTE,PARING,SCRAP,OF PLAST,OF POLYMRS OF ETHYLENE	KG	1,057,377	489,771
3915900010	OF POLYETHYLENE TEREPHTHALATE (PET) PLASTICS	KG	94,541	50,092
3915900090	OTHER PLASTICS OTHER THAN PET PLASTICS	KG	160,888	89,574
3916901000	RODS,STICKS,& PROFILE SHAPES,OF ACRYLIC POLYMERS	KG	394,503	1,202,558
3916906000	MONOFILAMENTS,CROSS-SECTION >1MM,ROD, ETC, NESOI	KG	37,103	175,421
3917210000	TUBES,PIPES & HOSES,RIGID,OF POLYMRS OF ETHYLENE	KG	29,278	45,550
3917220000	TUBES,PIPES & HOSES,RIGID,OF POLYMERS OF PROPYLENE	KG	77	9,912
3917230000	TUBES, PIPES & HOSES, OF POLYMER OF VINYL CHLORIDE	KG	1,181,431	1,553,361
3917290090	TUBES,PIPES & HOSES,RIGID,OF PLASTIC,NESOI>=200MM	KG	2,132	48,573
3917320000	TUBES ETC, NT REINFORCED OR COMBINED, NESOI	KG	21,508	65,570
3917330000	TUBES,PIPES & HOSES,NOT RIGID,NOT REINF,WITH FIT	KG	1,290,730	2,908,785
3917390000	TUBES, PIPES & HOSES, NESOI	KG	287,717	399,610
3917400000	FITTINGS FOR TUBES,PIPES & HOSES,OF PLASTIC	KG	683,989	1,580,087
3919101000	SELF-ADHES PLATES,ETC,ROLS <=20CM,LIGT REF,GLAS GR	X		55,000
3919102020	ELECTRICAL TAPE	M2	29,308	112,600
3919905030	ELECTRICAL TAPE OF PLASTICS	M2	274,281	1,053,628
3920100000	PLATES,SHEETS,ETC,NONCELL, NOT REINF,POLM ETHYLENE	KG	151,081	614,664
3920200000	PLATES,SHEETS,ETC,NONCELL, NOT REIN,POLM PROPYLENE	KG	8,207	82,747
3920410000	PLATES,SHEETS,ETC,NONCELL,NT REIN,POLM VY CHL,RIGD	KG	8,199	204,949
3920420000	PLATES,SHEETS,ETC,NONCELL,NT REIN,POLM VY CHL,FLEX	KG	192	8,271
3920590000	PLATE,SHEET,FILM,FOIL,STRIP, ACRYLIC POLYMER,NESOI	KG	20,865	9,995
3920710000	PLATES,ETC,NONCEL,N REIN,OF REGENERATED CELLULOSE	KG	10,507	26,900
3920910000	PLATES,ETC,NONCEL,N REIN,OF POLYVINYL BUTYRAL	KG	18,363	67,870
3920920000	PLATES,ETS,NONCEL,N REIN,OF POLYAMIDES	KG	16	3,176
3920990000	PLATES,FOIL,NONCELL, NT REIN,OF OTH PLASTIC, NESOI	KG	585,641	1,658,314
3921130000	PLATES,SHEETS,ETC, & STRIP,CELL OF POLYURETHANES	X		135,761
3921190000	PLATES,SHEETS,FILM,FOIL & STRIP,CELL,OF OTH PLAST	KG	62,787	1,502,023
3921901000	PLATES,SHEETS,ETC & STRIP,EXC CELL,COMBINED W TEXT	M2	8,250	25,000
3921905010	HIGH PRESSURE PAPER REINFORCD DECORATIVE LAMINATES	M2	32	2,540
3921905050	PLATES,SHEETS,ETC,PLAS,EX CELL,EX FLEX,NESOI	M2	1,779	5,409
3922100000	BATHS,SHOWER BATHS & WASHBASINS,OF PLASTIC	X		7,407
3923100000	BOXES,CASES,CRATES & SIMILAR ARTICLES,OF PLASTIC	X		2,380,176
3923210000	SACKS & BAGS(INCL CONES) OF POLYMERS OF ETHYLENE	KG	6,501	37,413
3923290000	SACKS & BAGS(INCLUDING CONES) OF OTHER PLASTICS	KG	2,255,471	1,931,747
3923300000	CARBOXS,BOTTLES,FLASKS & SIMILAR ARTICLES,OF PLAST	X		3,626,629
3923400000	SPOOLS, COPS, BOBBINS & SIMILAR SUPPORTS, PLASTICS	X		41,616

TABLE 4 - SHIPMENTS OF MERCHANDISE FROM PUERTO RICO TO THE UNITED STATES,  
BY COMMODITY:FISCAL YEAR 2000

COMM-CODE	COMMODITY AND UNIT OF QUANTITY		QUANTITY	VALUE-\$
3923500000	STOPPERS,LIDS,CAPS,& OTHER CLOSURES,OF PLASTIC	X		2,106,789
3923900000	ART FOR CONVEYING OR PACKING OF GOODS,PLAST,NESOI	X		4,532,645
3924100000	TABLEWARE AND KITCHENWARE OF PLASTICS	X		130,993
3924902000	PICTURE FRAMES OF PLASTICS	X		4,000
3924905500	HOUSEHOLD ARTICLES & TOILET ARTICLES,OF PLAST,NESO	X		255,000
3925200090	WINDOWS & THEIR FRAMES &THRESHLDS FOR DOOR OF PLAS	KG	12,755	117,356
3925301000	BLINDS(INCLUDING VENETIAN BLINDS)OF PLASTIC	NO	601	3,000
3926100000	OFFICE OR SCHOOL SUPPLIES OF PLASTIC	X		68,097
3926201010	GLOVES,SEAMLESS,SURGICAL & MEDICAL,OF PLASTIC	DPR	56,244	179,092
3926305000	FITTINGS FOR FURNITURE,COACHWORK,ETC,PLASTIC,NESOI	KG	15,382	52,473
3926901000	BUCKETS & PAILS,OF PLASTIC	NO	3,200,191	4,873,249
3926902000	ICE BAGS,DOUCHE BAGS,ETC, & FITTINGS THEREFOR	X		18,969,400
3926903000	PARTS FOR YACHTS OR PLEASURE BOATS,ETC	X		27,000
3926904500	GASKETS,WASHERS & OTHER SEALS	X		3,000
3926905500	BELTING & BELTS,FOR MACH,CONT TEXT FBR,V-BELTS	KG	21,979	184,722
3926906000	BELTING & BELTS FOR MACHINERY,NESOI	KG	90,866	679,652
3926908700	FLEX PLAS DOCUMENT BINDERS,WITH TABS,ROLLED/FLAT	X		9,000
3926909810	LABORATORY WARE	X		12,875,559
3926909830	OTH ART OF PLASTIC & OTH MAT,HDG 3901-3914,LADDERS	NO	2,345	64,537
3926909885	OTH ART OF PLASTIC & OTH MAT, HDG 3901-3914,NESOI	X		8,285,819
	RUBBER AND ARTICLES THEREOF..... TOTAL			37,588,763
4001100000	NATURAL RUBBER LATEX, WHETHER OR NOT PREVULCANIZED	KG	17,224	2,995,918
4002110000	LATEX OF (SBR); (XSBR)	KG	27,964	32,000
4006900000	OTHER FORMS & ARTICLES, OF VULCANIZED RUB, NESOI	KG	58	3,000
4008210000	PLATES OF VULCANIZED RUB, OF NONCELLULAR RUBBER	KG	268,671	15,646,000
4009400000	PIPE, REINFORCED/COMBINE W/ MATERIAL, W/O FITTINGS	KG	21,772	55,940
4010110000	CONVEYOR BELTS OR BELTING REINFORCED WITH METAL	KG	600	23,400
4010190000	CONVEYOR BELTS/BELTING OF VULCANIZE RUBBER, NESOI	KG	200	6,800
4010290000	TRANSMISSION BELT/BELTING, OF VULCANIZE RUB, NESOI	KG	942	7,410
4011101000	RADIAL TIRES OF A KIND USED ON MOTOR CARS	NO	3,628	237,282
4011105000	PNEUMATIC TIRE, EXC RADIAL, USE MOTOR CARS, NESOI	NO	4,237	212,255
4011205050	NEW PNEUMATIC TIRE, RUB FOR BUS/TRK OFF-HWY, NESOI	NO	1	5,500
4012200000	USED PNEUMATIC TIRES OF RUBBER	NO	23,520	63,428
4013100010	INNER TUBES, OF RUBBER, USED ON MOTOR CARS	NO	239	8,000
4014100000	SHEATH CONTRACEPTIVE, OF VULCANIZE RUB, EXC HD RUB	X		4,074,907
4014905000	HYGENIC ARTICLE, EXC NURSING NIPPLES, NESOI	X		4,500
4015190000	GLOVES, EXCEPT SURGICAL AND MEDICAL GLOVES, NESOI	DPR	9,938	219,412
4015900000	ARTICLE OF APPAREL, EXC GLOVE, VULCANIZE RUB,NESOI	X		99,750
4016930000	GASKET, WASHERS & OTHER SEALS, OF VULCANIZED RUB	X		1,834,350
4016995010	MECHANIC ARTICLE FOR MOTOR VEHICLE, VULCANIZED RUB	X		1,089,444
4016996000	OTHER ARTICLES VULCANIZED RUB, EXC HD RUB, NESOI	X		10,969,467
	RAW HIDES AND SKINS, LEATHER, FURSKINS AND ARTICLES THEREOF; SADDLERY AND HARNESS; TRAVEL GOODS, HANDBAGS AND SIMILAR CONTAINERS; ARTICLES OF ANIMAL GUT(OTHER THAN SILKWORM GUT)..... TOTAL			143,191,023
	RAW HIDES AND SKINS(OTHER THAN FURSKINS) AND LEATHER..... TOTAL			582,288
4101210020	CATTLE HIDES, WHOLE, FRESH OR WET-SALTED	PCS	1,318	45,900
4101300000	HIDES & SKINS BOVINE ANIMALS NESOI OTHERWISE PRES	PCS	9,933	43,409
4103200000	REPTILE SKINS FRESH, SALTED, DRIED ETC, NOT TANNED	PCS	351	2,625
4103900060	PIG, HOG SKINS FRESH SALTED ETC, NOT TANNED	PCS	79,711	208,843
4104293000	BUFFALO LEATHER NESOI TANNED ETC NOT FURTHER PREPRD	M2	580	26,860
4104315010	BOVINE NESOI/EQUINE UPPER LEATHER SPLIT DRESSD/ETC	M2	6,054	164,720
4104318000	BOVINE/EQUINE LEATHR FANCY FULL/SPLIT GRAINS NESOI	M2	6,284	72,141
4104395010	BOVINE/EQUINE UPPER LEATHER SPLIT, NESOI, PREPARED	M2	1,575	6,538
4107290000	REPTILE LEATHER, EXCEPT VEGETABLE PRETANNED	M2	5,308	11,252
	ARTICLES OF LEATHER; SADDLERY AND HARNESS; TRAVEL GOODS, HANDBAGS AND SIMILAR CONTAINERS; ARTICLES OF ANIMAL GUT (OTHER THAN SILKWORM GUT)..... TOTAL			112,988,618

TABLE 4 - SHIPMENTS OF MERCHANDISE FROM PUERTO RICO TO THE UNITED STATES,  
BY COMMODITY:FISCAL YEAR 2000

COMM-CODE	COMMODITY AND UNIT OF QUANTITY		QUANTITY	VALUE-\$
4201006000	SADDLERY & HARNESSSES ETC FOR ANY ANIMAL, NESOI	X		274,669
4202110000	TRUNKS, SUITCASES,ETC,SURFACE COMPS/PATENT LEATHER	NO	4,201	21,000
4202120000	TRUNKS, SUITCASES,ETC,SURFACE PLASTIC/TEXT MATERLS	NO	522,543	3,021,064
4202190000	TRUNKS,SUITCASES,VANITY CASES ETC,NESOI	NO	19,406	138,030
4202210000	HANDBAGS, SURFACE OF COMPOSITION/PATENT LEATHER	NO	1,981,155	54,576,644
4202310000	ARTICLES FOR POCKET OR HANDBAG,COMP/PATENT LEATHER	NO	520,837	25,958,795
4202910010	GOLF BAGS,OUTER SURFACE LEATHER	NO	1,435	10,550
4202910040	OTHER BAGS, OUTER SURFACE COMPS/PATENT LEATH,NESOI	NO	25,880	50,000
4202927000	CONTAINERS NESOI W OUTER SURFACE PLSTIC/TEXT MTRLs	NO	1,060,209	490,360
4202990000	CASES, BAGS & CONT, OTHER OF MATR/COVERINGS,NESOI	NO	102,249	7,115,992
4203100090	ARTICLES OF APPAREL, NESOI	NO	1,107,874	20,734,207
4203400000	OTH CLOTHING ACCESSORIES, LEATHER/COMPOS LEATHER	X		5,130
4204000000	ARTICLES OF LEATHER USED IN MACHINERY/MECH APPLIAN	X		157,800
4205000000	ARTICLES OF LEATHER, NESOI	X		434,377
	FURSKINS AND ARTIFICIAL FUR; MANUFACTURES THEREOF.....	TOTAL		29,620,117
4303100030	MINK FURSKIN ARTICLES, APPAREL, CLOTHING ACCESSORY	NO	57	8,500
4303100060	FURSKIN ARTICLE APPAREL CLOTHING ACCESSORIES NESOI	NO	296,083	3,118,268
4303900000	ARTICLES OF FURSKINS, NESOI	X		26,493,349
	WOOD AND ARTICLES OF WOOD;WOOD CHARCOAL; CORK AND ARTICLES OF CORK; MANUFACTURES OF STRAW, OF ESPARTO OR OF OTHER PLAITING MATERIALS;BASKETWARE AND WICKERWORK.....	TOTAL		3,076,193
	WOOD AND ARTICLES OF WOOD; WOOD CHARCOAL.....	TOTAL		2,842,033
4407100002	WOOD SWN LGTHWSE TRTD OV 6MM CONIF EX FINGER-JOINT	M3	621	189,096
4407100045	LODGEPOLE PINE OV6MM NT TRT NESOI EX FINGER-JOINT	M3	262	23,586
4407990025	MAPLE WOOD NESOI SAWN LENGTHWISE, OVER 6 MM, NESOI	M3	11	5,000
4409103000	WOOD MOLDINGS, CONIFEROUS	M	44,001	6,600
4409201000	WOOD SIDING CONTINUOUSLY SHAPED, NONCONIFEROUS	M2	68	7,526
4414000000	WOODEN FRAMES PAINTINGS, PHOTOGRAPHS, MIRRORS, ETC	NO	4,443	66,550
4415100000	CASES/BOXES/CRATES/SIMLR PACKNGS, CABLE-DRUMS, WOO	NO	19,541	85,000
4415200000	PALLETS, BOX PALLETS AND OTHER LOAD BOARDS OF WOOD	NO	176,450	425,112
4416009040	VATS, TUBS/COOPERS PRDCTS/PARTS, WOOD, USED, NESOI	X		18,200
4417000000	TOOLS/TOOL & BROOM BODIES ETC SHOE LAST/TREES WOOD	X		79,700
4418100000	WINDOWS, FRENCH-WINDOWS AND THEIR FRAMES, OF WOOD	NO	1,300	9,623
4418400000	FORMWORK (SHUTTERING) FOR CONCRETE CONSTRUCTN WOOD	X		5,014
4418904080	BUILDERS' JOINERY AND CARPENTRY OF WOOD, NESOI	X		426,500
4420100000	STATUETTES AND OTHER ORNAMENTS, OF WOOD	X		46,800
4420907000	JEWELRY BOXES/SILVERWARE CHESTS/CIGAR BOX ETC WOOD	NO	14,332	28,669
4420908000	WOOD MARQUETRY, INLAID WOOD, CASKETS, ETC, NESOI	X		78,119
4421100000	CLOTHES HANGERS, OF WOOD	X		6,600
4421904500	WOOD BLINDS, SHUTTERS, SCREENS AND SHADES	X		57,433
4421906500	TOOTHPICKS/SKEWERS ETC & SIMLR SMALL WARES OF WOOD	X		1,276,905
	CORK AND ARTICLES OF CORK.....	TOTAL		224,160
4504900000	AGGLOMERATED CORK & ARTICLES OF AGGLOM CORK, NESOI	X		224,160
	MANUFACTURES OF STRAW, OF ESPARTO OR OF OTHER PLAITING MATERIALS; BASKETWARE AND WICKERWORK.....	TOTAL		10,000
4601990000	PLAIT MAT'L EX VEG, PARALLEL STRANDS/WOVEN SHEETS	X		10,000
	PULP OF WOOD OR OF OTHER FIBROUS CELLULOSIC MATERIAL; WASTE AND SCRAP OF PAPER OR PAPERBOARD; PAPER AND PAPERBOARD AND ARTICLES THEREOF.....	TOTAL		53,945,250
	PULP OF WOOD OR OF OTHER FIBROUS CELLULOSIC MATERIAL;WASTE AND SCRAP OF PAPER OR PAPERBOARD.....	TOTAL		1,772,439

TABLE 4 - SHIPMENTS OF MERCHANDISE FROM PUERTO RICO TO THE UNITED STATES,  
BY COMMODITY:FISCAL YEAR 2000

COMM-CODE	COMMODITY AND UNIT OF QUANTITY	QUANTITY	VALUE-\$
4701000000	MECHANICAL WOODPULP (AIR DRY WEIGHT) CTN	1,653	466,560
4707200020	HIGH-GRADE DEINKING WASTE PAPER AND PAPERBOARD T	64	18,376
4707300040	WASTE/SCRAP PAPER, PAPERBD, MECHANICAL PULP, NESOI T	3,100	1,246,092
4707900000	WASTE, SCRAP, INCL UNSORTED, PAPER, PAPERBD, NESOI T	304	41,411
	PAPER AND PAPERBOARD; ARTICLES OF PAPER		
	PULP, OF PAPER OR OF PAPERBOARD..... TOTAL		43,992,540
4802100000	HANDMADE PAPER AND PAPERBOARD, UNCOATED KG	30,900	90,000
4802400000	WALLPAPER BASE (HANGING PPR) UNCOATD, ROLLS/SHEETS KG	13,617	119,650
4802521000	WRITING PPR UNCTD NOV 10% MECH 40-150G/M2 ROLL/SHT KG	20,317	28,564
4802521500	COVER PPR UNCTD NOV 10% MECH 40-150G/M2 ROLL/SHEET KG	5,772	5,000
4802528000	PPR/PBRD UNCTD NOV 10% MECH NESOI 40-150G/M2 RL/SH KG	14,904	27,153
4802602000	DRAWING PAPER UNCOATED OV 10% MECH FBRS ROLL/SHEET KG	6,645	5,039
4803000000	TOILET ETC HSHLD/SANTRY STOCK PAPER IN ROLL/SHEETS KG	7,418	14,718
4804314020	KRAFT BAG/SACK PPR UNCTD UNBLCH 150G/M2/LESS RL/SH KG	15,906	10,930
4804420010	KRFT BASE STCK MLK CARTN ETC UNCT BLCH 151-224G/M2 KG	6,554	5,600
4804420040	KRFT BASE STCK PACKAGNG UNCTD BLCH 151-224G/M2 RLL KG	937	8,500
4804490000	OTH KRFT PPR/PPRBRD UNCTD BLCHD NESOI 151-224G/M2 KG	750	4,189
4805210040	PPR/PPRBRD UNCTD NESOI MULTI-PLY EA LAYR BLCHD RLL KG	770	4,189
4805400000	FILTER PPR & PPRBRD EX KRAFT UNCTD IN ROLLS/SHEETS KG	25,777	73,185
4805604000	WRAPPING PPR EX KRAFT, UNCTD 150G/M2/LESS ROLL/SHT KG	31,909	45,644
4805704040	LINERBRD EX KRF <80% CHEM SULFATE WDPL 151-224G/M2 KG	21,639	49,000
4805705000	PPR/PBRD EX KRAFT UNCTD NESOI 151-224G/M2 RLL/SHTS KG	3,968	10,500
4808100000	CORRUGATED PPR/PBRD, W/N PERFORATED NESOI ROLL/SHT KG	63,825	264,176
4810114000	PPR/PBRD WRITNG ETC NESOI CLAY CTD NOV 150G/M2 ETC KG	12,182	102,394
4810120000	PPR/PBRD WRITNG ETC NESOI CLAY CTD OV 150G/M2 ETC KG	7,937	27,923
4810290000	PPR/PBRD EX LIT-WGH WRITNG ETC CLAY CTD OV 10% MEC KG	8,400	4,759
4811100000	PPR/PBR COATD/IMPREG WTH TAR BITUMEN/ASPHALT NESOI KG	55,596	219,985
4811312010	BASE STCK MLK CRTN/BEV CNT, CTD IMPRG COV PLASTICS KG	60,442	29,581
4811312020	FLDNG CRTN STCK COATD ETC PLASTICS BLCH .3MM> THCK KG	3,895	10,000
4811394020	FLDNG CRTN STCK CTD/IMPG/COV PLASTIC 150G/M2<, RLL KG	9,070	20,000
4811400000	PPR/PBRD CTD/IMPG/COV WTH WAX/STEARIN ETC RLL/SHTS KG	7,865	18,800
4811909000	PPR/PBRD/CELLULSE WADDNG & WEBS COAT/COV ETC NESOI KG	16,017	136,656
4816900000	TRANSFER PPRS CUT TO SIZE/SHAPE & PPR OFFSET PLATE KG	107	3,298
4817100000	ENVELOPES OF PAPER/PAPERBOARD, FOR CORRESPONDENCE THS	9,056	189,613
4817200000	PPR/PBRD LTTR CARD/PLAIN POSTCARD/CORRS CARD NESOI KG	3,960	3,500
4817300000	PPR/PBRD BOXES/POUCHES/ETC CONT ASSORTMNT STATNRY KG	2,348	5,000
4818100000	TOILET PAPER KG	394,873	525,179
4818300000	TABLECLOTHS & TABLE NAPKINS OF PAPER, PPR PULP ETC KG	1,353	2,530
4818404010	SANITARY NAPKINS/TAMPONS EX PPR PULP, OF PAPER ETC KG	66,643	349,782
4818404030	DIAPERS & DIAPER LINERS EX PAPER PULP OF PAPER ETC KG	173,856	576,792
4818500000	ARTCLS OF APPAREL/CLOTHING ACCESSORS OF PAPER ETC KG	562,223	3,856,284
4818900000	BED SHEETS & SIMLR HOUSEHLD/HOSPITAL ART PPR NESOI KG	29,982	244,157
4819100040	CARTONS/BOXES/CASES OF CORRUGATED PPR/PBRD, NESOI KG	574,877	1,376,994
4819200020	SANITARY FOOD & BEV CNTNRS NON-CORRUGATED PPR/PBRD KG	17,989	43,300
4819200040	FLDNG CRTNS/BOXES/CASES OF NON-CORRUGATED PR NESOI KG	166,322	294,869
4819300040	SACKS & BAGS, BASE WIDTH OF 40CM/MORE, PAPER NESOI KG	31,746	100,000
4819400020	SHIPPING SACKS/MULTIWALL BAGS BASE WIDTH <40CM, PP KG	8,775	6,925
4819503000	RECORD SLEEVES OF PAPER OR PAPERBOARD KG	682	10,500
4819504020	FIBER DRUMS/CANS/TUBES & SIMLR CNTRS OF PAPER ETC KG	4,775	4,000
4819504040	RIGID BOXES & CARTONS OF PAPER/PAPERBOARD, NESOI KG	111,030	247,374
4819600000	BOX FILES/LTTR TRAY/STORAGE BOX ETC, OFFICE/SHOPS KG	78,367	97,941
4820100000	REGISTERS/ACCT BKS/NOTEBOOKS/LETTER PAD ETC PPR/PBRD NO	2,259,614	4,153,337
4820200000	EXERCISE BOOKS, OF PAPER OR PAPERBOARD NO	81,145	101,430
4820300020	LOOSE-LEAF BINDERS, OF PAPER OR PAPERBOARD KG	4,429	2,509
4820300040	BINDERS EX LOOSELEAF/FOLDERS/FILE COVERS, PPR/PBRD KG	2,032	3,000
4820400000	MANIFOLD BUSINESS FORMS/INTRLEAVD CARBON SETS PPR KG	3,547,288	29,466,442
4820500000	ALBUMS FOR SAMPLES/COLLECTIONS OF PAPER/PAPERBOARD NO	29,275	123,540
4820900000	BLOTTING PADS/BOOK COVERS/ARTCL STATNRY NESOI,PAPR KG	19,649	54,551
4821100000	PAPER AND PAPERBOARD LABELS OF ALL KINDS, PRINTED KG	58,237	221,990
4821902000	PAPER/PPRBOARD LABELS, UNPRINTED, PRESSURE-SENSIVE KG	2,402	7,997
4821904000	PAPER/PPRBRD LABELS, UNPRINTED, NOT PRESSR-SENSIVE KG	61,943	124,806
4823110000	GUMMED/ADHESIVE PPR STRIP/ROLL PRSSR-SENS NT LABEL KG	965	4,090
4823190000	GUMMED/ADHESIVE PPR STRIP/RLL NT PRSS-SEN NT LABEL KG	337	19,252
4823201000	PAINT FILTERS AND STRAINERS, PAPER CUT TO SIZE KG	3,759	5,593
4823510000	PPR/PBRD FOR GRAPHICS NESOI PRNT/EMBSSD ETC CUT SZ KG	46	6,026
4823600040	TRAYS/DISHES/PLATES ETC NESOI OF PAPER/PPRBOARD KG	111,235	293,586

TABLE 4 - SHIPMENTS OF MERCHANDISE FROM PUERTO RICO TO THE UNITED STATES,  
BY COMMODITY:FISCAL YEAR 2000

COMM-CODE	COMMODITY AND UNIT OF QUANTITY		QUANTITY	VALUE-\$
4823908550	ARTICLES OF PPR PULP/PPR/PPRBRD/CELLULSE ETC NESOI	KG	26,690	130,218
	PRINTED BOOKS, NEWSPAPERS, PICTURES AND OTHER PRODUCTS OF THE PRINTING INDUSTRY;MANUSCRIPTS,TYPESCRIPTS AND PLANS.....	TOTAL		8,180,271
4901100000	PRINTED BOOKS/BROCHURES/LEAFLETS ETC,SINGLE SHEETS	KG	20,304	242,565
4901910020	DICTIONARIES (INCLUDING THESAURUSES)	NO	920	6,549
4901990010	TEXTBOOKS	NO	139,295	690,125
4901990030	DIRECTORIES	NO	5,362	6,700
4901990040	BIBLES/TESTAMENTS/PRAYER BOOKS OTH RELIGIOUS BOOKS	NO	4,372	31,581
4901990050	TECHNICAL, SCIENTIFIC AND PROFESSIONAL BOOKS	NO	41,799	393,906
4901990070	HARDBOUND BOOKS, NESOI	NO	47,435	212,743
4901990075	RACK SIZE PAPERBOUND BOOKS, NESOI	NO	2,801	3,500
4901990091	PRINTD MATTER NT OV 4 PAGES EACH EXCL COVERS NESOI	NO	19,157	11,896
4901990092	PRINTED MATTER NESOI 5-48 PAGES EACH EXCL COVERS	NO	56,362	35,000
4901990093	PRINTED MATTER NESOI 49 OR MORE PAGES EA EX COVERS	NO	9,300	5,766
4902902020	NEWSPAPERS APPEARING LESS THAN FOUR TIMES A WEEK	KG	7,112	19,926
4906000000	PLANS, DRAWINGS FOR ARCHITECTURAL, ETC PURPOSES	KG	1	6,000
4907000000	UNUSED POSTAGE, BANKNOTES, CHECK FORMS, STOCK, ETC	KG	8,262	3,871,405
4908900000	TRANSFERS (DECALOMANIAS), NESOI	KG	84	2,692
4909004020	GREETING CARDS, PRINTED	THS	737	52,000
4909004040	CARDS, PRINTED, NESOI	THS	248	5,000
4910000000	CALENDARS, CALENDAR BLOCKS OF ANY KIND, PRINTED	KG	800	7,282
4911100090	TRADE ADVERTISING MATERIAL, PRINTED, NESOI	KG	38,475	136,492
4911910020	POSTERS, PRINTED	KG	227	4,790
4911910040	PICTURES, DESIGNS AND PHOTOGRAPHS, PRINTED, NESOI	KG	2,167	148,716
4911990000	PRINTED MATTER, NESOI	KG	266,828	2,285,637
	TEXTILES AND TEXTILES ARTICLES.....	TOTAL		444,423,728
	SILK.....	TOTAL	86,997	3,286,080
5002000000	RAW SILK (NOT THROWN)	KG	38,826	15,407
5004000000	SILK YARN NOT PUT UP FOR RETAIL SALE	KG	48,171	3,270,673
	WOOL,FINE OR COARSE ANIMAL HAIR; HORSEHAIR YARN AND WOVEN FABRIC.....	TOTAL		95,753
5101290000	OTHER WOOL,NOT CARDED/COMBED,DEGREASED,NOT CARBONZ	CYK	6,803	24,968
5105100000	CARDED WOOL	KG	1,705	24,012
5106100010	YARN OF CARDED WOOL,NOT FOR RETAIL SALE,=>85% WOOL	KG	77	2,952
5111190000	WOVN FBRC CRD WOOL/FN ANML HR>=85% WL/FAH<300 G/M2	M2	5,797	43,821
	COTTON.....	TOTAL		894,118
5203000000	COTTON, CARDED OR COMBED	KG	81,051	431,536
5204190000	COTTON SEWING THREAD,NOT RETAIL,<85% BY WGT COTTON	KG	17,761	129,791
5204200000	COTTON SEWING THREAD, PUT UP FOR RETAIL SALE	KG	292	7,850
5205410000	COT YRN,MULTIPLE,COMBED,>=85%COT,NOT RETAIL,<=14NM	KG	6,437	50,912
5207900000	COT YARN,NOT SEWING THREAD,FOR RETAIL SALE,<85%COT	KG	6,559	30,062
5208114060	PRINTCLTH,PLN/WV,UNBLCHD,>=85%COT,<=100G/M2,44-68#	M2	3,789	5,683
5208124020	POPLN/BROADC,UNBL,>=85%COT,>100<=200G/M2,<=43#,P/W	M2	23,198	46,396
5208430000	WOV FAB COT WGT <=200G/M2 3-4 THRD TWL YR DF CL	M2	26,682	43,400
5208492000	WOV FAB COT WGT <=200G/M2 OT FAB STN/TWL WV YR D C	M2	912	3,000
5209390070	WOV COT FAB 85% COT, DY NOTPLWOV NESOI OV 200 G/M2	M2	14,493	50,000
5209490000	WOV COT FAB >85% COT YN DY >200 G/M2 OTH FABRICS	M2	5,537	9,005
5210314020	WOV FAB COT CON <85% WGT COT <200G/M2 #<44 POP/BRD	M2	7,160	14,342
5210514020	WOV FAB COT CON <85% WGT COT <200G/M2 <=43 POP/BRD	M2	2,993	5,997
5211430000	WOV COT FAB UN85% COTMMF YN DY3-OR4-THTW OV200G/M2	M2	21,303	34,724
5212130000	WOV COT FAB UN85% COT NESOI, DYED NOV 200 G/M2	M2	2,000	31,420
	MAN-MADE FILAMENTS.....	TOTAL		14,985,329
5401100000	SEWING THREAD SYNTHETIC FILAMENTS, FOR RETAIL SALE	KG	66	3,100
5402610000	NYLON FILAMENT YARN MULTIPLE/CABLED NT RETAIL SALE	KG	251,345	2,532,055
5404900000	SYNTHETIC STRIP WIDTH NOT > 5MM	KG	4	5,437
5405003000	ARTIFICIAL MONOFILAMENT > 67 DECITEX WIDTH NT 1MM	KG	735,640	12,360,956

TABLE 4 - SHIPMENTS OF MERCHANDISE FROM PUERTO RICO TO THE UNITED STATES,  
BY COMMODITY:FISCAL YEAR 2000

COMM-CODE	COMMODITY AND UNIT OF QUANTITY	QUANTITY	VALUE-\$
5407100000	WOV FAB SYN FIL HI TEN NYLON ETC AND POLYESTER M2	2,545	5,000
5407420000	WOV FAB SYN FIL YN NESOI 85% NYLON ETC DYED M2	12,327	50,781
5407610000	WOV FAB CONT 85% OR > BY WGT NONTTEXTURED POLY FILA M2	18,888	28,000
	MAN-MADE STAPLE FIBERS..... TOTAL		110,394
5504100000	ARTIF STP FIB NT CRD, CMB OR PRSD SPNG: VIS RAYON KG	20,408	31,550
5508100000	SEW THD MMF STPL FIB WTH NT RETAIL SALE SYN STP FB KG	1,844	19,734
5510110000	YRN N SWG TH ART ST FB N RT SL >=85% ART S FB SN Y KG	2,602	21,570
5516220000	DYED WOV FABRC,ARTF STPL FBR<85%A-S-F;MIX WITH MMF M2	3,607	37,540
	WADDING,FELT AND NONWOVENS;SPECIAL YARNS;TWINE,CORDAGE,ROPES AND CABLES AND ARTICLES THEREOF..... TOTAL	385	3,672
5607900000	TWINE, CORD WHET/NT PLAIT IMPREG W/RUB/PLAST NESOI KG	385	3,672
	CARPETS AND OTHER TEXTILE FLOOR COVERINGS..... TOTAL	17,038	1,103,039
5701100000	CARPETS&OTH TEX FLOOR COVR,WOOL/FINE ANML HR,KNOTD M2	1,695	71,762
5701900000	CARPETS&OTH TEX FLOOR COVR,OTH TEX MATERIALS,KNOTD M2	1,568	11,700
5702410000	CARPETS,ETC OF WOOL/FINE ANIMAL HAIR,PILE, MADE-UP M2	5,195	897,494
5702420000	CARPETS, ETC OF MMF TEXTILE MATERIALSS,PILE,MADE-U M2	8,077	99,019
5705000000	OTHR CARPETS&OTHR TEX FLOOR COV,WHETHR/NOT MADE-UP M2	503	23,064
	SPECIAL WOVEN FABRICS;TUFTED TEXTILE FABRICS; LACE; TAPESTRIES; TRIMMINGS; EMBROIDERY..... TOTAL		4,460,023
5803903000	GAUZE, NT NARROW OTH TEX MAT, OF MANMADE FIBERS M2	10,021	17,839
5804290000	LACE IN PIECE,NOT OF 6002,MECH MDE LCE OTH TEX MAT KG	7,219	90,780
5806100000	WOV PILE FAB (INC TERRY TOWEL & SIM) & CHENILE FAB KG	319	6,000
5806200000	NAR WOV FAB NESOI >5% ELASTOMERIC YRN/RUBBER THRD KG	11,392	120,401
5806310000	NARROW WOVEN FABRICS, NESOI, OF COTTON KG	11,200	190,301
5806321090	OTHER RIBBONS OF MANMADE FIBERS NESOI KG	91	19,179
5806393080	NAR WOVEN FABRICS OF TEXTILE MATERIAL, NESOI KG	105,247	3,886,464
5807101000	WOV LABEL & SIM ART IN PE STRP/CUT SHPE/SZE N/EMBR KG	47	5,211
5807901000	OTH LABEL & SIM ART IN PE STRP/CUT SHPE/SZE N/EMBR KG	33	3,400
5807902000	OTH BADGE & SIM ART IN PE STRP/CUT SHPG/SZE N/EMBR KG	3,906	64,768
5808100000	BRAID IN PIECE W/O EMBROID OTH THAN KNIT/CROCHETED KG	1	3,000
5810990000	EMBROID PE, STRP/MOTIF: OTH EMBROID NESOI TEX MAT KG	624	52,680
	IMPREGNATED,COATED,COVERED OR LAMINATED TEXTILE FABRICS;TEXTILE ARTICLES OF A KIND SUITABLE FOR INDUSTRIAL USE..... TOTAL		154,757
5901900000	TRACING CLOTH;PREPRD PAINTG CANVAS;BUCKRAM-HAT FND M2	43,591	99,446
5903901000	TEXTILE FABRIC NESOI, COATED ETC NESOI, COTTON M2	3,484	10,000
5906100000	ADHESIVE TAPE NOT OVER 20 CM WIDE KG	43	5,000
5911102000	TEXTILE FABRICS, OTH THAN PRINTERS' RUBBER BLANKET KG	3,707	6,000
5911310000	TEXTILE FABRICS ETC, PAPERMAKING, UNDER 650 G/M2 M2	972	6,000
5911900040	TEXTILE CORDS, BRAIDS & THE LIKE, USED IN INDUSTRY KG	950	13,311
5911900080	TEXTILE PRODUCTS ETC FOR TECHNICAL USES NESOI KG	850	15,000
	KNITTED OR CROCHETED FABRICS..... TOTAL	209,603	1,651,656
6001100000	LONG PILE FABRICS, KNITTED OR CROCHETED KG	10,578	161,272
6001290000	LOOPED PILE FABRICS OTHER TEX MAT, KNIT OR CROCHET KG	8,621	18,000
6002108000	OTH KNIT FAB <30 CM WD >5% ELSTOMERIC YRN/RUB THRD KG	14,127	324,402
6002300000	OTHR KNIT/CROCHET FABRC >5% ELASTOMRC YRN/RUBR THRD KG	15,837	206,500
6002430070	OTHER WARP KNIT FABRIC(INCL GALLOON)MAN-MADE FIBER KG	1,518	19,425
6002490000	OTHER WARP KNIT FABRICS (INCLUDING GALLOON); OTHER KG	19,392	80,000
6002921000	OTH KNT FAB OF COT, CIR KT, >100 MT NUM PER YARN KG	1,106	14,750
6002929020	COTTON FABRICS OF SINGLE KNIT CONSTRUCTION, NESOI KG	11,373	23,067
6002929080	KNITTED OR CROCHETED COTTON FABRICS, NESOI KG	75,848	245,815
6002930000	OTH FAB WARP KT (INC MDE ON GALON KT MACH) OTH MMF KG	1,868	11,781
6002990000	OTH KNT/CROCHET FABRIC OTH TEXTILE MATERIALS,NESOI KG	49,335	546,644

TABLE 4 - SHIPMENTS OF MERCHANDISE FROM PUERTO RICO TO THE UNITED STATES,  
BY COMMODITY:FISCAL YEAR 2000

COMM-CODE	COMMODITY AND UNIT OF QUANTITY		QUANTITY	VALUE-\$
	ARTICLES OF APPAREL AND CLOTHING ACCESSORIES,KNITTED OR CROCHETED.....	TOTAL		263,275,187
6102200000	W/G OVERCOAT CARCOAT & SIMILAR ART COTTON, KNIT	DOZ	433	12,980
6102900000	W/G OVERCOATS CARCOATS & SMLR ART OT TEX MTRL,KNIT	DOZ	3,023	341,128
6103120000	MEN'S OR BOYS' SUITS OF SYNTHETIC FIBERS, KNITTED	NO	308	12,000
6103194000	M/B SUITS OTHER TEXTILE MATERIALS, KNIT	NO	281	5,745
6103220000	MEN'S OR BOYS' ENSEMBLES OF COTTON, KNITTED OR CRO	DOZ	66	9,500
6103410000	M/B TROUSER OVERALLS SHORTS ETC WOOL, KNIT	DOZ	2,508	40,000
6103420000	M/B TROUSERS OVERALLS SHORTS ETC COTTON, KNIT	DOZ	133	15,105
6103430000	M/B TROUSERS OVERALLS SHORTS ETC SYN FIBERS, KNIT	DOZ	361	15,400
6103491500	M/B TROUSERS OVERALLS SHORTS ETC ART FIBERS, KNIT	DOZ	444	10,000
6104110000	W/G SUITS OF WOOL, KNIT	NO	44,075	1,249,319
6104120000	WOMEN'S OR GIRLS' SUITS OF COTTON, KNITTED OR CROC	DOZ	229	20,585
6104191200	W/G SUITS OF ARTIF FIBERS CONT 23% MORE WOOL, KNIT	NO	7,560	43,292
6104420000	WOMEN'S OR GIRLS' DRESSES OF COTTON, KNITTED OR CR	DOZ	110	5,990
6105100000	MEN'S OR BOYS' SHIRTS OF COTTON, KNITTED OR CROCHE	DOZ	1,283	88,765
6106100000	WOMEN'S OR GIRLS' BLOUSES AND SHIRTS COTTON, KNIT	DOZ	428	26,566
6107110000	MEN'S OR BOYS' UNDERPANTS AND BRIEFS COTTON, KNIT	DOZ	21,255,780	205,466,032
6107120000	MEN'S/BOYS' UNDERPANTS & BRIEFS MANMADE FIBER,KNIT	DOZ	636,264	6,657,684
6107210000	MEN'S OR BOYS' NIGHTSHIRT AND PAJAMAS COTTON, KNIT	DOZ	169	6,000
6108210000	WOMEN'S OR GIRLS' BRIEFS AND PANTIES COTTON, KNIT	DOZ	690,950	11,118,952
6108220000	WOMEN'S/GIRLS' BRIEFS & PANTIES MANMADE FIBER, KT	DOZ	63,565	864,695
6108290000	W/G BRIEFS & PANTIES OT TEXTILE MATERIALS, KNIT	DOZ	315,636	4,437,992
6108320000	W/G NIGHTDRESSES & PAJAMAS MANMADE FIBERS, KNIT	DOZ	8,127	628,188
6108390000	W/G NIGHTDRESSES & PAJAMAS OT TEXTILE MATERIAL, KT	DOZ	65,071	4,455,000
6108920000	W/G NEGLIGEEES BATHROBES & SIMILAR ART MMF, KNIT	DOZ	52	5,928
6109100005	M OR B T-SHIRTS ALL WHITE OF COT KT SS W/O PKT T E	DOZ	10,432	128,513
6109100009	M/B ARTICLES SIMILAR TO T-SHIRTS ETC OF COT, KNIT	DOZ	6,286	151,583
6109100013	MEN'S OR BOYS' T-SHIRTS EX WHITE OF COTTON, KNIT	DOZ	205	3,797
6109100024	M OR B TANK TOPS, SINGLETES NESOI OF COTTON	DOZ	799	20,000
6109100037	WOMEN'S OR GIRLS' UNDERWEAR OF COTTON KNIT CROCHET	DOZ	297,691	4,348,727
6109901018	M OR B TANK TOPS & SINGLETES OF MMF KNIT OR CROCHET	DOZ	1,324	46,499
6109901090	W/G ARTICLES SIMILAR TO T-SHIRTS, ETC OF MMF, KNIT	DOZ	24,013	594,660
6109901530	W OR G UNDERWEAR OF WOOL WITH LONG SLEEVES KNITTED	DOZ	552	27,662
6110100015	MEN'S OR BOYS' SWEATERS WOOL INC CASHMERE, KNIT	DOZ	354	88,804
6110201020	W OR G SWEATERS OF COT, >=36% FLAX FB KNIT	DOZ	4,313	531,772
6110202022	W OR G SWEATERS OF COTTON NESOI KNIT	DOZ	1,848	110,708
6110900011	M/B SWEATERS OF OTH TEXTILE MATERIAL KNIT & CROCHT	DOZ	55,113	1,045,264
6110900027	W&G SWEATERS OF OT TEXTILE MATERIAL KNIT OR CROCHT	DOZ	199,764	19,050,840
6111300000	BABIES' GARMENTS & CLTHNG ACCESS SYN FIBERS, KNIT	DOZ	37,200	1,297,348
6113000012	W/G GARMENTS NT COATS KNIT IMPREGNATED WITH RBR/PL	DOZ	250	35,779
6114200000	OTHER GARMENTS OF COTTON, KNITTED OR CROCHETED	DOZ	2,684	49,750
6115110000	PANTY HOSE & TIGHT SYN FIB MEAS <67 DCTX/SYN, KNIT	DPR	21,949	201,000
6115200000	WOMEN'S HOSIERY < 67 DCTX/SINGLE YARN, KNIT	DPR	290	2,856
6115910000	SOCKS & OT HOSRY & FTWR W/OUT APPLD SLS WOOL, KNIT	DPR	80	2,779
	ARTICLES OF APPAREL AND CLOTHING ACCESSORIES,NOT KNITTED OR CROCHETED.....	TOTAL		149,255,014
6201190000	M/B OVERCOATS CARCOATS SMLR ART OT TEX MTRL, NT KT	DOZ	107,321	3,292,742
6201990000	M/B ANORAK SKI JACKET & SMLR ART OT TEX MTRL, N KT	DOZ	36,263	8,645,237
6203120000	MEN'S OR BOYS' SUITS OF SYNTHETIC FIBERS, NOT KNIT	NO	1,008	14,000
6203220000	MEN'S OR BOYS' ENSEMBLES OF COTTON, NOT KNITTED OR	DOZ	1,520	100,000
6203310000	M/B SUIT-TYPE JACKETS AND BLAZERS OF WOOL, NT KNIT	DOZ	2,200	150,000
6203410000	M/B TROUSER OVERALLS BREECHES SHORTS WOOL, NT KNIT	DOZ	472	26,641
6203424013	M&B TROUSERS,BREECHES BLUE DENIM COT NOT KNT NESOI	DOZ	3,001	532,316
6203424017	M&B TROUSERS & BREECHES OF COTTON NOT KNIT NESOI	DOZ	50,389	2,039,650
6203424077	MEN'S & BOYS' SHORTS OF COTTON NOT KNIT NESOI	DOZ	432	72,570
6203431000	M&B TROUSERS ETC OF SYN FIB CON>=15% DWN,WFP NT KT	DOZ	83,851	741,694
6203435010	M/B TROUSERS & BREECHES SYN FIB NOT KNITTED NESOI	DOZ	1,906	118,098
6203492500	M/B TROUSERS,BREECHES,SHORTS ARTIF FIB NOT KNITTED	DOZ	897	35,757
6203493000	M/B TROUSER OVERALL SHORT ETC OT TEX MTRL, N KNIT	DOZ	418,752	36,028,865
6204110000	W/G SUITS OF WOOL, NOT KNIT	NO	11,803	378,412
6204193000	WOMEN'S/GIRLS' SUITS OTHER TEXTILE MATERIALS, N KT	NO	1,805	37,002
6204210000	WOMEN'S OR GIRLS' ENSEMBLES OF WOOL, NOT KNIT	DOZ	473	30,422
6204420000	WOMEN'S OR GIRLS' DRESSES OF COTTON, NOT KNITTED O	DOZ	254	19,370
6204440000	WOMEN'S OR GIRLS' DRESSES ARTIFICIAL FIBERS, N KT	DOZ	1	7,719



TABLE 4 - SHIPMENTS OF MERCHANDISE FROM PUERTO RICO TO THE UNITED STATES,  
BY COMMODITY:FISCAL YEAR 2000

COMM-CODE	COMMODITY AND UNIT OF QUANTITY	QUANTITY	VALUE-\$		
6204520000	WOMEN'S/GIRLS' SKIRTS & DIVIDED SKIRTS COTTON,N KT	DOZ	187	11,068	
6204592500	WOMEN'S/GIRLS' SKIRTS OF ARTIFICL FIBERS, NOT KNIT	DOZ	2,376	10,740	
6204594000	WOMEN'S/GIRLS' SKIRTS OT TEXTILE MATERIALS, N KNIT	DOZ	1,035	67,050	
6204621000	W&G TROUSERS ETC OF COTTON CON>=15% DWN,WFP NT KNT	DOZ	417	30,000	
6204624013	W/G TROUSERS ETC COT BLUE DENIM NOT CONT DOWN,N KT	DOZ	5,059	438,792	
6204624017	W/G TROUSERS ETC OT COTTON NOT CONT DOWN, NOT KNIT	DOZ	212	3,926	
6205100000	MEN'S OR BOYS' SHIRTS OF WOOL, NOT KNIT	DOZ	207	4,224	
6205202022	MEN'S OR BOYS' DRESS SHIRTS OF COTTON, NOT KNITTED	DOZ	97	5,742	
6205203000	MEN'S OR BOYS' OTHER SHIRTS OF COTTON, NOT KNITTED	DOZ	87,243	4,123,130	
6205302085	MEN'S OR BOYS' DRESS SHIRTS MANMADE FIBERS,NT KNIT	DOZ	1,080	6,500	
6205900000	MEN'S OR BOYS SHIRTS OT TEXTILE MATERIALS, NT KNIT	DOZ	307,117	23,586,066	
6206300000	W/G BLOUSES SHIRTS & SHIRT BLOUSES COTTON,NOT KNIT	DOZ	65	3,555	
6207993000	M/B BATHROBES & SMLR ART OT TEXTILE MTRL, NOT KNIT	DOZ	8,829	150,000	
6208190000	W/G SLIPS & PETTICOATS OT TEXTILE MATERIALS, N KT	DOZ	7,095	82,000	
6208913000	W/G SNGLT OT UNSHIRT PANTIES ETC COTTON, NOT KNIT	DOZ	14,386	632,982	
6208920015	W/G BATHROBES DRSSNG GOWN/SMLR ART MMF, NOT KNIT	DOZ	7,580	218,259	
6208920035	W/G SNGLT OT UNSHIRT PANTIES ETC MANMADE FIB,N KT	DOZ	1,467	16,101	
6208992010	W/G NEGLIGEES, BATHROBES ETC OF WOOL, NOT KNIT	DOZ	348	18,848	
6208992020	W/G BRIEFS & PANTIES OF WOOL, NOT KNIT	DOZ	2,026	36,346	
6208999000	W/G UNSHIRTS PANTIES BATHROBES ETC MANMADE FIB,NKT	DOZ	1,349	52,465	
6209200000	BABIES' GARMENTS & CLTHNG ACCESS COTTON, NOT KNIT	DOZ	2,202	241,476	
6209900000	BABIES' GARMENTS/CLTHNG ACCESS OT TEX MTRL,NOT KNI	DOZ	4,235	457,407	
6210200000	M/B OVERCOATS ETC FELTS NONWOVEN IMPREG TEX F,N KT	DOZ	322	21,528	
6210300000	W/G OVERCOAT ETC FELTS NONWOVEN IMPREG TEX F, N KT	DOZ	25,012	1,813,413	
6211120000	WOMEN'S OR GIRLS' SWIMWEAR, NOT KNITTED OR CROCHET	DOZ	168	11,631	
6211320000	MEN'S OR BOYS' OTHER GARMENTS OF COTTON, NOT KNITT	DOZ	2,340	150,000	
6211330000	MEN'S OR BOYS' OTHER GARMENTS MANMADE FIBERS, N KT	DOZ	104,985	2,642,872	
6211430000	OTH GAR WOM GRLS MM FIB EX TRACK SKI-SUITS SWMWER	DOZ	662	16,600	
6212100010	BRASSIERES PARTS THEREOF WHTR KNIT OR CROC OF COT	DOZ	1,184,552	11,313,575	
6212100020	BRASSIERES PARTS THEREOF WHTR KT OR CRT OF MM FIB	DOZ	2,065,694	48,558,305	
6212100030	BRASSIERES PARTS THEREOF KT O CR EX COT OR MM FIB	DOZ	352,089	1,260,043	
6212200010	GIRDLES AND PANTY-GIRDLES OF COTTON	DOZ	6,471	178,178	
6212200020	GIRDLES AND PANTY-GIRDLES OF MANMADE FIBERS	DOZ	4,115	94,790	
6212200030	GIRDLES & PANTY-GIRDLES TEX MTRL EX COTTON/MMF	DOZ	324	3,948	
6212900000	BRACES SUSPENDERS GARTERS ART PARTS KT O CT NESOI	DOZ	21,639	719,459	
6217900000	OTH MADE-UP CLOTHING ACCESS PART GAR, PARTS NESOI	DOZ	1,636	3,500	
OTHER MADE-UP TEXTILES ARTICLES; NEEDLE CRAFT SETS;WORN CLOTHING AND WORN TEXTILE ARTICLES;RAGS.....				TOTAL	5,148,706
6302210025	OTHER BED LINEN, PRINTED: OF COTTON, SHEETS	NO	61,412	389,093	
6302930000	OTHER FURNISHINGS OF MAN-MADE FIBERS: NESOI	NO	390	5,724	
6303910000	CURTAIN & INTERIOR BLINDS/BED VALANCES, NESOI, COT	NO	816	8,568	
6305200000	SACKS & BAGS KIND USED FOR PACKING OF GOODS COTTON	KG	7,258	26,871	
6305320000	SACK & BAG FOR PKG GOOD MMADE MAT, FLEX BULK CONT.	KG	17,064	264,700	
6305900000	SACK & BAG USED FOR PACKING GOODS NESOI TEX MAT	KG	858	2,921	
6307903000	OTH MADE-UP ART INC DRESS PATTERNS: NESOI LABELS	KG	12,210	101,384	
6307905000	OTH MD-UP ART INC DRES PTRN NESOI CORSET/F-WRE LAC	KG	12,361	54,335	
6307906500	OTH MADE-UP ART INC DRESS PATN NESOI SURGICAL DRPE	KG	178	7,678	
6307909925	OTHER MADE-UP NATIONAL FLAGS OF THE U.S.	NO	577,987	1,040,679	
6307909990	OTHER MADE-UP ARTICLES OF TEXTILE MATERIAL NESOI	KG	315,985	3,014,374	
6309000000	WORN CLOTHING AND OTHER WORN ARTICLES	KG	28,284	204,760	
6310100000	USED/NEW RAG, SCRPT TWNE & WORN-OT ART TWNE ETC SOR	KG	170	27,619	
FOOTWEAR,HEADGEAR,UMBRELLAS, SUN UMBRELLAS,WALKING STICKS, SEATSTICKS,WHIPS,RIDING CROPS AND PARTS THEREOF;PREPARED FEATHERS AND ARTICLES MADE THEREWITH; ARTIFICIAL FLOWERS;ARTICLES OF HUMAN HAIR.....				TOTAL	154,487,899
FOOTWEAR,GAITERS AND THE LIKE; PARTS OF SUCH ARTICLES.....				TOTAL	146,059,085
6401927000	BOOTS RUB PLAST NO STITCH OV ANKLE NOV KNEE NESOI	PRS	96,699	3,878,213	
6401990000	SHOES RUB PLAST NO STITCH NOT OVER ANKLE NESOI	PRS	105,502	2,046,948	
6402200000	OTH FTWR W/UPPR STRAP ASSMB TO SOLE BY PLUG(ZORIS)	PRS	14,842	63,130	
6402913500	FOOTWEAR RUB PLAST STITCH NESOI ANKLE COVER NESOI	PRS	472,049	6,102,440	



TABLE 4 - SHIPMENTS OF MERCHANDISE FROM PUERTO RICO TO THE UNITED STATES,  
BY COMMODITY:FISCAL YEAR 2000

COMM-CODE	COMMODITY AND UNIT OF QUANTITY		QUANTITY	VALUE-\$
6402991815	OTH FTWR R/P UPPER>90% R/P TENNIS/BASKETBALL SHOES	PRS	86,843	1,564,007
6403190000	FOOTWEAR LEA UPPER, SPORTS FOOTWEAR EXC SKI-BOOTS	PRS	678	19,000
6403511000	FOOTWEAR LEA UPPER NESOI LEA O SOL ANK COV MEN	PRS	468	21,602
6403592500	FOOTWEAR LEA UP A SOL NESOI NOT ANK COV MEN	PRS	568,874	16,967,258
6403594500	FOOTWEAR LEA UP A SOL NESOI NOT ANK COV WOMEN	PRS	2,179,589	31,830,434
6403596500	FOOTWEAR LEA UP A SOL NESOI NOT ANK COV NESOI	PRS	12,025	128,741
6403912000	FOOTWEAR LEA UP NONLEA SOL ANK COV NESOI MEN	PRS	789,314	16,726,252
6403914000	FOOTWEAR LEA UP NONLEA SOL ANK COV NESOI WOMEN	PRS	866,559	18,247,227
6403918000	FOOTWEAR LEA UP NONLEA SOL ANKCOV NESOI EX MN WOMN	PRS	328,663	6,716,158
6403992500	FOOTWEAR LEA UP NONLEA SOL NOT ANKL WORK SHOES	PRS	19,958	763,519
6403995500	FOOTWEAR LEA UP NONLEA SOL NOT ANKL NESOI MEN	PRS	17,134	486,600
6403996500	FOOTWEAR LEA UP NONLEA SOL NOT ANKL NESOI WOMEN	PRS	719,787	12,629,465
6403998500	FOOTWEAR LEA UP NONLEA SOL NOT ANK NESOI EX MN WMN	PRS	275	5,775
6404110000	FOOTWEAR TEX UP RUBPLAS SOL SPORT SHOES	PRS	6,841	50,350
6404202500	FOOTWEAR TEX UP LEA SOLE FOR MEN	PRS	918	31,851
6404204500	FOOTWEAR TEX UP LEA SOLE FOR WOMEN	PRS	3,836	73,589
6404206500	FOOTWEAR TEX UP LEA SOLE EXCEPT FOR MEN AND WOMEN	PRS	4,930	208,120
6405100030	OTH FTWEAR W UPPERS LEATHER/COMPOSITION LEATHER MN	PRS	979,522	15,759,652
6405100090	OTH FTWEAR W UPPERS LEATHER/COMP LEATHER OT PERSON	PRS	3,180	8,801
6405202500	FOOTWEAR NESOI TEX UPPER FOR MEN	PRS	421	23,184
6405206500	FOOTWEAR NESOI TEX UPPER EXCEPT FOR MEN AND WOMEN	PRS	30,560	550,323
6405902000	OT FTWEAR DISPOSABLE DESIGNED FOR ONE-TIME USE	PRS	5,117	241,737
6405909000	OTHER FOOTWEAR OTHER NESOI	PRS	146,902	4,977,899
6406100000	FOOTWEAR UPPERS AND UPPER PARTS EXCEPT STIFFENERS	X		1,708,846
6406200000	PARTS OF FTWEAR OUT SLS & HLS OF RUBBER OR PLASTIC	X		1,200,600
6406910000	PARTS OF FOOTWEAR OTHER OF WOOD	X		65,268
6406999500	FOOTWEAR PARTS NESOI,AND ACCESSORIES ETC NESOI	X		2,962,096
	HEADGEAR AND PARTS THEREOF..... TOTAL		20,896	8,338,316
6504000000	HATS&OTHR HDGR,PLAITD/ASSEMBLD STRIPS ANY MATERIAL	DOZ	100	7,400
6506100010	ATH, REC AND SPORT SAFETY HEADGEAR, LINED OR TRMED	DOZ	17,036	8,082,250
6506100090	SAFETY HDGR,WHETHER/NOT LINED/TRIMMED, N.E.S.O.I.	DOZ	420	203,600
6506990000	OTHR HEADGR OTHR MATRLS NESOI WHETHER/NOT LINE/TRM	DOZ	597	35,000
6507000000	HDBANDS,LININGS,COVERS,FRAMES,VISORS,ETC CHINSTRAP	DOZ	2,743	10,066
	PREPARED FEATHERS AND DOWN AND ARTICLES MADE OF FEATHERS OR OF DOWN;ARTIFICIAL FLOWERS; ARTICLES OF HUMAN HAIR..... TOTAL			90,498
6702100000	PLASTIC ARTIFICIAL FLOWERS, FOLIAGE, & FRUIT & PTS	X		90,498
	ARTICLES OF STONE,PLASTER,CEMENT, ASBESTOS,MICA OR SIMILAR MATERIALS; CERAMIC PRODUCTS;GLASS AND GLASSWARE..... TOTAL			28,735,180
	ARTICLES OF STONE,PLASTER,CEMENT, ASBESTOS,MICA OR SIMILAR MATERIALS..... TOTAL			4,065,369
6802100000	TILES ETC LS TH 7CM; ARTFLY CLRD GR CHPGS A PWDR	X		10,423
6802290000	STONE, NESOI MON OR BLDG SMPLY CUT OR SWN	T	19	800,000
6804100000	MILLSTONES AND GRINDSTONES FOR MILLNG GRNDG PLPNG	NO	2	14,850
6804300000	HAND SHARPENING OR POLISHING STONES	NO	2,667	10,000
6805100000	ABRASVS ON A BASE OF WOVEN TEXTILE FABRIC ONLY	KG	71	5,228
6806900050	MXTRS A ART OF HEAT-INSL O SND-ABSRB MIN MTRL NES	X		2,975,809
6807900050	ARTICLES OF ASPHALT OR SIMILAR MATERIAL NESOI	KG	40,000	90,000
6810110000	BLDG BLCKS A BRCKS OF CMNT CNCRT ART ST W O N REIN	X		117,791
6810910000	PREFB STRCTRL CMPNTS O CNCRT CMNT O ARTF STONE	X		21,300
6812900020	ASBESTOS GASKETS, PACKING AND SEALS	KG	7	2,568
6813100000	BRAKE LININGS A PADS, ASBESTOS, OTH MINRLS, CELULS	X		9,400
6815990000	OTH ARTICLES OF STONE OR OTH MIN SUBSTNCES NESOI	X		8,000
	CERAMIC PRODUCTS..... TOTAL			750,315
6902105000	REFRCTRY BRICKS ETC OVER 50 PCT MGO CAO CHROM NESI	T	29	11,000
6903900050	OTH REFRACTORY CERAMIC GOODS NESOI, NONCLAY	KG	524	186,000
6904900000	CERAMIC FLOORING BLOCKS, SUPPRT OR FILLR TILE ETC	X		45,770
6908900000	GLAZED CERAMIC FLAGS A PAVING, HEARTH A WALL TILES	M2	12,139	120,777

TABLE 4 - SHIPMENTS OF MERCHANDISE FROM PUERTO RICO TO THE UNITED STATES,  
BY COMMODITY:FISCAL YEAR 2000

COMM-CODE	COMMODITY AND UNIT OF QUANTITY		QUANTITY	VALUE-\$
6909195000	CERAMIC WARE FOR LAB CHEMCL OR TECHN L USE, NESOI	X		13,933
6910900000	CERAMIC SANITARY FIXTURES OTH THN OF PORCLN/CHINA	X		18,575
6911900010	TOILET ARTICLES OF PORCELAIN OR CHINA	X		273,100
6911900050	HOUSEHOLD ARTICLES OF PORCELAIN OR CHINA, NESOI	X		35,000
6914900000	CERAMIC ARTICLES NESOI	X		46,160
	GLASS AND GLASSWARE.....	TOTAL		23,919,496
7002390090	TUBES OF GLASS NESOI, UNWORKED	KG	1,007,122	2,296,702
7005100000	FLOAT GLASS ETC IN NONWRD SHTS W ABS/REFL LAYER	M2	356	3,204
7007110000	TOUGHND SAFETY GLS OF SIZE A SHAPE FOR VEHCLS ETC	M2	298	4,473
7007290000	LAMINATED SAFETY GLASS, NOT FOR VEHICULAR USE	X		22,941
7009100000	REAR-VIEW MIRRORS FOR VEHICLES	NO	792	4,750
7010910500	PHARMACEUTICAL CONTAINERS, GLASS, OVER 1 LITER	GRS	45,065	951,911
7010915020	OTH GLASS CONTNRS W/WO CLSRS WIDE MOUTH OV 1 LTR	GRS	255	5,604
7010915060	OTH GLASS CONTNRS W/WO CLSRS NT WD MOUTH OV 1 LTR	GRS	3,250	65,000
7010925050	OTH GLSS CONTNRS W/WO CLSRS NT WD MTH OV .33 NOV 1	GRS	266,427	6,577,376
7010930500	PHARMACEUTICAL CNTRS, GLASS, OV 0.15 NOV 0.33 LTR	GRS	3,229	22,606
7010935060	OTH GLSS CONTNRS W/WO CLSRS NT WD MTH OV.15 NOV.33	GRS	51,067	795,712
7010940500	PHARMACEUTICAL CNTNERS, GLASS, NOT OVER 0.15 LITER	GRS	5,837	40,859
7013100000	GLASSWR OF GLS-CERAMICS FOR TABLE, KITCHN, OFF ETC	NO	16,503	46,200
7013210000	DRINKING GLASSES OF LEAD CRYSTAL	NO	445	4,000
7013390000	OTHER TABLE OR KITCHEN GLASSWARE NESOI	NO	8,818	6,766
7013910000	OTHER GLASSWARE, LEAD CRYSTAL, NESOI	NO	2,101	10,500
7013990000	OTHER GLASSWARE, NOT LEAD CRYSTAL, NESOI	NO	3,657	15,418
7014001000	GLASS LENS BLANKS (OTH THN FR SPECTCLS) NT OPT WKD	NO	5,001	20,000
7014003000	LENSES, FILTERS A PRTS, GLASS, NT OPTIC ELEM N WKD	X		182,511
7015900000	CLOCK, WATCH, NONCORRECTIVE GLASS ETC NESOI	X		20,173
7017100000	LAB, HYGIENIC, PHARMACEUT GLSWR, FUSD QURTZ/SILICA	X		445,560
7017900010	MICROSCPE SLIDES A MICRO COVER GLASSES OF GLS NESI	X		11,869,106
7017900050	OTHER LABORATORY, HYGIENIC OR PHARM GLASSWR NESOI	X		301,605
7018100000	GLSS BEADS IMIT PRLS PRC/SMPRC ST ETC;ART NT JWLRY	X		70,184
7018200000	GLASS MICROSPHERES NOT EXCEEDING 1 MM IN DIAMETER	KG	1	3,366
7019391000	INSULATION PRODUCTS OF GLASS FIBERS	X		52,730
7020000000	OTHER ARTICLES OF GLASS, NESOI	X		80,239
	NATURAL OR CULTURED PEARLS,PRECIOUS OR SEMIPRECIOUS STONES,PRECIOUS METALS; METALS CLAD WITH PRECIOUS METAL, AND ARTICLES THEREOF;IMITATION JEWELRY; COIN.....	TOTAL		30,945,365
	NATURAL OR CULTURED PEARLS,PRECIOUS OR SEMIPRECIOUS STONES,PRECIOUS METALS; METALS CLAD WITH PRECIOUS METAL, AND ARTICLES THEREOF;IMITATION JEWELRY; COIN.....	TOTAL		30,945,365
7101100000	NATURAL PEARLS, NOT MOUNTED OR SET, INCL TMP STRNG	X		15,000
7102100000	DIAMONDS, UNSORTED	CAR	6,221	1,865,053
7106920000	SILVER, SEMIMANUFACTURED	GM	62,237,885	13,254,037
7108110000	GOLD POWDER, NONMONETARY	GM	9,096	96,211
7110210000	PALLADIUM, UNWROUGHT OR IN POWDER FORM	GM	1,213,068	1,677,581
7110410000	IRIDIUM, OSMIUM AND RUTHENIUM, UNWROUGHT OR POWDER	GM	28,000	83,780
7112100000	WASTE & SCRAP GOLD EXCL SWPNGS CNTNG OTH PREC MTLs	GM	27,584,000	300,000
7112900000	PRECIOUS METAL NESOI WASTE AND SCRAP	GM	39,314,726	622,190
7113110000	JEWELRY AND PARTS THEREOF, OF SILVER	X		25,000
7113190000	JEWELRY AND PARTS THEREOF, OF OTH PRECIOUS METAL	X		297,004
7114115100	SILVER KNIVES, FORKS, SPOONS OR LADLES, INCL SETS	PCS	476,522	7,146,335
7114117000	SILVER ARTS NESOI	X		2,896
7114190000	ARTLS OF GLD OR PLAT NESOI	X		573,234
7114200000	GOLD/SILVER -SMITHS' ARTCLS A PRTS, BS MTL CL W PM	X		174,224
7115100000	CATLYSTS PLAT WIRE CLOTH OR GRILL FORM	X		10,698
7116201000	JEWELRY OF PRECIOUS OR SEMIPRECIOUS STONES	X		3,000
7116204050	ARTICLES OF PRECIOUS OR SEMIPREC STONES, NT JEWELRY	X		3,000
7117110000	CFF LNKS A STDS BS MTL WHTHR OR NT PLTD W PRC MTL	X		3,898,783
7117190000	OTH IMITATION JEWELRY, BASE METAL, INC PR MTL PLTD	X		634,085
7117900000	IMITATION JEWELRY NOT OF BASE METAL	X		263,254

TABLE 4 - SHIPMENTS OF MERCHANDISE FROM PUERTO RICO TO THE UNITED STATES,  
BY COMMODITY:FISCAL YEAR 2000

COMM-CODE	COMMODITY AND UNIT OF QUANTITY	QUANTITY	VALUE-\$
	BASE METALS AND ARTICLES OF BASE METAL..... TOTAL		91,189,212
	IRON AND STEEL..... TOTAL		5,999,928
7204100000	CAST IRON WASTE AND SCRAP T	34,193	2,070,890
7204210000	STAINLESS STEEL WASTE AND SCRAP T	487	394,972
7204290000	ALLOY STEEL WASTE AND SCRAP NOT STAINLESS T	2,262	1,476,323
7205290000	POWDERS, IRON OR NONALLOY STEEL T	20	10,000
7207110000	SMFD IOS NA U.25PCT CRBN REC/SQ CS WDT UN 2X THNS KG	540	21,161
7207200000	SMFD IRN OR NONALLOY STL, .25 PCT OR MORE CARBON KG	11,340	30,000
7208101500	FLAT ROLD IRON/STL >=600MM,PICKLED,PATTERNS RELIEF KG	146,587	107,226
7208510050	FLAT RLD IRON/STL >=600MM,>10MM THICK,HOTRLD,NESOI KG	77,303	34,786
7209900000	FLAT ROLLED IRON/STL >=600MM,NOT CLAD,NOT COLD-RLD KG	61,924	142,837
7210300030	FLT RLD HI-STRNGH STL>=600MM,ELCTRLYTIC PLATE ZINC KG	91,431	79,857
7210300060	FLAT RLD IRON/STL >=600MM,ELECTROLYTIC PLATED ZINC KG	38,358	78,000
7214200000	CONCRETE REINFORCING BAR & ROD IRON/STL, HOT-DRAWN KG	6,190,067	1,493,156
7216100000	ANGLE,U,I,H SECT IRON/STL NALLOY,HOTROLL<80MM HIGH KG	2,591	3,136
7217101510	WIRE,IRON/STL NALLOY <.25%CARBON NOT PLATED/COATED KG	101,700	6,080
7220120000	FLAT-ROLL STAINLESS STL<600MM HOT-ROLL<4.75MM THCK KG	618	12,408
7220200000	FLAT-ROLLED STAINLESS STL< 600MM WIDE, COLD-ROLLED KG	1,405	21,096
7228308000	OTH BARS/RODS,OTH ALLOY STL,NOT TOOL STL, HOT-ROLL KG	42	6,000
7228605000	OTHR BARS/RODS,OTH ALLOY STEEL,NOT TOOL STL, NESOI KG	12,245	12,000
	ARTICLES OF IRON OR STEEL..... TOTAL		15,257,651
7301205000	ANGLES, SHAPES AND SECTIONS, WELDED, ALLOY STEEL KG	82,661	119,104
7302900000	RAILWAY OR TRAMWAY TRACK CONSTR MATRL OF IOS NESOI KG	4,165	18,000
7304390000	OTH IOS NA PS TB HLW PFL SMLS CIR CS NT CLD-WRKD KG	2,195	5,000
7305125000	LNPIPE FR OIL/GS CIRCS OTH LNG WLD, ALLOY ST KG	8,393	8,728
7305905000	OTH TUBES, PIPES NESOI RIVETED ETC NT WLD AL KG	24,211	20,108
7307110060	CAST FITTINGS OF NONMALLEABLE CAST IRON NESOI KG	95	4,000
7307199030	UNIONS, PIPE, OF IRON OR STEEL, CAST KG	114	8,110
7307230000	STAINLESS STEEL TUBE OR PIPE BUTT WELDING FITTINGS KG	140,789	471,316
7307912000	FLANGES OF IRON OR NONALLOY STEEL KG	10,886	52,800
7307914000	FLANGES OF ALLOY STEEL NOT STAINLESS KG	408	4,155
7307992000	OTHER FITTINGS NESOI OF IRON OR NONALLOY STEEL KG	86	2,736
7307994000	OTHER FITTINGS NESOI OF ALLOY STEEL NOT STAINLESS KG	45,352	34,000
7308400000	EQUIP SCAFFLDNG SHUTTRNG PROPPNG O PIT-PROPPNG IOS KG	18,419	836,486
7308909090	STRUCTURES AND PARTS ETC NESOI IRON OR STEEL KG	60,237	117,267
7309000030	TANKS, IOS CAP OV 300L NT INS NT MCH THRML NF GAS NO	219	49,943
7309000090	RESVRS VTS A SIM CNTNRS IOS CAP OV 300L NF GASES NO	838	293,277
7310100010	EMPTY STL DRMS A BBLs CAP OVR 50L, UND 300 LTRS NO	101,845	7,442,980
7310100050	TANKS CASKS CANS BOXES ETC NES IR/ST CAPAC 50-300L X		176,400
7310210000	CANS TO BE SOLDERED/CRIMPED CLOSED IR/ST UN 50 LTR NO	7,394,818	1,830,186
7310290000	TANKS CSKS DRMS CNS BXS ETC IOS NESOI UND 50 LTR NO	265	13,020
7311000000	CONTNRS FR CMPRSSD O LQFD GAS OF IRON O STEEL NO	716	136,085
7312105500	RPS CBL CRDG NT STRD WR IOS FTD/FTNGS O MD TO ARTC KG	118,197	2,523,883
7316000000	ANCHORS, GRAPNELS AND PARTS THEREOF, OF IRON/STEEL X		11,000
7318110000	COACH SCREWS, THREADED, OF IRON OR STEEL KG	64	10,000
7318152000	BOLTS W/WO THEIR NUTS O WSHRS, OF IRON OR STEEL KG	848	30,560
7318159000	THREADED FASTENERS NESOI OF IRON OR STEEL KG	8,483	79,820
7318190000	THREADED ARTICLES OF IRON OR STEEL, NESOI KG	7,497	43,312
7318290000	OTH NON-THREADED ARTICLES (FASTNRS) IRN/STL NESOI KG	3,392	20,350
7320201000	HELICAL SPRINGS SUITBLE FR MOTOR-VEHCL SUSP IR/STL KG	1,486	6,000
7320901000	HAIRSPRINGS OF IRON OR STEEL KG	1	3,000
7321111000	PORTBL COOKNG APPLNCS AND PLTE WMRS IOS FR GASFUEL NO	503	175,000
7321120000	COOKNG APPLNCS AND PLT WRMRS, IRN/STL FOR LIQ FUEL NO	986	68,591
7321820000	NONELC DOM APPL NESOI IOS LIQUID FUEL NO	822	120,000
7322190000	RADIATORS FOR CNTRL HTNG AND PARTS, IOS EXC CSTIRN X		3,000
7323100000	IOS WOOL, SCOURING PADS, GLOVES ETC, IRON OR STEEL KG	126	6,000
7323910000	TBL KTCHN OTH HH ARTCLS A PTS CST IRN NT ENMLD X		4,500
7323930010	STAINLESS STEEL COOKING AND KITCHENWARE NO	2,363	32,227
7323940000	HH ARTCS A PTS NESOI ENMLD IRN NT CST STL NT STNLS NO	1,251	10,000
7324290000	BATHS OF IRON OR STEEL, OTHER THAN CAST IRON NO	99	5,950
7326190000	OTH ARTIC IOS FRGD OR STMPD, NT FURTH WRKD, NESOI KG	18,925	80,361
7326200000	ARTICLES OF IRON OR STEEL WIRE NESOI X		31,100
7326901000	OTHER ARTICLES OF TINPLATE, NESOI (NOT HOUSEHOLD) X		68,040
7326906000	OTH ARTIC IOS, CTD OR PLTD W PREC METAL, NESOI X		6,120
7326908595	OTHER ARTICLES OF IRON OR STEEL NOT WIRE NESOI KG	6,557	275,136

TABLE 4 - SHIPMENTS OF MERCHANDISE FROM PUERTO RICO TO THE UNITED STATES,  
BY COMMODITY:FISCAL YEAR 2000

COMM-CODE	COMMODITY AND UNIT OF QUANTITY	QUANTITY	VALUE-\$
	COPPER AND ARTICLES THEREOF..... TOTAL	5,175,621	9,363,694
7402000000	UNREFND CPPR; CPPR ANODS F ELCTROLTC REFINING KG	6,494	10,000
7403210000	UNWROUGHT COPPER-ZINC BASED ALLOYS (BRASS) KG	70,294	90,997
7404000020	WASTE AND SCRAP OF REFINED COPPER KG	1,694,167	2,723,485
7404000045	BRASS WASTE AND SCRAP OVER 0.3 PERCENT LEAD KG	69,888	125,418
7404000062	WASTE AND SCRAP, BRASS, 0.3 PERCENT OR LESS LEAD KG	182,146	522,836
7404000080	OTHER COPPER ALLOY WASTE AND SCRAP, NESOI KG	2,840,249	4,524,761
7405000000	MASTER ALLOYS OF COPPER KG	20,040	23,898
7407210000	BARs, RODS AND PROFILES OF BRASS (CU-ZN BASE ALYS) KG	16,415	33,743
7408190000	REF CU WIRE W MAX CRS-SCTN UNDER 6 MM KG	22,125	50,000
7408290000	WIRE OF OTHER COPPER ALLOYS, NESOI KG	92,137	264,842
7409190000	PLATES SHEETS STRP REFIND COPPR OV.15MM TH NT COIL KG	9,804	50,000
7409210000	PLATES SHEETS STRIP OF BRASS OV.15MM THCK IN COILS KG	18,055	139,887
7411291000	PIPES AND TUBES OF COPPER ALLOYS, NESOI, SEAMLESS KG	13,009	30,000
7412100000	FITTINGS, PIPE AND TUBE OF REFINED COPPER KG	2,830	14,528
7413005000	CABLE, ETC NESOI OF CU NT INS NT MD INTO ARTCLS KG	5,684	99,599
7415100000	CU NLS TCKS DRW PNS STAPLES A SIM ART OR W CU HDS KG	6,584	169,908
7415320000	OTHER COPPER SCREWS (NOT FOR WOOD) BOLTS AND NUTS KG	3,747	44,663
7419910010	BRS PLMBG GDS NESOI CST STMPD FRGD NT FRTHR WORKED KG	33,639	331,986
7419910050	ART CU NESOI CST STMPD MLD FRGD NT FRTHR WORKED KG	15,570	48,000
7419995010	BRASS PLUMBING GOODS NESOI KG	51,557	55,143
7419995500	OTHER ARTICLES OF COPPER, NESOI KG	1,187	10,000
	NICKEL AND ARTICLES THEREOF..... TOTAL	2,313	394,343
7508100000	CLOTH, GRILL AND NETTING OF NICKEL WIRE KG	1,744	120,000
7508900000	OTHER ARTICLES OF NICKEL, NESOI KG	569	274,343
	ALUMINUM AND ARTICLES THEREOF..... TOTAL		49,541,658
7601100000	UNWROUGHT ALUMINUM, NOT ALLOYED KG	97,880	102,587
7601209045	OTH UNW AL ALLOY OF UNIFM C-S THRU IT LNTH NT COIL KG	103,462	287,997
7602000030	ALUMINUM USED BEVERAGE CONTAINER SCRAP KG	14,691,925	21,975,804
7602000090	AL WASTE AND SCRAP OTHER THAN USED BEV CONT SCRAP KG	12,019,367	15,968,695
7604103010	AL BAR, ROD, NT ALOY RND C-S OTSD DIA OF LES THN 1 KG	2,413	10,000
7604291000	ALUMINUM ALLOY PROFILES NOT HOLLOW KG	2,598	23,000
7604293050	AL ALY BR-RD HA RD C-S WI OTSI DIA OF 10MM OR MORE KG	751	3,000
7604295030	ALM AL BR RDS NT R CRS MX DM UN 10MM KG	3,113	12,450
7606113030	ALUM PLT SHT STRP REC/SQ NAL NT CLD OV 6.3MM THCK KG	205	3,000
7606113060	ALUM PLT SHT STRP REC/SQ NAL NT CL OV.2-6.3MM THK KG	10,000	69,404
7606116000	ALUM PLT SHT STRP REC O SQR NT ALY CLAD OV .2MM TH KG	8,875	19,000
7606126000	AL PLA SHE A STR REC IN SQ ALLOY CLAD OV 0.2MM THK KG	600	6,060
7606910010	CIRCLES A DISCS, ALUM NT ALLOYED OV 6.3MM THICK KG	4,989	23,000
7607113000	AL FOIL NT BKD RLD NT OV 0.01MM THK KG	80	4,530
7607116000	AL FL NT BCKD ETC OV 0.01MM BT NT OV 0.15 THCK KG	145	10,284
7607119000	ALUM FOIL NT BCKD NT OV 0.2MM THK NESOI KG	6,841	52,643
7608100090	AL TBS A PPS EXC SMLSS NT ALLOYED KG	222,716	4,787,366
7609000000	ALU TUB OR PIP FIT (COUPLINGS ELBOWS SLEEVES) KG	454	13,565
7610100000	ALU DOR WIN AND THEIR FRA AND THRES FOR DOORS KG	723	3,200
7610900020	OT AL SHT-MET ROOF SID FLR AND RF GUT A DRA EQUIP KG	2,056	12,000
7610900050	OTH ALUM STRCTRS A PRTS; AL PLTS TBS ETC FOR STRTR KG	88,820	147,388
7611000030	ALUMINUM TANKS W CPCTY EXCEEDING 300 LITERS NO	10	200,000
7611000090	ALUMINUM CONTAINERS, NESOI CAP OV 300 LITERS NO	498	7,649
7612100000	ALUMINUM COLLAPSIBLE TUBULAR CONTAINERS NT OV 300L NO	84,044	43,402
7612901030	ALUM CANS OF A CAPACITY NT EXCDG 355 ML NO	29,778,143	2,364,239
7612901060	OT AL CN OF A CP EX 355ML BU LS TH 3.8 LITERS NO	80,531	45,731
7612909000	OTHER ALUMINUM CONTAINERS CAPACITY 3.8-300 LITERS NO	85,397	42,699
7615110000	ALUM POT SCOURS, SCOURNG/POLISHNG PADS/GLOVES, ETC KG	4,922	26,214
7615192000	ALUM CKG KTCHWR CST NT SCOURRS/PLSHNG PDS, AND PTS NO	9,891	21,218
7615194000	ALUM CKNG KTCHNWR NT CAST NT SCOURRS/POL PDS,& PTS NO	250	3,796
7615199000	ALUM TBLE KTCHN OTH HSHOLD ARTCLS AND PTS THEREOF KG	501,540	2,245,750
7615200000	ALUMINUM SANITARY WARE AND PARTS THEREOF KG	11,624	31,595
7616108000	ALUMINUM COTTRS, COTTR-PNS, WASHRS A SIMLR ARTICLS KG	76,505	508,936
7616995080	ARTICLES OF ALUMINUM WIRE NESOI KG	5,455	30,000
7616995095	ARTICLES OF ALUMINUM NESOI KG	236,444	435,456
	LEAD AND ARTICLES THEREOF..... TOTAL	845,764	502,702

TABLE 4 - SHIPMENTS OF MERCHANDISE FROM PUERTO RICO TO THE UNITED STATES,  
BY COMMODITY:FISCAL YEAR 2000

COMM-CODE	COMMODITY AND UNIT OF QUANTITY	QUANTITY	VALUE-\$
7801999030	LEAD ALLOYS, UNWROUGHT	KG 20,874	10,333
7802000030	LEAD WASTE SCRAP OBTAINED FR LEAD-ACID STORAGE BAT	KG 81,553	77,169
7802000060	LEAD WASTE OTH THAN OBTAINED FRM LEAD-ACID STG BAT	KG 743,337	415,200
	ZINC AND ARTICLES THEREOF..... TOTAL	80,818	64,773
7902000000	ZINC WASTE AND SCRAP	KG 80,818	64,773
	TIN AND ARTICLES THEREOF..... TOTAL	6,111,652	674,613
8002000000	TIN WASTE AND SCRAP	KG 6,111,652	674,613
	OTHER BASE METALS;CERMETS; ARTICLES THEREOF..... TOTAL	19,108	355,911
8101100000	TUNGSTEN (WOLFRAM) POWDERS	KG 19,079	352,000
8101930000	TUNGSTEN WIRE	KG 29	3,911
	TOOLS, IMPLEMENTS,CUTLERY, SPOONS AND FORKS, OF BASE METAL; PARTS THEREOF OF BASE METAL..... TOTAL		1,924,433
8201100000	SPADES AND SHOVELS AND PARTS THEREOF OF BASE METAL	X	8,426
8201400000	AXS BL HKS SMLR HWNG TLS A PRTS, BS MTL	X	7,000
8201500000	ONE-HND SCTRS A SMLR ONE-HND PRNRS/SHRS INC PLTRY	X	40,560
8201900000	OTH HNDTLS FR AGRIC,FRSTRY A PRTS, BS MTL	X	27,679
8202310001	CIRC SAW BLDS BSE MTL W WRKNG PT OF STEEL	X	4,888
8203100000	FILES, RASPS AND SIMILAR TOOLS, OF BASE METAL	DOZ 214	3,000
8203206060	PNCRS A SMLR TLS EX PLRS O TWZRS, BS MTL	X	102,530
8203300000	METAL CUTTING SHEARS AND SIMILAR TOOLS, AND PARTS	X	114,903
8203400000	PP CTTRS BLT CTTRS PERFCT PNCHS SMLR A PTS, BS MTL	X	19,560
8204110060	HND-OP SPNRS A WRNCHES NONADJ,PTS,BMTL,OTHER	X	6,060
8205100000	DRILLING, THREADING OR TAPPING TOOLS A PTS, BS MTL	X	80,000
8205300000	PLNS CHSLS A SMLR CTTNG TLS FR WDWKNG,PTS,BS MTL	X	15,005
8205400000	SCREWDRIVERS,AND PARTS THEREOF, BASE METAL	X	62,760
8205510000	HOUSEHOLD TOOLS AND PARTS THEREOF, BASE METAL	X	80,997
8205599000	HANDTOOL INCL GLASS CUTTER & PARTS BASEMETAL NESOI	X	372,382
8205700090	CLAMPS AND SIMILAR HANDTOOLS, NOT VISES, AND PARTS	X	5,000
8206000000	TOOLS OF 2 OM OF HDG 8202-8205, STS FR RTAIL SALE	PCS 14,951	29,899
8207130000	RCK DRLNG EARTH BORNG TLS WRKNG PT CERMETS, & PTS	X	20,000
8207191030	PERCSN RCK DRLL BTS CORE BTS REAMRS,BS MTL, & PRTS	NO 8	8,000
8207195030	ROCK DRILLNG/EARTH BORNG TOOLS,BSE MTL,NESOI,PTS	X	60,000
8207200000	DIES DRW O EXTR MTL A PTS THRF	X	41,500
8207303000	PRSG STMPG PNCH TLS STBL F CTG MTL A PT	X	171,000
8207306030	STMPG DIES A PTS NT SUTBL F CTG MTL	X	43,347
8207306060	DIES MTL FORMG A THRD ROLLG A PTS	X	8,750
8207306090	TLS PR ST PU NESOI NT MTL CTG	X	7,600
8207502055	OTHER TWIST DRLS W CUTTING PART OF SPEC METAL CNT	NO 7,025	14,752
8207504060	INTCHBL DRLLNG TLS FOR HND O MCH TLS, METL-CUTTING	X	16,371
8207508000	TOOLS FOR DRILLING, NESOI, AND PARTS THEREOF	X	106,898
8207600060	OTHR BORING TOOLS NESOI AND PARTS THROF	NO 1	4,000
8207907540	ROUTER BITS	X	16,153
8207907570	INTRCHBL TLS FOR HND O MCH TLS, BASE MTL PRTS THRF	X	113,530
8210000000	HND-OP MECH APPL 10KG OR LSS,FD/DRK PRP/CON/SRV PT	X	76,420
8211950000	HANDLES BS MTL FR KNIVES WTH CUTTING BLADES NT 8208	X	10,742
8212100000	RAZORS	NO 14,508	9,007
8212900000	PARTS FOR RAZORS EXC BLADES	X	78,019
8214900000	OTHER ARTICLES OF CUTLERY NESOI A BASE METAL PARTS	NO 22,124	80,000
8215990000	SPNS FRKS LDLS ETC,BS MTL PTS,NT PRC MTL PLT,NT ST	X	57,695
	MISCELLANEOUS ARTICLES OF BASE METAL..... TOTAL	606,731	7,109,506
8301200000	LOCKS OF A KIND USED ON MOTOR VEHICLES, BASE METAL	KG 122	3,500
8301406030	DOOR LOCKS, LOCKSETS AND OTH BS MTL LOCKS FR DOORS	KG 1,127	15,861
8302104030	HINGES AND PARTS, BASE METAL, FOR DOORS	KG 8,390	33,460
8302104090	OTHER HINGES AND PARTS THEREOF OF BASE METAL NESOI	KG 224,536	2,685,010
8302200000	CASTORS, AND PARTS THEREOF, OF BASE METAL	KG 412	10,000
8302300000	OTH BS METL MOUNTNGS FTTNGS ETC FOR MOTOR VEHICLES	KG 43,288	243,926

TABLE 4 - SHIPMENTS OF MERCHANDISE FROM PUERTO RICO TO THE UNITED STATES,  
BY COMMODITY:FISCAL YEAR 2000

COMM-CODE	COMMODITY AND UNIT OF QUANTITY	QUANTITY	VALUE-\$
8302413000	DOOR CLSRS (EXC ATMTC) A PTS, BS MTL, FOR BUILDING	KG 680	4,900
8302418075	OTH BS METL MNTNGS FTNGS ETC FOR BUILDINGS, NESOI	KG 408	3,500
8302494500	OTH BS METL MNTNGS, FTNGS ETC FOR VEHICLES	KG 3,224	32,966
8302497500	OTHER BASE METAL MOUNTINGS, FITTINGS ETC, NESOI	KG 25,283	58,800
8302500000	HAT-RACKS HAT PEGS BRCKTS ETC PARTS, BASE METAL	KG 339	8,000
8303000000	SAFES, CASH OR DEED BOXES ETC A PRTS, BASE METAL	KG 2,626	10,000
8304000000	OFFICE AND DESK EQUIP A PRTS, OF BASE METAL	KG 33,217	208,980
8305900000	BS METL LETTR A PAPER CLIPS OTH OFFC ARTIC A PARTS	KG 13,475	82,638
8308100000	HOOKS, EYES AND EYELETS, OF BASE METAL	KG 7,501	153,240
8308908000	CLSPS, FRMS W CLSPS ETC BDS A SPNGLS, BASE METAL	KG 5,462	49,217
8309100000	CROWN CORKS INC SEALS AND CAPS, A PRTS, BASE METAL	KG 6,674	38,834
8309900000	STOPPERS, CAPS, LIDS, SEALS ETC NES, PRTS, BS METL	KG 163,576	404,627
8310000000	SGN PLTS NOS A SMBLS ET BM EXCPT OF HDG 9405	KG 160	3,500
8311100000	COATED ELECTRODES, BASE METAL, FOR ELEC ARC-WELDNG	KG 483	3,000
8311200000	CORED WIRE OF BASE METAL, FOR ELECTRIC ARC-WELDING	KG 55,189	2,967,383
8311303000	LEAD-TIN SOLDERS (COATED RODS AND CORED WIRE)	KG 5,900	65,059
8311306000	COATED RODS A CORED WIRE, BS METL, NES FR SOLDRT ET	KG 2,418	11,989
8311900000	WIRE ETC CTD/CRD W FLUX FR WLD ETC A PRTS NESOI	KG 2,241	11,116
	MACHINERY AND MECHANICAL APPLIANCES; ELECTRICAL EQUIPMENT;PARTS THEREOF; SOUND RECORDERS AND REPRODUCERS, TELEVISION IMAGE AND SOUND RECORDER, AND REPRODUCERS, AND PARTS AND ACCESSORIES OF SUCH ARTICLES..... TOTAL		6,533,141,358
	NUCLEAR REACTORS,BOILERS,MACHINERY AND MECHANICAL APPLIANCES; PARTS THEREOF..... TOTAL		4,363,147,423
8401400000	PARTS OF NUCLEAR REACTORS	T 69	1,166,000
8402900010	HEAT EXCHANGERS	T 5	3,000
8402900090	PTS FOR STEAM,VAPOR GENERATING,SUPER-HEAT WTR BLRS	X	18,708
8404200000	CONDENSERS FOR STEAM OR OTHER VAPOR POWER UNITS	T 13	45,000
8404900000	PARTS FOR AUX PLT FOR BLRS,COND FOR STM,VPR PR UNT	X	18,000
8405100000	PRODUCER GAS,WTR GAS,ACETYLENE GAS,WTR PRO GAS GEN	X	23,200
8406101000	STEAM TURBINES FOR MARINE PROPULSION	NO 2	125,400
8406900080	PARTS FOR OTHER THAN STEAM VAPOR TURBINES	X	233,458
8407100060	SPK-IGN RECIP OR ROT INT COMB PST A/C ENG, USED	NO 6	16,500
8407100090	SPK-IGN REC OR ROT INT COM PST TYP A/C ENG EXC CIV	NO 1	7,500
8407210000	OUTBOARD ENGINES FOR MARINE PROPULSION	NO 198	1,024,188
8407335000	SP-IG REC PISTON ENG, >250 BUT =<1000 CC,NESOI	NO 1	7,000
8407901050	SP-IG REC OR RTRY PISTON ENG,NESOI, FOR AGR MACH	NO 1	5,500
8407909050	SP-IG REC OR RTRY PIST ENG, NESOI	NO 1	6,500
8408100050	COMP-IGNITION PISTON ENGINES,FOR MARINE,EXC 746 KW	NO 4,000	19,920
8408205000	DIESEL ENG FOR VEHICLES OF CHAPTER 87, NESOI	NO 32	566,700
8409100040	PARTS FOR SPARK-IG OR COMP-IG PST ENG FOR CIV A/C	KG 11,443	474,436
8409100080	PARTS FOR SP-IG OR COMP-IG FOR USE IN A/C EX CIVIL	KG 276,275	10,514,393
8409914000	PARTS F SPARK IGN ENG F RD TR, BUS, AUTO OR TRUCKS	KG 197,120	5,851,607
8409916000	PARTS F SPARK IG ENG FOR MARINE PROPULSION	KG 1	6,000
8409918000	PARTS FOR SPARK-IG PISTON ENG, NESOI	KG 98,995	2,217,697
8409994000	PARTS F DIESEL ENG F ROAD TR, BUS, AUTO, TRUCK	KG 1,088,943	35,078,029
8409998000	PARTS FOR DIESEL ENGINES, NESOI	KG 20,131	612,883
8410900000	PARTS, INC REGULATORS, FOR HYDRAULIC TURB & WTR WH	X	49,240
8411114010	TURBOJET TBN FOR CIVIL AIRCRAFT,THRUST =< 25 KN	NO 3	23,307
8411124010	TURBOJET TBN FOR CIVIL AIRCRAFT, THRUST OV 25 KN	NO 1	207,024
8411124050	TURBOJET A/C TURBINES EX CIVIL, THRUST OVER 25	NO 4	6,400
8411914000	PARTS OF NONAIRCRAFT TURBOJETS AND TURBOPROPELLERS	X	2,941,044
8411917010	PARTS OF TURBOJET & TURBOPROPELLER A/C ENG,CIVIL	X	64,235
8411994000	PARTS OF NONAIRCRAFT GAS TURBINES	X	145,903
8411997010	PARTS OF GAS TURBINE A/C ENGINES F CIVIL A/C	X	28,493
8411997050	PARTS OF GAS TURBINE A/C ENG, EXC CIVIL A/C	X	20,000
8412210015	LINEAR ACTING HYDRAULIC MOTORS (CYLNDRS) T-R TYPE	NO 51	5,928
8412210075	LINEAR ACTING HYDRAULIC MOTORS (CYLINDERS)	NO 5	4,800
8412809000	ENGINES AND MOTORS, NESOI	X	8,583
8413110000	PUMPS FOR DISPENSING FUEL OR LUBRICANTS,GARAGE USE	NO 414	257,300
8413190000	PUMPS FITTED WITH MEASURING DEVICE, NESOI	NO 266	90,900
8413200000	HAND PUMPS,EXC PUMPS FITTED WITH MEASURING DEVICES	NO 381	31,730
8413301000	FUEL-INJECTION PUMPS FOR COMPRESSION-IGNITION ENGS	NO 14	2,929

TABLE 4 - SHIPMENTS OF MERCHANDISE FROM PUERTO RICO TO THE UNITED STATES,  
BY COMMODITY:FISCAL YEAR 2000

COMM-CODE	COMMODITY AND UNIT OF QUANTITY		QUANTITY	VALUE-\$
8413400000	CONCRETE PUMPS	NO	2	3,800
8413500080	HYDRAULIC FLUID POWER PUMPS, NESOI	NO	3	5,000
8413500090	RECIPROCATING POSITIVE DISPLACEMENT PUMPS, NESOI	NO	26	27,000
8413600020	HYDRAULIC FLUID POWER PUMPS, ROTARY POSITIVE, VANE	NO	349	15,000
8413600040	HYDRAULIC FLUID POWER PUMPS, ROTARY POSITIVE DISPL	NO	1	4,370
8413810020	TURBINE PUMPS, NESOI	NO	8	310,000
8413810040	PUMPS FOR LIQUIDS, NESOI	NO	2	16,112
8413911000	PARTS OF FUEL-INJECTION PUMPS FOR COMP-IGNIT PUMPS	X		3,700
8413919050	PARTS OF HYDRAULIC FLUID POWER PUMPS	X		154,273
8413919520	PARTS, NESOI, OF PUMPS FOR LIQUIDS	X		71,950
8414100000	VACUUM PUMPS	NO	4	14,377
8414308020	COMPRESSORS, REFRIG & AIR COND,SCREW TYP,EXC 200HP	NO	8	110,000
8414400000	AIR COMPRESSORS MOUNT ON WHEEL CHASSIS FOR TOWING	NO	1	3,000
8414510010	FANS FOR PERMANENT INSTALLATION,ELEC MOTOR =< 125W	NO	31	44,701
8414593000	TURBOCHARGES,FAN TYPE, FOR MOTOR VEHICLES	NO	36	25,780
8414599080	FANS, NESOI	NO	1,723	5,994,616
8414801585	AIR COMPRESSORS, PORTABLE, UNDER .57 CM PER MIN.	NO	6	160,550
8414802055	COMPRESSORS, NESOI, INCLUD RECIP & ROT =< 186.5KW	NO	1	3,877
8414809000	AIR OR VACUUM PUMPS, NESOI	NO	166	10,000
8414901040	PTS OF FANS,INC BLOWERS (OF SUBHEADING 8414.51.00)	X		6,240
8414901080	PTS OF FANS(BLOWERS) & VENT OR RECYCL HOODS, NESOI	X		169,877
8414902010	PARTS OF REFRIG & AIR COND COMPRESSORS	X		218,747
8414902090	PARTS OF COMPRESSORS, NESOI	X		56,096
8415100040	AIR-CONDITIONERS,WIND/WALL,SELF-CONTAIN <2.93KW/HR	NO	140	40,514
8415810030	AIR-COND,INC REF & VAL FOR REV COOL/HEAT, EXC S-CO	NO	61	139,000
8415820020	AIR-CNDTNRS, YR-RND UNITS (HEAT/COOL) >17.58KW/HR	NO	53	18,492
8415820050	DEHUMIDIFIERS INCORPORATING A REFRIGERATING UNIT	NO	1	5,000
8415820070	AIR COND MACH INCORPORATING A REFRIG UNIT, NESOI	NO	68	130,607
8415830050	CONDENSING UNIT NOT EXC 17.58 KW/HR (60000 BTU/HR)	NO	1	5,000
8415830060	CONDENSING UNIT EXCDING 17.58 KW/HR NO REFRG UNIT	NO	297	172,432
8415830070	HEAT EXCHANGERS, NOT INC A REFRIG UNIT, NESOI	NO	1	5,000
8415830090	AIR COND MACHS NOT INCORPORAT A REFRIG UNIT, NESOI	NO	617	214,439
8415908025	AIR CONDITIONING EVAPORATOR COILS	NO	26	19,433
8415909000	PARTS, NESOI, OF AIR CONDITIONING MACHINES	X		118,614
8417100000	FURV,OVEN,ROAST,MELT,TREAT,ORE,PYR,MLT,IND,LAB,N/E	NO	2	17,817
8417200000	BAKERY OVENS, INCLUD BISCUIT OVENS, INDUST,NONELEC	NO	1	6,000
8417800000	IND OR LAB FURNACES & OVENS, INC INCIN,N/ELE,NESOI	NO	23	451,554
8417900000	PARTS OF IND OR LAB FURN & OVEN,INCINERAT, NONELEC	X		29,000
8418210090	REFRIG,HOUSEHOLD, COMP TYP, VOL 382 LITERS & OVER	NO	12	185,859
8418290000	REFRIGERATORS, HOUSEHOLD TYPE, NESOI	NO	1,967	271,902
8418500080	REFRIGERATING DISPLAY COUNTERS, CABINETS,SHOWCASES	NO	26	35,300
8418610040	FINNED COIL COMPRESSION TYPE HEAT EXCHANGERS	NO	61,514	294,186,475
8418690020	DRINKING WATER COOLERS, REFRIGERATED, SELF-CONTAIN	NO	374	67,000
8418690095	REFRIG OR FREEZING EQUIP, EXCEPT HOUSEHOLD, NESOI	NO	67	194,071
8418990050	PARTS OF REFRIG-FREEZ,SEP EXT DOOR & HOUSE REFRIG	X		63,835
8418990060	PARTS,REFRIG,FREEZERS & OTHER REFRIG ORFREEZ EQUIP	X		15,312,531
8419190080	INSTANTANEOUS OR STORAGE WATER HEATERS,NESOI,NELEC	NO	3	100,000
8419200000	MEDICAL, SURGICAL OR LABORATORY STERILIZERS	NO	189	602,000
8419390080	DRYERS, TREATMENT OF MATERIALS, TEMP CHANGE, NESOI	NO	2	3,704
8419500000	HEAT EXCHANGE UNITS, INDUSTRIAL TYPE	NO	1	58,045
8419811000	MICROWAVE OVENS FOR COOK OR HEAT FOOD, INDUSTRIAL	NO	14	10,000
8419895040	IND MACH, PLANT EQUIP DESIGN FOR COOLING, NESOI	NO	10	7,000
8419895075	IND MAC,PLANT,EQUIP,TREAT OF MATERL,TEMP CHG,NESOI	NO	1	245,734
8419909020	PARTS OF EQUIP FOR RESTAURANTS,ETC, TEMP CHANGE	X		42,000
8419909040	PARTS OF MEDICAL, SURGICAL OR LABORATORY STERILIZE	X		114,382
8419909500	PARTS F MCH OR EQUIP F TREAT MTL BY TEMP CHG,NESOI	X		3,378,408
8420910000	CYLINDERS F ROLLING MACH, EXC F METALS OR GLASS	NO	422	51,890
8421190000	CENTRIFUGES, NESOI	NO	2	10,123
8421210000	WATER FILTERING OR PURIFYING MACHINERY & APPARATUS	NO	2,997,008	19,025,619
8421220000	BEVERAGE FILTERING OR PURIFYING MACH & APPARATUS	NO	1,980	7,701,536
8421230000	OIL OR FUEL FILTERS FOR INTERNAL COMBUSTION ENGINE	X		21,655
8421290065	OTHER FILTERING,PURIFYING EQUIP. FOR LIQUIDS NESOI	NO	707,152	26,873,337
8421310000	INTAKE AIR FILTERS FOR INTERNAL COMBUSTION ENGINES	X		24,271
8421394000	CATALYTIC CONVERTERS	NO	550	33,000
8421398005	DUST CLLCT./AIR PRFCTN EQUIP.,NESOI,FOR 8456TO8465	X		367,435
8421910000	PARTS OF CENTRIFUGES, INCLUDING CENTRIFUGAL DRYERS	X		44,925
8421990040	PARTS OF FILTERING AND PURIFYING APPARATUS	X		45,989,650
8421990080	PARTS OF MACH & APPARAT,FILT,PURIFY,LIQ,GAS,NESOI	X		144,516
8422309030	VACUUM OR GAS PACKAGING MACHINES FOR FILLING	NO	3	180,000



TABLE 4 - SHIPMENTS OF MERCHANDISE FROM PUERTO RICO TO THE UNITED STATES,  
BY COMMODITY:FISCAL YEAR 2000

COMM-CODE	COMMODITY AND UNIT OF QUANTITY		QUANTITY	VALUE-\$
8422309040	MACH FOR FILL,WHETHER OR NOT CAPABLE OF OTHER OPER	NO	14	543,087
8422309060	MACH PEFORMING ONLY LID, SEAL, CLOSE, NESOI	NO	8	37,640
8422309070	MAC FR FIL,CLOSE,SEAL,LABEL,BOT,CAN OR CONTAIN	NO	3	3,000
8422309090	MAC FR FIL,CLOSE,SEAL,CAP,LABEL,BOX,BAG OR CONTAIN	NO	7	743,150
8422400000	PACKING OR WRAPPING MACH, (INC HEAT-SHRINK), NESOI	NO	58	720,879
8422909500	PTS MCH CLN,DRY,BOT,FIL,CLSE,SEAL CONTAINER,NESOI	X		1,050,395
8423100010	DIGITAL ELECTRONIC TYPE PERSONAL WEIGHING MACHINES	NO	1	5,385
8423100050	PERSONAL WEIGHING MACHINES, INC BABY & HHOLD NESOI	NO	1	50,000
8423300000	CONST-WGHT SCALES & DISCHRGING PREDET WGHTS IN BAG	NO	1	3,000
8423810010	DIGITAL ELEC COUNT SCALES WEIGHT CAP NOT EXC 30 KG	NO	33	32,500
8423810030	DIGITAL ELEC RETAIL SCALES COMPUTING,WGHT N/EX30KG	NO	68	13,108
8423900040	DIGITAL WEIGHT INDICATORS	NO	36	4,460
8423900080	PARTS OF WEIGHING MACH EXC DIGITAL WEIGHT INDICAT	X		8,330
8424100000	FIRE EXTINGUISHERS, WHETHER OR NOT CHARGED	NO	1	5,612
8424200000	SPRAY GUNS AND SIMILAR APPLIANCES	X		9,000
8424819020	OTH IRRGTION EQUIP FOR AGRCLTRL OR HORT,INCL LAT	NO	1,114	30,000
8424819090	AGRICULTURAL OR HORTICULTURAL SPRAY APPL, NESOI	NO	1	5,500
8424897010	SPRINKLER SYSTEMS (FIRE EXTINGUISHING EQUIPMENT)	NO	6	28,863
8424902000	PARTS OF SAND BLASTING MACHINES	X		11,541
8425390000	WINCHES AND CAPSTANS NOT POWERED BY ELECTRIC MOTOR	NO	1	5,558
8425420000	JACKS AND HOISTS,HYDRAULIC,EXC BLT-IN JACK SYSTEMS	NO	1,647	90,600
8426120000	MOBILE LIFTING FRAMES ON TIRES & STRADDLE CARRIERS	NO	3	215,000
8426410090	LIFTING MACHINERY, SELF-PROPELLED, ON TIRES, NESOI	NO	3	406,000
8427108010	OPERATOR RIDE SLF-PROPEL WKS TRKS PWR BY ELEC MTR	NO	1	103,000
8427108090	SELF-PROPEL WRKS TRK TRUCK POWERED BY AN ELEC MOTO	NO	19	75,000
8428200010	CONVEYORS, PNEUMATIC	NO	1	4,000
8428330000	CONT-ACT ELEV & CONVEY,FR GOODS OR MATL,BELT TYPE	NO	4,189	19,394,112
8428390000	CONT-ACT ELEV & CONVEY,FR GOODS OR MATERLS, NESOI	NO	12	455,734
8428400000	ESCALATORS AND MOVING WALKWAYS	NO	2	20,000
8428900095	MACH FOR LIFTING,HANDLING,LOADING,UNLOADING,NESOI	NO	3	6,000
8429200000	GRADERS AND LEVELERS, SELF-PROPELLED	NO	1	18,000
8429515030	FRNT-END SHOVL LOAD, 67.1KW UNDER 93.2KW,NEW,NESOI	NO	14	1,324,200
8429521010	EXCAVATORS WITH 360 REVOL SUPSTR,CRAWL MT,HYD,NEW	NO	4	600,000
8429595060	MECH SHVL,EXCAVAT,SHVL LOAD,EXC 360 REVOL STUR,NEW	NO	5	260,000
8430100000	PILE-DRIVERS AND PILE-EXTRACTORS	NO	23	343,000
8430410000	BORING OR SINKING MACHINERY, SELF-PROPELLED	NO	9	94,000
8430498040	BOR OR SINK MACH FOR WATER WELL DRILLING, NESOI	NO	28	1,006,505
8430690000	MOVE,GRADE,LEVEL,SCRAP,EXCAVAT,EXTRACT MACH, NESOI	NO	589	1,974,302
8431100090	PARTS OF WINCHES, CAPSTANS AND JACKS	X		12,752
8431200000	PTS OF FRK LFT TRKS & WORKS TRKS WITH LIFT OR HNDL	X		4,324,999
8431310060	PARTS OF ELEVATORS, EXC CONT ACTION,SK HOIST,ESCAL	X		5,000
8431390010	PARTS OF PNEUMATIC ELEVATORS AND CONVEYORS	X		92,160
8431390090	PTS OF LFT,HANDL,LOAD OR UNLOAD MACH HEAD8428NESOI	X		45,000
8431410080	BUCKETS, SHOVELS, GRABS AND GRIPS, NESOI	NO	123	405,574
8431438010	PTS OF OIL & GAS FIELD MACH,NESOI,OF SUBHD 8430.49	X		53,199
8431438090	PTS OF BORIN,SINKIN MAC OF SUBHEAD 8430.41,8430.49	X		71,684
8431491060	PTS OF MOBIL LFT FRME,STRAD CARR & WRKS TRKS/CRANE	X		6,600
8431491090	PARTS OF MACHINERY OF HEADING 8426 NESOI	X		98,664
8431499010	FRONT-END LOADER ATTACHMENTS FOR MOUNTING ON MACH	NO	88	103,000
8431499020	ATTACH FOR MOUNT ON MAC OF HEAD8426,8429,8430NESOI	NO	211	1,409,450
8431499027	PARTS OF COAL OR ROCK CUTTERS & TUNNELING MACH	X		7,349
8431499057	PARTS, NESOI, OF MACHINERY OF HEADING 8429 OR 8430	X		480,303
8432100020	MOLDBOARD PLOWS EXCEPT LISTERS	NO	65	340,745
8432290040	CULTIVATORS, TRACTOR DRAWN OR FOR TRACTOR MOUNTING	NO	27	139,316
8432290090	HARROWS AND SCARIFIERS, NESOI	NO	58	212,354
8432400000	MANURE SPREEDERS AND FERTILIZER DISTRIBUTORS	NO	2	25,000
8432800000	AGRIL,HORT,FORSTY MACH FOR SOIL PREP OR CULTIVATE	NO	1	236,389
8432900005	PARTS OF PLOWS	X		75,591
8432900080	PTS OF AG,HORT,FORTY MAC FR SOIL PREP OR CULTIVATE	X		365,582
8433110010	ELECTRIC LAWN MOWERS,INC BATTERY OPERATED	NO	48	37,800
8434100000	MILKING MACHINES	NO	1	100,000
8436100000	MACHINERY FOR PREPARING ANIMAL FEEDS	NO	1	30,000
8437900000	PARTS OF MACH F CLEAN,SORT, MILL GRAIN,VEG,EX FARM	X		5,000
8438100000	BAKERY MACH & MACH F MANUF MACARONI,SPAGHETTI,ETC	NO	25	50,000
8438500090	MACH FOR THE PREPARATION OF MEAT OR POULTRY, NESOI	NO	27	386,200
8438800000	IND PREP,MANUF FOOD,DRINK EXC EXT,PREP ANIM,VEG OL	NO	173	2,105,306
8438900000	PARTS OF MACH OF CH 84, NESOI,IND PREP FOOD,DRINK	X		322,705
8439200090	MACH FOR MAKING PAPER OR PAPERBOARD, USED OR REBLT	NO	1	118,865
8439300000	MACHINERY FOR FINISHING PAPER OR PAPERBOARD	NO	1	30,000



TABLE 4 - SHIPMENTS OF MERCHANDISE FROM PUERTO RICO TO THE UNITED STATES,  
BY COMMODITY:FISCAL YEAR 2000

COMM-CODE	COMMODITY AND UNIT OF QUANTITY		QUANTITY	VALUE-\$
8439910000	PARTS OF MACH F MAKE PULP OF FIBR CELLULOSIC MATL	X		7,800
8439995000	PARTS OF MACH FOR FINISHING PAPER OR PAPERBOARD	X		9,255
8441300000	MAC FR MAK CART,BOX,CASE,TUBE,DRUM OR CONT EX MOLD	NO	1	3,000
8442200000	MAC,APP,EQUIP FR TYPSET OR COMP,PROC W/OUT FUN DEV	NO	1	10,000
8442300000	MACH & EQUIP, NESOI, F MAKING PRINT BLOCKS, PLATES	NO	1	15,000
8443190000	OFFSET PRINTING MACHINERY, NESOI	NO	36	240,000
8443290000	LETTERPRESS PRINTING MACHINERY, EXCEPT REEL-FED	NO	1	38,000
8443515000	INK-JET PRINTING MACH, EXC TELTILE PRINTING, NESOI	X		10,000
8443595000	PRINTING MACHINERY, NESOI	X		16,466
8443905000	PARTS OF PRINTING MACH AND MACH FOR ANCILLARY USE	X		75,450
8444000090	MACH FOR EXTRUD, DRAW OR CUT MAN-MADE TEXTIL MATRL	NO	317	629,010
8445200000	TEXTILE SPINNING MACHINES	NO	13	10,800
8445400000	TEXTILE WINDING (INC WEFT WIND) OR REELING MACHINE	NO	10	125,000
8447111000	HOSIERY KNIT MAC,CIRCUL,CYL DIAMETER NOT EXC 165MM	NO	214	360,714
8447119000	CIRCULAR KNIT MCH, CYL DIA NOT OV 165MM,EX HOSIERY	NO	2	12,000
8447900000	KNIT MCH,NESOI, & TUFT MCH;MCH F MAKE LACE,NET,ETC	NO	5	23,000
8448201000	PTS OF MACH FOR EXTRUD OR DRAW MAN-MADE TEXT FILMT	X		10,000
8448395000	PARTS OF WINDING OR REELING MACHINES	X		4,000
8448591000	PARTS OF KNITTING MACHINES	X		15,700
8451500000	MACH FOR REEL,UNREEL,FOLDING,CUT OR PINK TEXT FAB	NO	26	100,000
8451900090	PARTS OF MACHINERY OF HEADING 8451, NESOI	X		19,327
8452100000	SEWING MACHINES OF THE HOUSEHOLD TYPE	NO	1,176	600,000
8452210000	SEW MACH, EXC HOUSEHOLD TYPE, AUTOMATIC UNITS	NO	593	1,023,037
8452290000	SEWING MACH, EXCEPT HOUSEHOLD TYPE, NESOI	NO	356	261,951
8452900090	PARTS OF SEWING MACHINES, NESOI	X		343,430
8453200000	MACHINERY FOR MAKING OR REPAIRING FOOTWEAR	NO	93	372,984
8453900000	PARTS OF MACH F PREP OR MAKE ART OF HIDES,LEATHER	X		10,000
8454200090	LADLES USED IN METALLURGY OR FOUNDRIES; INGOT MOLD	KG	210	10,000
8454300010	DIE CASTING MACHINES	NO	3	24,000
8455300090	ROLLS FOR ROLLING MILLS, NESOI	KG	54	5,000
8456100000	LASER OR OTHER LIGHT OR PHOTON BEAM MACHINE TOOLS	NO	1	22,000
8457100005	MAC CENTR, USED OR REBUILT	NO	34	600,000
8458915040	LATHES FOR REMOVING METAL, N/C, USED/REBLT, NESOI	NO	6	50,000
8460110040	FLAT-SUR GRIND MAC,MTL REMOV,ACCU 0.01MM,N/C,USED	NO	2	3,000
8460310080	SHARPENING MACH, METAL REMOVING, N/C, NEW	NO	1	72,000
8461500090	SAW OR CUT-OFF MAC,MTL REMOV,EXC N/C, \$3025 OV, NE	NO	1	300,000
8462100010	FORGE OR DIE STAMP MAC (INC PRESS) AND HAMMER,USED	NO	24	138,973
8462390050	SHEARING MAC,EXC COMB,MTL REMOV,EX N/C, \$3025 OV,	NO	1	3,500
8462410080	PUNCHING OR NOTCHING MACH, INC COMB, N/C, NEW	NO	1	134,750
8462990030	MAC, WRK BY FORM MTL, NESOI, N/C, \$3025,UN, NEW	NO	2	50,000
8464100080	SAWING MACH FOR WORKING STONE,CERAMICS,LIKE MATRLS	NO	575	7,099,425
8464909090	MACH TOOLS FOR WRKNG STONE OR LIKE MINRL MATRL,NES	NO	9	10,000
8465100050	MAC WRK CORK,BONE,ETC,MACHIN OPERATION NO TOOL CHG	NO	1	10,000
8465910020	WOODWORKING SAWING MACHINES,NESOI,USED OR REBUILT	NO	1	3,000
8465940090	BNDING OR ASSMBLNG MACH, HRD MATL,(NOT WOOD),NESOI	NO	2	22,600
8465950090	DRLLING OR MRTSING MACH, HARD MATL,(NOT WOOD)NESOI	NO	7	30,000
8466100010	TOOL HOLDERS FOR FORMING-TYPE OR CUTTING TYPE DIES	X		83,945
8466100030	HOLDERS FOR REPLACEABLE CUTTING OR DRILL INSERTS	X		7,600
8466100070	TOOL HOLDERS AND SELF-OPENING DIEHEADS, NESOI	X		28,000
8466308050	SPEC ATTACH, NESOI, FOR MACH TOOLS	X		1,955,889
8466920080	OTHER PARTS FOR MACHINES OF HEADING 8465	X		4,303
8466939000	PARTS F MACH OF HEADING 8456 TO 8461,EXC GEAR CUT	KG	1,230	86,334
8466940000	PARTS FOR MACHINES OF HEADING 8462 OR 8463	X		49,045
8467115010	ROCK DRILLS, ROTARY TYP, PNEU HAND DIRECTED,NESOI	NO	2	20,000
8467195030	PNEUMATIC, HAND-HELD FORCE FEED LUBRICATING EQUIP	NO	7	6,907
8467195060	PNEUMATIC TOOLS FOR CONST OR MINING, HAND-DIRECTED	NO	12	55,000
8467195090	PNEUMATIC TOOLS, HAND-DIRECTED, NESOI	NO	523	375,000
8467990090	PARTS OF HAND-DIR OR CONTROL TOOLS, NONELEC, NESOI	X		8,000
8468201000	GAS-OPERATE MCH F SOLDERG, BRAZNG,WELDG, HAND-DIR	NO	47	7,400
8468205000	GAS-OPER MCH F SOLDER, BRAZE, WELD, EX HAND DIRECT	NO	369	214,665
8468801000	MACH F SOLDER,ETC O/T GAS & HDG 8515, HAND-DIRECT	NO	1,380	407,904
8468805000	MACH F SOLDER,ETC O/T GAS & HDG 8515,NOT HAND-DIR	NO	1,909	1,192,389
8468905000	PARTS OF MCH F SOLDERING, WELDING, NESOI	X		2,636,496
8469110000	WORD PROCESSING MACHINES	NO	37	12,899
8469200040	ELECTRIC TYPEWRITERS, NESOI	NO	185	11,784
8470100000	ELEC CALCULATORS,OPERATE W/O EXTERNAL POWER SOURCE	NO	2	144,290
8470300000	CALCULATING MACHINES EXCEPT ELECTRONIC	NO	185	90,500
8470500020	POINT-OF-SALE TERMINAL TYPE CASH REGISTERS	NO	3	9,000
8470900090	TICKET-ISSUING & SIMILAR MCH,NESOI,W CALCULATE DEV	NO	2	3,322

TABLE 4 - SHIPMENTS OF MERCHANDISE FROM PUERTO RICO TO THE UNITED STATES,  
BY COMMODITY:FISCAL YEAR 2000

COMM-CODE	COMMODITY AND UNIT OF QUANTITY		QUANTITY	VALUE-\$
8471100000	ANALOG OR HYBRID ADP MACHINES	NO	79	975,076
8471300000	PORT DIGTL AUTOMATIC DATA PROCESS MACH NOT > 10 KG	NO	928	6,375,915
8471410035	DIGITAL ADP MCH W CPU & INPUT/OUTPUT UNT,COLOR CRT	NO	33	77,750
8471410065	DIGITAL ADP MCH W CPU & INPUT/OUTPUT,CRT EXC COLOR	NO	9	11,796
8471410095	DIGITAL ADP MCH W CPU & INPUT/OUTPUT UNT, W/O CRT	NO	635	1,275,991
8471491035	DGTL PROC UNT FRM OF SYST W/STOR,IN&OUTPUT COL CRT	NO	8	13,800
8471491065	DGTL PROC UNT FORM OF SYST W/STR,IN&OUTPUT CRT N/C	NO	9	10,000
8471491095	DGTL PROC UNT W SYST STORG,INPUT,OUTPT UNT,W/O CRT	NO	214	1,559,685
8471491500	COMB IN/OUTPUT UNIT,EXPORTED W/ REST OF ADP SYSTEM	NO	83	70,143
8471492100	KEYBOARD UNITS, ENTERED AS PART OF A SYSTEM	NO	397	880,460
8471492600	DISP UNIT,W/CLR CRT,EXPORTED W/REST OF THE SYSTEM	NO	38	10,551
8471492900	DISP UNIT,NESOI,EXPORTED WITH REST OF ADP SYSTEM	NO	152	42,085
8471493100	LASER TYPE PRINT UNITS,PROD >20 PAGES, ENT WITH SYS	NO	98	207,409
8471493300	LIGHT BAR ELECTRONIC TYPE PRINTER UNITS,PT OF SYST	NO	33	15,000
8471493400	INK JET TYPE PRINTER UNITS, ENT WITH RST OF SYSTEM	NO	63	31,200
8471493500	THERMAL TRANSFER TYPE PRINTER UNITS, PT OF SYSTEM	NO	15	7,500
8471493760	DOT MATRIX TYPE PRINTER UNITS, ENT AS PT OF SYSTEM	NO	174	63,335
8471493790	OTHER PRINTER UNITS, ENTERED AS PART OF A SYSTEM	NO	22,267	41,507
8471494200	OPTICAL SCANNERS & MAGNETIC INK REC DEV,PT OF SYST	NO	85	20,682
8471495020	FLEXIBLE (FLOPPY) MAGNETIC DISK DR UNITS,PT OF SYST	NO	1	5,000
8471495040	HARD MAGNETIC DISK DRIVE UNITS, ENT AS PT OF SYSTM	NO	10	39,075
8471496000	CONTROL OR ADAPTOR UNITS, ENTERED AS PT OF SYSTEM	NO	98	980,000
8471497000	POWER SUPPLIES, ENTERED AS PART OF A SYSTEM	NO	8	49,274
8471500085	DIGITAL PROCESSING UNITS, NESOI	NO	26,154	215,544,030
8471601095	COMB INPUT/OUTPUT UNITS W/OUT CATHODE RAY TB,NESOI	NO	25	58,425
8471603000	DISPLAY UNITS W/OUT CAT RAY TUBE, /N>30.5CM, NESOI	NO	1	8,000
8471605790	OTHER PRINTER UNITS, INCORP TRANSPRT,CONT,PRT MECH	NO	15	16,000
8471606790	OTHER PRINTER UNITS, NESOI	NO	3	59,180
8471607080	INPUT OR INPUT/OUTPUT UNITS, INC IN ADP MACH/OTHER	NO	11	10,989
8471608000	OPTICL SCANNERS & MAGNETIC INK RECONITON DEV,NESOI	NO	22	23,500
8471701000	MAGNETIC DISK DRIVE UNITS>21 CM(8.3 IN) IN DIAMETR	NO	9	194,803
8471703000	MAGNETIC DISK DRIVE UNITS>21 CM(8.3 IN) IN DIAMETR	NO	77	157,363
8471704035	FLEX(FLOPPY)MAGNET DISK DRIVE UNT,NO CAB,POWER SUP	NO	60	21,780
8471704065	HARD MAGNETIC DISK DR UNT,NO CABNT/POWER SUP,NESOI	NO	440	6,399,995
8471704095	MAGNETIC DISK DRIVE UNT,NO CABINET/POWER SUP,NESOI	NO	144	194,103
8471705065	HARD MAGNETIC DISK DRIVE UNITS, NESOI	NO	834	44,866,414
8471705095	MAGNETIC DISK DRIVE UNITS, NESOI	NO	8	75,000
8471709000	STORAGE UNT, EXCLUD MAGNETIC DISK DR UNITS, NESOI	NO	18,647	163,085,909
8471801000	CONTROL OR ADAPTOR UNITS OF ADP MACH, NESOI	NO	1,931,425	203,544,914
8471900000	ADP MAC&UNTS THEREOF;MAG/OPT RDER,TRNSCRB,PROC DAT	NO	952	3,351,290
8472300000	MAIL SORTING, OPENING, POSTAGE AFFIXING,ETC, MACH	NO	9	183,168
8472901000	AUTOMATIC TELLER MACHINES	NO	12	80,500
8472909050	OFFICE MACHINES, NESOI	NO	196	22,999
8473100020	PARTS OF WORD PROCESSING MACHINES	X		85,681
8473210000	PARTS OF ELECTRONIC CALCULATING MACHINES	X		122,617
8473290000	PARTS FOR MACH,NESOI, INCORP CALCULATING DEVICE	X		46,407
8473300000	PARTS & ACCESSORIES FOR ADP MACHINES & UNITS	X		3,131,760,002
8473400000	PARTS AND ACCESSORIES OF OFFICE MACHINES, NESOI	X		3,172,651
8474100010	SORT,SCREEN,SEPARATE OR WASH MACH FOR MINERL, PORT	NO	1	250,000
8474310000	CONCRETE OR MORTAR MIXERS	NO	221	163,405
8474390000	MIXING OR KNEADING MACH, NESOI, FOR MINERAL SUBSTN	NO	2	14,000
8474800010	MACH, NESOI, F CERAMIC PASTE, UNHARD CEMENTS, ETC	NO	5	15,458
8474800090	MACH, NESOI, F AGGLOMRTNG,MOLDING,ETC MINERAL PROD	NO	4	42,000
8474900010	PARTS OF MCH F SORT, SCREEN, WASH, SEPARATE MINERA	X		7,750
8474900090	PARTS OF MCH,NESOI, F MINERAL PROD & FOUNDRY MOLDS	X		30,000
8475909000	PARTS OF MACH FOR MANUFACTURE OR HOT WORKING GLASS	X		9,530
8476890000	AUTO GOODS- VENDING MACH WITHOUT HEAT OR REFRIG	NO	533	178,200
8476900000	PARTS OF AUTOMATIC VENDING MACHINES	X		64,450
8477106070	INJECT-MOLDING MACH FOR PROCESSING THERMOPLASTICS	NO	1	64,000
8477200060	EXTRUDERS FOR PROCESSING THERMOPLASTICS, NESOI	NO	9	690,000
8477300000	BLOW-MOLDING MACHINES	NO	28	187,407
8477590000	MACH, NESOI, F MOLDG OR FORMG RUBBER OR PLASTICS	NO	3	30,000
8477900020	PARTS OF EXTRUDERS FOR RUBBER OR PLASTICS	X		153,314
8477900030	PARTS OF BLOW-MOLDING MACHINES	X		14,757
8478900000	PARTS OF MACH,NESOI,FOR PREP OR MAKING UP TOBACCO	X		462,491
8479100080	MACHINERY, NESOI, FOR PUBLIC WRKS, BUILDING,ETC	NO	405	2,938,762
8479500000	INDUSTRIAL ROBOTS FOR MULTIPLE USES	NO	6	264,000
8479600000	EVAPORATIVE AIR COOLERS	NO	2	3,000
8479810000	METAL TREATING MACH, INC ELECTRIC WIRE COIL-WINDER	NO	1	35,000

TABLE 4 - SHIPMENTS OF MERCHANDISE FROM PUERTO RICO TO THE UNITED STATES,  
BY COMMODITY:FISCAL YEAR 2000

COMM-CODE	COMMODITY AND UNIT OF QUANTITY		QUANTITY	VALUE-\$
8479891000	AIR HUMIDIFIERS OR DEHUMIDIFIERS	NO	2	9,400
8479892000	FLOOR POLISHERS	NO	189	37,723
8479896500	ELECTROMECH APPL W/SELF-CONTAINED ELEC.MTRS,NESOI	X		5,000
8479898590	MACH NESOI FOR PROD & ASSEMBLY OF SEMICONDUCTORS	NO	1	78,000
8479899785	ULTRASONIC CLEANING DEVICES	NO	2	12,000
8479899798	MACHINES AND MECHANICAL APPLIANCES, NESOI	NO	25	1,074,919
8479909540	PARTS OF INDUSTRIAL ROBOTS, NESOI	X		415,715
8479909555	PTS OF MACH FOR PUBLIC WORKS, BUILDING, ETC, NESOI	X		50,000
8479909565	PARTS OF MACH/MECHANICAL APPL FOR TREAT MTL,NESOI	X		733,000
8479909580	OTHER PARTS OF MACH & MECHANICAL APPLIANCES	X		247,646
8480100000	MOLDING BOXES FOR METAL FOUNDRY	NO	5	230,000
8480200000	MOLD BASES	NO	38	703,000
8480410000	MOLDS F METAL OR METAL CARBIDES,INJECT OR COMPRSSN	NO	103	333,465
8480490000	MOLDS, NESOI, FOR METAL OR METAL CARBIDES	NO	5	38,988
8480600000	MOLDS FOR MINERAL MATERIALS	NO	1,049	775,000
8480711000	INJECT OR COMPRSSN MOLDS F RUB OR PLASTICS, SHOE	NO	2	105,000
8480714000	INJECT/COMPRES MOLD,RUBBER,MANUF SEMICONDC DEVICE	NO	39	144,300
8480718045	INJECTION TYPE MOLDS FOR RUBBER OR PLASTICS, NESOI	NO	9	351,471
8480718060	COMPRESSION TYPE MOLD FOR RUBBER/PLASTICS, NESOI	NO	3	1,816,000
8480790000	MOLDS F RUBBER OR PLASTICS EXC INJECT OR COMPRESSN	NO	3	155,400
8481100020	PRESSURE-REDUCING CONTROL VALVES, FLUID POWER TYPE	NO	216	26,243
8481100060	PRESSURE-REDUCING VALVES, PNEUMATIC FLUID POWER	NO	226	22,630
8481200010	HYDRAULIC VALVES, MANUAL, DIRECTIONAL CONTROL	NO	1,738	258,474
8481309000	CHECK VALVES EXCEPT COPPER, IRON OR STEEL	NO	370	2,855
8481801010	TAPS,COCKS,VALVES, HD OP, COPPER, UN 850 KPA	NO	431	3,291
8481805040	PRESSURE SPRAY CAN VALVES	NO	2,427	6,643
8481805060	BATH, SHOWER, SINK AND LAVATORY FAUCETS	NO	170	3,331
8481805090	TAPS,COCKS,VALVES ETC, NESOI, HD OP,EXC CP,IRN,STL	NO	22,763	101,874
8481809005	OTHER TAPS, COCKS, VALVES, ETC.	NO	319,674	1,343,237
8481809015	OTHER TAPS, COCKS, VALVES, ETC. FOR PIPES, TANKS,	NO	133,818	2,662,307
8481809050	OTHER VALVES, NESOI	NO	1,887	47,160
8481907000	PARTS OF HAND OPERATED AND CHECK APPLIANCES	KG	9,602	25,000
8481909010	PARTS OF VALVES F OLEOHYDRLC OR PNEUMATIC TRANSMN	KG	3,269	25,700
8481909090	PARTS OF TAPS,COCKS,VALVES, ETC, NESOI	KG	50,923	2,521,723
8482101000	BALL BEARINGS WITH INTEGRAL SHAFTS	NO	4,863	56,709
8482105068	BALL BEARINGS, NESOI	NO	14,540	58,159
8482200060	CUP AND CONE TAPPERED ROLLER ASSEMBLIES, NESOI	NO	34,608	98,797
8482200080	CONE TAPERED ASSEMBLIES, NESOI	NO	159	3,979
8482800080	BALL OR ROLLER BEARINGS, NESOI	NO	30,830	883,630
8482910070	SPHERICAL ROLLERS FOR ROLLER BEARINGS	KG	298,529	5,687,798
8482910090	ROLLERS, NESOI, FOR ROLLER BEARINGS	KG	176,749	2,242,440
8482991050	PARTS, NESOI, FOR BALL BEARINGS	KG	8,876	129,582
8482997030	PARTS, NESOI, FOR NEEDLE BEARINGS	KG	121	5,414
8483105000	TRANSMISSION SHAFTS AND CRANKS, NESOI	KG	15,044	105,840
8483608000	SHAFT COUPLINGS, EXCEPT UNIVERSAL JOINTS	X		21,177
8483909500	PARTS OF BRG HOUSING,PLAIN BRG,CLUTCHES,FLYWHL,ETC	X		10,000
8484100000	GASKETS,METAL,2 OR MORE LAYERS,OR WITH OTHER MATL	X		5,974
8485900040	OIL SEALS, OTHER THAN THOSE OF CHAPTER 40	NO	3,681	2,760
8485900080	MACH PARTS W/O ELEC FEATURE NOT SPECIFIED IN CH 84	X		182,693
	ELECTRICAL MACHINERY AND EQUIPMENT AND PARTS THEREOF;SOUND RECORDERS AND REPRODUCERS,TELEVISION IMAGE AND SOUND RECORDERS AND REPRODUCERS, AND PARTS AND ACCESSORIES OF SUCH ARTICLES.....		TOTAL	2,169,993,935
8501103000	ELECTRIC MOTORS, AC, < 18.65 W (1/40 HP) OUTPUT	NO	508	278,666
8501106040	ELEC MOTORS 18.65-37.5W DC, BRUSHLESS	NO	2,199	265,827
8501106080	ELEC MOTORS 18.65-37.5W, NESOI	NO	6,713	145,003
8501313000	ELECTRIC MOTORS, DC > 74.6 W BUT < 746 W	NO	2	25,425
8501318000	DC GENERATORS, NOT EXCEEDING 750 W	NO	3	36,000
8501322000	DC MOTORS > 750 W BUT =< 14.92 KW	NO	5,835	453,687
8501326000	DC GENERATORS > 750 W BUT =< 75 KW	NO	6	15,099
8501406040	AC MOTOR, SINGLE-PHASE >735 W NESOI	NO	1	4,500
8501524000	AC MOTORS MLT-PHS > 750W BUT =< 14.92 KW	NO	22	25,897
8501528000	ELECTRIC MOTORS, AC > 14.92 KW BUT =< 750KW ML-PS	NO	32	1,015,500
8501610000	AC GENERATORS (ALTERNATORS) <=75 KVA OUTPUT	NO	185	1,419,162
8501620000	AC GENERATORS (ALTERNATOR) > 75 KVA BUT =< 375KVA	NO	92	596,860

TABLE 4 - SHIPMENTS OF MERCHANDISE FROM PUERTO RICO TO THE UNITED STATES,  
BY COMMODITY:FISCAL YEAR 2000

COMM-CODE	COMMODITY AND UNIT OF QUANTITY		QUANTITY	VALUE-\$
8501630000	AC GENERATORS(ALTERNATOR) > 375 KVA BUT =< 750KVA	NO	3	10,609
8501640050	AC GENERATORS (ALTERNATORS) > 40000 KVA	NO	381	10,409
8502120000	GENERATING SETS, ELC, DIESEL, > 75KVA BUT =<375KVA	NO	1	3,000
8502130020	GENERATING SETS, ELC, DIESEL,>375KVA BUT =<1000KVA	NO	7	18,250
8502310000	GENERATING SETS, ELECTRIC, WIND-POWERED	NO	25,395	39,190
8502400000	ELECTRIC ROTARY CONVERTERS	NO	281,180	910,954
8503002000	COMMUTATORS FOR MACHINES IN HEADING 8501 OR 8502	NO	1,019	70,552
8503005000	PARTS OF MOTORS OTHER THAN COMMUTATORS	X		100,356
8503006040	PARTS OF GENERATORS O/T COMMUTATORS	X		6,584,317
8503006060	OTHER PARTS FOR MACHINES IN 8501 AND 8502	X		1,970,649
8504100000	BALLASTS FOR DISCHARGE LAMPS OR TUBES	NO	7,623	18,732
8504210020	LIQUID DIELECTRIC TRANSFORMER =< 50 KVA	NO	6	7,476
8504210040	LIQUID DIELECTRIC TRANSFORMER >50KVA BUT =<100KVA	NO	955	141,505
8504210060	LIQUID DIELECTRIC TRANSFORMER >100KVA BUT =<500KVA	NO	17	40,212
8504220040	LIQUID DLCTC TRANSFORMERS >650KVA BUT =<2500 KVA	NO	2	47,540
8504312000	TRANSFORMERS, NESOI, UNRATED	NO	72,006	1,178,483
8504314035	TRANSFORMERS, NESOI, LESS THAN 40 VA	NO	9,409	393,667
8504314065	TRANSFORMERS, NESOI, => 40 VA BUT < 1 KVA	NO	2	25,616
8504320000	TRANSFORMERS, NESOI,> 1 KVA BUT =< 16 KVA	NO	302	83,981
8504330020	TRANSFORMERS, NESOI, > 16 KVA BUT =< 50 KVA	NO	129	24,789
8504330040	TRANSFORMERS, NESOI, > 50 KVA BUT =< 500 KVA	NO	203	167,874
8504406001	POWER SUPPLIES FOR PHYS INCORP INTO ADP, < = 50W	NO	2,415	106,621
8504406007	POWER SUPPLIES FOR PHYS INCORP INTO ADP,50W - 150W	NO	577,837	41,926,900
8504406012	POWER SUPPLIES FR PHYS INCORP INTO ADP,150W - 500W	NO	545	201,840
8504406018	POWER SUPPLIES FR PHYS INCORP INTO ADP,EXCEED 500W	NO	5,123	427,293
8504407007	POWER SUPPLIES FOR ADP, NESOI, 50W - 150W	NO	50	79,958
8504407018	POWER SUPPLIES FOR ADP, NESOI, EXCEEDING 500W	NO	159,264	9,267,848
8504408500	STATIC CONVRTRS,NESOI,TELECOMMUNICATION APPARATUS	NO	1,944	71,883
8504409540	RECTIFIERS & RECTIFNG APPARATUS,POWER SUPPLY >500W	NO	266	9,839
8504409550	RECTIFIERS & RECTIFYING APPARATUS, NESOI	X		124,599
8504409580	STATIC CONVERTERS, NESOI	X		1,164,080
8504500000	INDUCTORS, NESOI	NO	12,136	25,063
8504900020	PARTS FOR TRANSFORMERS	X		172,262
8504900080	PARTS,NESOI,FOR ELECTRICAL INDUCTORS	X		1,359,609
8505110000	PERMANENT MAGNETS MADE OF METAL	NO	1,634	236,300
8505190000	PERMANENT MAGNETS MADE OF MATERIALS O/T METAL	NO	6	3,000
8505908000	ELECTROMAGNETIC ARTICLES, NESOI, AND PARTS, NESOI	X		6,570
8506100000	PRIMARY CELLS AND BATTERIES, MANGANESE DIOXIDE	NO	2,471,363	2,997,462
8506500000	PRIMARY CELLS AND BATTERIES, LITHIUM	NO	1	10,000
8506800000	PRIMARY CELLS AND BATTERIES, NESOI	NO	348,222	417,392
8506900000	PRIMARY BATTERY AND CELL PARTS	X		307,288
8507100090	LEAD-ACID BATTERIES, NEW, OTHER THAN 12 VOLT	NO	5	39,089
8507200030	LEAD ACID STORAGE BATTERIES, NEW, NESOI, 6 VOLTS	NO	329	16,424
8507300000	NICKEL-CADMIUM STORAGE BATTERIES	NO	4	18,710
8507400000	NICKEL-IRON STORAGE BATTERIES	NO	25	45,898
8507800000	OTHER STORAGE BATTERIES	NO	4	39,000
8508100050	ELECTRIC HAND DRILLS, ROTARY, CHUCK => 12.7 MM, AC	NO	1	5,500
8508800015	ELECTRIC HAND ORBITAL AND STRAIGHT-LINE SANDERS	NO	1	14,000
8508800055	ELECTRIC HAND ROUTERS	NO	290	19,951
8508800095	ELECTROMECHANICAL HAND TOOLS,NESOI	NO	362	84,064
8508900000	ELECTROMECHANICAL HAND TOOL PARTS	X		141,000
8509300000	ELECTRIC DOMESTIC KITCHEN WASTE DISPOSALS	NO	87	3,114
8509400030	ELECTRIC DOMESTIC JUICE EXTRACTORS	NO	6,248	113,251
8509800091	ELECTROMECHANICAL DOMESTIC APPLIANCES, NESOI	NO	330	27,863
8509902000	ELECTRIC DOMESTIC VACUUM CLEANER PARTS	X		19,582
8510905500	PARTS OF ELECTRIC HAIR-REMOVING APPLIANCES	X		12,272
8511100000	INTERNAL COMBUSTION ENGINE SPARK PLUGS	HUN	3,392	19,860
8511300080	INTERNAL COMBUSTION ENGINE IGNITION COILS	NO	735,657	4,219,825
8511400000	INTERNAL COMBUSTION ENGINE STARTER MOTORS	NO	3,261	82,187
8511500000	INTERNAL COMBUSTION ENGINE GENERATORS,NESOI	NO	11,849	308,338
8511804000	INTERNAL COMBUSTION ENGINE VOLTAGE REG,	NO	46	4,735
8511806000	OTHER INTERNAL COMBUSTION ENGINE IGNITION EQUIPMNT	X		241,051
8511906020	PARTS FOR INTERNAL COMBUSTION ENGINE DSTBR POINTS	NO	994,416	1,846,550
8511908000	PARTS FOR ELECTRICAL APPARATUS USED ON IC ENGINES	X		10,783,612
8513100000	PORTABLE ELECTRIC LAMPS, BATTERY OR MAGNETO	X		181,953
8514304000	INDUSTRIAL, LABORATORY FURNACES, OVENS, NESOI	NO	2	10,000
8514900000	PARTS FOR IND, LAB FURNACES,OVENS OR HEATING EQUIP	X		230,000
8515210000	ELECTRIC WELDERS, RESISTANCE, FULL OR PART AUTOMAT	NO	65	87,592
8515800080	ELEC WELDING MACHINES,NESOI; METAL SPRAYING EQ	NO	2	249,361

TABLE 4 - SHIPMENTS OF MERCHANDISE FROM PUERTO RICO TO THE UNITED STATES,  
BY COMMODITY:FISCAL YEAR 2000

COMM-CODE	COMMODITY AND UNIT OF QUANTITY		QUANTITY	VALUE-\$
8516290000	ELECTRIC SPACE HEATING APPARATUS,NESOI	X		23,000
8516500000	MICROWAVE OVENS	NO	24	15,000
8516604000	ELECTRIC COOKING STOVES, RANGES AND OVENS	NO	36	18,648
8516710000	ELECTRIC COFFEE OR TEA MAKERS	NO	201	16,808
8516790000	OTHER ELECTROTHERMIC APPLIANCES, DOMESTIC	NO	1	14,000
8516909500	PARTS,NESOI,FOR ELECTROTHERMIC APPLIANCES	X		532,747
8517110000	LINE TELEPHONE SETS WITH CORDLESS HANDSETS	NO	1,015	75,726
8517190000	VIDEOPHONES	NO	865	63,244
8517210000	FACSIMILE MACHINES	NO	8	4,283
8517301500	CENTRAL OFFICE TELEPHONE SWITCHING SYSTEMS	NO	40	113,312
8517302000	PRIVATE BRANCH EXCHANGE TELEPHONE SWITCHING APRTS.	NO	1	3,000
8517302500	ELECTRONIC KEY TELEPHONE SYSTEMS	NO	616	294,817
8517303000	TELEGRAPHIC SWITCHING APPARATUS	NO	108	59,688
8517305000	TELEGRAPHIC SWITCHING APPARATUS	X		3,602,022
8517501000	MODEMS,OF A KIND USED WITH ADP EQP.IN HEADING 8471	NO	2,430,122	571,220,766
8517505000	TELEPHON APP,CARR-CURRENT LINE OR DIGITAL LINE SYS	X		1,416,850
8517509000	TELEGRAPHIC APPARATUS FOR DIGITAL LINE SYSTEMS	X		236,870
8517801020	TELEPHONIC APPARATUS, NESOI	X		35,006
8517902000	PARTS FOR TELEPHONIC SWITCHING APPARATUS	X		3,815,499
8517905000	PARTS,NESOI,FOR TELEPHONIC APPARATUS	X		325,799,541
8517909000	PARTS FOR TELEGRAPHIC APPARATUS	X		15,591,530
8518210000	SINGLE LOUDSPEAKERS, MOUNTED IN THEIR ENCLOSURES	NO	272,074	19,896,926
8518220000	MULTIPLE LOUDSPEAKERS,MOUNTED IN SAME ENCLOSURE	NO	272	7,750
8518290000	LOUDSPEAKERS, NESOI	NO	1,238	136,290
8518302000	OTHER HEADPHONES,EARPHONES, MICROPHONE/SPEAKER	NO	277	23,310
8518402000	AUDIO FREQUENCY ELECTRIC AMPLIFIERS, NESOI	NO	445	149,172
8518500000	ELECTRIC SOUND AMPLIFIER SETS	NO	6,000	13,450
8518901000	PARTS OF TELEPHONE HANDSETS AND REPEATERS	X		236,244
8518903000	PARTS OF MICROPHONES,LOUDSPEAKERS,AMPLIFIERS	X		41,711
8519210000	RECORD PLAYERS WITHOUT LOUDSPEAKERS	NO	608	22,995
8519290000	RECORD PLAYERS,NESOI	NO	19	4,800
8519920000	POCKET-SIZE CASSETTE PLAYERS	NO	434	18,814
8519990030	CARTRIDGE TYPE TAPE PLAYERS	NO	63	12,141
8519990070	SOUND REPRODUCING APPARATUS,NESOI	NO	796	229,797
8520200000	TELEPHONE ANSWERING MACHINES	NO	86	8,428
8520320000	MAGNET TAPE RECORDER/REPRODUCERS,DIGITAL AUDIO TYP	NO	158	75,322
8520330000	TAPE RECORDER/REPRODUCERS, CASSETTE TYPE	NO	118	27,498
8520390000	MAGNETIC TAPE RECORDERS/REPRODUCERS, NESOI	NO	81	71,907
8520900080	OTHER MAGNETIC SOUND RECORDING OR REPRODUCING EQUI	NO	3	35,022
8521100000	VIDEO RECORDING OR REPRODUCING APP, MAGNETIC TAPE	NO	2,644	388,176
8521900000	VIDEO RECORDING OR REPRODUCING APP,EXC MAGNET TAPE	NO	29	20,800
8522900090	PARTS,NESOI,FOR APPARATUS OF HEADINGS 8519 TO 8521	X		13,260
8523120010	UNRECORDED MAGNETIC TAPE > 4 BUT =< 6.5MM, CARTRID	NO	12	125,000
8523130080	UNRECORDED MAGNETIC TAPE >6.5MM, NESOI	X		10,824
8523200000	UNRECORDED MAGNETIC DISCS	NO	105	24,500
8523300000	UNRECORDED, CARDS INCORPORATING A MAGNETIC STRIPE	NO	2	15,622
8524100040	PHONOGRAPH RECORDS, NESOI	NO	2,022	327,688
8524310000	LASER DISCS,FOR REPRODUCING OTHER THAN SOUND/IMAGE	NO	219	77,653
8524320000	LASER DISC FOR REPRODUCING SOUND ONLY	NO	8,373	80,044
8524390000	DISCS FOR LASER READING SYSTEMS, NESOI	NO	80,363	811,603
8524400000	MAGNET TAPES FR REPRODUCING OTHER THAN SOUND/IMAGE	NO	2,436	330,151
8524513040	SOUND RECORDINGS ON CASSETTE TAPES, WIDTH =< 4MM	NO	444	40,180
8524513080	OTHER MAGNETIC TAPE RECORDINGS =< 4MM, NESOI	NO	839	15,000
8524521040	VIDEO TAPE RECORDNG >4MM AND =<6.5MM, IN CASSETTES	NO	12,672	189,839
8524521080	VIDEO TAPE RECORDINGS >4MM =<6.5MM,EXCEPT CASSETTE	NO	742	3,072
8524522000	OTHR MAGNET TAPE RECORDNG >4MM =<6.5MM,EXCEP VIDEO	NO	2	3,500
8524531040	VIDEO TAPE RECORDING, WIDTH =<16 MM, IN CASSETTES	NO	161	3,480
8524532000	OTHR MAGNET TAPE RECORDNG >6.5MM, EXCEPT VIDEO	NO	74	20,790
8524910000	OTHR RECORDED MEDIA,NESOI,FOR REPROD OTHR THAN S/I	NO	3,606	691,210
8524990000	RECORDED MEDIA, NESOI	NO	34,987	1,904,110
8525102010	APPARATUS FOR RECEP OF TV SIGNALS BY TV SATELLITE	NO	2,296	421,197
8525102050	OTHER TRANSMISSION APPARATUS FOR TELEVISION	X		661,022
8525106010	RADIO TRANSMITTERS FOR CIVIL AIRCRAFT	NO	4	8,148
8525106050	RADIO TRANSMITTERS > 30 MHZ BUT =< 400 MHZ	NO	99	468,732
8525106090	RADIO TRANSMITTERS FOR FREQ EXCEEDING 1000 MHZ	NO	4,083	11,115,972
8525108020	TRANSMISSION APPARATUS,NESOI,FOR CIVIL AIRCRAFT	X		5,582
8525108040	COMMUNICATIONS TRANSMISSION APPARATUS,NESOI	X		6,000
8525201000	RADIO TRANSCEIVERS, CITIZENS BAND (CB) TYPE	NO	70	40,203
8525202000	RADIO TRANSCEIVERS, LOW POWER, 49.8 MHZ TO 49.90MH	NO	262	91,171

TABLE 4 - SHIPMENTS OF MERCHANDISE FROM PUERTO RICO TO THE UNITED STATES,  
BY COMMODITY:FISCAL YEAR 2000

COMM-CODE	COMMODITY AND UNIT OF QUANTITY		QUANTITY	VALUE-\$
8525203030	RADIO TRANSCEIVERS, HAND-HELD, NESOI	NO	11	9,167
8525203040	RADIO TRANSCEIVERS, MARINE VHF-FM	NO	31	63,915
8525203042	RADIO TRANSCEIVERS, NESOI, <= 30 MHZ	NO	4	8,000
8525203045	RADIO TRANSCEIVERS, NESOI, > 30 MHZ BUT <= 400 MHZ	NO	4	6,000
8525203055	RADIO TRANSCEIVERS, NESOI, > 400 MHZ	NO	4	144,148
8525209020	RADIO TELEPHONES FOR INSTALLATION IN MOTOR VEHICLE	NO	8,833	775,350
8525209040	RADIO PHONES, NT MOTOR VHCL, PBLIC CELLULAR SRVCE	NO	2,808	450,728
8525209080	TRANSMISSION APPTS INCORPORATING RECEIVERS, NESOI	X		671,407
8525300020	TELEVISION CAMERAS, COLOR	NO	15	65,500
8525300070	TELEVISION CAMERAS, NESOI	NO	4	3,200
8525404000	DIGITAL STILL IMAGE VIDEO CAMERAS	NO	7,755	6,163,703
8525408020	8MM CAMCORDERS	NO	807	635,183
8525408050	CAMCORDERS EXCEPT 8MM	NO	2	4,800
8525408085	STILL VIDEO CAMERAS & OTHR VID CAM RECORDERS, NESOI	NO	1,304	840,438
8526100070	RADAR APPARATUS NESOI	NO	1	20,000
8527136000	RADIOBROADCAST RECEIVERS, BATTERY TYPE, NESOI	NO	193	164,980
8527190000	RADIOBROADCAST RECEIVERS, BATTERY TYPE, NESOI	NO	268	6,390
8527210000	RADIOBROADCAST RECEIVERS FOR MOTOR VEHICLES W RCOS	NO	551	81,100
8527290000	RADIOBROADCAST RECEIVERS FOR MOTOR VEHICLES NESOI	NO	34	4,000
8527310000	RADIOBROADCAST RECEIVERS, NESOI, WITH SOUND RECORDER	NO	1,799	484,823
8527320000	RADIOBROADCAST RECEIVERS, NESOI, WITH CLOCK WO P & R	NO	5	12,285
8527390000	RADIOBROADCAST RECEIVERS, NESOI	NO	205	18,000
8527904000	OTHER ARTICLES DESIGNED FOR CONNECTION TO TLPH	NO	364	19,701
8527908005	RADIO RECEIVERS FOR USE IN CIVIL AIRCRAFT	NO	8	12,255
8527908015	RADIO RECEIVERS, RADIO PAGING TYPE	NO	125	14,875
8527908025	RADIO RECEIVERS <= 30 MHZ	NO	2	3,000
8527908055	RADIO RECEIVERS > 1000 MHZ	NO	14	15,000
8527908075	RECEPTION APPARATUS RADIO COMMUNICATIONS, NESOI	X		173,600
8528123000	RECEP APP FOR TV, COLOR, INC VIDEO RCRDNG/REPROD APP	NO	515	204,156
8528126040	RECEP APP FOR TV, COLOR, HAVNG A PICTURE TUBE > 52CM	NO	145	41,292
8528126057	RECEP APP FOR TV, COLOR, NESOI, WITHOUT PICTURE TUBE	NO	733	21,255
8528130080	RECEPTION APPARATUS FOR TV, MONOCHROME, NESOI	NO	67	11,138
8528210000	VIDEO MONITORS, COLOR	NO	3,169	157,126
8528220000	VIDEO MONITORS, MONOCHROME	NO	2,555	79,385
8528305550	VIDEO PROJECTORS, COLOR	NO	2,175	224,300
8528309000	VIDEO PROJECTORS, MONOCHROM	NO	2,552	74,000
8529102050	TELEVISION ANTENNAS, NESOI	NO	33	24,025
8529104000	ANTENNAS & PARTS FOR RADAR, RADIO NAVIGATIONAL AID	X		34,080
8529106000	ANTENNAS & PARTS, NESOI, FOR HOG 8525 TO 8528	X		61,666
8529901000	TELEVISION TUNERS	X		9,922
8529903540	CONVERGENCE ASSEMBLIES, FLYBACKS, FS COILS, D COILS	X		20,000
8529903800	PARTS, NESOI, FOR TV APPARATUS, HEADINGS 8525-8528	X		15,000
8529904720	PARTS FOR RADAR APPARATUS	X		4,500
8529904760	PARTS FOR RADIO REMOTE CONTROL APPARATUS	X		155,955
8529905000	PARTS, NESOI, OF APPARATUS IN HEADINGS 8525 TO 852	X		134,675
8530800000	ELECTRICAL SIGNALING OR TRAFFIC CONTROL EQPT, NESOI	X		22,566
8530900000	PARTS FOR ELC SIGNALING, TRAFFIC, SAFETY EQUIPMNT	X		35,957
8531100015	SMOKE DETECTORS, BATTERY POWERED	NO	2,302	26,000
8531100025	SMOKE DETECTORS, NESOI	NO	3	21,265
8531100045	BURGLAR OR FIRE ALARMS AND SIMILAR APPARATUS, NESOI	NO	97,594	32,852,753
8531200020	INDICATOR PANALS INCORPORATING LCD'S	X		40,841
8531804000	PAGING ALERT DEVICES	NO	14,909	372,713
8531809050	OTHER SIGNALING DEVICES, ELECTRIC, NESOI	X		91,204
8531900000	PARTS OF ELECTRIC SOUND OR VISUAL SIGNALING APRTS	X		120,723,508
8532100000	FIXED CAPACITORS, 50-60 HZ, POWER, CPCTY >= .5 KVAR	NO	648	209,684
8532210050	TANTALUM ELECTROLYTIC FIXED CAPACITORS, SMD	NO	173,066	117,175
8532210080	OTHER TANTALUM ELECTROLYTIC FIXED CAPACITORS, NESI	NO	7,447	3,500
8532220040	FIXED CAPACITORS, ALUMINUM ELECTROLYTIC > 18 BUT <= 35	NO	76,774	162,440
8532230040	FIXED CAPACITORS, CERAMIC, DIELECTRIC S L AXIAL LD	NO	9,434	6,350
8532230060	FIXED CAPACITORS, CERAMIC, DIELECTRIC S L RADIAL L	NO	1	8,697
8532240020	FIXED CAPACITORS, CERAMIC, DIELECTRIC MLTYR CHIPS	NO	127,000	28,621
8532250010	FIXED CAPACITORS, PAPER, PLASTIC, AC, < 300 V	NO	1	5,000
8532290040	FIXED CAPACITORS, NESOI	NO	445,863	70,000
8532300090	VARIABLE OR ADJUSTABLE CAPACITORS, NESOI	NO	11,962	10,000
8533210045	FIXED RESISTORS <= 20 W SURFACE MOUNTED, 2 TERMINA	NO	33,657	7,253
8533210075	FIXED RESISTORS, NESOI, HAVING MORE THAN 2 LEADS	NO	1,000	2,691
8533290000	FIXED RESISTORS NESOI > 20 W POWER HDLG CPCY	NO	1	2,653
8533390040	WIREWOUND VARIABLE RESISTORS, DIMMERS	NO	2,862,201	39,145,957
8533390080	WIREWOUND VARIABLE RESISTORS, NESOI	NO	11,927	157,274

TABLE 4 - SHIPMENTS OF MERCHANDISE FROM PUERTO RICO TO THE UNITED STATES,  
BY COMMODITY:FISCAL YEAR 2000

COMM-CODE	COMMODITY AND UNIT OF QUANTITY		QUANTITY	VALUE-\$
8533400040	VARIABLE RESISTORS, NESOI, MOTOR STARTERS, CNL	NO	107,310	190,881
8533400080	VARIABLE RESISTORS, NESOI	NO	781,912	469,411
8533900000	PARTS FOR RESISTORS, RHEOSTATS, POTETIOMETERS	X		113,854
8534000020	PRINTED CIRCUITS OF PLASTIC/GLASS =>3 LAYERS, CNDT	NO	378,819	2,897,453
8534000040	PRINTED CIRCUITS OF PLASTIC/GLASS, NESOI	NO	555,795	2,602,815
8534000070	PRINTED CIRCUITS, PLASTIC IMPRG.,NOT FLEX, NESOI	NO	8,848	72,584
8534000080	PRINTED CIRCUITS, FLEXIBLE TYPE, NESOI	NO	33,576	59,949
8534000085	PRINTED CIRCUITS HAVING A CERAMIC BASE	NO	795	40,491
8534000090	PRINTED CIRCUITS, NESOI	NO	868,868	5,395,353
8534000095	PRINTED CIRCUITS, NESOI	NO	172,449	1,530,529
8535210000	AUTOMATIC CIRCUIT BREAKERS > 1000 V BUT < 72.5 KV	NO	535,543	85,893,178
8535290040	AUTOMATIC CIRCUIT BREAKERS NESOI > 72.5 KV < 345 K	NO	30	299,260
8535300080	ISOLATING SWITCH & MAKE & BREAK SWITCH,NESOI>1000V	NO	45,543	70,590
8535400000	LIGHTNING ARRESTERS,VOLTAGE LIMITERS,SURGE SUPPRES	X		20,324,944
8535908040	ELECTRICAL CONNECTORS, NESOI > 1000 V	NO	5,426,100	6,088,337
8535908060	ELECT SWITCHING & CIRCUIT PROTECTION APPRTS, NESOI	NO	10,116	200,748
8536100040	FUSES =< 1000 V, NESOI	NO	4,314,876	6,631,615
8536200020	AUTOMATIC CIRCUIT BREAKERS =< 1000 V, MOLDED CASE	NO	371,873,312	286,554,510
8536200040	AUTOMATIC CIRCUIT BREAKERS =< 1000 V, NESOI	NO	551,081	4,547,863
8536300000	OTHER APPARATUS FOR PROTECTING ELC CRTS =< 1000 V	X		1,496,526
8536410005	AUTOMOTIVE SIGNALING FLASHERS FOR VOLTAGE =< 60 V	NO	30	3,000
8536410020	ELCTMCHL RLYS =< 60 V, & CNTCTS < 10 A EXCPT ASF	NO	232,444	183,279
8536410030	RLYS (EXCPT ELCTMCHL & ASF) =< 60V, & CNTCTS < 10A	NO	460,069	1,478,845
8536410045	CONTACTORS, =<60 V, CNTCTS =>10 A, EXCPT ASF	NO	67,513	1,516,911
8536410060	RELAYS FOR PROTECTING ELECTRICAL CIRCUITS, =< 60 V	NO	74,476	1,123,519
8536490080	RELAYS > 60 V, NESOI	NO	15,510	353,980
8536504000	MOTOR STARTERS	NO	191	4,488
8536509030	SWITCHES, PUSH-BUTTON, RATED AT NOT OVER 5 A	NO	47	28,200
8536509055	SWITCHES, LIMIT, NESOI, VOLTAGE NOT OVER 1000 V	NO	5,217,058	13,475,347
8536509065	OTHER SWITCHES, VOLTAGE NOT EXCEEDING 1000V, NESOI	NO	28,648	231,256
8536694010	ELECTRICAL CONNECTORS, COAXIAL TYPE, <= 1,000 V	NO	166,241	251,292
8536694020	ELECTRICAL CONNECTORS, CYLINDRICAL, MULTICONTACT	NO	1,768	4,455
8536694040	ELECTRICAL CONNECTORS, PRNTD CRCT TYPE <=1,000 V	NO	43,554	116,356
8536695050	ELECTRICAL CONNECTORS, FOR VOLTAGE<=1,000 V, NESOI	X		12,610,420
8536904000	TERMINALS,ELECTR SPLICES & COUPLINGS,WAFER PROBERS	X		1,260,196
8536908030	ELECTRICAL JUNCTION BOXES NOT EXCEEDING 1,000 V	NO	24	203,908
8536908085	ELECT APPARATUS FOR SWTCH & PROTECT CIRCUITS NESOI	X		173,348,182
8537109020	SWITCHGEAR ASSEMBLIES AND SWITCHBOARDS =< 1000 V	NO	2,469	6,459,155
8537109050	ELECTRICAL PANEL & DISTRIBUTION BOARDS =< 1000 V	NO	215	502,636
8537109060	PROGRAMABLE CONTROLLERS	NO	134	1,139,082
8537109070	ELECT APPARATUS EQP WITH APTS FRM HD 8535&36,NESOI	NO	1,753,557	34,254,393
8537200040	ELECTRICAL APPARATUS EQP WITH APTS FM HD 8535&36	NO	2	7,200
8538100000	BOARDS, PANELS, CONSOLES ETC OF 8537 LESS APTS	X		1,031,072
8538907020	PARTS OF AUTO CIR BREAKERS FOR HEAD 8535/8536/8537	X		133,264,244
8538907040	ELECTRICAL METAL CONTACTS FOR HEAD 8535,8536,8537	X		32,485
8538907060	PARTS NESOI OF SWITCHGEAR, FOR HD 8535, 8536, 8537	X		259,182
8538907080	PRTS SUITBL FOR USE W/APTS IN 8535,8536,8537,NESOI	X		10,898,766
8539212000	TUNGSTEN HALOGEN FILAMENT LAMPS =< 100 V	NO	902	8,451
8539214040	TUNGSTEN HALOGEN FILAMENT LAMPS > 100 V, & < 500 W	NO	1,102	18,705
8539310000	DISCHARGE LAMPS, (EX ULTRAVIOLET), FLUORESCENT	NO	2,979	5,808
8539320040	DISCHARGE LAMPS, (EX ULTRAVIOLET), MERCURY VAPOR	NO	552	9,784
8539390000	DISCHARGE LAMPS, (EX ULTRAVIOLET), NESOI	NO	2,142	57,400
8539490040	ULTRAVIOLET LAMPS	NO	1,376	27,500
8539900000	PARTS FOR ELECTRIC FILAMENT OR DISCHARGE LAMPS	X		5,451,441
8540202000	CATHODE RAY TV & OTHER PHOTOCATHODE TUBES	NO	2	3,000
8540204000	TV CAM TUBE,IMAGE CONVERT & INTENSIFIERS	NO	124	32,384
8540890040	TUBES, NESOI, DIODE, TRIODE, AND TETRODE TYPES	NO	100	8,940
8540990000	PARTS, NESOI, FOR ELECTRON TUBES	X		1,643,585
8541100040	CHIPS, DICE, WAFERS F DIODES EXC PHOTOSENSITIVE	NO	15,001	23,025
8541100060	MICROWAVE DIODES	NO	290,399	425,534
8541100070	SEMICONDUCTOR DIODES NOT PHOTOSENSITIVE =< 0.5 A	NO	50,651	7,044
8541100080	SEMICONDUCTOR DIODES NOT PHOTOSENSITIVE > 0.5 A	NO	83,970	630,078
8541290080	TRANSISTORS OTHER THAN PHOTOSENSITIVE => 1 W	NO	36,930	31,653
8541406030	SOLAR CELLS NOT IN PANELS OR MODULES	NO	1	6,000
8541500040	CHIP,DICE,WAFER FOR SEMICONDUCTOR DEVICES,NESOI	NO	2	10,500
8541500080	SEMICONDUCTOR DEVICES, NESOI	NO	257,144	455,951
8541600060	MOUNTED PIEZOELECTRIC CRYSTALS, QUARTZ, > 20 MHZ	NO	50	2,501
8542120000	CARDS INCORP. ELEC. INTEGRATED CRCT (SMART CARDS)	NO	923,813	2,708,150
8542138005	UN,CHPS,DCE,WFRS DGTL MNLTHC INTGRT CRTS,SLCN(MOS)	NO	53,874	65,453



TABLE 4 - SHIPMENTS OF MERCHANDISE FROM PUERTO RICO TO THE UNITED STATES,  
BY COMMODITY:FISCAL YEAR 2000

COMM-CODE	COMMODITY AND UNIT OF QUANTITY		QUANTITY	VALUE-\$
8542138027	MONOLITHIC INTEGRATED CRCT MOS DRAM <= 300000 BITS	NO	113,494	1,318,124
8542138028	MONOLITHIC INTEGRATED CRCT MOS DRAM > 300,000 BITS	NO	3,857,249	34,249,355
8542138044	MONOLITHIC INTEGRATED CRCT MOS SRAM > 300,000 BITS	NO	24,652	219,677
8542138056	MONOLITHIC INTEGRATED CIRCUITS, DIGITAL, (EEPROM)	NO	5	10,500
8542138065	MONOLITHIC INTEGRATED CIRCUITS DIGITAL MOS NESOI	NO	54,544	61,235
8542138066	MICROPROCESSORS, MOS, DGTL, SLCN, <=8 BIT BUS	NO	19,264	100,410
8542138067	MICROPROCESSORS, MOS, DGTL, SLCN, 16 BIT BUS	NO	635	3,013
8542138068	MICROPROCESSORS, MOS, DGTL, SLCN,>=32 BIT BUS	NO	3,545	1,008,458
8542138072	MONOLITHIC INTEGRATED CIRCUITS DIGITAL (MOS) NESOI	NO	18,520	272,597
8542138096	MNLTHC I/C'S DGTL,EXC MEMORY OR SILICON,MOS,NESOI	NO	47,661	238,158
8542148011	MONOLITHIC I/C'S, EXC MEMORY SLCN, DGTL, BPR (TTL)	NO	4,684	153,256
8542148012	MONOLITHIC I/C'S DGTL, BPR, SLCN, EXC MMRY, (ECL)	NO	2,000	13,685
8542148017	MNLTHC INTGRTD CRCTS,SLCN,DGTL,BPR,EX MEM, NESOI	NO	3,490	30,867
8542198001	CHPS,DCE,WFRS DGTL MNLTHC INTGR CRTS,SLCN,(BiMOS)	NO	3	33,409
8542198078	MNLTHC I/C'S DGTL, SLCN, NESOI, (BiCMOS) EXCPT MRY	NO	110	3,478
8542198079	MNLTHC I/C'S DGTL, SLCN, OTHER THAN BiCMOS, NESOI	NO	17,000	45,703
8542198092	MNLTHC I/C'S DGTL, MEMORY, EXC SLCN, NESOI, BiMOS	NO	1,110	3,163
8542300065	MONOLITHIC IC NESOI, FREQUENCY < 100 MHZ, ANALOG	NO	4,249	24,346
8542300080	MONOLITHIC IC NESOI,FREQ < 100MHZ,MIXED SGNL,LOGIC	NO	146,787	100,497
8542400075	HYBRID INTEGRATED CIRCUITS,WITH FREQUENCY =>30 MHZ	NO	60	3,085
8542500000	ELECTRONIC MICROASSEMBLIES	NO	65,219	150,000
8542900000	ELECTRONIC INTEGRATED CIRCUITS AND MCRSSMBLS PARTS	X		1,173,445
8543190000	PARTICLE ACCELERATORS, NESOI	NO	5	38,200
8543810000	PROXIMITY CARDS AND TAGS	X		29,866
8543894000	ELECTRIC SYNCHROS & TRANSDUCERS,FLIGHT DATA RECORD	X		17,000
8543896000	ARTCLE DESIGNED FOR CONNECTION TO TELEGRP OR TELPH	X		667,268
8543898000	MICROWAVE AMPLIFIERS	NO	267,778	18,194
8543898500	ELECTRICAL MACHINES FOR ELECTRICAL NERVE STIMULATN	NO	25	24,440
8543899660	AMPLFIERS, NESOI	NO	5	4,000
8543899690	ELECTRICAL MACHINES AND APPARATUS,NESOI	X		11,677,590
8543908040	PARTS FOR PARTICLE ACCELERATORS	X		26,079
8544110050	OTHER INSULATED WINDING WIRE MADE OF COPPER	KG	56,149	335,516
8544190000	INSULATED WINDING WIRE, NESOI	KG	94,552	372,208
8544200000	INSULATED COAXIAL CABLE AND COAXIAL ELECTRICAL CDT	KG	356	58,267
8544300000	INSULATED WIRING SETS FOR VEHICLES SHIPS AIRCRAFT	X		8,745,098
8544410000	INSULATED ELECTRIC CONDUCTORS =< 80 V WITH CNTRS	X		173,798
8544490000	INSULATED ELECTRIC CONDUCTORS =< 80 V NESOI	KG	12,352	517,303
8544510000	ELECTRICAL CONDUCTORS > 80 BUT =< 1000V W CNCTRS	X		77,285
8544592040	INSULATED ELECTRIC CONDUCTORS > 600 V OF COPPER	KG	2,856	34,038
8544700000	INSULATED OPTICAL FIBER CABLES WITH INDVULY SH FBR	FBM	206,272	105,653
8545190000	CARBON ELECTRODES,NESOI	KG	28	20,114
8545900000	ELECTRICAL CARBON OR GRAPHITE ARTICLES,NESOI	KG	4,328	96,591
8546900000	ELECTRICAL INSULATORS, NESOI	NO	4,362	134,605
8547100000	INSULATING FITTINGS OF CERAMICS FOR ELECTRICAL MCH	NO	792	13,860
8547200000	INSULATING FITTINGS FOR MACHINES MADE OF PLASTIC	NO	14,429	20,736
8548102500	PRIMARY CELLS/BATTERY WASTE/SCRAP,RECOVERY OF LEAD	NO	2,000	10,000
8548900000	ELECTRICAL PARTS OF MACHINERY NESOI IN CHAPTER 85	X		14,347,174
	VEHICLES,AIRCRAFT,VESSELS AND ASSOCIATED TRANSPORT EQUIPMENT.....	TOTAL		62,683,270
	RAILWAY OR TRAMWAY LOCOMOTIVES, ROLLING STOCK AND PARTS THEREOF; RAILWAY OR TRAMWAY TRACK FIXTURES AND FITTINGS AND PARTS THEREOF; MECHANICAL(INCLUDING ELECTROMECHANICAL) TRAFFIC SIGNALING EQUIPMENT OF ALL KINDS.....	TOTAL		980,131
8607199000	PARTS OF TRUCK ASSEMBLIES, NESOI	X		55,000
8607301000	HOOCS & OTHER COUPLINGS, BUFFERS, FOR 8605 OR 8606	X		14,837
8607910000	OTHER PARTS OF LOCOMOTIVES, NESOI	X		122,335
8609000000	CONTAINERS FOR ONE OR MORE MODES OF TRANSPORT	X		787,959
	VEHICLES,OTHER THAN RAILWAY OR TRAMWAY ROLLING STOCK,AND PARTS AND ACCESSORIES THEREOF.....	TOTAL		40,725,299
8701100000	TRACTORS, PEDESTRIAN CONTROLLED	NO	1	60,000



TABLE 4 - SHIPMENTS OF MERCHANDISE FROM PUERTO RICO TO THE UNITED STATES,  
BY COMMODITY:FISCAL YEAR 2000

COMM-CODE	COMMODITY AND UNIT OF QUANTITY		QUANTITY	VALUE-\$
8701200080	ROAD TRACTORS, SEMI-TRAILER, USED, GAS OR DIESEL	NO	2	17,500
8701300090	TRACK-LAYING TRACTORS,USED,OTHR THN 8709	NO	1	15,000
8701901070	TRCTS,AGRL USE, NEW,EXC TRACK-LAYING AND PTO TYPE	NO	123	715,646
8701901090	TRCTS,AGRL USE, USED, EXC TRACK-LAYING TYPE	NO	1	26,200
8702900000	PUBLIC-TRNSPRT TYP PASGNR VEH, NESOI	NO	19	418,000
8703105030	MOTORIZED GOLF CARTS FOR THE TRANSPORT OF PERSONS	NO	25	148,000
8703105060	VEH FOR TRANSPORT OF PERSONS,EXC SNOW & GOLF CARTS	NO	6	48,000
8703210000	PASS MTR VEH, SPARK IGN ENG, NOT OV 1,000 CC	NO	1	20,000
8703230010	MOTOR HOMES,SPK.IGN.NEW,>=1500CC AND <=3000CC DSPL	NO	5	77,535
8703230060	VEHICLES,NESOI,NEW,ENG EXC >1500<=3000CC,>4<= 6CYL	NO	651	9,031,593
8703230090	VEHICLES,NESOI,USED,ENG EXC 1500,NOT EXC 3000 CC	NO	1,106	9,226,396
8703240090	PASS MTR VEH, SPARK IGN, OVER 3000 CC, USED	NO	1,234	9,582,104
8703320050	PASS VEH,DIESEL ENG, OV 1500 BT NT OV 2500 CC,USED	NO	70	384,500
8703900000	PASSENGER MOTOR VEHICLES, NESOI	NO	1	9,000
8704105060	MOTR VEH DUMPERS FOR OFF-HGHWY USE,EXC REAR DUMP	NO	7	12,000
8704210000	TRUCKS, NESOI, DIESEL ENG, GVW 5 METRIC TONS & UND	NO	2	47,606
8704225010	TRUCK, DIESEL ENG, GVW >5 BUT =<9 M TONS	NO	1	27,216
8704900000	TRUCKS, NESOI	NO	87	891,022
8705100010	MOBILE CRANES, CABLE OPERATED	NO	1	224,985
8705100050	MOBILE CRANES, NESOI	NO	2	231,500
8705400000	CONCRETE MIXERS, SPECIAL PURPOSE VEHICLE	NO	1	35,000
8706001520	PASSNGR AUTO CHASSIS FITTED WITH ENG HEAD 8703	NO	48	251,477
8707100020	BODIES FOR PASSENGER AUTOS OF HEADING 8703	NO	3	30,124
8707100040	BODIES FOR VEHILES, NESOI, OF HEADING 8703	NO	5	15,327
8707909500	BODIES (INCLUDING CABS) FOR VEHICLES,NESOI	NO	17	6,460
8708100010	STAMPINGS OF BUMPERS AND PARTS, HEAD 8701 TO 8705	X		37,000
8708100050	BUMPERS AND PARTS, NESOI, OF HEADINGS 8701 TO 8705	X		1,047,999
8708210000	SAFETY SEAT BELTS AND PARTS OF 8701 TO 8705	KG	20,825	210,164
8708295070	PTS AND ACCESSORIES,NESOI,OF BODIES HDG 8701,8705	X		152,327
8708310000	MOUNTED BRAKE LININGS OF MOTOR VEH OF HD,8701,8705	X		6,000
8708390000	BRAKES AND SERVO-BRAKES,PARTS, OF 8701,8705	X		3,348,204
8708406000	GEAR BOXES FOR VEHICLES,NESOI,OF 8701 TO 8705	X		35,078
8708700010	ROAD WHEELS AND PARTS AND ACCESSORIES FOR TRACTORS	X		64,360
8708700050	ROAD WHEELS AND PRTS FOR VEH NESOI,OF 8701,8705	X		305,718
8708805000	SUSPENSION SHOCK ABSORBERS FOR VEHICLES, NESOI	X		70,659
8708915000	RADIATORS FOR VEHICLES, NESOI	NO	1,823	20,119
8708945000	STEERING WHEELS,STEERING COLUMNS,STEERING BOXES,VE	X		1,160,509
8708990010	PARTS AND ACCESSORIES NESOI,FOR TRACTORS NESOI	X		9,632
8708998075	PARTS AND ACESSORIES FOR VHCLS 8701 TO 8705, NESOI	X		1,069,888
8709900000	PARTS FOR WORKS TRUCKS W/O LIFT EQUIP	KG	907	3,000
8711200000	MOTORCYCLES (INCLUDING MOPEDS),CYCL,EXC50CC,NT250C	NO	2	20,000
8711400000	MOTORCYCLES,CYCL,EXC500,NT800CC	NO	4	4,998
8711500000	MOTORCYCLES, CYCL,EXCD 800 CC	NO	15	225,000
8711900000	MOTORCYCLES (INCLUDING MOPEDS), NESOI	NO	3	55,000
8712006000	BICYCLES AND CYCLES NESOI (INCL DEL TRICYCL)	NO	13	4,716
8713100000	INVALID CARRIAGES, NOT MECHANICALLY PROPELLED	NO	3	5,000
8714110000	SADDLES AND SEATS OF MOTORCYCLES	KG	3	3,000
8714910000	FRAMES AND FORKS, AND PRTS OF HEAD 8711 TO 8713	KG	9,169	10,322
8714920000	WHEEL RIMS AND SPOKES,NESOI,OF VEH,HED,8711,8713	KG	794	10,000
8714990000	PARTS AND ACESSORIES NESOI OF VEH,OF 8711,8713	KG	36,864	64,850
8716100030	TRAILERS AND SEMI-TRAILERS FOR HOUSING LES 10.6M	NO	1	86,000
8716390050	TRAILERS AND SEMI-TRAILERS, NESOI, PLATFORM TYPE	NO	6	51,768
8716400000	TRAILERS AND SEMI-TRAILERS, NESOI	NO	42	668,500
8716805070	VEHICLES NOT MECHANICALLY PROPELLED, NESOI	NO	60	300,000
8716900000	PARTS,NESOI,OF TRAILERS,SEMI-TRAILERS;VEH NESOI	KG	9,127	123,297
AIRCRAFT,SPACECRAFT,AND PARTS				
THEREOF.....		TOTAL	151,889	19,779,142
8801900000	BALLOONS, DIRIGIBLES & OTHER NON-POWERED AIRCRAFT	X		33,333
8802200050	NEW MULTI ENG PLANES,NON-MILITARY,>4500<=2000 KG	NO	1	50,000
8803100010	PRPELLRS & ROTORS & PRTS THEREOF FOR CIVIL AIRCRFT	KG	37,207	202,752
8803100050	PROPLLRs & ROTORS & PRTS THEREOF FOR MLTARY AIRCFT	KG	60	5,000
8803200010	UNDERCARRIAGES & PARTS FOR USE IN CIVIL AIRCRAFT	KG	30,217	8,558,920
8803200050	UNDERCARRIAGES & PARTS THEREOF FOR MILITARY AIRCFT	KG	12,742	2,971,957
8803300010	OTHER PARTS,NESOI,OF CIVIL AIRPLANES/HELICOPTERS	KG	26,967	2,493,950
8803300050	OTHER PARTS,NESOI,OF MILITARY AIRPLANES/HELICOPTRS	KG	45	30,384
8803903000	PARTS OF COMMUNICATIONS SATELLITES	KG	43	21,000
8803909010	OTH PRTS,NESOI,FOR CIVIL AIRCRAFT,&NON-POWRD AIRCFT	KG	44,061	5,345,440

TABLE 4 - SHIPMENTS OF MERCHANDISE FROM PUERTO RICO TO THE UNITED STATES,  
BY COMMODITY:FISCAL YEAR 2000

COMM-CODE	COMMODITY AND UNIT OF QUANTITY	QUANTITY	VALUE-\$
8803909050	OTHER PARTS,NESOI,FOR OTHR MILTARY AIR & SPACCRFT	KG 35	56,406
8805200000	GROUND FLYING TRAINERS AND PARTS THEREOF	KG 511	10,000
	SHIPS,BOATS AND FLOATING STRUCTURES..... TOTAL	654	1,198,698
8903910025	SAILBOATS, WITH AUXI,MOTR,NT EX 9.2M, LENGTH	NO 1	3,500
8903992000	OUTBOARD MOTORBOATS	NO 11	299,000
8903999000	YACHTS & OTH VESSELS FOR PLEASURE OR SPORTS, NESOI	NO 8	254,588
8905200000	FLOATING OR SUBMERSIBLE DRILLING OR PRODCTN,PLTFRM	T 1	21,000
8905905000	VESSELS,NESOI	NO 11	273,012
8907100000	INFLATABLE RAFTS	NO 622	14,810
8907900030	BUOYS	X	300,000
8907900060	TANKS	X	32,788
	OPTICAL,PHOTOGRAPHIC,CINEMATOGRAPHIC, MEASURING,CHECKING,PRECISION,MEDICAL OR SURGICAL INSTRUMENTS AND APPARATUS; CLOCKS AND WATCHES; MUSICAL INSTRUMENTS; PARTS AND ACCESSORIES THEREOF..... TOTAL		1,657,720,146
	OPTICAL,PHOTOGRAPHIC,CINEMATOGRAPHIC, MEASURING,CHECKING,PRECISION,MEDICAL OR SURGICAL INSTRUMENTS AND APPARATUS; PARTS AND ACCESSORIES THEREOF..... TOTAL		1,642,071,258
9001100000	OPTICAL FIBERS, OPTICAL FIBER BUNDLES AND CABLES E	FBM 196,280	1,225,449
9001200000	SHEETS AND PLATES OF POLARIZING MATERIAL	KG 1,851	22,015
9001300000	CONTACT LENSES	PRS 721,673	9,427,702
9001400000	SPECTACLE LENSES OF GLASS, UNMOUNTED	PRS 28,900	335,482
9001500000	SPECTACLE LENSES OF OTHER MATERIALS, UNMOUNTED	PRS 4,093,852	48,082,938
9001901000	LENSES, PRISMS, AND MIRRORS, UNMOUNTED, NESOI	X	1,577,632
9001907000	OPTICAL ELEMENTS OF ANY MATERIAL, UNMOUNTED, NESOI	X	782,056
9002114000	LENSES AND PARTS FOR PROJECTION	NO 1	6,000
9002116000	MOUNTED LENSES FOR CLOSED-CIRCUIT TV CAMERAS	NO 175	21,900
9002119000	LENSES FOR CAMERAS,PHOTOGRAPHIC ENLARGERS, NESOI	X	29,300
9002190000	OBJECTIVE LENSES AND PARTS, NESOI	X	24,000
9002208000	FILTERS AND PARTS EXCEPT PHOTOGRAPHIC	X	1,074,433
9003190000	FRAMES AND MOUNTINGS OF OTHER MATERIALS	DOZ 1	2,520
9003900000	PARTS FOR FRAMES AND MOUNTINGS, SPECTACLES, ETC	X	43,168
9004100000	SUNGLASSES	DOZ 7,132	2,679,622
9004900000	SPECTACLES, ETC, CORRECTIVE, PROTECTIVE, NESOI	DOZ 54	8,600
9005900000	BINOCULARS, OTHER OPTICAL TELESCOPES PARTS	X	32,000
9006200000	CAMERAS USED FOR RECORDING DOCUMENTS ON MICROFILM	NO 11	27,771
9006300000	CAMERAS FOR UNDERWATER, AERIAL SURVEY, MEDICAL ETC	NO 108	460,000
9006510000	CAMERAS W LENS VIEWFINDER, FOR FILM WIDTH <=35 MM	NO 26	13,000
9006520000	PHOTO CAMERAS FOR ROLL FILM OF A WIDTH LESS 35 MM	NO 327	5,000
9006530000	PHOTO CAMERAS FOR ROLL FILM OF A WIDTH OF 35 MM	NO 35,751	845,100
9006590000	PHOTOGRAPHIC (OTHER THAN CINEMATOGRAPHIC) CAMERAS,	NO 177	10,400
9006910000	PARTS AND ACCESSORIES FOR PHOTOGRAPHIC CAMERAS	X	499,708
9006990000	PTS, PHOTOGRAPHIC FLASHLIGHT EXC OF HEADING 8539,	X	20,000
9007110000	CINEMA CAMERAS FOR FILM < 16MM WIDTH,DOUBLE 8MM FL	NO 4,360	633,379
9007190040	OTHER CINEMATOGRAPHIC CAMERAS OF 16 MM	NO 1	3,500
9007204050	PROJECTORS FOR FILM OF LESS THAN 16MM IN WIDTH	NO 1	3,650
9007910000	PARTS AND ACCESSORIES FOR CAMERAS	X	932,100
9008900000	PTS, OF IMAGE PROJECTOR,ENLARGER&REDUCER EXC CINEM	X	393,279
9009110000	ELECTROSTATIC PHOTOCOPYING IMAGE DIRECTLY ON COPY	NO 172	840,000
9009900000	PART AND ACCESSORIES OF PHOTOCOPYING APPARATUS	X	1,117,266
9010100000	APPARATUS & EQUIP, AUTOMATIC DEVELOPING PHOTO FILM	X	15,000
9010503000	EDITORS, COMBINATION EDITOR-SPLICERS FOR FILM	X	20,000
9010600000	PROJECTION SCREENS	NO 23	4,000
9010900000	PTS & ACCESS OF APPRT & EQUIP FOR PHOTO/CINEMA LAB	X	75,498
9011100000	STEREOSCOPIC MICROSCOPES	NO 39	3,353
9012100000	MICROSCOPES, EXC OPTICAL; DIFFRACTION APPARATUS	X	6,000
9012900000	PTS FOR MICROSCOPES, EXC OPTICAL; DIFFRACTION	X	204,886
9013200000	LASERS, OTHER THAN LASER DIODES	NO 10	16,995
9013800000	OPTICAL DEVICES, APPLIANCES AND INSTRUMENTS, NESOI	X	97,634
9013900000	PTS OF LIQ CRYSTAL DEVICE, LASER&OTH OPTICAL,NESOI	X	265,270
9014106040	GYROSCOPIC COMPASSES, EXC ELEC, FOR CIVIL AIRCRAFT	NO 3	8,500
9014109080	DIRECT FIND COMPASSE, EXC FOR CIVIL AIRCRAFT,NESOI	NO 63	65,450

TABLE 4 - SHIPMENTS OF MERCHANDISE FROM PUERTO RICO TO THE UNITED STATES,  
BY COMMODITY:FISCAL YEAR 2000

COMM-CODE	COMMODITY AND UNIT OF QUANTITY		QUANTITY	VALUE-\$
9014202000	OPTICAL INST&APPLN, AERONAUTICAL/SPACE NAVIGATION	NO	4	8,495
9014206000	ELECTRICAL INST, AERONAUTICAL OR SPACE NAVIGATION	NO	19	95,080
9014806000	NAVIGATIONAL INSTRUMENTS & APPLIANCES, NESOI	NO	2	67,000
9014900000	PTS, FOR DIRECT FIND COMPASSES, NAVIGATIONAL INST	X		8,500
9015100000	RANGEFINDERS	NO	36	40,000
9015400000	PHOTOGRAMMETRICAL SURVEYING INSTRUMENTS & APPLNCES	X		211,125
9015802000	OPTL SURVEYING, HYDROGPH, OCEANOGRAPH, INST&APPL, NESOI	X		36,000
9015806000	SEISMOGRAPHS	NO	1	5,000
9015808040	GEOPHYSICAL INSTRUMENTS AND APPLIANCES, NESOI	X		67,093
9015808080	SURVEYING, HYDROGRAPHIC, ETC. INST & APPLN, NESOI	X		36,500
9015900000	PARTS AND ACCESSORIES FOR SURVEYING	X		55,000
9016000000	BALACES, SENSITIVITY >=5 CG, W OR W/O WGT, & PTS	X		20,000
9017204000	DIS CALCULATORS, & OTH MATH CALCULATING INSTRUMENT	X		21,445,652
9017208040	HAND-OPERATED INPUT DEVICES, DIGITIZERS	NO	6,126	1,542,235
9017308000	GAUGES FOR MEASURING LENGTH	X		47,500
9017800000	OTHER INSTRUMENTS FOR MEASURING LENGTH, NESOI	X		15,400
9017900060	PTS & ACCESS, MEAS LGTH FOR USE IN HAND, NESOI	X		513,713
9018110040	ELECTROCARDIOGRAPHS	NO	621	968,977
9018110080	PARTS AND ACCESSORIES FOR ELECTROCARDIOGRAPHS	X		210,433,684
9018194000	APPARATUS, FUNCTIONAL EXPLORATORY EXAMINATION& PTS	X		6,100
9018195500	PATIENT MONITORING SYSTEMS	X		915,877
9018197500	PRINTED CIRC ASSEMB, PARAMETER ACQUISITION MODULES	X		17,189
9018199530	BASAL METABOLISM AND BLOOD PRESSURE APPARATUS	X		2,752
9018199535	ELECTROENCEPHALOGRAPHY (EEG) & ELECTROMYOGRAPHY (EMG)	NO	37	160,027
9018199550	ELECTRO-DIAGNOSTIC APPARATUS, NESOI	X		503,391
9018199560	PTS & ACCESSORIES FOR ELECTRO-DIAGNOSTIC APPARATUS	X		1,997,618
9018200000	ULTRAVIOLET OR INFRARED RAY APPARATUS, & PTS & ACC	X		57,692
9018310080	SYRINGES, WITH OR WITHOUT THEIR NEEDLES, NESOI	NO	1,291,022	1,301,009
9018310090	PTS FOR SYRINGES, WITH OR WITHOUT THEIR NEEDLES	X		64,928,036
9018320000	TUBULAR METAL NEEDLES & NEEDLES FOR SUTURES & PARTS	X		43,803
9018390030	BOUGIES, CATHETERS, DRAINS & SONDES & PTS & ACCESS	X		86,154,778
9018390050	CANNULAE AND THE LIKE AND PART AND ACCESSORIES	X		105,103,685
9018410000	DENTAL DRILL ENGINES AND PARTS AND ACCESSORIES	X		9,058
9018490000	INST & APPLN FOR DENTAL SCIENCE, & PTS & ACC, NESOI	X		45,939
9018500000	OTHER OPHTHALMIC INSTRUMENTS & APPLIANCES & PARTS	X		5,635,549
9018901500	OPTICAL INSTRUMENTS AND APPLIANCES & PARTS, NESOI	X		450,289
9018903000	ANESTHETIC INSTRUMENTS AND APPLIANCES AND PARTS	X		56,617,803
9018905000	SPHYGMOMANOMETERS, TENSIMETERS ETC, PTS & ACCESS	X		195,230
9018906000	ELECTRO-SURGICAL INSTRUMENTS & APPLIANCES & PARTS	X		2,002,908
9018907020	DIALYSIS INSTRUMENTS AND APPARATUS	X		11,880
9018907040	ULTRASONIC THERAPEUTIC APPLIANCES AND INSTRUMENTS	X		20,105
9018907060	OTHER THERAPEUTIC APPLIANCES AND INSTRUMENTS, NESOI	X		2,533,542
9018907070	PTS & ACCESSORIES OF DIALYSIS INST & APPARATUS	X		112,123
9018907080	ELECTRO-MEDICAL INST & APPLIANCES & PARTS, NESOI	X		14,197,617
9018908000	INST & APPLIANCES FOR MEDICAL, SURGICAL, ETC, NESOI	X		738,687,974
9019102000	MECHANO-THERAPY APPLIANCES & MASSAGE APPARATUS, PTS	X		123,655
9019105000	PSYCHOLOGICAL APTITUDE-TESTING APPARATUS & PARTS	X		323,817
9019200000	OZONE, OXYGEN, ETC THERAPY, RESPIRATION APPARATUS, PT	X		950,547
9020004000	UNDERWATER BREATHING DEVICES CARRIED ON PERSON	X		4,000
9020008000	BREATHING APPLN & GAS MASK, & PARTS & ACCESS, NESOI	X		14,700
9021110000	ARTIFICIAL JOINTS AND PARTS AND ACCESSORIES	X		129,368
9021194000	BONE PLATES, SCREWS&NAILS, & OTH INTERNAL, FIX DEVICE	X		55,816,433
9021198500	ORTHOPEDIC OR FRACTURE APPLIANCES & PTS, NESOI	X		1,010,374
9021214000	ARTIFICIAL TEETH OF PLASTIC & PTS AND ACCESSORIES	X		12,900
9021300000	OTH ARTIFICIAL PTS OF THE BODY & PTS & ACCESSORIES	X		20,189,565
9021400000	HEARING AIDS, EXCLUDING PARTS AND ACCESSORIES	NO	4	9,000
9021500000	PACEMAKERS FOR STIMULATING HEART MUSCLES, EXC PTS	NO	104,979	87,817,517
9021900000	APPLIANCES WORN, CARRIED, IMPLANTED IN BODY&PT, NESOI	X		23,619,991
9022120000	COMPUTED TOMOGRAPHY APPARATUS	X		6,500
9022140000	APPTS BASE ON X-RAY, MEDICAL, SURGICAL, VETNRY, NESOI	X		7,786
9022190000	APPARATUS BASE ON X-RAY FOR OTH USE, EX MEDICAL, ETC	X		78,200
9022210000	APPTS BASE ON ALPHA, BETA, ETC RADIATION, MEDICAL, ETC	X		6,886
9022906000	PTS OF APPARATUS BASED ON THE USE OF X-RAYS	X		5,000
9022908000	PARTS, USE ALPHA, BETA/GAMMA RADIATIONS, ETC, NESOI	X		13,500
9023000000	INST, APPTS&MODELS, FOR DEMONSTRATIONAL USE& PARTS	X		8,581
9024100000	MACHINES AND APPLIANCES FOR TESTING METALS	X		25,000
9024800000	MACHINE&APPLIANCE, TEST HARDNESS, STRENGTH, ETC, NESOI	X		1,311,786
9024900000	PTS, MACHINE & APPLN, TEST HARDNESS/STRENGTH, ETC	X		2,067,133
9025112000	CLINICAL THERMOMETERS LIQUID-FILLED	NO	5,264	10,000

TABLE 4 - SHIPMENTS OF MERCHANDISE FROM PUERTO RICO TO THE UNITED STATES,  
BY COMMODITY:FISCAL YEAR 2000

COMM-CODE	COMMODITY AND UNIT OF QUANTITY		QUANTITY	VALUE-\$
9025198040	CLINICAL THERMOMETERS, NT COMBIND W OTH INST,NESOI	NO	53	2,600
9025805050	HYDROMETERS, HYGROMETERS,PSYCHYROMETERS,ETC,NESOI	NO	32	19,495
9025900000	PTS, HYDROMETERS,THEROMETERS,PYROMETERS, ETC	X		62,500
9026105000	FLOW METER FOR MEAS/CHECKING FLOW/LEVEL OF LIQUIDS	NO	7	7,900
9026107000	INST & APPRTS, MEAS/CHECK FLOW/LEVEL OF LIQ, NESOI	NO	12	18,000
9026200000	INST & APPRTS, MEASURING/CHECKING PRESSURE	NO	425,798	10,127,102
9026800000	INST MEASURE/CHECKING VARIABLE OF LIQ/GASES, NESOI	NO	17,244	328,461
9026900000	PTS, INST & APPRTS MEASURE/CHECK VARIABLES LIQ/GAS	X		862,891
9027202000	GAS CHROMATOGRAPHS	NO	8	8,448
9027209000	CHROMATOGRAPHS & ELECTROPHORESIS INST, NESOI	NO	13	76,187
9027304040	SPECTROPHOTOMETERS USING OPTICAL RAD NONELECTRICAL	NO	5	33,000
9027304080	ELEC SPECTROMETERS & SPECTROGRAPHS ETC., OPT RADTN	NO	1	7,000
9027308080	SPECTROMETERS & SPECTROGRAPH,OPT RAD,NONELEC,NESOI	NO	6	37,300
9027502000	THERMAL ANALYSIS INSTRUMENTS AND APPARATUS	NO	42	10,703
9027504050	PHOTOMETERS	NO	11	22,000
9027509000	INST,PHYSICAL/CHEM ANALYSIS OPT RADIATION,NESOI	NO	1	5,000
9027801000	NUCLEAR MAGNETIC RESONANCES INST EXC HEADING 9018	NO	43	97,200
9027803100	ELECTROCHEMICAL INSTRUMENTS AND APPARATUS,	NO	104	155,000
9027803200	CHEMICAL INSTRUMENTS AND APPARATUS, NESOI	NO	55	50,000
9027808000	INST, MEASURING/CHECKING VISCOSITY ETC, NESOI	NO	199	755,867
9027902000	MICROTOMES	NO	1	3,395
9027908950	PTS & ACCESS OF INST & APPTS FOR PHYSICAL/CHEM ETC	X		19,175
9028200000	LIQUID METERS	NO	740	108,800
9028300000	ELECTRICITY METERS	NO	12,644	522,168
9028900040	PARTS AND ACCESSORIES OF ELECTRICITY METERS	X		20,000
9028900080	PTS &ACCESSORIES,GAS,LIQUID OR PRODUCTION METERS	X		709,445
9029100000	REVOLUTION COUNTERS, PRODUCTION COUNTERS, ETC	X		31,472
9029204040	SPEEDOMETERS&TACHOMETERS USED IN CIVIL AIRCRAFT	NO	1,238	61,920
9029900000	PTS FOR REVOLUTION COUNTERS, ODOMETER, ETC	X		10,229,668
9030100000	INST FOR MEASURING/DETECTING IONIZING RADIATIONS	NO	5	40,000
9030200000	CATHODE-RAY OSCILLOSCOPES&CATHODE-RAY OSCILLOGRAPH	NO	5	32,906
9030390040	APPARATUS TO TEST VOLTAGE OR CURRENT OR RESISTANCE	X		214,569
9030390080	INST&APPTS FOR MEASURING/CHECKING POWER, NESOI	X		639,842
9030400000	OTH INST, SPECIALLY DESIGNED FOR TELECOMMUNICATION	X		1,015,953
9030820000	INST TO CHECK SEMICONDUCT WAFERS &SUCH THAT RECORD	NO	60	190,786
9030830000	INST & APP WITH RECORDING DEVICE, NESOI	X		111,575
9030890000	INST,MEASURING/CHECKING ELECTRICAL QUANTITIE,NESOI	X		344,128
9030904000	PARTS FOR ARTICLES OF SUBHEADING 9030.10	X		7,000
9030908040	PARTS & ACCESS OF ARTICLES OF SCHB SUBHDG 9030.40	X		23,095
9030908060	PTS & ACCESS OF ARTICLES OF SCHB SUBHDG 9030,NESOI	X		36,046
9031300000	PROFILE PROJECTORS	X		10,000
9031410000	OPTICAL INST FOR INSPECTING SEMICONDUCTOR WAFERS	NO	8	100,000
9031498000	OPTICAL INSTRUMENTS AND APPLIANCES NESOI	X		1,521,456
9031808060	EQUIP, TESTING ELEC CHARACTERISTICS OF ENGINES	X		236,000
9031808070	EQUIP, TESTING EXC ELEC CHARACTERISTICS OF ENGINES	X		67,000
9031808080	MEASURE/CHECK INST,APPLN&MACHINES,NESOI IN CHAP 90	X		94,000
9031900000	PTS, OF MACH NESOI IN THIS CHAP,& PROFILE PROJECTR	X		19,761
9032100000	THERMOSTATS	NO	97,392	19,022,194
9032810040	HYDRAULIC/PNEUMATIC INDUSTRIAL PROCESS CONTRL INST	NO	1	4,000
9032810080	HYDRAULIC&PNEUMATIC INST&APPTS, EXC INDUSTRIAL	NO	118	24,944
9032896020	CONTROL INST,AIR CONDITIONING,HEATING SYSTEMS ETC	X		7,331
9032896030	PROCESS CONTROL INST&APPTS FOR COMPLETE SYSTEMS	NO	1	22,800
9032896040	PROCESS CONTROL INST&APPTS FOR TEMPERATURE CONTROL	NO	24	5,244
9032896050	PROCESS CONTROL INST&APPTS,PRESSURE DRAFT CONTROL	NO	301	15,000
9032896070	PROCESS CONTROL INST&APPTS FOR HUMIDITY CONTROL	NO	1	30,000
9032896075	OTHER PROCESS CONTROL INST & APPARATUS, NESOI	X		5,424
9032896085	AUTOMATIC REGULATING/CONTROLLING INST NESOI	X		18,735
9032900000	PTS, AUTOM REGULATING/CONTROLLING INST & APPRTS	X		5,317,525
9033000000	PTS, NESOI FOR MACHINES,APPLN,INST/APPTS OF CHAP90	X		5,648,524
	CLOCKS AND WATCHES AND PARTS THEREOF.....	TOTAL	88,448	15,532,567
9101110000	WRST WATCH, ELEC OPER,PRECIOUS METAL, MECH DISPLAY	NO	32,039	5,843,514
9101120000	WRIST WATCH,ELEC OPER,PRECIOUS METAL,OPTO-ELEC DSP	NO	116	8,000
9102110000	WRST WATCH, ELEC OPER,MECHANICAL DISPLY,BASE METAL	NO	53,386	9,480,419
9102990000	OTH WATCH, BASE METAL, NT ELEC OPR,EXC WRIST WATCH	NO	777	34,000
9103900000	CLOCKS W WATCH MOVEMNT,NT ELEC OPR,EXC CLK OF 9104	NO	624	18,500
9105290000	WALL CLOCKS, NOT ELECTRICALLY OPERATED	NO	118	5,000
9105910000	OTH CLKS, ELECTRICALLY OPER, EXC ALARM & WALL CLK	NO	788	10,000

TABLE 4 - SHIPMENTS OF MERCHANDISE FROM PUERTO RICO TO THE UNITED STATES,  
BY COMMODITY:FISCAL YEAR 2000

COMM-CODE	COMMODITY AND UNIT OF QUANTITY		QUANTITY	VALUE-\$
9106100000	TIME REGISTERS; TIME-RECORDERS	NO	600	5,989
9113100000	WATCH BANDS ETC,OF PRCS METAL/METAL CLAD W PRCS MT	X		3,000
9113900000	PARTS FOR WATCH STRAPS, BANDS, AND BRACELETS,NESOI	X		124,145
	MUSICAL INSTRUMENTS; PARTS AND ACCESSORIES OF SUCH ARTICLES.....	TOTAL	4,666	116,321
9201900000	PIANOS, NESOI	NO	41	20,821
9202903000	GUITARS	NO	7	5,900
9203000000	KEYBRD, PIPE ORGANS, ETC, WITH FREE METAL REEDS	NO	2	3,500
9205901000	WOODWIND INSTRUMENTS, NESOI	NO	3	8,000
9205906000	WIND INSTRUMENTS, NESOI	NO	675	32,500
9207900080	MUSICAL INSTRUMENTS, ELECTRICALLY AMPLIFIED, NESOI	NO	60	8,600
9208900040	MUSICAL INST, NOT IN ANY OTHER HEADING OF CHAP. 92	NO	3	6,000
9208900080	MOUTH-BLOWN SOUND SIGNALLING INSTRUMENTS, NESOI	NO	3,875	31,000
	ARMS AND AMMUNITION;PARTS AND ACCESSORIES THEREOF.....	TOTAL		471,900
	ARMS AND AMMUNITION;PARTS AND ACCESSORIES THEREOF.....	TOTAL		471,900
9305905500	PTS & ACCESSORIES, OF ARTICLES, OF 9301-9304,NESOI	X		21,900
9306304050	EMPTY CARTRIDGE SHELLS, NESOI	THS	45	450,000
	MISCELLANEOUS MANUFACTURED ARTICLES.....	TOTAL		108,975,692
	FURNITURE;BEDDING,MATTRESSES,MATTRESS SUPPORTS,CUSHIONS AND SIMILAR STUFFED FURNISHINGS;LAMPS AND LIGHTING FITTINGS, NOT ELSEWHERE SPECIFIED OR INCLUDED; ILLUMINATED SIGNS, ILLUMINATED NAME-PLATES AND THE LIKE,PREFABRICATED BUILDINGS.....	TOTAL		63,291,746
9401100000	SEATS OF A KIND USED FOR AIRCRAFT	NO	90	3,577
9401308000	SWIVEL SEATS WITH VARIABLE HEIGHT ADJUSTMENT, NESO	NO	446	25,000
9401613000	UPHOLSTERED CHAIRS WITH WOODEN FRAMES	NO	70	2,780
9401616000	SEATS WITH WOODEN FRAMES, UPHOLSTERED, NESOI	NO	1,295	45,278
9401906000	PARTS OF SEATS, NESOI	X		23,000
9402100000	DENTISTS', BARBERS OR SIMILAR CHAIRS AND PARTS	X		202,925
9402900020	MEDICAL SURGICAL DENTAL/VETERINARY FURNITURE, NESOI	X		98,200
9403100040	METAL FURNITURE OF A KIND USED IN OFFICE, NESOI	X		9,689,470
9403200010	METAL FURNITURE OF A KIND USED IN HOUSEHOLD	X		30,500
9403200020	METAL FURNITURE COUNTERS, LOCKERS ETC, EXC OFFICE	X		3,165,480
9403200030	METAL FURNITURE AND PARTS, NESOI	X		189,557
9403300000	WOODEN FURNITURE OF A KIND USED IN OFFICES	X		20,000
9403409060	WOODEN CABINET, FOR USE IN THE KITCHEN	X		17,628
9403409500	WOODEN FURNITURE USED IN KITCHEN, EXC CABINET	X		19,000
9403500000	WOODEN FURNITURE OF A KIND USED IN THE BEDROOM	X		12,870
9403600000	WOODEN FURNITURE, NESOI	X		2,151,814
9403800000	FURNITURE OF CANE, BAMBOO OR SIMLR MATERIAL, NESOI	X		47,549
9403907000	FURNITURE PARTS OF WOOD	X		50,000
9403909000	PARTS OF FURNITURE NESOI	X		11,637
9404210000	MATTRESS OF CELLULAR RUBBER OR PLASTICS	NO	20	6,440
9404904000	PILLOWS, CUSHIONS, AND SIMILAR FURNISHING	X		96,000
9404907000	MATTRESS SUPPORTS COTTON NOT HAVING EMBROIDERY ETC	X		103,261
9405101000	CHANDELIERS & OTH ELEC CEILING/WALL LGHT,HOUSEHOLD	NO	11	10,000
9405103000	CHANDELIERS, ELEC CEILING/WALL LGHT, EXC HOUSEHOLD	NO	908,642	44,388,765
9405201000	ELEC TABLE, DESK, BEDSIDE/FLOOR LAMP FOR HOUSEHOLD	NO	2,238	295,148
9405203000	ELEC TABLE, DESK, BEDSIDE/FLOOR LAMP EXC HOUSEHOLD	NO	565	208,974
9405400000	ELECTRIC LAMPS AND LIGHTING FITTINGS, NESOI	NO	24,467,687	853,266
9405500000	NON-ELECTRICAL LAMPS AND LIGHTING FITTINGS	NO	1,413,850	281,605
9405910000	PARTS OF GLASS FOR LAMPS AND LIGHTING FITTINGS	X		51,240
9405920000	LAMPS PARTS OF PLASTICS	X		64,629
9405990000	PARTS FOR LAMPS AND LIGHTING FITTINGS, NESOI	X		1,105,553
9406004000	PREFABRICATED BUILDINGS OF WOOD	NO	18	13,500
9406008025	PREFABRICATED BUILDINGS OF METAL	NO	5	7,100

TABLE 4 - SHIPMENTS OF MERCHANDISE FROM PUERTO RICO TO THE UNITED STATES,  
BY COMMODITY:FISCAL YEAR 2000

COMM-CODE	COMMODITY AND UNIT OF QUANTITY		QUANTITY	VALUE-\$
	TOYS,GAMES AND SPORTS EQUIPMENT; PARTS AND ACCESSORIES THEREOF.....	TOTAL		5,337,014
9502100000	DOLLS, WHETHER OR NOT DRESSED	NO	63,519	635,164
9503300000	CONSTRUCTION SETS & CONSTRUCTIONAL TOY & PTS,NESOI	X		244,478
9503490025	TOYS, ANIMALS OR NON HUMAN CREATURES, NOT STUFFED	NO	2,507	22,415
9503490050	PARTS OF TOYS REPRESENTING ANIMALS/NON-HUMAN,NESOI	X		48,603
9503700000	TOYS, PUT UP IN SETS OR OUTFITS & PTS & ACC, NESOI	NO	4,025	12,572
9503800025	TOYS AND MODELS INCORP AN ELECTRIC MOTOR, NESOI	NO	146	284,000
9503800050	PARTS FOR TOYS AND MODELS INCORPORATING A MOTOR	X		34,500
9503900010	TOY KITES	NO	83	126,000
9503900020	INFLATABLE TOY BALLS, BALLOONS AND PUNCHBALLS	NO	174,978	289,520
9503900045	TOYS AND MODELS, NESOI	NO	219,565	2,449,420
9503900070	PARTS & ACCESSORIES FOR TOYS, REDUCED SIZED, NESOI	X		303,541
9504100010	VIDEO GAMES OF A KIND USED WITH A T.V. RECEIVER	X		17,048
9504100030	PTS & ACC FOR VIDEO GAMES USE WITH T.V. RCCEIVER	X		109,298
9504300010	VIDEO GAMES, COIN-OR TOKEN-OPERATED	X		58,275
9504300050	GAMES, COIN-OR TOKEN-OPERATED, NESOI	X		78,070
9504906000	CHESS,CHECKER,PARCHEESI,DART & OTH GAM PLYD ON BRD	X		31,000
9505102000	CHRISTMAS TREE ORNAMENTS; OTHER THAN GLASS	X		18,357
9505104020	PLASTIC ARTICL FOR CHRISTMAS FESTIVITIES & PTS,NES	X		2,732
9505906000	FESTIVE, OR OTHER ENTERTAINMENT ARTICLES, NESOI	X		12,482
9506210000	SAILBOARDS AND PARTS AND ACCESSORIES THEREOF	X		12,017
9506290040	SURF BOARD & OTH WATER-SPORT EQUIP, PTS ETC, NESOI	X		230,929
9506310000	GOLF CLUBS, COMPLETE	NO	89	7,000
9506910000	GYMANASIU, OR OTH EXERCISE ARTICLES & EQUIP& PTS	X		27,941
9506991500	BASEBALL ARTICLES & EQUIP, EXC BALLS & PTS ETC.	X		3,450
9506993000	LAWN-TENNIS ARTICLES& EQUIP EXC BALLS&RACKETS&PT	X		3,000
9506994700	SNOWSHOES, SLEDS, BOBSLEDS, TOBOGGANS, ETC & PTS	X		67,846
9506997000	ARTICLES & EQUIP FOR GYMNASTICS, NESOI	X		10,000
9507200000	FISH-HOOKS, WHETHER OR NOT SNELLED	X		4,000
9507900000	LINE-FISHING TACKLE & HUNT/SHOOTING EQUIP & PTS,NE	X		53,356
9508000000	MERRY-GO-ROUNDS, OTH FAIRGROUND AMUSEMENTS, PARTS	X		140,000
	MISCELLANEOUS MANUFACTURED ARTICLES.....	TOTAL		40,346,932
9602001040	UNFILLED GELATIN CAPSULES	THS	7,965	36,168
9602006000	WORKED VEG/MIN CARVING MAT,MOLDED/CARVED ART,NESOI	X		3,396
9603100000	BROOMS & BRUSHES, OF TWIGS/OTH VEG MAT BOUND	DOZ	80	13,392
9603210000	TOOTH BRUSHES	NO	33,160,215	20,368,215
9603290000	SHAVING BRUSHES, HAIRBRUSHES, ETC FOR PERSON	NO	19,359	31,616
9608100000	BALL POINT PENS	GRS	12,686	201,471
9608910000	PEN NIBS AND NIB POINTS	GRS	53	3,900
9612101000	RIBBONS <30MM IN PLST/MTL CRTRDGES FOR TYPEWRITERS	DOZ	172,481	5,672,686
9612109000	TYPEWRITER OR SIMILAR RIBBONS, NESOI	DOZ	390,115	12,830,140
9614904000	SMOKING PIPE, CIGAR/CIGARETTE HLDRS OF METAL,NESOI	X		1,093,248
9615902000	NONTHERMIC,NONORNAMENTAL DEVICES FOR CURLING HAIR	X		10,200
9616200000	POWDER PUFFS & PADS TO APPLY COSMETICS,TOILET PREP	KG	20,412	82,500
	WORK OF ART,COLLECTORS PIECES AND ANTIQUES.....	TOTAL		159,809
	WORK OF ART,COLLECTORS PIECES AND ANTIQUES.....	TOTAL		159,809
9701100000	PAINTINGS, DRAWING AND PASTELS EXC OF HEADING 4906	X		66,000
9701900000	PAINTINGS, DRAWING AND PASTELS, NESOI	X		22,109
9702000000	ORIGINAL ENGRAVINGS, PRINTS & LITHOGRAPHS	X		6,000
9703000000	ORIGINAL SCULPTURES AND STATUARY, IN ANY MATERIAL	X		30,000
9705000030	GOLD NUMISMATIC (COLLECTORS') COINS	GM	1,742	28,000
9706000000	ANTIQUES OF AN AGE EXCEEDING ONE HUNDRED YEARS	X		7,700
	SPECIAL CLASSIFICATION PROVISIONS.....	TOTAL		223,127,079
	SPECIAL CLASSIFICATION PROVISIONS.....	TOTAL		223,127,079
9801100000	VALUE OF REPAIR/ALTER ARTICLES PREVIOUS IMPORTED	X		7,556,566
9802100000	COMMINGLED FOOD PRODUCTS, DONATED, RELIEF/CHARITY	X		4,000
9802200000	MEDICINAL & PHARMACEUTICAL PRODUCTS, DONATED	X		27,117,056

TABLE 4 - SHIPMENTS OF MERCHANDISE FROM PUERTO RICO TO THE UNITED STATES,  
BY COMMODITY:FISCAL YEAR 2000

COMM-CODE	COMMODITY AND UNIT OF QUANTITY		QUANTITY	VALUE-\$
9802300000	ALL WEARING APPAREL, DONATED FOR RELIEF/CHARITY	X		2,476,449
9803100000	MILITARY WEARING APPAREL OF ALL TYPES & MATERIALS	X		239,975
9803200000	MILITARY EQUIPMENTS NOT IDENTIFIED BY KIND	X		206,475
9809005000	SHIPMENTS UNDER \$20,001, NOT IDENTIFIED BY KIND	X		1,257,474
9880004000	LOW VALUE ESTIMATE, EXCLUDING CANADA	X		184,269,084

TABLE 5 - EXPORTS OF MERCHANDISE FROM PUERTO RICO TO FOREIGN COUNTRIES,  
BY COMMODITY AND COUNTRY OF DESTINATION: FISCAL YEAR 2000

COMM-CODE	COMMODITY AND UNIT OF QUANTITY	QUANTITY	VALUE-\$
	TOTAL		4,638,473,017
	LIVE ANIMALS;ANIMAL PRODUCTS..... TOTAL		4,767,102
	LIVE ANIMALS..... TOTAL	3	30,000
0101110000	HORSES, LIVE, PUREBRED BREEDING GUADELOUPE.....	NO 3	30,000 30,000
	MEAT AND EDIBLE MEAT OFFAL..... TOTAL	1,988,725	2,357,634
0201206000	MEAT BOVINE ANMLS CUTS W/BONE EX PROCSSD FRSH/CHLD SAUDI ARABIA.....	KG 2,523	28,362 28,362
0202203550	MEAT BOVINE ANMLS NESOI CUTS W/BONE PROCSSD FROZEN DOMINICAN REPUBLIC.....	KG 46,177	69,837 69,837
0202306000	MEAT BOVINE ANIMALS BONELESS EXCEPT PROCESSED FRZN DOMINICAN REPUBLIC.....	KG 629,850	877,276 877,276
0203192000	MEAT OF SWINE, NESOI, PROCESSED, FRESH OR CHILLED DOMINICAN REPUBLIC.....	KG 26,139	53,744 53,744
0203210000	CARCASSES AND HALF-CARCASSES OF SWINE, FROZEN DOMINICAN REPUBLIC.....	KG 65,268	70,001 70,001
0203292000	MEAT OF SWINE, NESOI, PROCESSED, FROZEN DOMINICAN REPUBLIC.....	KG 87,276	159,399 159,399
0203294000	MEAT OF SWINE, NESOI, EXCEPT PROCESSED, FROZEN DOMINICAN REPUBLIC.....	KG 75,248	103,545 88,078
	NETHERLAND ANTIL. EXC ARUBA.....		4,697 15,467
0206100000	OFFAL OF BOVINE ANIMALS, EDIBLE, FRESH OR CHILLED DOMINICAN REPUBLIC.....	KG 23,581	23,479 23,479
0206210000	TONGUES OF BOVINE ANIMALS, EDIBLE, FROZEN DOMINICAN REPUBLIC.....	KG 24,522	11,934 11,934
0206220000	LIVERS OF BOVINE ANIMALS, EDIBLE, FROZEN DOMINICAN REPUBLIC.....	KG 72,584	55,566 55,566
0207130000	CHICKEN CUTS & EDIBLE OFFAL (INCL LIVER) FRSH/CHLD DOMINICAN REPUBLIC.....	KG 23,587	13,000 13,000
0207140090	CHKN CUTS/EDBL OFFL(INC LVRS), FRZN, OTHER BRITISH VIRGIN ISLANDS.....	KG 133,084	86,784 27,512
	DOMINICAN REPUBLIC.....		109,689 52,142
	NETHERLAND ANTIL. EXC ARUBA.....		275 7,130
0207240000	TURKEYS, NOT CUT IN PIECES, FRESH OR CHILLED DOMINICAN REPUBLIC.....	KG 23,587	14,560 14,560
0207250000	TURKEYS, NOT CUT IN PIECES, FROZEN DOMINICAN REPUBLIC.....	KG 484,096	432,964 432,964
0207270025	TRKY CUTS/EDBL OFFL(INCL LVRS) FRZN, LEG WO/BONE DOMINICAN REPUBLIC.....	KG 23,587	33,257 33,257
0207270090	TRKY CUTS/EDBL OFFL(INCL LVRS) FRZN, OTHER DOMINICAN REPUBLIC.....	KG 162,122	158,117 158,117
0208900000	MEAT & EDIBLE MEAT OFFAL NESOI, FRESH, CHLD, FROZN DOMINICAN REPUBLIC.....	KG 24,249	40,500 40,500
0210110000	HAMS, SHOULDERS & CUTS, BONE IN, SALTED, DRD, SMKD DOMINICAN REPUBLIC.....	KG 21,908	48,842 48,842
0210200000	MEAT, BOVINE ANIMALS, SALTED, IN BRINE, DRD, SMOKD DOMINICAN REPUBLIC.....	KG 24,115	43,118 43,118
0210900000	MEAT & OFFAL, SALTED, DRD, SMKD, INCL FLOUR & MEAL DOMINICAN REPUBLIC.....	KG 15,222	33,349 33,349
	FISH AND CRUSTACEANS, MOLLUSCS AND OTHER AQUATIC INVERTEBRATES..... TOTAL		467,290 1,878,400
0302310000	ALBACORE/LONGFINNED TUNAS EX FILLET LVR ROE, FR/CH JAMAICA.....	KG 56,922	126,651 43,011
	PANAMA.....		17,209 40,000
	TRINIDAD @ TOBAGO.....		19,856 43,640
0302390040	TUNAS NESOI EXCEPT FILLETS, LIVERS, ROES, FR, CHLD DOMINICAN REPUBLIC.....	KG 14,280	26,445 26,445
0302610000	SARDINES EXCEPT FILLET, LIVER, ROE, FRESH, CHILLED ARUBA.....	KG 7,735	9,729 4,000
	SPAIN.....		5,844 5,729
0302697000	FISH NESOI FRESH/CHILLD EXCEPT FILLETS/LIVERS/ROES BRITISH VIRGIN ISLANDS.....	KG 261	2,841 2,841
0303310015	ATLANTIC & PACIFIC HALIBUT FROZN EX FILLET/LVR/ROE	KG	6,822 24,063



TABLE 5 - EXPORTS OF MERCHANDISE FROM PUERTO RICO TO FOREIGN COUNTRIES,  
BY COMMODITY AND COUNTRY OF DESTINATION: FISCAL YEAR 2000

COMM-CODE	COMMODITY AND UNIT OF QUANTITY	QUANTITY	VALUE-\$
	DOMINICAN REPUBLIC.....	6,822	24,063
0303410000	ALBACORE/LONGFINNED TUNAS EX FILLET/LVR/ROE FROZEN KG	52,590	568,100
	ECUADOR.....	52,590	568,100
0303420000	YELLOWFIN TUNA EXCEPT FILLETS, LIVER & ROES FROZEN KG	6,534	11,786
	INDONESIA.....	6,534	11,786
0303490040	TUNAS NESOI, EXCEPT FILLETS, LIVERS, ROES, FROZEN KG	15,875	29,400
	DOMINICAN REPUBLIC.....	15,875	29,400
0303796090	FROZEN FISH EXCL FILLETS, LIVERS, ROES, NESOI KG	42,073	60,000
	DOMINICAN REPUBLIC.....	42,073	60,000
0304105000	FISH FILLETS ETC EXCEPT STEAKS, NESOI, FRESH, CHLD KG	3,220	7,171
	DOMINICAN REPUBLIC.....	3,220	7,171
0305100000	FISH MEAL FIT FOR HUMAN CONSUMPTION KG	15,480	4,162
	GRENADA.....	15,480	4,162
0305300000	FISH FILLETS, DRIED, SALTED OR IN BRINE, NT SMOKED KG	78,897	317,799
	DOMINICAN REPUBLIC.....	4,028	25,577
	NORWAY.....	74,869	292,222
0305594000	DRIED FISH, WHTHR OR NOT SALTED, NOT SMOKED, NESOI KG	103,750	402,299
	NORWAY.....	103,750	402,299
0305690000	FISH NESOI,SALTED NOT DRIED OR SMOKED; IN BRINE KG	8,894	20,196
	DOMINICAN REPUBLIC.....	8,894	20,196
0306130003	SHRIMP/PRAWN SHELL-ON COUNT SIZE < 33 PER KG FROZN KG	13,506	143,232
	DOMINICAN REPUBLIC.....	13,506	143,232
0306130027	SHRIMP/PRAWN SHELL-ON COUNT SIZE > 154 PER KG FRZN KG	4,536	12,300
	DOMINICAN REPUBLIC.....	4,536	12,300
0307490060	CUTTLE FISH, FROZEN, DRIED, SALTED OR IN BRINE KG	12,795	56,760
	DOMINICAN REPUBLIC.....	12,795	56,760
0307590000	OCTOPUS, FROZEN, DRIED, SALTED OR IN BRINE KG	9,736	28,857
	PHILIPPINES.....	9,736	28,857
0307990080	MOLLUSC/AQUATIC INVRTEBRTE NESOI FZ/DRD/SALT/BRINE KG	13,384	26,609
	DOMINICAN REPUBLIC.....	13,384	26,609
	DAIRY PRODUCE;BIRDS EGGS;NATURAL HONEY EDIBLE PRODUCTS OF ANIMAL ORIGIN, NOT ELSEWHERE SPECIFIED OR INCLUDED..... TOTAL		501,068
0402100000	MLK & CRM CNTD W/N SWT POWDR GRAN/SLDS NOV1.5% FAT KG	91,115	140,469
	DOMINICAN REPUBLIC.....	91,115	140,469
0402210000	MLK/CREAM CNCTRD NT SWTN PWD/OTH SOLIDS OV 1.5% FA KG	16,140	30,976
	DOMINICAN REPUBLIC.....	16,140	30,976
0402990000	MILK/CREAM, WHTHR/NOT CONCENTRATED, SWEETND, NESOI KG	180,000	90,000
	VENEZUELA.....	180,000	90,000
0403100000	YOGURT, W/N SWEETENED, FLAVORED OR CNTG FRUIT/COCO KG	18,130	55,022
	DOMINICAN REPUBLIC.....	18,130	55,022
0404100850	MODIFIED WHEY, NESOI KG	235	3,916
	IRELAND.....	235	3,916
0404104000	WHEY, WHETHER OR NT CONCENTRATD OR SWEETEND, DRIED KG	18,371	12,400
	DOMINICAN REPUBLIC.....	18,371	12,400
0406100000	FRESH CHEESE (INC WHEY CHEESE) NT FRMNTD, AND CURD KG	14,548	83,776
	DOMINICAN REPUBLIC.....	14,548	83,776
0406200000	CHEESE OF ALL KINDS, GRATED OR POWDERED KG	19,051	40,194
	DOMINICAN REPUBLIC.....	19,051	40,194
0407000020	BIRDS' EGGS, IN SHELL, FOR HATCHING DOZ	21,480	32,559
	TRINIDAD @ TOBAGO.....	21,480	32,559
0409000025	HONEY, NATURAL, PACKAGED FOR RETAIL SALE KG	2,285	11,756
	ARUBA.....	2,285	11,756
	VEGETABLES PRODUCTS..... TOTAL		29,945,898
	LIVE TREES AND OTHER PLANTS; BULBS, ROOTS AND THE LIKE; CUT FLOWERS AND ORNAMENTAL FOLIAGE..... TOTAL		138,710
0602100000	UNROOTED CUTTINGS AND SLIPS OF PLANTS, NESOI NO	12,629	62,129
	BRITISH VIRGIN ISLANDS.....	1,313	9,183
	NETHERLAND ANTIL. EXC ARUBA.....	11,316	52,946
0602909090	PLANTS, LIVE, WITHOUT SOIL ATTACHED TO ROOTS NESOI NO	25,262	71,667
	ANGUILLA.....	24,000	56,525
	NETHERLAND ANTIL. EXC ARUBA.....	1,262	15,142
0604910000	FOLIAGE, BRANCHES ETC, FRESH X		4,914
	GERMANY.....		4,914

TABLE 5 - EXPORTS OF MERCHANDISE FROM PUERTO RICO TO FOREIGN COUNTRIES,  
BY COMMODITY AND COUNTRY OF DESTINATION: FISCAL YEAR 2000

COMM-CODE	COMMODITY AND UNIT OF QUANTITY	QUANTITY	VALUE-\$
	EDIBLE VEGETABLES AND CERTAIN ROOTS AND TUBERS..... TOTAL	9,428,790	13,875,369
0702000050	TOMATOES, FRESH OR CHILLED, NESOI KG	5,331,613	9,331,717
	BELGIUM.....	2,794,770	6,790,079
	FRANCE.....	453,526	420,672
	GERMANY.....	194,949	181,008
	NETHERLANDS.....	782,582	808,080
	SPAIN.....	202,441	223,362
	UNITED KINGDOM OF GT BRITAIN.....	903,345	908,516
0704902000	CABBAGE, FRESH OR CHILLED KG	35,788	12,000
	COSTA RICA.....	35,788	12,000
0709905000	VEGETABLES, NESOI, FRESH OR CHILLED KG	55,788	29,224
	BAHAMAS.....	5,897	5,189
	DOMINICAN REPUBLIC.....	49,891	24,035
0710800050	VEGETABLES, NESOI RAW/COOKED BY BOILING, FROZEN KG	2,056,817	2,439,186
	GUADELOUPE.....	285,369	245,832
	NETHERLAND ANTIL. EXC ARUBA.....	1,771,448	2,193,354
0710900000	VEGETABLES MIXTURES, RAW/COOKED BY BOILING, FROZEN KG	13,279	15,000
	NETHERLAND ANTIL. EXC ARUBA.....	13,279	15,000
0712909000	VEGETABLES NESOI & MIXTURES OF VEGETABLES DRIED ET KG	1,303,751	1,421,628
	GUADELOUPE.....	20,967	22,635
	NETHERLAND ANTIL. EXC ARUBA.....	1,282,784	1,398,993
0713102000	SPLIT PEAS (EX SEED) DRIED, SHELLLED W/N SKIN/SPLIT KG	19,710	23,350
	DOMINICAN REPUBLIC.....	19,710	23,350
0713335020	DARK RED KIDNEY BEANS, (EX SEED), DRIED, SHELLLED KG	84,698	65,000
	DOMINICAN REPUBLIC.....	84,698	65,000
0713395040	LIMA BEANS, NESOI, EXCEPT SEED, DRIED, SHELLLED KG	8,820	8,831
	DOMINICAN REPUBLIC.....	8,820	8,831
0714201000	SWEET POTATOES, FROZEN WHETHER/NT IN FORM OF PELLT KG	476,207	504,760
	DOMINICAN REPUBLIC.....	476,207	504,760
0714202000	SWEET POTATOES, FRESH OR DRIED, WHETHER/NT PELLETS KG	33,495	19,473
	DOMINICAN REPUBLIC.....	33,495	19,473
0714905550	ROOTS & TUBERS NESO, FRESH OR DRIED; SAGO PITCH KG	8,824	5,200
	DOMINICAN REPUBLIC.....	8,824	5,200
	EDIBLE FRUITS AND NUTS; PEEL OF CITRUS FRUITS OR MELONS..... TOTAL	10,783,113	12,426,869
0801190000	COCONUTS, OTHER THAN DESSICATED KG	45,245	51,541
	ARUBA.....	4,576	9,770
	DOMINICAN REPUBLIC.....	33,181	23,474
	NETHERLAND ANTIL. EXC ARUBA.....	7,488	18,297
0804300000	PINEAPPLES, FRESH OR DRIED KG	14,534	14,884
	CANADA.....	2,948	2,956
	TRINIDAD @ TOBAGO.....	11,586	11,928
0804400000	AVOCADOS, FRESH OR DRIED KG	20,900	10,758
	DOMINICAN REPUBLIC.....	20,900	10,758
0804500000	GUAVAS, MANGOES AND MANGOSTEENS, FRESH OR DRIED KG	9,228,091	10,890,300
	BELGIUM.....	8,787,722	10,344,740
	CANADA.....	37,019	30,055
	NETHERLANDS.....	251,679	269,195
	SPAIN.....	20,160	20,220
	UNITED KINGDOM OF GT BRITAIN.....	131,511	226,090
0805100020	ORANGES, TEMPLE, FRESH OR DRIED KG	38,208	111,927
	HONG KONG.....	38,208	111,927
0805100040	ORANGES, NESOI, FRESH OR DRIED KG	33,489	45,600
	HONG KONG.....	17,000	15,079
	JAMAICA.....	16,489	30,521
0805302000	LEMONS (CITRUS LIMON, CITRUS LIMONUM) FRESH/DRIED KG	36,289	47,751
	HONG KONG.....	18,000	15,768
	JAPAN.....	18,289	31,983
0808100000	APPLES, FRESH KG	91,720	51,766
	DOMINICAN REPUBLIC.....	91,720	51,766
0810100000	STRAWBERRIES, FRESH KG	624	5,741
	FRANCE.....	624	5,741
0810905000	FRUITS, FRESH, NESOI KG	23,134	33,092
	BAHAMAS.....	5,897	3,715
	TRINIDAD @ TOBAGO.....	17,237	29,377

TABLE 5 - EXPORTS OF MERCHANDISE FROM PUERTO RICO TO FOREIGN COUNTRIES,  
BY COMMODITY AND COUNTRY OF DESTINATION: FISCAL YEAR 2000

COMM-CODE	COMMODITY AND UNIT OF QUANTITY	QUANTITY	VALUE-\$
0811200000	RASPBERRIES/BLCKBERRIES/ETC UNCOOKD/COOKD WATER FZ KG	6,159	13,200
	NETHERLAND ANTIL. EXC ARUBA.....	6,159	13,200
0811909000	FRUIT & NUTS UNCOOKED/COOKED BY WATER W/N SW NESOI KG	12,494	13,765
	JAMAICA.....	12,494	13,765
0812900000	FRUIT & NUTS PROVISIONALLY PRESERVED INEDIBLE NESOI KG	162,768	144,920
	NETHERLANDS.....	162,768	144,920
0813408500	FRUIT, DRIED, NESOI, EX THAT OF HEADING 0801-0806 KG	32,750	81,456
	DOMINICAN REPUBLIC.....	32,750	81,456
0813500020	MIXTURES CONTAINING ONLY DRIED FRUITS OF CHAPTER 8 KG	83,341	72,273
	BELGIUM.....	7,484	32,028
	HONG KONG.....	75,857	40,245
0814000000	PEEL, CITRUS OR MELON, FRSH/FRZN/DRIED/PROVSL PRES KG	953,367	837,895
	ITALY.....	33,661	34,816
	NETHERLANDS.....	905,306	785,579
	SWITZERLAND.....	14,400	17,500
	COFFEE, TEA, MATE AND SPICES..... TOTAL	121,661	680,096
0901110000	COFFEE, NOT ROASTED, NOT DECAFFEINATED KG	78,699	457,000
	ITALY.....	74,663	412,500
	SPAIN.....	1,587	17,500
	UNITED KINGDOM OF GT BRITAIN.....	2,449	27,000
0901120000	COFFEE, NOT ROASTED, DECAFFEINATED KG	24,970	137,500
	ITALY.....	24,970	137,500
0901210000	COFFEE, ROASTED, NOT DECAFFEINATED KG	296	2,861
	DOMINICAN REPUBLIC.....	296	2,861
0904120000	PEPPER OF THE GENUS PIPER, CRUSHED OR GROUND KG	9,741	77,363
	DOMINICAN REPUBLIC.....	9,741	77,363
0909200000	SEEDS OF CORIANDER KG	7,955	5,372
	DOMINICAN REPUBLIC.....	7,955	5,372
	CEREALS..... TOTAL	15,133	4,843
1006301020	RICE, SEMI OR WHOLLY MILLED, PARBOILED, LONG GRAIN KG	15,133	4,843
	HAITI.....	15,133	4,843
	PRODUCTS OF THE MILLING INDUSTRY; MALT; STARCHES; INULIN; WHEAT GLUTEN..... TOTAL	4,301,983	1,809,699
1101000000	WHEAT OR MESLIN FLOUR KG	2,569,189	1,065,661
	ANGUILLA.....	6,707	2,704
	ARUBA.....	1,951,109	808,031
	BRITISH VIRGIN ISLANDS.....	115,560	49,007
	DOMINICAN REPUBLIC.....	3,155	5,320
	GUADELOUPE.....	61,807	29,392
	NETHERLAND ANTIL. EXC ARUBA.....	430,851	171,207
1102200000	CORN (MAIZE) FLOUR KG	1,136,565	364,104
	NETHERLAND ANTIL. EXC ARUBA.....	5,200	2,635
	TRINIDAD @ TOBAGO.....	1,131,365	361,469
1104190000	GRAINS ROLLD/FLAKD OF CEREAL EX RICE OF 1006,NESOI KG	243,331	84,364
	JAPAN.....	243,331	84,364
1108190000	STARCHES, NESOI KG	352,898	295,570
	DOMINICAN REPUBLIC.....	23,757	19,836
	GERMANY.....	329,141	275,734
	OIL SEEDS AND OLEAGINOUS FRUITS; MISCELLANEOUS GRAINS, SEEDS AND FRUITS; INDUSTRIAL OR MEDICINAL PLANTS; STRAW AND FODDER..... TOTAL		267,753
1212100000	LOCUST BEANS/SEEDS FRSH/DRD FRZN CHLLD W/NT GRND KG	9,230	155,000
	DOMINICAN REPUBLIC.....	9,230	155,000
1214900040	RUTABAGAS LUPINES VETCHES & SIMLR FORAGE PRD NESOI T	485	112,753
	JAPAN.....	485	112,753
	LAC; GUMS, RESINS AND OTHER VEGETABLE SAPS AND EXTRACT..... TOTAL	17,416	742,559
1301100000	LAC/SHELLAC/STICK LAC/SEED LAC/BUTTON LAC/OTHR LAC KG	6,258	20,798
	ECUADOR.....	1,465	3,998

TABLE 5 - EXPORTS OF MERCHANDISE FROM PUERTO RICO TO FOREIGN COUNTRIES,  
BY COMMODITY AND COUNTRY OF DESTINATION: FISCAL YEAR 2000

COMM-CODE	COMMODITY AND UNIT OF QUANTITY	QUANTITY	VALUE-\$
	PANAMA.....	4,793	16,800
1301200000	GUM ARABIC..... KG	566	4,375
	PANAMA.....	566	4,375
1301900000	NATURAL GUMS, GUM RESINS, RESINS AND BALSAMS NESOI..... KG	8,482	18,984
	BARBADOS.....	419	4,150
	DOMINICAN REPUBLIC.....	8,063	14,834
1302190000	VEGETABLE SAPS AND EXTRACTS, NESOI..... KG	2,071	658,821
	BARBADOS.....	1,890	638,111
	BRITISH VIRGIN ISLANDS.....	74	3,800
	ISRAEL.....	106	8,311
	UNITED KINGDOM OF GT BRITAIN.....	1	8,599
1302390000	MUCILAGE & THICKNER W/N MODIFIED, FRM VEG PRD NESOI..... KG	39	39,581
	GERMANY.....	39	39,581
	ANIMAL OR VEGETABLE FATS AND OILS AND THEIR CLEAVAGE PRODUCTS; PREPARED EDIBLE FATS; ANIMAL OR VEGETABLE WAXES..... TOTAL	4,307,925	2,720,713
	ANIMAL OR VEGETABLE FATS AND OILS AND THEIR CLEAVAGE PRODUCTS; PREPARED EDIBLE FATS; ANIMAL OR VEGETABLE WAXES..... TOTAL	4,307,925	2,720,713
1501000080	OTHER PIG FAT AND POULTRY FAT, RENDERED, NESOI..... KG	437,554	150,317
	DOMINICAN REPUBLIC.....	437,554	150,317
1509102000	OLIVE OIL, VIRGIN, N/CHEM MODIFD, IN CONT <18 KG..... KG	17,316	27,187
	DOMINICAN REPUBLIC.....	17,316	27,187
1509104000	OLIVE OIL, VIRGIN, N/CHEM MODIFD, IN CONT 18KG/OVER..... KG	5,222	27,195
	ARUBA.....	3,824	20,959
	BARBADOS.....	632	3,464
	NETHERLAND ANTIL. EXC ARUBA.....	766	2,772
1509902000	OLIVE OIL, REFINED, N/CHEM MODIFD, IN CONT <18 KG..... KG	1,180	5,410
	ARUBA.....	1,180	5,410
1509904000	OLIVE OIL, REFINED, N/CHEM MODIFD, IN CONT 18KG/OVER..... KG	25,356	29,377
	DOMINICAN REPUBLIC.....	25,356	29,377
1515210000	CORN (MAIZE) OIL, CRUDE, NOT CHEMICALLY MODIFIED..... KG	5,479	3,013
	DOMINICAN REPUBLIC.....	5,479	3,013
1515290020	CORN (MAIZE) OIL, ONCE-REFINED, NT CHEM MODIFIED..... KG	205,852	233,169
	DOMINICAN REPUBLIC.....	202,623	227,844
	NETHERLAND ANTIL. EXC ARUBA.....	3,229	5,325
1515290040	CORN (MAIZE) OIL, FULLY REFINED, NT CHEM MODIFIED..... KG	114,920	137,312
	NETHERLAND ANTIL. EXC ARUBA.....	24,157	28,360
	PANAMA.....	90,763	108,952
1516200000	VEGETABLE FATS & OILS/FRACTIONS HYDROGENATED ETC..... KG	94,440	128,185
	DOMINICAN REPUBLIC.....	73,373	85,664
	NETHERLAND ANTIL. EXC ARUBA.....	21,067	42,521
1517100000	MARGARINE, EXCLUDING LIQUID MARGARINE..... KG	3,234,256	1,707,848
	DOMINICAN REPUBLIC.....	3,234,256	1,707,848
1517904085	EDIBLE ANIMAL/VEGETBLE FATS & OILS NESOI (EX 1516)..... KG	66,703	135,252
	ARUBA.....	20,846	78,000
	DOMINICAN REPUBLIC.....	45,857	57,252
1518000000	ANML/VEG FATS & OILS CHEM MODIFIED; INEDBL MXT ETC..... KG	99,647	136,448
	DOMINICAN REPUBLIC.....	99,647	136,448
	PREPARED FOODSTUFFS; BEVERAGES, SPIRITS AND VINEGAR; TOBACCO AND MANUFACTURED TOBACCO SUBSTITUTES..... TOTAL		313,851,257
	PREPARATIONS OF MEAT, OF FISH, OR OF CRUSTACEANS, MOLLUSCS OR OTHER AQUATIC INVERTEBRATES..... TOTAL	1,557,032	5,723,998
1601000010	SAUSAGES & SIMILAR PRDTS, OF POULTY, OF CHICKEN..... KG	5,807	15,145
	DOMINICAN REPUBLIC.....	4,872	12,300
	NETHERLAND ANTIL. EXC ARUBA.....	935	2,845
1601000090	SAUSAGES & SIMILAR PRDTS, OTHER THAN POULTRY, OTHR..... KG	9,652	40,261
	ANGUILLA.....	2,174	8,753
	DOMINICAN REPUBLIC.....	4,718	9,742
	MONTSERRAT.....	861	7,824

TABLE 5 - EXPORTS OF MERCHANDISE FROM PUERTO RICO TO FOREIGN COUNTRIES,  
BY COMMODITY AND COUNTRY OF DESTINATION: FISCAL YEAR 2000

COMM-CODE	COMMODITY AND UNIT OF QUANTITY	QUANTITY	VALUE-\$
	SPAIN.....	1,899	13,942
1602100000	HOMOGENIZED PREPS OF MEAT, MEAT OFFAL OR BLOOD KG	14,104	26,445
	DOMINICAN REPUBLIC.....	14,104	26,445
1602320090	OTHER PREPARED/PRESERVED CHICKEN MEAT, OTHER KG	18,561	38,256
	DOMINICAN REPUBLIC.....	18,561	38,256
1602390045	MEAT/OFFAL (EX LVR) POULTRY OF 0105 NESOI PRP/PRS KG	46,231	53,220
	DOMINICAN REPUBLIC.....	46,231	53,220
1602494000	SWINE MEAT NESOI, NO CEREAL OR VEGS, PREP OR PRES KG	8,981	35,739
	DENMARK.....	8,981	35,739
1602497000	SWINE MEAT PREP OR PRES INCL MXTRS, NESOI KG	8,823	18,000
	PANAMA.....	8,823	18,000
1602509020	PREP MEALS OF MEAT OF BOVINE ANMLS WITH CEREAL/VEG KG	16,656	46,042
	BRAZIL.....	16,656	46,042
1602509500	MEAT OR MEAT OFFAL OF BOVINE ANMLS NESOI PREP/PRES KG	48,942	182,126
	BRAZIL.....	48,942	182,126
1604114040	SALMON, NESOI, NOT IN OIL, CANNED KG	16,999	41,500
	DOMINICAN REPUBLIC.....	16,999	41,500
1604130000	SARDINES/SARDINELLA/BRISLING NOT MINCED, PREP/PRES KG	16,927	19,059
	ANGUILLA.....	4,358	3,362
	MEXICO.....	12,569	15,697
1604140000	TUNAS/SKIPJACK/ATLANTIC BONITO NT MINCED PREP/PRES KG	1,314,727	5,126,083
	BRITISH VIRGIN ISLANDS.....	1,430	5,330
	CANADA.....	113,403	455,103
	DOMINICAN REPUBLIC.....	22,811	75,244
	ISRAEL.....	1,115,537	4,284,881
	SAUDI ARABIA.....	61,546	305,525
1604197000	FISH WHOLE/PIECES, NOT MINCED, PREP OR PRES, NESOI KG	12,618	36,432
	NETHERLAND ANTIL. EXC ARUBA.....	12,618	36,432
1604200500	PRODUCTS, MEAT CRUSTACEAN/MOLLUSCS ETC, PREP MEALS KG	18,004	45,690
	DOMINICAN REPUBLIC.....	18,004	45,690
	SUGARS AND SUGAR CONFECTIONARY..... TOTAL	1,292,577	3,563,039
1701110000	CANE SUGAR, RAW, SOLID FORM, W/O ADDED FLAV/COLOR KG	61,096	17,598
	GUADELOUPE.....	61,096	17,598
1701911020	CANE/BEET SUG REF SOLID FLV/CLR, BEV BASE, RETAIL KG	17,420	11,200
	BRAZIL.....	17,420	11,200
1701913020	CANE/BT SUG REF SOLID, FLV/CLR EXC BEV BASE RETAIL KG	2,106	5,278
	BRITISH VIRGIN ISLANDS.....	2,106	5,278
1701994000	CANE/BEET SUGAR, SOLID, REFINED, NO FLV/CLR, NESOI KG	2,197	5,992
	DOMINICAN REPUBLIC.....	2,197	5,992
1702110000	LACTOSE & LACTOSE SYRUP CONT 99% MORE LACTSE BY WT KG	36,000	28,440
	JAPAN.....	36,000	28,440
1702190000	LACTOSE IN SOLID FORM AND LACTOSE SYRUP, NESOI KG	48,331	90,411
	DOMINICAN REPUBLIC.....	4,007	11,645
	GERMANY.....	35,525	71,814
	ITALY.....	8,799	6,952
1702600060	FRUCTOSE, IN SOLID FORM, NESOI CONT OV 50% FRUCTSE KG	20,800	4,160
	DOMINICAN REPUBLIC.....	20,800	4,160
1702905000	SUG/SYRUP NT FLAV/COLR NESOI; ARTFL HONEY; CARAML KG	193,666	693,718
	BARBADOS.....	87,003	638,098
	COSTA RICA.....	106,663	55,620
1704100000	CHEWING GUM, WHETHER OR NOT SUGAR COATED KG	629,825	2,023,746
	ANTIGUA.....	1,803	18,698
	ARUBA.....	49,108	132,847
	BAHAMAS.....	1,024	11,319
	BARBADOS.....	4,168	34,734
	COSTA RICA.....	87	2,818
	DOMINICAN REPUBLIC.....	59,844	132,575
	HAITI.....	273,019	605,801
	JAMAICA.....	35,725	242,852
	MARTINIQUE.....	17,716	36,320
	MEXICO.....	858	3,637
	NETHERLAND ANTIL. EXC ARUBA.....	74,078	232,049
	REP. OF SOUTH AFRICA.....	49,478	315,824
	SPAIN.....	15,261	15,000
	ST. LUCIA.....	2,755	21,454
	ST.CHRISTOPHER-NEVIS.....	1,487	15,472
	SURINAME.....	2,188	16,684
	TRINIDAD @ TOBAGO.....	41,226	185,662

TABLE 5 - EXPORTS OF MERCHANDISE FROM PUERTO RICO TO FOREIGN COUNTRIES,  
BY COMMODITY AND COUNTRY OF DESTINATION: FISCAL YEAR 2000

COMM-CODE	COMMODITY AND UNIT OF QUANTITY	QUANTITY	VALUE-\$
1704903000	CONFECTIONS/SWEETMEATS, READY FR CONSUMPTN, NO COC KG	104,898	275,559
	ARUBA.....	443	3,855
	BARBADOS.....	326	2,544
	BERMUDA.....	2,021	4,901
	DOMINICAN REPUBLIC.....	85,231	132,327
	JAMAICA.....	555	5,141
	MEXICO.....	3,039	20,489
	PANAMA.....	5,908	49,675
	SPAIN.....	1,354	10,417
	TRINIDAD @ TOBAGO.....	6,021	46,210
1704907000	SUGAR CONFECTIONERY, WITHOUT COCOA, NESOI KG	176,238	406,937
	DOMINICAN REPUBLIC.....	132,247	281,446
	ECUADOR.....	6,401	24,433
	MEXICO.....	17,192	41,688
	SPAIN.....	15,527	47,672
	ST. LUCIA.....	4,871	11,698
	COCOA AND COCOA PREPARATIONS..... TOTAL	205,241	587,476
1804000000	COCOA BUTTER, FAT AND OIL KG	91,176	249,430
	ISRAEL.....	91,176	249,430
1806209000	COCOA PREPARATIONS IN BULK FORM, NESOI KG	6,439	16,051
	DOMINICAN REPUBLIC.....	6,439	16,051
1806310040	CHOC/COCOA PREP CONFECTNRY BLK/BAR NOTOV2KG FILLED KG	5,970	57,002
	ARUBA.....	1,420	13,996
	BAHAMAS.....	119	4,385
	BARBADOS.....	80	2,711
	DOMINICAN REPUBLIC.....	3,661	17,476
	NETHERLAND ANTIL. EXC ARUBA.....	400	9,025
	TRINIDAD @ TOBAGO.....	290	9,409
1806321000	CHOC/COCOA PREP CONFCTNRY BLK/BAR NTOV2KG NT FILLD KG	39,196	155,256
	DOMINICAN REPUBLIC.....	39,196	155,256
1806900063	CONFECTIONERY, COCOA FOOD PREPS, NESOI, FOR RETAIL KG	13,492	54,509
	ARUBA.....	2,546	9,544
	DOMINICAN REPUBLIC.....	10,946	44,965
1806900073	COCOA PREPS EXCEPT CONFECTIONERY NESOI, FOR RETAIL KG	6,997	18,921
	DOMINICAN REPUBLIC.....	2,499	12,226
	MEXICO.....	4,498	6,695
1806900083	CONFECTIONERY, COCOA FOOD PREPS, NESOI, NOT RETAIL KG	7,309	15,342
	GUATEMALA.....	7,309	15,342
1806900093	COCOA PREPS, NESOI, NOT FOR RETAIL, EX/CONFETIONERY KG	34,662	20,965
	DOMINICAN REPUBLIC.....	34,662	20,965
	PREPARATIONS OF CEREALS, FLOUR, STARCH OR MILK; BAKERS WARES..... TOTAL	4,293,181	8,429,127
1901100000	PREPARATIONS FOR INFANT USE, FOR RETAIL SALE KG	470,352	1,675,466
	ANTIGUA.....	1,578	18,544
	ARUBA.....	79	5,294
	BAHAMAS.....	2,308	19,691
	BARBADOS.....	6,155	35,059
	CAYMAN ISLANDS.....	69	6,512
	DOMINICAN REPUBLIC.....	277,238	466,990
	GRENADA.....	1,783	13,436
	GUYANA.....	543	9,822
	JAMAICA.....	101,835	821,855
	NETHERLAND ANTIL. EXC ARUBA.....	3,829	24,225
	ST. LUCIA.....	80	6,379
	TRINIDAD @ TOBAGO.....	74,855	247,659
1901200025	MIXES & DOUGHS, NESOI, CONTAIN < 40% COCOA POWDER KG	57,174	93,187
	ARUBA.....	20,439	26,653
	DOMINICAN REPUBLIC.....	31,974	61,150
	NETHERLAND ANTIL. EXC ARUBA.....	4,761	5,384
1901901500	MALT EXTRACT KG	146,659	68,712
	BRITISH VIRGIN ISLANDS.....	2,170	14,561
	JAMAICA.....	144,489	54,151
1901909082	CORN-SOYA MILK BLENDS KG	1,280,426	317,051
	ARUBA.....	49,179	8,619
	BARBADOS.....	364,103	63,813
	BRITISH VIRGIN ISLANDS.....	72,817	16,469

TABLE 5 - EXPORTS OF MERCHANDISE FROM PUERTO RICO TO FOREIGN COUNTRIES,  
BY COMMODITY AND COUNTRY OF DESTINATION: FISCAL YEAR 2000

COMM-CODE	COMMODITY AND UNIT OF QUANTITY	QUANTITY	VALUE-\$
	CAYMAN ISLANDS.....	18,316	3,210
	GRENADA.....	103,433	24,326
	HAITI.....	18,647	23,760
	JAMAICA.....	237,443	65,536
	NETHERLAND ANTIL. EXC ARUBA.....	231,737	53,055
	ST. LUCIA.....	31,724	5,560
	TRINIDAD @ TOBAGO.....	153,027	52,703
1901909500	FOOD PREPARATIONS FLOUR, STARCH, DAIRY ETC, NESOI KG	330,242	2,158,445
	ANTIGUA.....	5,530	38,184
	ARUBA.....	50,661	257,594
	BARBADOS.....	47,218	354,646
	BRITISH VIRGIN ISLANDS.....	8,612	58,452
	CAYMAN ISLANDS.....	8,310	17,950
	GRENADA.....	5,156	34,156
	HAITI.....	56,433	348,241
	JAMAICA.....	79,937	525,784
	NETHERLAND ANTIL. EXC ARUBA.....	29,665	260,830
	ST. LUCIA.....	6,837	47,990
	ST.VINCENT @ THE GRENADINES.....	393	2,712
	TRINIDAD @ TOBAGO.....	31,490	211,906
1902114000	PASTA WITH EGG NESOI SAUCE NOT STUFFED/OTHRWS PREP KG	3,043	8,530
	DOMINICAN REPUBLIC.....	3,043	8,530
1902300060	PASTA, NESOI KG	17,748	23,000
	DOMINICAN REPUBLIC.....	17,748	23,000
1904100080	SWELLING/ROASTING CEREAL/CEREAL PRODUCT, NO SUGAR KG	15,045	32,390
	DOMINICAN REPUBLIC.....	15,045	32,390
1904900040	CEREAL NT CORN GRAIN FORM PRECOOK/OTHRWS PREP NESOI KG	8,469	38,435
	ARUBA.....	3,191	16,135
	DOMINICAN REPUBLIC.....	5,278	22,300
1905100000	CRISPBREAD KG	6,700	34,917
	NETHERLAND ANTIL. EXC ARUBA.....	6,700	34,917
1905300040	SWEET BISCUITS, WAFFLES AND WAFERS, NESOI KG	198,016	206,211
	ARUBA.....	5,692	5,533
	BAHAMAS.....	5,618	5,461
	BARBADOS.....	5,081	4,939
	BERMUDA.....	4,111	3,996
	DOMINICAN REPUBLIC.....	106,916	42,777
	JAMAICA.....	7,607	27,306
	NETHERLAND ANTIL. EXC ARUBA.....	36,141	90,095
	TRINIDAD @ TOBAGO.....	26,850	26,104
1905400000	RUSKS, TOASTED BREAD AND SIMILAR TOASTED PRODUCTS KG	36,786	51,237
	BRITISH VIRGIN ISLANDS.....	12,274	35,431
	NETHERLAND ANTIL. EXC ARUBA.....	24,512	15,806
1905901049	BREAD/BISCUIT ETC, W/NT CONTAIN CHOC ETC FROZEN KG	9,587	25,000
	MEXICO.....	9,587	25,000
1905901050	PASTRY/CAKE/PUDDING WHETHER/NT CONT CHOC ETC NESOI KG	473,383	700,447
	ANTIGUA.....	71,859	70,775
	ARUBA.....	126,927	198,991
	BARBADOS.....	1,380	13,773
	DOMINICAN REPUBLIC.....	23,425	33,298
	JAMAICA.....	2,190	14,905
	NETHERLAND ANTIL. EXC ARUBA.....	206,335	310,999
	ST. LUCIA.....	19,579	26,993
	ST.CHRISTOPHER-NEVIS.....	21,688	30,713
1905901080	BREAD/BISCUITS/SIMILAR BAKED PRODUCTS, NESOI KG	304,402	1,086,493
	ARUBA.....	92,863	166,816
	DOMINICAN REPUBLIC.....	1,188	2,810
	GRENADA.....	12,369	10,000
	GUADELOUPE.....	1,765	24,826
	HAITI.....	1,190	3,037
	NETHERLAND ANTIL. EXC ARUBA.....	195,027	879,004
1905909030	CORN CHIPS AND SIMILAR CRISP SAVORY SNACK FOODS KG	443,766	892,542
	ANTIGUA.....	16,287	29,325
	ARUBA.....	22,484	79,628
	BRITISH VIRGIN ISLANDS.....	25,445	56,532
	DOMINICAN REPUBLIC.....	352,183	634,160
	JAMAICA.....	7,656	13,957
	MARTINIQUE.....	2,104	5,081
	NETHERLAND ANTIL. EXC ARUBA.....	10,860	58,402
	ST.CHRISTOPHER-NEVIS.....	6,747	15,457

TABLE 5 - EXPORTS OF MERCHANDISE FROM PUERTO RICO TO FOREIGN COUNTRIES,  
BY COMMODITY AND COUNTRY OF DESTINATION: FISCAL YEAR 2000

COMM-CODE	COMMODITY AND UNIT OF QUANTITY	QUANTITY	VALUE-\$
1905909090	COMMUNION/SEALING WAFER RICE PPR EMPTY CAPSULE ETC KG	491,383	1,017,064
	ANTIGUA.....	42,944	49,152
	ARUBA.....	52,359	131,132
	BARBADOS.....	38,032	99,461
	DOMINICA.....	26,697	33,958
	DOMINICAN REPUBLIC.....	122,910	241,259
	GRENADA.....	2,723	8,601
	JAMAICA.....	4,641	36,569
	NETHERLAND ANTIL. EXC ARUBA.....	77,202	243,479
	ST. LUCIA.....	68,746	105,689
	ST. CHRISTOPHER-NEVIS.....	27,714	33,464
	ST. VINCENT @ THE GRENADINES.....	15,819	28,265
	SURINAME.....	11,596	6,035
	PREPARATIONS OF VEGETABLES, FRUIT, NUTS, OR OTHER PARTS OF PLANTS..... TOTAL		10,878,097
2002100000	TOMATOES WHOLE/PIECES PREP/PRES EX VINEGAR ETC KG	17,096	30,494
	DOMINICAN REPUBLIC.....	17,096	30,494
2002900060	TOMATO PASTE KG	43,575	44,267
	DOMINICAN REPUBLIC.....	43,575	44,267
2003100000	MUSHROOMS PREP/PRES EX BY VINEGAR/ACETIC ACID KG	3,130	6,943
	ARUBA.....	3,130	6,943
2004108020	POTATOES, FRENCH FRIED, FROZEN KG	25,999	33,040
	DOMINICAN REPUBLIC.....	3,129	8,040
	SPAIN.....	22,870	25,000
2005100000	VEGETABLES, HOMOGENIZED NOT FROZ (SUBHEADNG NTE 1) KG	4,224	5,674
	NETHERLAND ANTIL. EXC ARUBA.....	4,224	5,674
2005400000	PEAS (PISUM SATIVUM) PREP/PRES NESOI, NOT FROZEN KG	88,622	100,315
	ARUBA.....	7,240	15,625
	HAITI.....	6,735	8,570
	TRINIDAD @ TOBAGO.....	74,647	76,120
2005590000	BEANS, NOT SHELLLED, PREP/PRES NESOI, NOT FROZEN KG	22,257	23,639
	ARUBA.....	18,064	18,709
	NETHERLAND ANTIL. EXC ARUBA.....	4,193	4,930
2005700000	OLIVES PREP/PRES EX VINEGAR/ACETIC ACID NOT FROZEN KG	48,830	173,330
	ARUBA.....	1,658	7,946
	NETHERLAND ANTIL. EXC ARUBA.....	47,172	165,384
2005800000	SWEET CORN, PREPARED/PRESERVED NESOI, NOT FROZEN KG	6,735	8,570
	HAITI.....	6,735	8,570
2005906550	PREPARED/PRESERVED VETETABLES, NOT FROZEN, NESOI KG	226,821	339,548
	DOMINICAN REPUBLIC.....	219,605	302,017
	JAPAN.....	7,216	37,531
2007100000	HOMOGENIZED PREPARATNS OF FRUIT (SUBHEADNG NOTE 2) KG	27,868	59,999
	DOMINICAN REPUBLIC.....	27,868	59,999
2008400000	PEARS, OTHERWISE PREPARED OR PRESERVED, NESOI KG	40,102	32,622
	EL SALVADOR.....	40,102	32,622
2008997000	FRUIT/EDBL PLANT PRTS NESOI OTHWSE PREP/PRES NESOI KG	28,910	44,364
	GERMANY.....	28,910	44,364
2009110040	ORANGE JUICE UNFERMNTD FROZEN CNTNRS .946-3.785L L	256,954	125,907
	TRINIDAD @ TOBAGO.....	256,954	125,907
2009190000	ORANGE JUICE, UNFERMENTED, NOT FROZEN L	1,543,034	1,572,767
	BRITISH VIRGIN ISLANDS.....	20,156	23,278
	COSTA RICA.....	487,334	652,602
	DOMINICAN REPUBLIC.....	503,384	379,293
	GUYANA.....	20,228	7,425
	PANAMA.....	511,932	510,169
2009303000	CITRUS JUICE SINGLE FRUIT UNFRMNTD NESOI NT CNCNTD L	1,424,891	37,916
	DOMINICAN REPUBLIC.....	33,851	6,618
	TRINIDAD @ TOBAGO.....	1,391,040	31,298
2009306040	LEMON JUICE, UNFERMENTED, CONCENTRATED, NOT FROZEN L	4,688	3,000
	DOMINICAN REPUBLIC.....	4,688	3,000
2009404000	PINEAPPLE JUICE, UNFERMENTED, NESOI, FROZEN L	419,885	296,693
	BELGIUM.....	30,668	32,028
	EL SALVADOR.....	99,276	67,507
	GUATEMALA.....	72,746	49,467
	JAMAICA.....	217,195	147,691
2009600020	GRAPE JUICE & MUST, UNFERMENTED, NOT CONCENTRATED L	20,061	4,240
	PANAMA.....	20,061	4,240
2009600060	GRAPE JUICE & MUST UNFERMNTD CONCENTRTD NOT FROZEN L	268,265	214,301



TABLE 5 - EXPORTS OF MERCHANDISE FROM PUERTO RICO TO FOREIGN COUNTRIES,  
BY COMMODITY AND COUNTRY OF DESTINATION: FISCAL YEAR 2000

COMM-CODE	COMMODITY AND UNIT OF QUANTITY	QUANTITY	VALUE-\$
2009700020	COSTA RICA.....	78,421	73,022
	DOMINICAN REPUBLIC.....	78,336	58,750
	PANAMA.....	111,508	82,529
	APPLE JUICE, UNFERMENTED, CONCENTRATED, NOT FROZEN L.....	451,583	564,452
	COSTA RICA.....	46,030	41,475
	DOMINICAN REPUBLIC.....	239,770	316,068
2009700090	GUYANA.....	1,942	4,470
	PANAMA.....	163,841	202,439
	APPLE JUICE, UNFERMENTED, NOT CONCENTRATED L.....	34,345	16,203
	DOMINICAN REPUBLIC.....	6,641	4,316
	NETHERLAND ANTIL. EXC ARUBA.....	7,554	4,910
	PANAMA.....	20,150	6,977
2009800000	JUICE OF ANY SINGLE FRUIT/VEGTBLE UNFERMENTD NESOI L.....	3,847,380	2,014,534
	BARBADOS.....	20,148	3,250
	BRITISH VIRGIN ISLANDS.....	41,484	17,114
	COSTA RICA.....	131,138	70,370
	DOMINICAN REPUBLIC.....	610,341	302,030
	NETHERLAND ANTIL. EXC ARUBA.....	1,892	2,580
2009902000	PANAMA.....	3,042,377	1,619,190
	MIXTURES OF VEGETABLE JUICES, UNFERMENTED L.....	217,430	83,955
	BRITISH VIRGIN ISLANDS.....	180,447	69,675
	PANAMA.....	36,983	14,280
2009904000	MIXTURES OF FRUIT JUICES, UNFERMENTED L.....	12,414,269	5,041,324
	ANGUILLA.....	23,006	22,888
	ANTIGUA.....	47,793	15,089
	BARBADOS.....	64,990	66,723
	COLOMBIA.....	194,321	109,421
	COSTA RICA.....	584,988	288,144
	DOMINICAN REPUBLIC.....	2,746,560	1,225,926
	GUADELOUPE.....	54,071	17,071
	GUYANA.....	42,651	24,924
	NETHERLAND ANTIL. EXC ARUBA.....	106,125	37,252
	PANAMA.....	8,549,764	3,233,886
	MISCELLANEOUS EDIBLE PREPARATIONS..... TOTAL		206,083,324
2102300000	BAKING POWDERS, PREPARED KG.....	118,163	146,821
	DOMINICAN REPUBLIC.....	118,163	146,821
2103202000	TOMATO KETCHUP KG.....	154,654	113,979
	DOMINICAN REPUBLIC.....	154,654	113,979
2103204000	TOMATO SAUCES, NESOI KG.....	23,016	29,173
	DOMINICAN REPUBLIC.....	20,371	26,027
	NETHERLAND ANTIL. EXC ARUBA.....	2,645	3,146
	MIXED CONDIMENTS AND MIXED SEASONINGS KG.....	212,246	901,488
2103909070	ANTIGUA.....	436	4,907
	ARUBA.....	13,501	39,437
	DOMINICAN REPUBLIC.....	190,086	831,300
	HAITI.....	2,741	8,652
	NETHERLAND ANTIL. EXC ARUBA.....	5,148	11,095
	ST.CHRISTOPHER-NEVIS.....	334	6,097
2103909090	SAUCES AND PREPARATIONS THEREFOR, NESOI KG.....	67,383	186,025
	DOMINICAN REPUBLIC.....	39,603	139,804
	HAITI.....	918	3,165
	PANAMA.....	26,612	40,306
2104100020	TRINIDAD @ TOBAGO.....	250	2,750
	SOUPS, BROTHS AND PREPARATIONS THEREOF, DRIED KG.....	2,855	16,745
2104100060	NETHERLANDS.....	2,855	16,745
	SOUPS, BROTHS & PREPS THEREOF, NESOI, EX DRIED KG.....	15,633	48,228
2104200000	DOMINICAN REPUBLIC.....	11,977	32,483
	NETHERLANDS.....	3,656	15,745
2106100000	HOMOGENIZED COMPOSITE FOOD PREPARATIONS (NOTE 3) KG.....	68,181	73,734
	DOMINICAN REPUBLIC.....	68,181	73,734
2106901650	PROTEIN CONCENTRATES & TEXTURED PROTEIN SUBSTANCES KG.....	81,691	156,790
	ANGUILLA.....	25,001	20,790
	DOMINICAN REPUBLIC.....	18,228	94,000
	NETHERLAND ANTIL. EXC ARUBA.....	38,462	42,000
2106905200	COMPOUND ALCOHOLIC PREP FOR MANUFACTURE BEVERAGES KG.....	28,105	110,160
	GERMANY.....	26,665	102,860
	NETHERLAND ANTIL. EXC ARUBA.....	1,440	7,300
	SINGLE FRUIT/VEG JUICE FORTI W/VITAM/MIN CONCENTRD L.....	20,517	15,387

TABLE 5 - EXPORTS OF MERCHANDISE FROM PUERTO RICO TO FOREIGN COUNTRIES,  
BY COMMODITY AND COUNTRY OF DESTINATION: FISCAL YEAR 2000

COMM-CODE	COMMODITY AND UNIT OF QUANTITY	QUANTITY	VALUE-\$
	ANTIGUA.....	20,517	15,387
2106905800	FOOD PREPARATIONS OF GELETIN, NESOI KG	879	14,800
	CHINA, PEOPLE'S REP. (MAINLAND).....	879	14,800
2106906571	PREPS FOR MANUF BEVERAGES CONT ASPARTAME/SACCHARIN KG	216,416	7,658,578
	ANTIGUA.....	141	7,867
	ARGENTINA.....	175	29,970
	ARUBA.....	618	68,683
	BAHAMAS.....	9,867	391,134
	BARBADOS.....	1,654	183,345
	BRITISH VIRGIN ISLANDS.....	2,326	36,770
	CHINA (TAIWAN).....	4,480	415,183
	COSTA RICA.....	3,924	402,234
	DOMINICAN REPUBLIC.....	3,975	226,346
	EL SALVADOR.....	1,246	190,172
	GUATEMALA.....	15,841	468,801
	HONDURAS.....	60,504	287,791
	HONG KONG.....	40	7,424
	ISRAEL.....	4,581	780,126
	JAMAICA.....	11,219	570,833
	NETHERLAND ANTIL. EXC ARUBA.....	940	70,082
	NEW ZEALAND ISLANDS.....	87,575	3,112,803
	PANAMA.....	2,824	239,606
	TRINIDAD @ TOBAGO.....	4,451	163,888
	VIETNAM.....	35	5,520
2106906572	PREPS FOR MANUF BEVERAGES CONT CANE/BEET SUGAR KG	162,701	400,682
	ANTIGUA.....	5,167	3,660
	ARUBA.....	2,033	8,794
	BAHAMAS.....	1,379	4,657
	BERMUDA.....	15,997	36,000
	BRITISH VIRGIN ISLANDS.....	24,848	39,150
	COSTA RICA.....	38,086	85,200
	DENMARK.....	5,780	12,925
	DOMINICAN REPUBLIC.....	22,562	54,390
	JAMAICA.....	4,369	22,384
	NETHERLAND ANTIL. EXC ARUBA.....	27,063	90,169
	TRINIDAD @ TOBAGO.....	15,417	43,353
2106906573	PREPARATIONS FOR MANUFACTURE OF BEVERAGES, NESOI KG	6,407,717	193,867,274
	ANTIGUA.....	2,172	66,487
	ARGENTINA.....	8,309	149,650
	ARUBA.....	29,150	955,322
	AUSTRALIAN ISLANDS.....	12,560	47,231
	BAHAMAS.....	54,741	1,301,662
	BARBADOS.....	8,796	158,813
	BELIZE.....	5,723	182,281
	CAMBODIA.....	21,439	625,372
	CHILE.....	2,556	9,085
	CHINA (TAIWAN).....	449,991	5,201,350
	CHINA, PEOPLE'S REP. (MAINLAND).....	37,819	77,285
	COSTA RICA.....	89,387	1,331,260
	DOMINICAN REPUBLIC.....	558,679	13,855,509
	EL SALVADOR.....	350,961	16,974,618
	GERMANY.....	75	3,449
	GRENADA.....	4,158	105,290
	GUATEMALA.....	336,960	8,719,419
	GUYANA.....	19,140	353,021
	HAITI.....	186,804	3,403,055
	HONDURAS.....	1,043,519	30,965,206
	HONG KONG.....	9,543	18,293
	IRELAND.....	938,294	44,720,703
	ISRAEL.....	207,375	5,952,034
	JAMAICA.....	138,510	3,810,076
	JAPAN.....	18,304	749,174
	MALAYSIA.....	814,385	29,714,829
	MEXICO.....	221,702	308,783
	NETHERLAND ANTIL. EXC ARUBA.....	18,913	703,845
	NEW ZEALAND ISLANDS.....	56,358	2,130,471
	NICARAGUA.....	57,711	1,337,533
	PANAMA.....	95,318	2,315,131
	PHILIPPINES.....	1,474	2,528
	SINGAPORE.....	295,113	10,321,022

TABLE 5 - EXPORTS OF MERCHANDISE FROM PUERTO RICO TO FOREIGN COUNTRIES,  
BY COMMODITY AND COUNTRY OF DESTINATION: FISCAL YEAR 2000

COMM-CODE	COMMODITY AND UNIT OF QUANTITY	QUANTITY	VALUE-\$
	ST.VINCENT @ THE GRENADINES.....	5,906	156,233
	SWITZERLAND.....	6,077	127,587
	THAILAND.....	9,976	18,825
	TRINIDAD @ TOBAGO.....	95,979	1,435,198
	VENEZUELA.....	4,335	10,653
	VIETNAM.....	189,505	5,548,991
2106906585	CONFECTIONERY INCL GUM CONTNG SYNTHETIC SWEETENERS KG	84,085	344,870
	DOMINICAN REPUBLIC.....	58,352	128,157
	REP. OF SOUTH AFRICA.....	25,733	216,713
2106906592	FOOD PREPARATIONS, NESOI, CANNED KG	37,169	61,316
	ANTIGUA.....	11,509	7,496
	BARBADOS.....	15,677	33,110
	CHILE.....	9,983	20,710
2106906595	FOOD PREPARATIONS, NESOI, FROZEN KG	85,207	181,335
	ARUBA.....	7,613	63,814
	DOMINICAN REPUBLIC.....	77,594	117,521
2106907020	EDIBLE PREPS, NOT CANNED/FROZEN, CONT SUGAR, NESOI KG	6,496	19,600
	ANTIGUA.....	6,496	19,600
2106907090	EDIBLE PREPS, NOT CANNED/FRZN, N/CONT SUGAR, NESOI KG	899,056	1,736,339
	ANTIGUA.....	148,331	201,671
	ARUBA.....	27,058	55,998
	BARBADOS.....	12,667	87,563
	CAYMAN ISLANDS.....	1,455	10,180
	COLOMBIA.....	1,227	31,275
	COSTA RICA.....	12,896	27,700
	DOMINICAN REPUBLIC.....	347,575	458,841
	GUADELOUPE.....	27,736	86,400
	JAMAICA.....	19,850	140,840
	NETHERLAND ANTIL. EXC ARUBA.....	265,726	431,489
	REP. OF SOUTH AFRICA.....	16,563	141,922
	RUSSIA.....	322	5,000
	TRINIDAD @ TOBAGO.....	17,650	57,460
	BEVERAGES, SPIRITS AND VINEGAR..... TOTAL		18,423,060
2201100000	WATER, MINERAL & AERATED NATRL/ARTFCL NT SWTN/FLAV L	47,767	14,084
	DOMINICAN REPUBLIC.....	47,767	14,084
2201900000	WATERS NOT SWEETND OR FLAVORED NESOI; ICE AND SNOW T	49	24,235
	BRITISH VIRGIN ISLANDS.....	49	24,235
2202100020	CARBONATED SOFT DRINKS, CONTNG ASPARTAME/SACCHARIN L	600,683	158,141
	GUADELOUPE.....	58,798	46,173
	HAITI.....	182,433	34,944
	NETHERLAND ANTIL. EXC ARUBA.....	294,621	64,606
	TRINIDAD @ TOBAGO.....	64,831	12,418
2202100040	CARBONATED SOFT DRINKS, NESOI L	22,267,247	4,490,169
	ANGUILLA.....	122,265	23,419
	ANTIGUA.....	458,476	87,709
	ARUBA.....	263,350	50,300
	BRITISH VIRGIN ISLANDS.....	571,951	287,302
	DOMINICAN REPUBLIC.....	5,498,531	1,056,654
	FRANCE.....	39,553	7,576
	GUADELOUPE.....	2,951,278	567,221
	HAITI.....	2,394,822	458,715
	JAMAICA.....	224,647	43,030
	MARTINIQUE.....	58,243	11,156
	MONTSERRAT.....	81,248	26,479
	NETHERLAND ANTIL. EXC ARUBA.....	9,186,238	1,787,151
	ST.CHRISTOPHER-NEVIS.....	25,812	8,595
	TRINIDAD @ TOBAGO.....	324,582	62,172
	VENEZUELA.....	66,251	12,690
2202100060	WATERS INCL MINERAL & AERATED, SWTND/FLAVORD NESOI L	783,599	256,886
	DOMINICAN REPUBLIC.....	60,615	17,872
	GUADELOUPE.....	57,657	17,000
	NETHERLAND ANTIL. EXC ARUBA.....	665,327	222,014
2202903400	ORANGE JUICE FORTI W/VITAMIN/MINERAL N/CONCENTRATE L	76,905	75,544
	BRITISH VIRGIN ISLANDS.....	76,905	75,544
2202909090	BEVERAGES NONALCOHOLIC NESOI EXCL FRUIT/VEGT JUICE L	1,523,882	454,546
	ARUBA.....	3,210	6,180
	DOMINICAN REPUBLIC.....	1,100,522	324,486
	GUADELOUPE.....	19,943	5,880

TABLE 5 - EXPORTS OF MERCHANDISE FROM PUERTO RICO TO FOREIGN COUNTRIES,  
BY COMMODITY AND COUNTRY OF DESTINATION: FISCAL YEAR 2000

COMM-CODE	COMMODITY AND UNIT OF QUANTITY	QUANTITY	VALUE-\$
2203000000	HAITI.....	400,207	118,000
	BEER MADE FROM MALT..... L	444,797	235,030
	ANGUILLA.....	6,469	3,418
	BRITISH VIRGIN ISLANDS.....	47,759	25,235
	EL SALVADOR.....	361,195	190,856
2204100000	GUADELOUPE.....	5,812	3,071
	NETHERLAND ANTIL. EXC ARUBA.....	23,562	12,450
	SPARKLING WINE OF FRESH GRAPES..... L	141,594	165,411
	ANGUILLA.....	3,436	4,014
	ARUBA.....	21,351	24,940
	BARBADOS.....	8,191	9,568
	DOMINICAN REPUBLIC.....	17,376	20,300
	JAMAICA.....	11,136	13,010
	NETHERLAND ANTIL. EXC ARUBA.....	66,274	77,424
	SURINAME.....	6,720	7,850
	TRINIDAD @ TOBAGO.....	3,168	3,700
	TURKS @ CAICOS ISLANDS.....	3,942	4,605
2204214000	GRAPE WINE NESOI NOV 14% ALCOHOL CNTRS 2L OR LESS..... L	10,000	20,000
	UNITED KINGDOM OF GT BRITAIN.....	10,000	20,000
2206001500	CIDER, WHETHER STILL OR SPARKLING..... L	106,557	35,500
	HAITI.....	106,557	35,500
2206007000	FERMENTED BEVERAGES, NESOI..... L	2,600	11,885
	HAITI.....	2,600	11,885
2207106000	ETHYL ALCOHOL, UNDENATURED 80%/HIGHER, NONBEVERAGE..... L	5,638	2,800
	DOMINICAN REPUBLIC.....	5,638	2,800
2207200000	ETHYL ALCOHOL & OTH SPIRITS DENATURED ANY STRENGTH..... L	39,899	15,634
	DOMINICAN REPUBLIC.....	16,676	5,184
	NEW ZEALAND ISLANDS.....	23,223	10,450
2208200000	GRAPE BRANDY..... PFL	7,263	18,228
	NETHERLAND ANTIL. EXC ARUBA.....	7,263	18,228
2208309020	WHISKIES EX BOURBON, CONTAINERS NOT OVER 4 LITERS..... PFL	529,518	1,328,888
	ANGUILLA.....	2,505	6,135
	BARBADOS.....	13,276	32,525
	BRITISH VIRGIN ISLANDS.....	5,642	13,818
	DOMINICAN REPUBLIC.....	5,026	43,924
	JAMAICA.....	13,230	32,410
	NETHERLAND ANTIL. EXC ARUBA.....	194,311	476,047
	ST. LUCIA.....	84,576	207,210
	ST.VINCENT @ THE GRENADINES.....	2,640	6,465
	SURINAME.....	26,957	66,044
	TRINIDAD @ TOBAGO.....	178,634	437,646
	TURKS @ CAICOS ISLANDS.....	2,721	6,664
2208309040	WHISKIES EX BOURBON, CONTAINERS OVER 4 LITERS..... PFL	17,354	24,295
	JAPAN.....	17,354	24,295
2208400030	RUM AND TAFIA, CONTAINERS NOT OVER 4 LITERS EACH..... PFL	2,264,293	3,352,671
	ANGUILLA.....	32,994	35,302
	ARGENTINA.....	337,802	534,144
	ARUBA.....	249,351	298,197
	AUSTRALIAN ISLANDS.....	250	5,055
	BARBADOS.....	15,269	16,336
	BRITISH VIRGIN ISLANDS.....	72,846	77,942
	CHILE.....	147,034	450,254
	CHINA (TAIWAN).....	28,797	48,018
	COSTA RICA.....	22,088	23,632
	DOMINICAN REPUBLIC.....	139,544	202,506
	GERMANY.....	19,798	45,945
	GRENADA.....	36,895	57,519
	JAMAICA.....	9,899	14,278
	MONTSERRAT.....	2,707	5,902
	NETHERLAND ANTIL. EXC ARUBA.....	699,313	868,334
	PERU.....	132,005	254,933
	REPUBLIC OF KOREA.....	8,087	18,198
	ST. LUCIA.....	28,539	30,535
	ST.CHRISTOPHER-NEVIS.....	3,341	3,574
	ST.PIERRE @ MIQUELON.....	57,942	93,372
	ST.VINCENT @ THE GRENADINES.....	24,311	39,069
	SURINAME.....	164,128	187,964
	TURKS @ CAICOS ISLANDS.....	11,652	12,467
	URUGUAY.....	19,701	29,195
2208400050	RUM AND TAFIA, CONTAINERS OVER 4 LITERS..... PFL	9,904,071	7,318,192

TABLE 5 - EXPORTS OF MERCHANDISE FROM PUERTO RICO TO FOREIGN COUNTRIES,  
BY COMMODITY AND COUNTRY OF DESTINATION: FISCAL YEAR 2000

COMM-CODE	COMMODITY AND UNIT OF QUANTITY	QUANTITY	VALUE-\$
	ARUBA.....	9,121	6,265
	BAHAMAS.....	3,259,195	2,041,376
	BOSNIA-HERCEGOVINA.....	1,196,210	448,578
	BRAZIL.....	694,175	1,373,103
	CHILE.....	97,811	93,247
	CHINA, PEOPLE'S REP. (MAINLAND).....	6,357	3,814
	GERMANY.....	2,296,331	1,467,112
	ICELAND.....	53,280	36,599
	INDIA.....	44,499	70,300
	ITALY.....	5,416	127,276
	JAPAN.....	133,752	148,224
	MEXICO.....	366,862	252,005
	NETHERLAND ANTIL. EXC ARUBA.....	46,413	31,882
	PANAMA.....	88,048	60,482
	PERU.....	92,724	63,693
	SPAIN.....	4,425	110,625
	UNITED KINGDOM OF GT BRITAIN.....	1,509,452	983,611
2208500000	GIN AND GENEVA PFL.....	113,028	93,330
	ARUBA.....	56,792	46,896
	BRITISH VIRGIN ISLANDS.....	10,591	8,745
	GUADELOUPE.....	3,459	2,856
	NETHERLAND ANTIL. EXC ARUBA.....	38,892	32,113
	TRINIDAD @ TOBAGO.....	3,294	2,720
2208700000	LIQUEURS AND CORDIALS PFL.....	7,456	64,113
	ARUBA.....	150	12,500
	BARBADOS.....	1,947	6,300
	NETHERLAND ANTIL. EXC ARUBA.....	4,438	42,335
	TURKS @ CAICOS ISLANDS.....	921	2,978
2208909000	OTHER SPIRITUOUS BEVERAGES, NESOI PFL.....	134,199	263,478
	BRITISH VIRGIN ISLANDS.....	5,221	10,000
	DOMINICAN REPUBLIC.....	33,640	64,427
	NETHERLAND ANTIL. EXC ARUBA.....	54,340	104,082
	NETHERLANDS.....	40,998	84,969
	RESIDUES AND WASTE FROM THE FOOD INDUSTRIES; PREPARED ANIMAL FEED..... TOTAL		2,697,640
2303100010	CORN GLUTEN FEED, WHETHER OR NOT IN PELLETS T.....	71	10,492
	ARUBA.....	71	10,492
2308908020	CITRUS PULP PELLETS OF A KIND USED IN ANIMAL FEED T.....	19	5,689
	DOMINICAN REPUBLIC.....	19	5,689
2308909000	VEGETABLE MATRLS/WASTE/RESIDUE/BY-PRODUCTS NESOI KG.....	69,951	16,593
	DOMINICAN REPUBLIC.....	69,951	16,593
2309100000	DOG AND CAT FOOD, PUT UP FOR RETAIL SALE KG.....	182,644	136,806
	ARUBA.....	4,409	2,913
	CHINA (TAIWAN).....	37,271	7,900
	DOMINICAN REPUBLIC.....	116,538	105,556
	NETHERLAND ANTIL. EXC ARUBA.....	14,954	16,183
	ST. LUCIA.....	9,472	4,254
2309901020	POULTRY FEEDS, PREPARED T.....	3,131	2,461,021
	ANGUILLA.....	40	7,427
	ARUBA.....	264	92,960
	BARBADOS.....	189	250,754
	BELIZE.....	55	114,000
	BRITISH VIRGIN ISLANDS.....	43	9,736
	DOMINICAN REPUBLIC.....	285	350,877
	GUATEMALA.....	1,236	708,144
	HONG KONG.....	144	89,526
	NETHERLAND ANTIL. EXC ARUBA.....	62	16,340
	TRINIDAD @ TOBAGO.....	813	821,257
2309901040	LIVESTOCK FEED, PREPARED, NESOI T.....	24	20,000
	TRINIDAD @ TOBAGO.....	24	20,000
2309901050	MIXED FEEDS OR MIXED FEED INGREDIENTS, ANML, NESOI T.....	663	28,000
	NETHERLAND ANTIL. EXC ARUBA.....	663	28,000
2309908500	PREPARATIONS USED IN ANIMAL FEEDING NESOI KG.....	68,768	19,039
	ANGUILLA.....	26,672	6,039
	BRITISH VIRGIN ISLANDS.....	29,396	9,640
	NETHERLAND ANTIL. EXC ARUBA.....	12,700	3,360
	TOBACCO AND MANUFACTURED TOBACCO SUBSTITUTES..... TOTAL		57,465,496

TABLE 5 - EXPORTS OF MERCHANDISE FROM PUERTO RICO TO FOREIGN COUNTRIES,  
BY COMMODITY AND COUNTRY OF DESTINATION: FISCAL YEAR 2000

COMM-CODE	COMMODITY AND UNIT OF QUANTITY	QUANTITY	VALUE-\$
2401102020	CONN. SHADE TOBACCO, NOT STEM/STRIP OV 35% WRAPPER	KG	870,598
	CHILE.....	1,125	47,807
	DOMINICAN REPUBLIC.....	869,473	39,996,851
2401102040	TOBACCO NOT STEM/STRIP OVER 35% WRAPPER TOB, NESOI	KG	45,764
	DOMINICAN REPUBLIC.....	45,764	466,426
2401205592	TOB NESOI STEM/STRIP, NOT THRESHED <35% WRAPPR TOB	KG	2,025
	DOMINICAN REPUBLIC.....	2,025	4,746
2401206020	CONN SHADE TOB FROM CIGAR LEAF THRESHED STEM/STRIP	KG	5,141
	UNITED KINGDOM OF GT BRITAIN.....	5,141	52,420
2401206040	TOBACCO NESOI FROM CIGAR LEAF, THRESHED STEM/STRIP	KG	9,452
	NETHERLANDS.....	9,452	36,487
2401208080	TOBACCO NESOI, THRESHED, PARTLY/WHOLLY STEM/STRIP	KG	162
	DOMINICAN REPUBLIC.....	162	7,568
2401309000	TOBACCO REFUSE, NESOI	KG	95,952
	DOMINICAN REPUBLIC.....	95,952	107,184
2402103030	SMALL CIGARS/CHEROOTS/CIGARILLOS WITH TOB <\$ .15 EA	THS	2,870
	DOMINICAN REPUBLIC.....	80	6,425
	GREECE.....	2,790	249,600
2402107000	CIGAR/CHEROOT/CIGARILLO CONTAINING TOBACCO NESOI	THS	5,821
	BARBADOS.....	32	6,668
	CYPRUS.....	1,752	342,000
	DOMINICAN REPUBLIC.....	467	99,415
	GREECE.....	3,161	630,720
	JAPAN.....	361	58,345
	PORTUGAL.....	48	12,876
2402200000	CIGARETTES CONTAINING TOBACCO	THS	1,255,113
	BELGIUM.....	812,039	15,191,418
	CYPRUS.....	339,300	10,188,459
	DOMINICAN REPUBLIC.....	42,961	3,516,201
	HONG KONG.....	6,317	811,939
	JAPAN.....	1,200	95,400
	NETHERLANDS.....	19,488	532,418
	SINGAPORE.....	51,806	27,513
2402900000	CIGAR/CHEROOT/CIGARILLO/CIGS OF TOB SUBSTITITS NESOI	THS	1,490
	GREECE.....	2,361	120,745
	JAPAN.....	2,000	62,400
2403100060	SMOKING TOBACCO, NESOI	KG	361
	ANTIGUA.....	8,031	58,345
	JAPAN.....	801	27,795
		7,230	2,771
	MINERAL PRODUCTS..... TOTAL		25,024
			182,367,613
	SALT; SULFUR; EARTHS AND STONE; PLASTERING MATERIALS, LIME AND CEMENT..... TOTAL		394,531
2505100000	SILICA SANDS AND QUARTZ SANDS, NATURAL	T	167
	IRELAND.....	167	8,100
2507000000	KAOLIN AND OTHER KAOLINIC CLAYS, INCL CALCINED	T	52
	DOMINICAN REPUBLIC.....	52	19,510
2523210000	WHITE PORTLAND CEMENT WHTHR OR NT ART COLORED	T	414
	DOMINICAN REPUBLIC.....	414	35,477
2523290000	PORTLAND CEMENT EXCEPT WHITE PORTLAND CEMENT	T	1,068
	CHINA, PEOPLE'S REP. (MAINLAND).....	1	158,938
	DOMINICAN REPUBLIC.....	1,019	2,653
	GUYANA.....	42	148,606
	MONTSERRAT.....	6	5,000
2530900060	OTHER MINERAL SUBSTANCES NESOI	KG	125,705
	CHILE.....	10,329	2,679
	ISRAEL.....	783	172,506
	PANAMA.....	113,873	6,370
	UNITED KINGDOM OF GT BRITAIN.....	720	30,300
			107,766
			28,070
	ORES, SLAG, AND ASH..... TOTAL		424,221
2611000000	TUNGSTEN ORES AND CONCENTRATES	KG	741
	ECUADOR.....	741	11,478
2620300000	ASH AND RESIDUES CONTAINING MAINLY COPPER	CKG	735
	CANADA.....	735	2,743
2620900000	OTHER ASH AND RESIDUES, NESOI	KG	43,791
			410,000

TABLE 5 - EXPORTS OF MERCHANDISE FROM PUERTO RICO TO FOREIGN COUNTRIES,  
BY COMMODITY AND COUNTRY OF DESTINATION: FISCAL YEAR 2000

COMM-CODE	COMMODITY AND UNIT OF QUANTITY	QUANTITY	VALUE-\$
	BELGIUM.....	43,791	410,000
	MINERALS FUELS, MINERAL OILS AND PRODUCTS OF THEIR DISTILLATION; BITUMINOUS SUBSTANCES; MINERAL WAXES..... TOTAL		181,548,861
2706000000	MINERAL TARS, INCLUDING RECONSTITUTED TARS L	83,533	15,140
	BRITISH VIRGIN ISLANDS.....	49,421	9,000
	GUADELOUPE.....	34,112	6,140
2707300020	O-XYLENE L	68,689,355	24,547,008
	MEXICO.....	31,990,659	11,620,265
	NETHERLANDS.....	36,698,696	12,926,743
2707300030	P-XYLENE L	229,379,689	79,370,499
	BELGIUM.....	11,307,505	3,785,961
	MEXICO.....	188,170,303	65,430,967
	NETHERLANDS.....	5,376,294	1,823,108
	PAKISTAN.....	12,140,501	4,161,710
	REPUBLIC OF KOREA.....	6,311,173	2,404,520
	SPAIN.....	6,073,913	1,764,233
2707500000	OTH AROM HYDCNS 65PCT AO DSTLS A 250DC ASTM D 86 L	621,945	165,230
	COLOMBIA.....	318,000	61,889
	ECUADOR.....	303,945	103,341
2707995010	CARBON BLACK FEEDSTOCK BBL	7,879	126,509
	DOMINICAN REPUBLIC.....	7,879	126,509
2710000505	NO 4 FUEL OIL UN 25 DEG API NT OVER 0.05 PCT SULFR BBL	192	4,600
	SPAIN.....	192	4,600
2710000520	HEAVY FUEL OILS UNDER 25 DEGREES API BBL	1,245,368	24,217,525
	BAHAMAS.....	165,252	3,341,250
	DOMINICAN REPUBLIC.....	530,665	10,111,688
	HONDURAS.....	355,878	6,709,190
	MEXICO.....	149,550	3,285,000
	NETHERLAND ANTIL. EXC ARUBA.....	44,023	770,397
2710000550	OTHER FUEL OILS UNDER 25 DEGREES API NESOI BBL	3,333	106,615
	DOMINICAN REPUBLIC.....	2,457	78,615
	JAMAICA.....	876	28,000
2710001005	LT FUEL OIL 25 DEG API A OVER NT OVR .05 PCT SULFR BBL	575	22,156
	BRITISH VIRGIN ISLANDS.....	575	22,156
2710001007	LT FUEL OIL 25 DEG API A OVER, OVER 0.05 PCT SULFR BBL	396,114	7,423,110
	BRITISH VIRGIN ISLANDS.....	11,366	425,133
	COSTA RICA.....	75,036	1,242,704
	DOMINICAN REPUBLIC.....	111,022	2,800,000
	GRENADA.....	18,000	430,920
	GUYANA.....	20,690	495,319
	NETHERLAND ANTIL. EXC ARUBA.....	160,000	2,029,034
2710001510	LEADED GASOLINE BBL	73,083	1,917,423
	BRITISH VIRGIN ISLANDS.....	267	6,720
	CHINA (TAIWAN).....	71,907	1,883,800
	GUADELOUPE.....	796	22,560
	NETHERLAND ANTIL. EXC ARUBA.....	113	4,343
2710001514	UNLEADED GASOLINE, REFORMULATED BBL	3,551	157,950
	BRITISH VIRGIN ISLANDS.....	3,551	157,950
2710001518	UNLEADED GASOLINE, OTHER BBL	10,990	410,500
	BRITISH VIRGIN ISLANDS.....	7,807	291,411
	GUADELOUPE.....	2,509	91,818
	NETHERLAND ANTIL. EXC ARUBA.....	674	27,271
2710001550	OTHER MOTOR FUELS NESOI BBL	778	24,120
	BRITISH VIRGIN ISLANDS.....	778	24,120
2710002000	KEROSENE, EXC MOTOR FUEL OR BLENDING STOCK BBL	1,300	13,650
	PARAGUAY.....	1,300	13,650
2710002500	NAPHTHAS, EXC MOTOR FUEL OR BLENDING STOCK BBL	71,327	1,782,598
	ARUBA.....	530	21,590
	BARBADOS.....	163	6,100
	BRITISH VIRGIN ISLANDS.....	4,757	198,794
	DOMINICAN REPUBLIC.....	1,567	54,900
	GUADELOUPE.....	184	8,000
	GUYANA.....	216	49,680
	JAPAN.....	62,754	1,406,934
	NETHERLAND ANTIL. EXC ARUBA.....	262	6,100
	ST.CHRISTOPHER-NEVIS.....	850	24,400
	TRINIDAD @ TOBAGO.....	44	6,100

TABLE 5 - EXPORTS OF MERCHANDISE FROM PUERTO RICO TO FOREIGN COUNTRIES,  
BY COMMODITY AND COUNTRY OF DESTINATION: FISCAL YEAR 2000

COMM-CODE	COMMODITY AND UNIT OF QUANTITY	QUANTITY	VALUE-\$
2710003010	AVIATION ENGINE LUBRICATING OILS BBL	620	299,120
	CHILE.....	163	95,040
	DOMINICAN REPUBLIC.....	326	190,080
	JAMAICA.....	131	14,000
2710003020	AUTOMTVE, DSL OR MRNE ENGNE LUB OILS BBL	354,487	22,156,370
	ANGUILLA.....	20	6,000
	ANTIGUA.....	99	12,000
	ARGENTINA.....	11,869	599,970
	ARUBA.....	89	12,200
	BAHAMAS.....	126	13,450
	BARBADOS.....	554	66,880
	BRAZIL.....	13,181	692,029
	BRITISH VIRGIN ISLANDS.....	538	79,594
	CAYMAN ISLANDS.....	282	35,600
	DOMINICA.....	1,995	82,670
	DOMINICAN REPUBLIC.....	29,789	3,273,678
	ECUADOR.....	13,369	444,336
	EL SALVADOR.....	90	13,700
	GUADELOUPE.....	1,229	79,019
	GUATEMALA.....	86	16,000
	GUYANA.....	98	17,000
	HAITI.....	6,851	938,590
	HONDURAS.....	1,309	173,800
	INDIA.....	240,769	13,592,809
	JAMAICA.....	5,436	757,604
	MARTINIQUE.....	4,100	172,686
	NETHERLAND ANTIL. EXC ARUBA.....	258	18,000
	PANAMA.....	180	29,650
	ST. LUCIA.....	21,740	1,003,020
	ST.VINCENT @ THE GRENADINES.....	430	26,085
2710003030	TURBINE LUBRICATING OIL, INCLUDING MARINE BBL	1,521	162,683
	DOMINICAN REPUBLIC.....	1,452	154,000
	GUATEMALA.....	69	8,683
2710003080	OTHER LUBRICATING OILS (EXCEPT GREASES) BBL	11,913	1,074,035
	BAHAMAS.....	411	42,000
	BARBADOS.....	274	28,000
	DOMINICAN REPUBLIC.....	4,814	848,515
	INDIA.....	6,336	149,358
	PANAMA.....	78	6,162
2710003700	GREASES, LUBRICATING, WITH OR W/OUT ADDITIVES BBL	3,714	507,199
	AUSTRALIAN ISLANDS.....	556	34,600
	DOMINICAN REPUBLIC.....	2,822	263,329
	JAPAN.....	305	133,895
	SAUDI ARABIA.....	31	75,375
2710005040	WHITE MINERAL OIL, NOT MEDICINAL GRADE BBL	681	73,682
	INDONESIA.....	7	3,082
	JAPAN.....	640	67,100
	MOROCCO.....	34	3,500
2710005045	INSULATING OR TRANSFORMER OILS BBL	64,137	2,868,912
	INDIA.....	64,137	2,868,912
2710005060	OTH PET OILS & OILS FRM BITUM MNRL,NT CRUDE, NESOI X		2,978,157
	ARUBA.....		5,145
	BELGIUM.....		35,475
	BRITISH VIRGIN ISLANDS.....		149,940
	COSTA RICA.....		18,540
	DOMINICAN REPUBLIC.....		187,800
	GUADELOUPE.....		126,000
	HAITI.....		114,606
	INDIA.....		2,075,368
	ITALY.....		3,735
	JAMAICA.....		154,763
	NETHERLAND ANTIL. EXC ARUBA.....		23,863
	PANAMA.....		65,405
	SPAIN.....		9,517
	UNITED KINGDOM OF GT BRITAIN.....		8,000
2711120000	PROPANE, LIQUEFIED BBL	279	9,434
	ANGUILLA.....	225	6,834
	NETHERLAND ANTIL. EXC ARUBA.....	54	2,600
2711190000	PET GASES A OTH GAS HYDCRBNS LIQ NESOI X		10,000
	AUSTRALIAN ISLANDS.....		10,000



TABLE 5 - EXPORTS OF MERCHANDISE FROM PUERTO RICO TO FOREIGN COUNTRIES,  
BY COMMODITY AND COUNTRY OF DESTINATION: FISCAL YEAR 2000

COMM-CODE	COMMODITY AND UNIT OF QUANTITY	QUANTITY	VALUE-\$
2711290000	PETROL GAS A OTH GAS HYDROCARBONS,GASEOUS, NESOI	X	197,555
	BRITISH VIRGIN ISLANDS.....		197,555
2712100000	PETROLEUM JELLY	KG	123,867
	BELGIUM.....	9,976	23,650
	MOROCCO.....	2,332	7,000
	REPUBLIC OF KOREA.....	665	81,674
	SWITZERLAND.....	4,500	11,543
2712200000	PARAFFIN WAX LESS THAN 0.75 PERCENT OIL	KG	2,512,226
	GERMANY.....	2,479	2,512,226
2712900000	OTHER MINERAL WAXES, NESOI	KG	5,243,524
	GERMANY.....		5,243,524
2713900000	OTH RES OF PET OILS OR BITUMIN OILS	T	2,990,194
	NETHERLAND ANTIL. EXC ARUBA.....	21,961	2,990,194
2715000000	BIT MIX FR NAT ASPH, NAT BIT,PET BIT,MIN TAR OR PT	T	37,270
	ANGUILLA.....	106	24,000
	BRITISH VIRGIN ISLANDS.....	53	3,000
	SURINAME.....	23	10,270
	PRODUCTS OF THE CHEMICAL OR ALLIED INDUSTRIES..... TOTAL		2,352,414,313
	INORGANIC CHEMICALS; ORGANIC OR INORGANIC COMPOUNDS OF PRECIOUS METALS, OF RARE-EARTH METALS, OF RADIOACTIVE ELEMENTS OR OF ISOTOPES..... TOTAL		11,759,477
2801301000	FLORINE	KG	3,070
	REPUBLIC OF KOREA.....	50	3,070
2804210000	ARGON	KM3	30,509
	DOMINICAN REPUBLIC.....	404	30,509
2804400000	OXYGEN	KM3	17,388
	DOMINICAN REPUBLIC.....	217	12,542
	GUADELOUPE.....	147	4,846
2804610000	SILICON CONTAIN BY WT NT < 99.99% OF SILICON	KG	2,700
	DOMINICAN REPUBLIC.....	39	2,700
2804695000	SILICON LESS THAN 99 PERCENT PURE	KG	9,824
	ITALY.....	7,443	9,824
2805110000	SODIUM	KG	2,999
	BAHAMAS.....	20	2,999
2807000000	SULFURIC ACID AND OLEUM	T	19,200
	DOMINICAN REPUBLIC.....	22	19,200
2811210000	CARBON DIOXIDE	T	162,678
	DOMINICAN REPUBLIC.....	629	127,000
	GUADELOUPE.....	579	3,600
	NETHERLAND ANTIL. EXC ARUBA.....	14	32,078
2811290000	INORGANIC OXYGEN COMPOUNDS OF NONMETALS, NESOI	KG	2,810
	DOMINICAN REPUBLIC.....	36	2,810
2822000000	COBALT OXIDE & HYDROXIDE; COMMERCIAL COBALT OXIDES	KG	339,780
	GERMANY.....	8,288	339,780
2826190080	FLUORIDES, NESOI	KG	34,374
	ITALY.....	480	34,374
2827399050	OTHER CHLORIDES, NESOI	KG	13,528
	BRAZIL.....	100	13,528
2829900000	PERCHLORATE; BROMATE, PERBROMATE; IODATE,PERIODATE	KG	2,962
	DOMINICAN REPUBLIC.....	19,238	2,962
2833290000	OTHER SULFATES, NESOI	KG	64,437
	DOMINICAN REPUBLIC.....	75,916	64,437
2834210000	POTASSIUM NITRATES	T	90,925
	BRAZIL.....	139	90,925
2835220000	MONO- OR DISODIUM PHOSPHATES	KG	10,587,275
	FRANCE.....	5,353	10,587,275
2835299050	PHOSPHATES, NESOI	KG	8,160
	DOMINICAN REPUBLIC.....	581	8,160
2835390000	POLYPHOSPHATES, NESOI	KG	2,863
	DOMINICAN REPUBLIC.....	1,727	2,863
2836300000	SODIUM HYDROGENCARBONATE (SODIUM BICARBONATE)	KG	34,283
	BRAZIL.....	89,860	34,283
2843100000	COLLOIDAL PRECIOUS METALS	GM	247,534
	ANTIGUA.....	45,766	18,427
	ARUBA.....	1,157	3,455
		259	

TABLE 5 - EXPORTS OF MERCHANDISE FROM PUERTO RICO TO FOREIGN COUNTRIES,  
BY COMMODITY AND COUNTRY OF DESTINATION: FISCAL YEAR 2000

COMM-CODE	COMMODITY AND UNIT OF QUANTITY	QUANTITY	VALUE-\$
	BAHAMAS.....	193	2,568
	BARBADOS.....	33,026	74,669
	BERMUDA.....	486	6,474
	JAMAICA.....	3,390	45,192
	NETHERLAND ANTIL. EXC ARUBA.....	1,686	22,486
	ST. LUCIA.....	269	3,590
	TRINIDAD @ TOBAGO.....	5,300	70,673
2843300000	GOLD COMPOUNDS KG	74	60,480
	DOMINICAN REPUBLIC.....	74	60,480
2843900000	ORGANIC COMPOUND PRECIOUS METAL; AMALGRAMS, NESOI KG	70	3,682
	JAMAICA.....	70	3,682
2851000000	OTHER INORGANIC COMPOUNDS; LIQ AIR; AMALGAMS, NESOI X		18,016
	NETHERLAND ANTIL. EXC ARUBA.....		5,966
	VENEZUELA.....		12,050
	ORGANIC CHEMICALS..... TOTAL		696,442,159
2901220000	PROPENE (PROPYLENE) KG	70,437	25,875
	DOMINICAN REPUBLIC.....	50,406	14,385
	VENEZUELA.....	20,031	11,490
2902110000	CYCLOHEXANE KG	140,617,602	54,146,300
	BELGIUM.....	75,232,031	27,319,195
	DOMINICAN REPUBLIC.....	411	4,125
	MEXICO.....	32,582,260	15,333,191
	NETHERLANDS.....	32,802,900	11,489,789
2902903010	DODECYLBENZENE KG	634,373	220,400
	NETHERLAND ANTIL. EXC ARUBA.....	634,373	220,400
2902903050	OTHER ALKYL AND POLYALKYL BENZENES KG	1,440	61,947
	ITALY.....	1,366	57,600
	VENEZUELA.....	74	4,347
2902909500	CYCLIC HYDROCARBONS NESOI KG	2,980	359,054
	BELGIUM.....	2,541	352,000
	DOMINICAN REPUBLIC.....	439	7,054
2903110010	CHLOROMETHANE (METHYL CHLORIDE) KG	21,273	8,910
	DOMINICAN REPUBLIC.....	21,273	8,910
2903120000	DICHLOROMETHANE (METHYLENE CHLORIDE) KG	63,157	74,774
	DOMINICAN REPUBLIC.....	46,088	54,774
	TRINIDAD @ TOBAGO.....	17,069	20,000
2903420000	DICHLORODIFLUOROMETHANE (CFC-12) KG	23,182	54,104
	NETHERLANDS.....	23,182	54,104
2904900000	SULFONATED, NITRATED ETC OF HYDROCARBONS ETC KG	443	42,449
	NETHERLANDS.....	443	42,449
2905120050	PROPAN-2-OL KG	5,912	41,432
	DOMINICAN REPUBLIC.....	5,912	41,432
2905320000	PROPYLENE GLYCOL (PROPANE-1,2-DIOL) KG	4,000	13,118
	THAILAND.....	4,000	13,118
2905390000	ACYCLIC DIHYDRIC ALCOHOLS NESOI KG	5,032	3,019
	DOMINICAN REPUBLIC.....	5,032	3,019
2907120000	CRESOLS AND THEIR SALTS KG	37,704	52,019
	JAPAN.....	37,704	52,019
2909191400	METHYL TERTIARY-BUTYL ETHER (MTBE) KG	28,062	9,120
	NETHERLAND ANTIL. EXC ARUBA.....	28,062	9,120
2909191800	ETHERS OF MONOHYDRIC ALCOHOLS, NESOI KG	14,459	342,939
	BAHAMAS.....	705	4,560
	BARBADOS.....	6,666	11,400
	MEXICO.....	2,975	295,059
	NETHERLAND ANTIL. EXC ARUBA.....	4,113	31,920
2909490000	ETHER-ALCOHOLS AND THEIR HALO ETC DERIV NESOI KG	2,268	5,900
	UNITED KINGDOM OF GT BRITAIN.....	2,268	5,900
2909600000	ALCOHOL PEROXIDES, ETHER PEROX, KETONE PEROX ETC KG	1,362	9,129
	DOMINICAN REPUBLIC.....	1,362	9,129
2912120000	ETHANAL (ACETALDEHYDE) KG	132,504	103,815
	UNITED KINGDOM OF GT BRITAIN.....	132,504	103,815
2912190000	ACYCLIC ALDEHYDES WITHOUT OTHER OXY FUNC NESOI KG	58,625	377,596
	GERMANY.....	39,780	304,317
	SWITZERLAND.....	18,845	73,279
2912290000	CYCLIC ALDEHYDES WITHOUT OTHER OXY FUNC NESOI KG	409,309	1,479,055
	GERMANY.....	20,412	86,627
	MEXICO.....	121,300	439,264
	SWITZERLAND.....	267,597	953,164

TABLE 5 - EXPORTS OF MERCHANDISE FROM PUERTO RICO TO FOREIGN COUNTRIES,  
BY COMMODITY AND COUNTRY OF DESTINATION: FISCAL YEAR 2000

COMM-CODE	COMMODITY AND UNIT OF QUANTITY	QUANTITY	VALUE-\$
2912300000	ALDEHYDE-ALCOHOLS KG	22,864	73,279
	SWITZERLAND.....	22,864	73,279
2912490000	ALDEHYDE-ETHERS, ALDEHYDE-PHENOLS ETC NESOI KG	485,242	1,563,301
	GERMANY.....	444,418	1,414,743
	SWITZERLAND.....	40,824	148,558
2914110000	ACETONE (PROPANONE) KG	18,017	9,500
	DOMINICAN REPUBLIC.....	18,017	9,500
2914221000	CYCLOHEXNONE KG	997	2,552
	DOMINICAN REPUBLIC.....	997	2,552
2914290000	CYCLANIC, ETC KETONES WITHOUT OTHER OXY FUNC NESOI KG	8,600	92,000
	FRANCE.....	8,600	92,000
2914500000	KETONE-PHENOLS AND KETONES WITH OTHER OXYGEN FUNCT KG	387	74,651
	UNITED KINGDOM OF GT BRITAIN.....	387	74,651
2914700000	HALO, SULFO, ETC DERIV OF KETONE-ALCOHOLS ETC KG	67	67,200
	REPUBLIC OF KOREA.....	67	67,200
2915290000	OTHER SALTS OF ACETIC ACID KG	4,041	6,780
	DOMINICAN REPUBLIC.....	4,041	6,780
2915310000	ETHYL ACETATE KG	456	2,750
	DOMINICAN REPUBLIC.....	456	2,750
2915900000	SAT ACYCLIC MONOCARBOXY ACIDS AND DERIV NESOI KG	2,614	12,522
	CHINA, PEOPLE'S REP. (MAINLAND).....	2,614	12,522
2916142050	OTHER ESTERS OF METHACRYLIC ACID KG	11,620	72,555
	CHINA, PEOPLE'S REP. (MAINLAND).....	10,379	59,225
	INDIA.....	1,241	13,330
2917125000	OTHER ADIPIC ACID SALTS AND ESTERS(EXC PLASTICIZR) KG	13,986	24,358
	CHINA, PEOPLE'S REP. (MAINLAND).....	13,986	24,358
2918130000	SALTS AND ESTERS OF TARTARIC ACID KG	14,078	28,842
	INDIA.....	14,078	28,842
2918140000	CITRIC ACID KG	50,676	110,094
	BARBADOS.....	50,676	110,094
2918150000	SALTS AND ESTERS OF CITRIC ACID KG	3,204	84,883
	BARBADOS.....	3,204	84,883
2918300000	CARBOXYLIC ACIDS WITH ALDEHYDE OR KETONE FUNC ETC KG	7,781	282,500
	SWITZERLAND.....	7,781	282,500
2918906000	CARBOXYLIC ACIDS WITH ADDITIONAL OXY FUNC NESOI KG	9,450	472,500
	MEXICO.....	9,450	472,500
2921290055	OTHER ACYCLIC POLYAMINES AND DERIV; SALTS THEREOF KG	37,041	15,000
	HONG KONG.....	37,041	15,000
2921490000	AROMATIC MONOAMINES NESOI AND THEIR DERIVATIV KG	175	135,150
	NETHERLANDS.....	8	38,400
	SPAIN.....	167	96,750
2922430000	ANTHRANILIC ACID AND ITS SALTS KG	20,412	80,639
	GERMANY.....	20,412	80,639
2922492000	AROMATIC AMINO-ACIDS ETC FOR USE AS DRUGS KG	2,250	446,413
	BRAZIL.....	107	128,400
	ITALY.....	2,143	318,013
2922493800	AROMATIC AMINO-ACIDS AND THEIR ESTERS ETC NESOI KG	9,897	301,024
	ITALY.....	9,897	301,024
2922498050	AMINO-ACIDS (EXCLUDING AROMATIC) ETC NESOI KG	28,590	2,003,796
	BRAZIL.....	106	126,840
	IRELAND.....	228	50,262
	ITALY.....	1,264	279,094
	REP. OF SOUTH AFRICA.....	26,090	1,534,000
	UNITED ARAB EMIRATES.....	902	13,600
2922504500	AROMATIC AMINO-ALCOHOL-PHENOL, OTH AMINO W OXG ETC KG	305,869	4,570,983
	BRAZIL.....	31,560	130,800
	CHINA (TAIWAN).....	32,935	136,500
	COSTA RICA.....	5,261	416,500
	ECUADOR.....	2,039	170,000
	FRANCE.....	24,116	99,950
	JAPAN.....	2,703	320,577
	LEBANON.....	101	8,000
	PAKISTAN.....	106,110	1,688,000
	REP. OF SOUTH AFRICA.....	34,373	1,248,000
	SPAIN.....	18,096	75,000
	SYRIA.....	28,954	120,000
	THAILAND.....	1,529	82,680
	URUGUAY.....	4,512	18,696
	VENEZUELA.....	13,580	56,280
2922505000	NON-AROMATIC AMINO-COMPOUNDS WITH OXYGEN FUNCTION KG	42,445	682,865

TABLE 5 - EXPORTS OF MERCHANDISE FROM PUERTO RICO TO FOREIGN COUNTRIES,  
BY COMMODITY AND COUNTRY OF DESTINATION: FISCAL YEAR 2000

COMM-CODE	COMMODITY AND UNIT OF QUANTITY	QUANTITY	VALUE-\$
	ARUBA.....	15	5,832
	BRAZIL.....	447	226,890
	ECUADOR.....	98	54,567
	MEXICO.....	32,971	136,500
	NETHERLAND ANTIL. EXC ARUBA.....	4,339	13,076
	PAKISTAN.....	4,575	246,000
2923900000	OTHER QUATERNARY AMMONIUM SALTS AND HYDROXIDES KG	3,248	612,489
	ITALY.....	3,248	612,489
2924100000	ACYCLIC AMIDES AND THEIR DERIV ETC KG	1,388	745,751
	ITALY.....	1,388	745,751
2924297595	AROMATIC CYCLIC AMIDES (INC CYCLIC CARBAMATES) ETC KG	6,903	1,849,374
	ITALY.....	50	5,000
	REPUBLIC OF KOREA.....	5,981	299,824
	TRINIDAD @ TOBAGO.....	432	4,200
	UNITED KINGDOM OF GT BRITAIN.....	440	1,540,350
2924299000	OTHER NON-AROM CYCLIC AMIDES & THEIR DERIV, NESOI KG	46,895	733,091
	ARUBA.....	2,479	34,071
	BARBADOS.....	1,672	26,836
	DOMINICAN REPUBLIC.....	18,795	263,235
	HAITI.....	317	4,830
	JAMAICA.....	4,707	84,766
	NETHERLAND ANTIL. EXC ARUBA.....	15,498	269,456
	TRINIDAD @ TOBAGO.....	3,427	49,897
2925110000	SACCHARIN AND ITS SALTS KG	1,387	3,084
	DOMINICAN REPUBLIC.....	1,387	3,084
2925190000	IMIDES AND THEIR DERIVATIVES (EXC SACHARIN) ETC KG	50	3,175
	CHINA, PEOPLE'S REP. (MAINLAND).....	50	3,175
2925209000	IMINES AND THEIR DERIVATIVES, ETC NESOI KG	448	4,914
	CANADA.....	448	4,914
2926900000	NITRILE FUNCTION COMPOUNDS, NESOI KG	4,952	92,686
	HONG KONG.....	1,229	66,210
	INDONESIA.....	3,723	26,476
2927000000	DIAZO-, AZO-, OR AZOXY-COMPOUNDS KG	18,683	10,851,893
	IRELAND.....	7,514	4,570,843
	SWITZERLAND.....	11,169	6,281,050
2928005000	NON-AROM ORGAN DERIV OF HYDRAZINE ETC (EXC DRUGS) KG	95	3,420
	INDONESIA.....	95	3,420
2929101500	MIXTURES OF 2,4- AND 2,6-TOLUENE DIISOCYANATES KG	17,400	35,910
	TRINIDAD @ TOBAGO.....	17,400	35,910
2931002200	AROMATIC ORGANO-INORGANIC COMPOUNDS USED AS DRUGS KG	1,109	2,493,692
	FRANCE.....	1,109	2,493,692
2931009055	ORGANO-INORGANIC COMPOUNDS NESOI KG	85,303	128,906
	GERMANY.....	85,009	105,369
	ITALY.....	294	23,537
2932110000	TETRAHYDROFURAN KG	673	5,500
	DOMINICAN REPUBLIC.....	673	5,500
2932292000	AROMATIC LACTONES USED AS DRUGS KG	6,181	17,096,556
	COSTA RICA.....	4	18,750
	MOROCCO.....	180	22,800
	NETHERLANDS.....	5,997	17,055,006
2932296000	LACTONES NESOI KG	29,565	10,596,699
	AUSTRALIAN ISLANDS.....	440	1,100,000
	COSTA RICA.....	3,092	263,500
	NETHERLANDS.....	5,409	8,337,285
	PAKISTAN.....	36	100,050
	SWITZERLAND.....	19,693	73,279
	UNITED KINGDOM OF GT BRITAIN.....	895	722,585
2932992000	AROMATIC HETEROCYCLIC PESTICIDES ETC NESOI KG	2,481	162,213
	TURKEY.....	2,481	162,213
2933110000	PHENAZONE (ANTIPYRINE) AND ITS DERIVATIVES KG	300	195,125
	CHINA (TAIWAN).....	40	29,006
	MEXICO.....	140	79,100
	REPUBLIC OF KOREA.....	120	87,019
2933290000	CMPDS CONT AN UNFUSED IMIDAZOLE RING ETC NESOI KG	26,360	17,527,548
	BELGIUM.....	35	23,396
	GERMANY.....	6,746	4,432,384
	IRELAND.....	16,019	10,453,308
	PORTUGAL.....	568	652,454
	SWITZERLAND.....	2,992	1,966,006
2933399050	CMPDS CONT AN UNFUSED PYRIDINE RING ETC NESOI KG	22,719	1,662,266

TABLE 5 - EXPORTS OF MERCHANDISE FROM PUERTO RICO TO FOREIGN COUNTRIES,  
BY COMMODITY AND COUNTRY OF DESTINATION: FISCAL YEAR 2000

COMM-CODE	COMMODITY AND UNIT OF QUANTITY	QUANTITY	VALUE-\$
2933407050	BRAZIL.....	17,022	139,105
	CANADA.....	10	3,026
	IRELAND.....	514	320,135
	PARAGUAY.....	5,173	1,200,000
	CMPDS (EXC PESTICIDES AND DRUGS) CONT A QUINOL ETC KG	3,702	626,329
2933595950	COSTA RICA.....	1,585	259,800
	JAPAN.....	627	113,848
	PARAGUAY.....	1,490	252,681
	DRUGS CONT A PYRIMIDINE OR PIPERAZINE RING ETC KG	1,147	5,317,093
	AUSTRALIAN ISLANDS.....	159	279,465
2933905300	BRAZIL.....	30	52,500
	EGYPT.....	18	181,200
	FINLAND.....	20	292,320
	FRANCE.....	144	2,400,000
	INDONESIA.....	6	7,140
	ITALY.....	510	1,065,348
	MEXICO.....	260	1,039,120
	OTHER CARDIOVASCULAR DRUGS KG	35,634	87,029,036
	AUSTRALIAN ISLANDS.....	2,665	905,115
	AUSTRIA.....	70	905,047
	BRAZIL.....	2,722	11,880,230
	CHINA (TAIWAN).....	351	1,930,750
	CROATIA.....	665	4,063,041
	EGYPT.....	2,201	3,141,637
	FINLAND.....	140	470,400
	FRANCE.....	441	441,700
	GERMANY.....	1,977	2,870,981
	GREECE.....	36	270,000
	HUNGARY.....	50	50,000
	INDONESIA.....	59	240,000
	IRELAND.....	16,230	24,042,328
	JAPAN.....	1,849	1,134,677
	MALAYSIA.....	450	611,700
	MEXICO.....	1,516	6,116,980
	NETHERLANDS.....	1,444	22,620,580
	PAKISTAN.....	306	521,000
	PORTUGAL.....	217	32,350
2933905500	REPUBLIC OF KOREA.....	15	110,000
	RUSSIA.....	1,518	1,670,240
	SAUDI ARABIA.....	63	189,000
	SWITZERLAND.....	190	1,800,000
	SYRIA.....	97	291,000
2933905800	THAILAND.....	299	20,280
	UNITED KINGDOM OF GT BRITAIN.....	63	700,000
	ANALGESICS, ANTIPYRETICS AND NON-HORMONAL ETC KG	3,100	10,757,000
	ITALY.....	3,100	10,757,000
	CLOZAPINE; DROPERIDOL; AND IMIPRAMINE HYDROCHLORID KG	564	330,000
2933907000	GREECE.....	564	330,000
	OTHER DRUGS PRIM AFFECT THE CENT NERV SYSTEM KG	3,729	11,629,996
	FRANCE.....	3,729	11,629,996
2933908200	AROM OR MOD-AROM HETEROCYCLIC CMPDS ETC, NESOI KG	2,510	1,203,092
	CANADA.....	2,006	1,083,678
	UNITED KINGDOM OF GT BRITAIN.....	504	119,414
2934100000	CMPDS CONT AN UNFUSED THIAZOLE RING IN THE STRUCT KG	585	1,010,619
	CANADA.....	480	379,485
	REPUBLIC OF KOREA.....	105	631,134
2934900000	NUCLEIC ACIDS & THER SALTS;HETEROCYCLIC COMP,NESOI KG	2,780	29,092,914
	BELGIUM.....	298	9,168,425
	FRANCE.....	897	14,882,480
	IRELAND.....	1,268	1,962,377
	ITALY.....	251	1,758,372
2935004000	MEXICO.....	66	1,321,260
	SULFONAMIDES USED AS DRUGS KG	5,004	1,263,945
	AUSTRALIAN ISLANDS.....	1,695	587,913
	BELGIUM.....	481	3,773
	FRANCE.....	500	122,000
	MEXICO.....	60	21,000
	NETHERLANDS.....	1,899	465,255
	REPUBLIC OF KOREA.....	100	5,900
	SWITZERLAND.....	269	58,104

TABLE 5 - EXPORTS OF MERCHANDISE FROM PUERTO RICO TO FOREIGN COUNTRIES,  
BY COMMODITY AND COUNTRY OF DESTINATION: FISCAL YEAR 2000

COMM-CODE	COMMODITY AND UNIT OF QUANTITY	QUANTITY	VALUE-\$
2935009550	SULFONAMIDES, EXCLUDING DRUGS KG	231,972	36,291,693
	FRANCE.....	192,727	30,879,532
	INDONESIA.....	30,687	4,651,520
	ITALY.....	50	5,650
	JAPAN.....	2,339	402,400
	MEXICO.....	2,938	90,763
	UNITED KINGDOM OF GT BRITAIN.....	3,231	261,828
2936210000	VITAMINS A AND THEIR DERIVATIVES UNMIXED KG	1,141	16,200
	RUSSIA.....	1,141	16,200
2936270000	VITAMIN C (ASCORBIC ACID) AND ITS DERIVATIVES KG	6,100	18,660
	BARBADOS.....	6,100	18,660
2936299055	OTHER VITAMINS AND THEIR DERIVATIVES, NESOI KG	24,452	87,976
	DOMINICAN REPUBLIC.....	24,373	84,100
	NETHERLANDS.....	79	3,876
2936900000	OTHER INCLUDING NATURAL CONCENTRATES KG	2,056	68,876
	ISRAEL.....	2,056	68,876
2937100000	PITUITARY (ANTERIOR) OR SIMILAR HORMONES GM	135,000	3,147,005
	SWITZERLAND.....	135,000	3,147,005
2937220000	HALOGENATED DERIV OF ADRENAL CORTICAL HORMONES GM	284,560	746,033
	CANADA.....	97,000	24,733
	CHINA (TAIWAN).....	6,001	10,350
	ECUADOR.....	5,000	37,500
	EGYPT.....	48,502	173,300
	GREECE.....	17,003	29,250
	INDONESIA.....	5,001	11,000
	ITALY.....	10,600	127,200
	MEXICO.....	3,200	24,000
	PAKISTAN.....	86,003	189,075
	SAUDI ARABIA.....	4,000	96,000
	SPAIN.....	2,250	23,625
2937290000	ADRENAL CORTICAL HORMONES AND DERIV NESOI GM	49,765	931,909
	BELGIUM.....	11,260	382,734
	BRAZIL.....	7,000	168,000
	ITALY.....	3,000	99,000
	JAPAN.....	2,000	64,000
	SPAIN.....	5,001	36,300
	VENEZUELA.....	21,504	181,875
2937990000	HORMONES AND DERIV NESOI, STEROIDS ETC NESOI GM	802,514	4,788,401
	BRAZIL.....	12,000	25,200
	CHINA (TAIWAN).....	12,001	27,650
	ECUADOR.....	14,507	91,295
	EGYPT.....	96,116	498,685
	FRANCE.....	3,600	43,200
	GERMANY.....	27,000	39,624
	GREECE.....	62,808	180,400
	INDONESIA.....	16,302	118,600
	ITALY.....	258,183	2,176,440
	MOROCCO.....	10,002	105,490
	PAKISTAN.....	128,503	716,360
	PERU.....	7,001	21,800
	SAUDI ARABIA.....	13,001	196,008
	SPAIN.....	11,599	63,569
	SYRIA.....	5,001	30,000
	THAILAND.....	12,003	27,000
	TURKEY.....	38,023	312,264
	VENEZUELA.....	74,864	114,816
2938900000	OTHER GLYCOSIDES, NATURAL OR SYNTHETIC AND DERIV KG	13,179	4,346,058
	BELGIUM.....	780	139,831
	BRAZIL.....	2,225	356,100
	CHINA (TAIWAN).....	250	44,512
	NETHERLANDS.....	9,366	3,728,115
	VENEZUELA.....	558	77,500
2939420000	PSEUDOEPHEDRINE AND THEIR SALTS KG	275	26,127
	CANADA.....	275	26,127
2939900000	VEGETABLE ALKALOIDS, NATURAL OR REPRODUCED NESOI KG	200	694,000
	ITALY.....	200	694,000
2940002000	D-ARABINOSE SUGAR, CHEM PURE EXC (SUCROSE ETC.) KG	18,144	15,604
	EL SALVADOR.....	18,144	15,604
2940006000	SUGARS, CHEM PURE (EXC SUCROSE, LACTOSE, ETC)NESOI KG	4,823	131,034
	GERMANY.....	4,823	131,034

TABLE 5 - EXPORTS OF MERCHANDISE FROM PUERTO RICO TO FOREIGN COUNTRIES,  
BY COMMODITY AND COUNTRY OF DESTINATION: FISCAL YEAR 2000

COMM-CODE	COMMODITY AND UNIT OF QUANTITY	QUANTITY	VALUE-\$
2941106000	PENICILLINS AND THEIR DERIVATIVES ETC NESOI KG	27,360	12,873,420
	AUSTRALIAN ISLANDS.....	490	181,116
	BELGIUM.....	291	1,075,000
	BRAZIL.....	613	320,429
	CHINA (TAIWAN).....	64	24,340
	FRANCE.....	22,310	6,820,100
	GERMANY.....	107	52,998
	INDIA.....	30	69,000
	ITALY.....	2,743	2,814,879
	JAPAN.....	37	300,194
	MEXICO.....	53	26,590
	MOROCCO.....	7	73,186
	PAKISTAN.....	16	4,500
	PERU.....	20	9,000
	SPAIN.....	521	916,698
	TURKEY.....	11	165,058
	VENEZUELA.....	47	20,332
2941205000	STREPTOMYCINS & DERIVATIVES; SALTS THEREOF, NESOI GM	1,532,000	332,269
	ARGENTINA.....	151,000	23,416
	JAPAN.....	757,000	110,192
	PHILIPPINES.....	624,000	198,661
2941300000	TETRACYCLINES AND THEIR DERIVATIVES; SALTS THEREOF GM	343,001	389,634
	PORTUGAL.....	343,001	389,634
2941500000	ERYTHROMYCIN AND ITS DERIVATIVES; SALTS THEREOF GM	450,962,193	251,853,231
	ARGENTINA.....	3,269,770	1,420,202
	AUSTRALIAN ISLANDS.....	3,064,000	1,171,838
	BRAZIL.....	54,000	3,720
	DENMARK.....	122,000	11,830
	EGYPT.....	5,467,001	551,567
	FRANCE.....	18,727,000	11,655,940
	GREECE.....	704,000	54,420
	GUATEMALA.....	1,826,000	189,659
	INDIA.....	9,895,000	498,631
	ITALY.....	83,569,000	62,845,323
	JAPAN.....	164,293,012	63,855,454
	JORDAN.....	212,000	10,370
	MEXICO.....	2,075,000	1,710,504
	NETHERLANDS.....	90,249,660	69,159,208
	PAKISTAN.....	17,533,862	2,418,166
	PHILIPPINES.....	3,252,001	1,396,313
	REPUBLIC OF KOREA.....	224,000	483,048
	SWEDEN.....	717,001	363,198
	SWITZERLAND.....	150,556	85,622
	THAILAND.....	61,000	6,890
	UNITED KINGDOM OF GT BRITAIN.....	45,496,330	33,961,328
2941906000	ANTIBIOTICS NESOI KG	135,028	95,370,039
	ARGENTINA.....	239	70,727
	AUSTRALIAN ISLANDS.....	594	541,319
	BARBADOS.....	21	4,598
	BELGIUM.....	85,234	30,991,423
	BRAZIL.....	6,456	1,485,757
	CANADA.....	6,715	1,152,164
	CHILE.....	10	4,299
	CHINA (TAIWAN).....	247	66,287
	COLOMBIA.....	170	145,986
	ECUADOR.....	295	166,006
	EGYPT.....	1,103	422,945
	FRANCE.....	2,640	1,111,857
	GERMANY.....	526	581,218
	GREECE.....	105	42,199
	HONDURAS.....	9	2,800
	INDIA.....	38	25,000
	INDONESIA.....	568	152,713
	IRELAND.....	338	34,069,448
	ITALY.....	3,518	2,053,739
	JAPAN.....	135	63,168
	MEXICO.....	5,136	2,005,894
	NORWAY.....	670	14,891,019
	PAKISTAN.....	39	15,521
	PANAMA.....	1,671	279,812

TABLE 5 - EXPORTS OF MERCHANDISE FROM PUERTO RICO TO FOREIGN COUNTRIES,  
BY COMMODITY AND COUNTRY OF DESTINATION: FISCAL YEAR 2000

COMM-CODE	COMMODITY AND UNIT OF QUANTITY	QUANTITY	VALUE-\$
	PORTUGAL.....	342	151,240
	REPUBLIC OF KOREA.....	735	320,976
	SAUDI ARABIA.....	158	72,630
	SPAIN.....	4,656	2,420,621
	SWEDEN.....	150	68,860
	SYRIA.....	298	95,700
	THAILAND.....	19	14,597
	UNITED KINGDOM OF GT BRITAIN.....	7,856	1,578,272
	VENEZUELA.....	4,337	301,244
2942000000	ORGANIC COMPOUNDS NESOI KG	527	2,602,582
	DOMINICAN REPUBLIC.....	161	5,984
	FRANCE.....	318	2,558,306
	JAPAN.....	48	38,292
	PHARMACEUTICAL PRODUCTS..... TOTAL		1,202,702,610
3001900000	HEPARIN AND ITS SALTS; OTHER HUMAN OR ANIMAL SUBST KG	101	13,260
	GERMANY.....	101	13,260
3002100060	OTHER BLOOD FRACTIONS NESOI KG	254	99,101
	BARBADOS.....	7	5,585
	NETHERLAND ANTIL. EXC ARUBA.....	236	49,236
	TRINIDAD @ TOBAGO.....	11	44,280
3002200000	VACCINES FOR HUMAN MEDICINE KG	1,578	90,745
	CANADA.....	1,364	85,320
	NETHERLAND ANTIL. EXC ARUBA.....	1	2,597
	TRINIDAD @ TOBAGO.....	213	2,828
3002300000	VACCINES FOR VETRINARY MEDICINE KG	1,017	112,084
	CAYMAN ISLANDS.....	77	15,471
	DOMINICAN REPUBLIC.....	916	93,217
	JAMAICA.....	24	3,396
3002905050	TOXINS, CULTURES OF MICRO-ORGANISMS AND SIM PROD KG	3,035	420,109
	JAPAN.....	934	211,190
	REP. OF SOUTH AFRICA.....	2,101	208,919
3003100000	MEDICAMENTS CONT PENICILLINS OR DERIVATIVES ETC KG	199	16,734
	ARGENTINA.....	75	7,500
	BAHAMAS.....	13	3,000
	NETHERLAND ANTIL. EXC ARUBA.....	111	6,234
3003200000	MEDICAMENTS CONTAINING OTHER ANTIBIOTICS ETC KG	12,749	695,788
	ARUBA.....	521	2,806
	BAHAMAS.....	2,302	23,841
	BARBADOS.....	1,053	7,600
	BERMUDA.....	2,225	8,348
	CHINA (TAIWAN).....	161	541,023
	DOMINICAN REPUBLIC.....	1,085	4,572
	ITALY.....	112	20,334
	JAMAICA.....	1,635	9,637
	NETHERLAND ANTIL. EXC ARUBA.....	745	3,959
	PAKISTAN.....	35	59,232
	TRINIDAD @ TOBAGO.....	2,875	14,436
3003390000	MEDICAMENT CONT HORMONES OR PROD OF HD 2937 ETC X		100,684
	ARUBA.....		4,810
	BARBADOS.....		7,194
	DOMINICAN REPUBLIC.....		5,020
	JAMAICA.....		59,377
	NETHERLAND ANTIL. EXC ARUBA.....		15,927
	TRINIDAD @ TOBAGO.....		8,356
3003900000	OTHER MEDICAMENTS (EXC GOODS OF HDS 3002,3005 ETC) KG	32,280	114,724,709
	ARUBA.....	838	357,580
	BAHAMAS.....	250	37,132
	BARBADOS.....	273	56,183
	BERMUDA.....	239	40,859
	CANADA.....	8,398	3,904,105
	COSTA RICA.....	3,729	30,863
	FRANCE.....	5,362	9,530,753
	GERMANY.....	2,860	607,271
	HAITI.....	73	8,511
	JAMAICA.....	570	124,476
	MEXICO.....	1,154	10,384
	NETHERLAND ANTIL. EXC ARUBA.....	1,478	623,951
	SPAIN.....	679	249,359



TABLE 5 - EXPORTS OF MERCHANDISE FROM PUERTO RICO TO FOREIGN COUNTRIES,  
BY COMMODITY AND COUNTRY OF DESTINATION: FISCAL YEAR 2000

COMM-CODE	COMMODITY AND UNIT OF QUANTITY	QUANTITY	VALUE-\$
	ST.CHRISTOPHER-NEVIS.....	52	3,219
	SWITZERLAND.....	3,511	98,985,920
	TRINIDAD @ TOBAGO.....	313	131,643
	TURKEY.....	2,501	22,500
3004101010	MEDICAMENTS CONT PENICILLIN G SLTS FOR VETRIN USE KG	459	149,022
	PORTUGAL.....	459	149,022
3004101020	PENICILLIN G SALTS(SINGLES) NOT FOR VETERINARY USE KG	49,956	4,103,288
	AUSTRALIAN ISLANDS.....	1,619	151,769
	CHINA (TAIWAN).....	2,498	62,761
	GERMANY.....	4,673	437,144
	HONG KONG.....	73	7,674
	INDIA.....	1,099	101,352
	ITALY.....	13,671	866,835
	MALAYSIA.....	1,152	66,305
	PANAMA.....	839	31,055
	REP. OF SOUTH AFRICA.....	1,574	160,949
	SPAIN.....	3,313	312,062
	THAILAND.....	2,056	275,669
	UNITED KINGDOM OF GT BRITAIN.....	17,389	1,629,713
3004105010	MEDICAMENTS CONTAINING PENICILLINS OR DERIV ETC KG	788	1,182,222
	ITALY.....	788	1,182,222
3004105045	COMBINATION ANTIBIOTICS, NOT FOR VETER USE NESOI KG	72	9,777
	ANTIGUA.....	49	2,666
	DOMINICAN REPUBLIC.....	10	4,300
	HAITI.....	13	2,811
3004105060	MEDICAMENTS CONT PENICILLINS OR STREPTOMYCINS ETC KG	450,147	66,024,101
	ARGENTINA.....	10,148	1,535,131
	ARUBA.....	1,209	6,309
	AUSTRALIAN ISLANDS.....	1,415	160,842
	BARBADOS.....	92	5,280
	BRAZIL.....	4,051	580,666
	CANADA.....	14,368	285,964
	COLOMBIA.....	508	25,789
	DOMINICAN REPUBLIC.....	196	2,676
	FINLAND.....	5,213	3,085,716
	GERMANY.....	9,437	845,993
	INDIA.....	216	23,606
	ISRAEL.....	5,847	812,532
	ITALY.....	119,080	27,185,977
	JAMAICA.....	180	17,553
	JAPAN.....	1,067	260,055
	MALAYSIA.....	36	3,156
	MEXICO.....	891	113,877
	PAKISTAN.....	2,777	190,800
	PANAMA.....	367	52,598
	PHILIPPINES.....	4,444	679,725
	REP. OF SOUTH AFRICA.....	2,056	176,240
	REPUBLIC OF KOREA.....	21	17,430
	SPAIN.....	72,101	7,911,913
	THAILAND.....	1,695	111,779
	UNITED KINGDOM OF GT BRITAIN.....	192,328	21,873,094
	VENEZUELA.....	404	59,400
3004200010	MEDICAMENTS CONT ANTIBIOTICS NESOI, VET USE KG	2,120	822,264
	JAPAN.....	2,120	822,264
3004200020	ERYTHROMYCIN, SINGLES OR IN COMB ETC NOT FOR VET KG	5,786	120,545
	ARUBA.....	183	19,958
	BAHAMAS.....	21	3,026
	BARBADOS.....	838	17,874
	HAITI.....	59	4,639
	JAMAICA.....	4,352	36,071
	NETHERLAND ANTIL. EXC ARUBA.....	135	19,238
	TRINIDAD @ TOBAGO.....	198	19,739
3004200030	TETRACYCLINE, SINGLES OR IN COMB ETC NOT FOR VET KG	29,395	5,575,260
	CHINA (TAIWAN).....	690	84,081
	CYPRUS.....	140	43,050
	EGYPT.....	305	100,800
	GERMANY.....	858	139,276
	ITALY.....	3,447	492,948
	JAMAICA.....	26	3,009
	JAPAN.....	19,289	4,063,407

TABLE 5 - EXPORTS OF MERCHANDISE FROM PUERTO RICO TO FOREIGN COUNTRIES,  
BY COMMODITY AND COUNTRY OF DESTINATION: FISCAL YEAR 2000

COMM-CODE	COMMODITY AND UNIT OF QUANTITY	QUANTITY	VALUE-\$
3004200060	REP. OF SOUTH AFRICA.....	2,627	272,748
	RUSSIA.....	320	37,260
	UNITED KINGDOM OF GT BRITAIN.....	1,693	338,681
	OTHER ANTIBIOTICS NESOI,NOT FOR VETERINARY KG	355,584	33,894,749
	ARGENTINA.....	139	526,491
	ARUBA.....	514	100,694
	BAHAMAS.....	180	34,138
	BARBADOS.....	20	19,800
	BELGIUM.....	15,563	3,616,365
	BERMUDA.....	22	11,596
	BRAZIL.....	667	151,621
	CANADA.....	16,902	1,498,438
	CAYMAN ISLANDS.....	149	16,832
	COSTA RICA.....	126	130,052
	DOMINICAN REPUBLIC.....	48	14,722
	GREECE.....	10	4,268
	GRENADA.....	9	2,640
	HAITI.....	247	13,440
	ISRAEL.....	69	58,655
	ITALY.....	11,172	6,739,275
	JAMAICA.....	1,073	188,768
	JAPAN.....	6,188	1,089,701
	KUWAIT.....	54	9,418
	NETHERLAND ANTIL. EXC ARUBA.....	841	247,303
	PANAMA.....	294,893	18,770,264
	REPUBLIC OF KOREA.....	791	18,671
	SPAIN.....	530	217,371
	ST.VINCENT @ THE GRENADINES.....	6	3,520
	SWITZERLAND.....	971	145,800
	TRINIDAD @ TOBAGO.....	3,917	60,097
	UNITED ARAB EMIRATES.....	483	204,809
3004310000	MEDICAMENTS CONT INSULIN BUT NOT CONT ANTIBIOTICS KG	3,944	365,028
3004320000	JAPAN.....	3,944	365,028
	MEDICAMENTS CONT ADRENAL CORTEX HORMONES ETC KG	20,757	1,520,391
	ARGENTINA.....	61	50,400
	CANADA.....	3,480	293,757
	CHINA (TAIWAN).....	4,036	8,717
	GERMANY.....	8,548	232,536
	ITALY.....	1,782	340,154
	JAPAN.....	519	36,325
	REP. OF SOUTH AFRICA.....	32	5,191
	REPUBLIC OF KOREA.....	2,109	508,651
	SAUDI ARABIA.....	137	32,600
	UNITED ARAB EMIRATES.....	53	12,060
	PROD OF HEAD 2937 ETC,NOT FOR VETERINARY USE,ETC KG	49,419	14,435,409
	ARUBA.....	3	5,181
	BAHAMAS.....	63	4,400
	BARBADOS.....	204	41,550
3004390050	BRAZIL.....	490	272,850
	CANADA.....	19,398	5,599,548
	CZECH REPUBLIC.....	164	57,932
	JAPAN.....	545	524,967
	REP. OF SOUTH AFRICA.....	55	11,500
	SPAIN.....	4,138	1,059,011
	SWITZERLAND.....	9,988	5,359,490
	TRINIDAD @ TOBAGO.....	3	5,400
	UNITED KINGDOM OF GT BRITAIN.....	1,015	507,330
	URUGUAY.....	13,353	986,250
	CARDIOVASCULAR MEDICAMENTS KG	42,377	16,198,856
	BAHAMAS.....	993	11,834
	BARBADOS.....	522	106,216
	GERMANY.....	37,351	15,061,831
	JAMAICA.....	116	42,655
	JAPAN.....	80	358,490
3004400010	NETHERLAND ANTIL. EXC ARUBA.....	29	19,009
	SPAIN.....	2,410	532,883
	TRINIDAD @ TOBAGO.....	876	65,938
	ANTICONVULSANTS, HYPNOTICS AND SEDATIVES KG	20,600	5,031,201
	ARUBA.....	137	32,293
	BAHAMAS.....	238	21,438
3004400020			

TABLE 5 - EXPORTS OF MERCHANDISE FROM PUERTO RICO TO FOREIGN COUNTRIES,  
BY COMMODITY AND COUNTRY OF DESTINATION: FISCAL YEAR 2000

COMM-CODE	COMMODITY AND UNIT OF QUANTITY	QUANTITY	VALUE-\$
	BARBADOS.....	617	35,792
	FRANCE.....	163	9,636
	JAMAICA.....	166	11,489
	JAPAN.....	17,186	4,847,460
	TRINIDAD @ TOBAGO.....	124	38,266
	UNITED KINGDOM OF GT BRITAIN.....	1,969	34,827
3004400030	ANTIDEPRESSANTS, TRANQUILIZERS AND OTHER PSYCH AGT KG	82,849	38,006,258
	BRAZIL.....	9,429	866,141
	CHINA,PEOPLE'S REP.(MAINLAND).....	900	250,459
	COLOMBIA.....	81	64,497
	FRANCE.....	1,421	249,304
	IRELAND.....	33,037	26,183,390
	ITALY.....	1,810	3,621,200
	JAPAN.....	25,329	5,639,984
	MEXICO.....	3,131	634,034
	SINGAPORE.....	287	96,760
	TRINIDAD @ TOBAGO.....	33	20,736
	TURKEY.....	6,756	349,830
	UNITED KINGDOM OF GT BRITAIN.....	136	4,125
	URUGUAY.....	499	25,798
3004400040	OTHER MEDICAMENTS PRIM AFFECTING THE CNS NESOI KG	2,516	552,956
	GERMANY.....	2,516	552,956
3004400050	DERMATOLOGICAL AGENTS AND LOCAL ANESTHETICS KG	4,080	302,403
	MEXICO.....	1,299	93,834
	REP. OF SOUTH AFRICA.....	2,781	208,569
3004400060	MEDICAMENTS AFFECTING EYES,EARS OR RESPIRATORY SYS KG	46,166	3,586,939
	ARUBA.....	3,455	407,221
	BAHAMAS.....	702	68,308
	BARBADOS.....	2,508	227,727
	BELGIUM.....	5,180	650,268
	BRAZIL.....	351	33,882
	DOMINICAN REPUBLIC.....	6,549	84,410
	GUATEMALA.....	1,432	97,334
	GUYANA.....	173	6,890
	IRELAND.....	583	58,824
	JAMAICA.....	1,882	233,988
	JAPAN.....	434	161,819
	NETHERLAND ANTIL. EXC ARUBA.....	8,243	850,725
	PANAMA.....	828	33,012
	SURINAME.....	220	4,910
	TRINIDAD @ TOBAGO.....	6,297	374,725
	TURKEY.....	7,329	292,896
3004400070	OTHER MEDICAMENTS CONTAINING ALKALOIDS ETC KG	11,234	2,428,816
	AUSTRALIAN ISLANDS.....	745	50,285
	BAHAMAS.....	15	10,747
	BARBADOS.....	114	63,609
	BRAZIL.....	264	132,365
	CANADA.....	2,256	501,970
	CAYMAN ISLANDS.....	52	12,401
	CHINA (TAIWAN).....	692	92,922
	JAMAICA.....	24	3,068
	NETHERLAND ANTIL. EXC ARUBA.....	29	15,789
	PANAMA.....	138	23,730
	SAUDI ARABIA.....	819	82,318
	SWEDEN.....	5,605	331,327
	UNITED KINGDOM OF GT BRITAIN.....	481	1,108,285
3004504500	MEDICAMENTS OF HEADING 2936 CONT VITAMINS ETC KG	13,885	221,868
	ARUBA.....	2,104	52,979
	BAHAMAS.....	2,909	16,644
	CAMEROON.....	4	4,355
	CAYMAN ISLANDS.....	154	2,657
	HAITI.....	3,500	14,520
	JAMAICA.....	3,388	32,566
	NETHERLAND ANTIL. EXC ARUBA.....	1,390	71,699
	PORTUGAL.....	156	20,107
	TRINIDAD @ TOBAGO.....	280	6,341
3004505020	SINGLE VITAMINS,NOT COMB WITH MINERLS/NUTRIENTS KG	19,583	223,674
	ARUBA.....	2,371	48,273
	BARBADOS.....	201	4,717
	JAMAICA.....	1,249	16,128

TABLE 5 - EXPORTS OF MERCHANDISE FROM PUERTO RICO TO FOREIGN COUNTRIES,  
BY COMMODITY AND COUNTRY OF DESTINATION: FISCAL YEAR 2000

COMM-CODE	COMMODITY AND UNIT OF QUANTITY	QUANTITY	VALUE-\$
3004505030	MEXICO.....	650	47,655
	NETHERLAND ANTIL. EXC ARUBA.....	9,321	26,233
	TRINIDAD @ TOBAGO.....	5,791	80,668
	MULT VITAMINS COMB WITH MINERLS OR OTHER NUTRIENTS KG	41,152	773,034
	ANTIGUA.....	472	11,673
	ARUBA.....	2,535	56,120
	BARBADOS.....	5,911	64,476
	DOMINICA.....	209	3,591
	DOMINICAN REPUBLIC.....	6,078	187,308
	GRENADA.....	716	12,999
	GUYANA.....	819	14,239
	JAMAICA.....	2,681	118,537
	NETHERLAND ANTIL. EXC ARUBA.....	10,746	87,011
	NETHERLANDS.....	839	19,316
	ST. LUCIA.....	1,026	28,652
	ST. CHRISTOPHER-NEVIS.....	949	15,674
	ST. VINCENT @ THE GRENADINES.....	1,669	29,547
3004505040	SURINAME.....	393	8,814
	TRINIDAD @ TOBAGO.....	6,109	115,077
	MULT VITAMINS NOT COMB WITH MINERLS/NUTRIENTS KG	16,161	214,532
	BARBADOS.....	2,534	9,712
	BERMUDA.....	520	16,197
	DOMINICAN REPUBLIC.....	697	12,319
	GERMANY.....	445	17,058
	JAMAICA.....	3,797	76,383
	NETHERLAND ANTIL. EXC ARUBA.....	6,032	40,479
	TRINIDAD @ TOBAGO.....	2,136	42,384
3004901000	MEDICAMENTS CONT ANTIGENS OR HYALURONIC ACID,ETC KG	311,067	5,441,602
	ANTIGUA.....	966	7,095
	ARUBA.....	48,687	227,354
	BAHAMAS.....	24,545	102,676
	BARBADOS.....	15,062	44,169
	ECUADOR.....	319	7,300
	GRENADA.....	604	3,722
	HAITI.....	65,113	229,450
	JAMAICA.....	49,541	285,716
	JAPAN.....	2,086	3,399,074
	NETHERLAND ANTIL. EXC ARUBA.....	86,836	524,540
	NETHERLANDS.....	115	278,564
	SWITZERLAND.....	458	243,938
	TRINIDAD @ TOBAGO.....	16,735	88,004
	MEDICAMENTS FOR VETERINARY USE IN DOSES/PKG,NESOI KG	97,975	8,484,547
	ARUBA.....	76	13,090
	BAHAMAS.....	33	9,150
	BELGIUM.....	16,666	1,211,504
	CANADA.....	22,042	3,202,346
	CAYMAN ISLANDS.....	4	4,252
3004909003	CHINA (TAIWAN).....	1,707	119,880
	COSTA RICA.....	1,374	95,632
	DOMINICAN REPUBLIC.....	4,543	530,499
	EL SALVADOR.....	2,168	56,518
	FRANCE.....	8,737	625,566
	HONDURAS.....	945	83,622
	IRELAND.....	516	8,262
	ITALY.....	11,656	834,373
	JAMAICA.....	477	64,789
	JAPAN.....	10,633	512,462
	NETHERLAND ANTIL. EXC ARUBA.....	1,092	182,516
	NICARAGUA.....	2,243	76,553
	PANAMA.....	906	77,706
	PORTUGAL.....	452	40,974
	SPAIN.....	2,059	161,800
	TRINIDAD @ TOBAGO.....	170	9,401
	UNITED KINGDOM OF GT BRITAIN.....	9,476	563,652
	SULFONAMIDES IN DOSED/PKG FOR RETAIL SALE, NESOI KG	1,836	196,208
	NETHERLAND ANTIL. EXC ARUBA.....	1,836	196,208
3004909010	OTHER ANTI-INFECTION MEDICAMENTS NESOI KG	13,342	2,488,291
	CANADA.....	12,011	2,265,513
	JAMAICA.....	314	8,866
	SWITZERLAND.....	980	177,912

TABLE 5 - EXPORTS OF MERCHANDISE FROM PUERTO RICO TO FOREIGN COUNTRIES,  
BY COMMODITY AND COUNTRY OF DESTINATION: FISCAL YEAR 2000

COMM-CODE	COMMODITY AND UNIT OF QUANTITY	QUANTITY	VALUE-\$
3004909015	UNITED KINGDOM OF GT BRITAIN.....	37	36,000
	ANTINEOPLASTIC AND IMMUNOSUPPRESSIVE MEDICAMENTS KG	170,056	282,045,401
	ANTIGUA.....	340	84,197
	ARGENTINA.....	842	1,234,414
	ARUBA.....	659	102,819
	AUSTRALIAN ISLANDS.....	226	852,510
	BAHAMAS.....	475	69,563
	BARBADOS.....	187	45,161
	BELGIUM.....	6,980	39,131,820
	BERMUDA.....	379	105,476
	BRAZIL.....	5,838	10,364,777
	CANADA.....	4,659	5,555,143
	CAYMAN ISLANDS.....	277	28,719
	CHINA (TAIWAN).....	3,778	552,752
	CROATIA.....	37	27,480
	DOMINICAN REPUBLIC.....	449	91,131
	ECUADOR.....	2	6,308
	EGYPT.....	931	246,941
	FINLAND.....	346	27,644
	GERMANY.....	2,798	429,474
	GRENADA.....	13	2,943
	GUYANA.....	66	13,705
	HUNGARY.....	2,124	252,706
	IRELAND.....	873	2,466,149
	ISRAEL.....	2,241	4,136,294
	ITALY.....	71,275	133,568,159
	JAMAICA.....	719	160,115
	JAPAN.....	16,756	26,781,227
	JORDAN.....	10	6,000
	MEXICO.....	3,737	6,988,693
	NETHERLAND ANTIL. EXC ARUBA.....	800	233,973
	PANAMA.....	22,450	31,905,084
	PHILIPPINES.....	815	188,312
	REP. OF SOUTH AFRICA.....	3,005	2,130,685
	RUSSIA.....	535	35,138
	SLOVENIA.....	35	17,600
	SPAIN.....	11,888	2,792,954
	SWEDEN.....	795	4,768,593
	SWITZERLAND.....	107	85,654
	TRINIDAD @ TOBAGO.....	836	214,481
	TURKEY.....	945	5,168,219
	UNITED KINGDOM OF GT BRITAIN.....	285	1,053,888
	VENEZUELA.....	543	118,500
3004909020	CARDIOVASCULAR MEDICAMENTS IN DOSES/PKG FR RT SALE KG	273,479	178,026,682
	ARUBA.....	107	98,335
	BAHAMAS.....	21	11,081
	BARBADOS.....	150	37,152
	BELGIUM.....	17,740	4,440,523
	BERMUDA.....	19	16,696
	BRAZIL.....	14,035	713,262
	CANADA.....	189,634	50,951,313
	CHINA (TAIWAN).....	3,516	303,006
	FRANCE.....	34,981	109,856,644
	GERMANY.....	4,484	4,403,515
	HONG KONG.....	2,322	226,600
	JAMAICA.....	97	56,935
	JAPAN.....	540	1,043,500
	MEXICO.....	632	94,752
	NETHERLAND ANTIL. EXC ARUBA.....	193	96,124
	NETHERLANDS.....	746	488,402
	REP. OF SOUTH AFRICA.....	54	53,343
	TRINIDAD @ TOBAGO.....	224	75,096
	UNITED KINGDOM OF GT BRITAIN.....	2,996	4,898,550
	URUGUAY.....	8	9,600
	VENEZUELA.....	980	152,253
3004909025	ANALGESICS, ANTIPYRETICS AND NONHORM ANTI-INFL ETC KG	290,395	113,665,331
	ANTIGUA.....	248	5,358
	ARGENTINA.....	18,717	2,161,997
	ARUBA.....	8,060	206,352
	BAHAMAS.....	691	29,370

TABLE 5 - EXPORTS OF MERCHANDISE FROM PUERTO RICO TO FOREIGN COUNTRIES,  
BY COMMODITY AND COUNTRY OF DESTINATION: FISCAL YEAR 2000

COMM-CODE	COMMODITY AND UNIT OF QUANTITY	QUANTITY	VALUE-\$
	BARBADOS.....	2,695	73,926
	BELGIUM.....	6,075	2,044,904
	BELIZE.....	118	2,546
	BERMUDA.....	492	19,358
	BRAZIL.....	1,838	117,049
	CANADA.....	30,846	1,089,744
	CAYMAN ISLANDS.....	89	2,529
	COLOMBIA.....	50,905	1,225,592
	DOMINICAN REPUBLIC.....	2,098	45,348
	EGYPT.....	2,773	60,000
	FRANCE.....	27,496	10,957,605
	GERMANY.....	2,629	217,097
	GRENADA.....	179	7,640
	GUYANA.....	1	5,768
	HAITI.....	2,506	30,082
	JAMAICA.....	9,723	252,775
	MEXICO.....	23,674	3,298,352
	NETHERLAND ANTIL. EXC ARUBA.....	2,628	170,922
	NETHERLANDS.....	12,543	31,265,957
	PANAMA.....	2,360	103,460
	PHILIPPINES.....	2,171	99,981
	REP. OF SOUTH AFRICA.....	4,935	135,023
	REPUBLIC OF KOREA.....	430	693,163
	SPAIN.....	3,416	73,920
	ST. LUCIA.....	349	2,920
	ST.CHRISTOPHER-NEVIS.....	69	2,995
	SWEDEN.....	976	21,120
	SWITZERLAND.....	20,511	12,126,339
	THAILAND.....	5,530	677,505
	TRINIDAD @ TOBAGO.....	4,124	213,446
	UNITED KINGDOM OF GT BRITAIN.....	38,500	46,225,188
3004909030	ANTICONVULSANTS, HYPNOTICS & SEDATIVES FR RTL SALE KG	13,613	862,801
	ARUBA.....	1,386	84,360
	BAHAMAS.....	172	12,704
	BARBADOS.....	39	13,464
	BERMUDA.....	19	17,944
	IRELAND.....	3,058	385,972
	JAMAICA.....	11	10,569
	MEXICO.....	124	23,333
	NETHERLAND ANTIL. EXC ARUBA.....	1,894	134,922
	TRINIDAD @ TOBAGO.....	360	40,776
	UNITED KINGDOM OF GT BRITAIN.....	6,550	138,757
3004909035	ANTIDEPRESSANTS, TRANQUILIZERS AND OTHER PSYCH AGT KG	125,195	32,429,821
	ARUBA.....	40	2,771
	BAHAMAS.....	209	25,065
	BARBADOS.....	236	15,999
	CANADA.....	63,012	22,784,359
	DOMINICAN REPUBLIC.....	85	4,396
	EGYPT.....	580	30,000
	FINLAND.....	7,675	397,364
	FRANCE.....	15,738	3,295,032
	IRELAND.....	3,427	4,641,551
	ISRAEL.....	81	14,183
	JAMAICA.....	142	20,426
	MEXICO.....	2,636	136,500
	NETHERLAND ANTIL. EXC ARUBA.....	34	2,980
	PANAMA.....	911	360,797
	REPUBLIC OF KOREA.....	754	39,000
	TRINIDAD @ TOBAGO.....	159	10,148
	UNITED KINGDOM OF GT BRITAIN.....	29,476	649,250
3004909040	MEDICAMENTS PRIM AFFECT THE CENT NER SYSTEM,NESOI KG	227,755	62,429,613
	BELGIUM.....	78,549	5,125,809
	BRAZIL.....	517	37,800
	CANADA.....	63,962	45,618,524
	FRANCE.....	46,425	1,851,153
	IRELAND.....	13,969	8,753,659
	PANAMA.....	1,983	146,916
	REP. OF SOUTH AFRICA.....	18,172	729,300
	UNITED KINGDOM OF GT BRITAIN.....	4,178	166,452
3004909045	DERMATOLOGICAL AGENTS AND LOCAL ANESTHETICS ETC. KG	101,000	8,192,622

TABLE 5 - EXPORTS OF MERCHANDISE FROM PUERTO RICO TO FOREIGN COUNTRIES,  
BY COMMODITY AND COUNTRY OF DESTINATION: FISCAL YEAR 2000

COMM-CODE	COMMODITY AND UNIT OF QUANTITY	QUANTITY	VALUE-\$
	ANTIGUA.....	117	4,382
	ARUBA.....	3,639	67,277
	BARBADOS.....	5,676	18,415
	BERMUDA.....	283	2,532
	CANADA.....	529	8,859
	DOMINICAN REPUBLIC.....	675	26,205
	GUYANA.....	148	2,791
	HAITI.....	161	8,463
	JAMAICA.....	3,545	39,369
	JAPAN.....	39,297	4,859,908
	NETHERLAND ANTIL. EXC ARUBA.....	2,212	28,570
	TRINIDAD @ TOBAGO.....	4,913	45,216
	TURKEY.....	17,100	1,143,584
	UNITED KINGDOM OF GT BRITAIN.....	22,705	1,937,051
3004909050	LAXATIVES IN MEAS DOSES/PKG FOR RETAIL SALE, NESOI KG	70,672	4,306,187
	ARUBA.....	1,135	15,512
	BAHAMAS.....	68	3,401
	BELGIUM.....	13,092	2,889,615
	CANADA.....	1,024	19,090
	JAMAICA.....	2,353	49,649
	SWITZERLAND.....	736	34,983
	TRINIDAD @ TOBAGO.....	217	19,453
	UNITED KINGDOM OF GT BRITAIN.....	52,047	1,274,484
3004909055	ANTACIDS IN MEAS DOSES/PKG FOR RETAIL SALE, NESOI KG	316,876	16,688,148
	ANTIGUA.....	390	3,504
	ARUBA.....	16,431	147,871
	BAHAMAS.....	866	11,577
	BARBADOS.....	1,510	13,584
	BERMUDA.....	2,103	18,926
	BRAZIL.....	20,442	184,015
	CAYMAN ISLANDS.....	448	4,026
	CHINA (TAIWAN).....	1,371	12,341
	GRENADA.....	876	7,879
	HAITI.....	1,729	15,552
	HUNGARY.....	4,756	382,638
	ITALY.....	3,764	33,882
	JAMAICA.....	5,946	56,374
	JAPAN.....	108,345	13,208,505
	MEXICO.....	18,359	165,257
	MOROCCO.....	2,156	19,403
	NETHERLAND ANTIL. EXC ARUBA.....	18,749	171,079
	PAKISTAN.....	3,752	33,775
	PHILIPPINES.....	44,617	613,084
	REPUBLIC OF KOREA.....	24,942	443,143
	SPAIN.....	6,966	886,481
	ST. LUCIA.....	374	3,360
	TRINIDAD @ TOBAGO.....	10,293	92,640
	TURKEY.....	17,691	159,252
3004909060	OTHER MEDICAMENTS PRIM AFFECT DIGEST SYS NESOI KG	190,553	16,745,605
	ARGENTINA.....	561	119,380
	ARUBA.....	8,344	102,039
	BARBADOS.....	7,368	7,440
	BELGIUM.....	1,469	141,363
	BRAZIL.....	1,285	91,368
	CANADA.....	5,173	788,373
	DOMINICAN REPUBLIC.....	560	54,778
	FINLAND.....	11,757	1,904,680
	HUNGARY.....	1,208	532,704
	IRELAND.....	1,948	1,296,281
	ITALY.....	701	93,125
	JAMAICA.....	123,266	192,807
	JAPAN.....	3,286	4,755,565
	NETHERLAND ANTIL. EXC ARUBA.....	7,723	59,496
	PANAMA.....	630	12,886
	PORTUGAL.....	814	117,694
	SPAIN.....	13,318	6,119,091
	ST. LUCIA.....	1	4,542
	SWITZERLAND.....	437	20,771
	TRINIDAD @ TOBAGO.....	377	17,793
	TURKEY.....	327	313,429

TABLE 5 - EXPORTS OF MERCHANDISE FROM PUERTO RICO TO FOREIGN COUNTRIES,  
BY COMMODITY AND COUNTRY OF DESTINATION: FISCAL YEAR 2000

COMM-CODE	COMMODITY AND UNIT OF QUANTITY	QUANTITY	VALUE-\$
3004909065	DIURETICS IN MEAS DOSES/PKG FOR RTL SALE, NESOI KG	13,604	1,493,961
	AUSTRALIAN ISLANDS.....	64	6,720
	FRANCE.....	312	86,477
	GERMANY.....	1,254	340,475
	ISRAEL.....	32	6,750
	ITALY.....	705	219,078
	JAPAN.....	5,769	390,455
	MALAYSIA.....	36	3,428
	SAUDI ARABIA.....	139	18,663
	SWEDEN.....	5,000	342,350
	UNITED KINGDOM OF GT BRITAIN.....	293	79,565
3004909070	MEDICAMENT PRIM AFFECT ELECTROLY,CALORIC ETC,NESOI KG	5,136	31,160
	BARBADOS.....	97	2,670
	HAITI.....	1,838	3,511
	JAMAICA.....	2,467	20,119
3004909075	TRINIDAD @ TOBAGO.....	734	4,860
	COUGH AND COLD PREPARATIONS, NESOI KG	203,382	1,784,302
	ARUBA.....	8,968	101,029
	AUSTRALIAN ISLANDS.....	31,416	651,626
	BARBADOS.....	9,281	52,441
	BELIZE.....	868	11,252
	BERMUDA.....	1,409	11,904
	CAYMAN ISLANDS.....	269	3,885
	COSTA RICA.....	3,470	6,300
	DOMINICAN REPUBLIC.....	3,631	39,092
	GRENADA.....	1,100	11,969
	GUYANA.....	1,467	9,194
	HAITI.....	4,206	43,067
	JAMAICA.....	103,904	509,961
	MEXICO.....	1,318	18,725
	NETHERLAND ANTIL. EXC ARUBA.....	6,674	85,477
	PERU.....	4,495	88,766
	SURINAME.....	4,959	15,265
	TRINIDAD @ TOBAGO.....	15,051	115,505
	UNITED ARAB EMIRATES.....	896	8,844
3004909080	ANTIHISTAMINES IN MEAS DOSES /PKG RTAL SALE,NESOI KG	68,806	4,585,687
	ANTIGUA.....	1,756	6,854
	ARGENTINA.....	254	21,490
	ARUBA.....	249	16,587
	BAHAMAS.....	94	5,075
	BRAZIL.....	19,104	1,605,163
	COLOMBIA.....	1,481	131,060
	GRENADA.....	43	3,142
	JAMAICA.....	304	10,534
	JAPAN.....	7,732	655,169
	MALAYSIA.....	514	42,980
	MOROCCO.....	1,858	200,832
	NETHERLAND ANTIL. EXC ARUBA.....	205	12,762
	PERU.....	4,013	87,569
	TRINIDAD @ TOBAGO.....	673	19,712
	TURKEY.....	1,560	241,632
	UNITED KINGDOM OF GT BRITAIN.....	28,048	1,443,040
	VENEZUELA.....	918	82,086
3004909085	OTHER MEDICAMENTS PRIM AFFECT THE EYES, EARS ETC KG	198,834	13,381,174
	ARGENTINA.....	559	33,791
	AUSTRALIAN ISLANDS.....	8,330	626,734
	BARBADOS.....	4,000	21,080
	BELGIUM.....	1,133	115,879
	BRAZIL.....	999	98,201
	CANADA.....	2,411	289,533
	CAYMAN ISLANDS.....	18	3,192
	CHINA,PEOPLE'S REP.(MAINLAND).....	554	35,223
	DENMARK.....	118	7,647
	DOMINICAN REPUBLIC.....	8,721	143,825
	IRELAND.....	6,584	687,676
	ITALY.....	7,717	427,248
	JAPAN.....	97,572	6,760,872
	MEXICO.....	584	33,540
	NETHERLAND ANTIL. EXC ARUBA.....	917	8,362
	NETHERLANDS.....	343	34,327



TABLE 5 - EXPORTS OF MERCHANDISE FROM PUERTO RICO TO FOREIGN COUNTRIES,  
BY COMMODITY AND COUNTRY OF DESTINATION: FISCAL YEAR 2000

COMM-CODE	COMMODITY AND UNIT OF QUANTITY	QUANTITY	VALUE-\$
3004909090	REP. OF SOUTH AFRICA.....	4,413	943,998
	SPAIN.....	9,093	443,045
	SWEDEN.....	42,914	2,557,102
	TRINIDAD @ TOBAGO.....	63	17,991
	TURKEY.....	1,706	82,804
	VENEZUELA.....	85	9,104
	MEDICAMENTS IN MEAS DOSES FOR RETAIL SALE, NESOI KG	1,576,715	89,643,862
	ANTIGUA.....	761	66,784
	ARGENTINA.....	2,352	518,590
	ARUBA.....	44,074	670,206
	AUSTRALIAN ISLANDS.....	695	223,955
	BAHAMAS.....	15,944	434,240
	BARBADOS.....	215,114	755,262
	BELGIUM.....	64,953	3,895,802
	BERMUDA.....	2,438	276,663
	BRAZIL.....	7,171	792,120
	BRITISH VIRGIN ISLANDS.....	120	14,702
	CANADA.....	35,304	7,263,221
	CAYMAN ISLANDS.....	134	31,852
	CHINA (TAIWAN).....	259	110,250
	CHINA, PEOPLE'S REP.(MAINLAND).....	103	3,000
	COLOMBIA.....	5,367	128,817
	CYPRUS.....	47	35,400
	DOMINICAN REPUBLIC.....	409,667	734,197
	EL SALVADOR.....	22	35,926
	FRANCE.....	21,355	35,740,080
	GERMANY.....	631	930,535
	GRENADA.....	383	46,576
	GUYANA.....	19,376	42,603
	HONG KONG.....	346	134,095
	IRELAND.....	51	21,030
	ISRAEL.....	413	360,360
	ITALY.....	125	74,856
	JAMAICA.....	285,863	1,288,532
	JAPAN.....	3,564	4,372,891
	KENYA.....	175	101,031
	MALAYSIA.....	600	308,175
	MICRONESIA.....	109	13,654
	NETHERLAND ANTIL. EXC ARUBA.....	78,667	1,322,466
	NETHERLANDS.....	804	315,383
	PANAMA.....	384	38,473
	PHILIPPINES.....	8,093	374,082
	PORTUGAL.....	1,207	314,292
	REPUBLIC OF KOREA.....	2,076	802,710
	SINGAPORE.....	103	57,584
	SPAIN.....	7,272	4,837,443
	ST. LUCIA.....	945	77,690
	ST. CHRISTOPHER-NEVIS.....	3,460	28,809
	ST. VINCENT @ THE GRENADINES.....	180	14,917
	SWEDEN.....	7,256	434,228
	SWITZERLAND.....	12,455	3,248,170
	THAILAND.....	60	9,375
	TRINIDAD @ TOBAGO.....	253,734	711,282
	TURKEY.....	510	528,810
	UNITED KINGDOM OF GT BRITAIN.....	61,977	17,029,439
	URUGUAY.....	16	73,304
3005100000	ADHESIVE DRESSINGS AND OTHER ARTCL HAVING ADH LAY KG	112,000	2,272,748
	AUSTRIA.....	545	12,465
	CANADA.....	2,997	110,744
	GERMANY.....	71,296	1,617,864
	NETHERLAND ANTIL. EXC ARUBA.....	184	15,224
	REP. OF SOUTH AFRICA.....	405	8,449
	SWITZERLAND.....	454	7,574
3005900000	THAILAND.....	2,018	34,786
	UNITED KINGDOM OF GT BRITAIN.....	34,101	465,642
	WADDING, GAUZE AND SIMILAR ARTICLES ETC NESOI KG	181,571	3,592,917
	AUSTRIA.....	375	7,810
	BELGIUM.....	6,084	83,881
	CANADA.....	460	17,467
	CHILE.....	247	5,656

TABLE 5 - EXPORTS OF MERCHANDISE FROM PUERTO RICO TO FOREIGN COUNTRIES,  
BY COMMODITY AND COUNTRY OF DESTINATION: FISCAL YEAR 2000

COMM-CODE	COMMODITY AND UNIT OF QUANTITY	QUANTITY	VALUE-\$
	DOMINICAN REPUBLIC.....	18,663	201,372
	GERMANY.....	23,873	516,759
	GREECE.....	390	6,662
	INDIA.....	3,052	49,719
	ITALY.....	2,034	60,042
	JAPAN.....	26,773	922,760
	NETHERLAND ANTIL. EXC ARUBA.....	1,680	64,585
	NETHERLANDS.....	1,753	23,941
	PANAMA.....	5,674	72,392
	SPAIN.....	2,295	22,636
	TURKEY.....	288	4,762
	UNITED KINGDOM OF GT BRITAIN.....	8,559	1,067,069
	VENEZUELA.....	79,371	465,404
3006100000	STERILE SURGICAL CATGUT, SIMILAR STERILE MATER ETC KG	94,044	19,888,128
	BRITISH VIRGIN ISLANDS.....	31	2,621
	DOMINICA.....	1,852	257,026
	DOMINICAN REPUBLIC.....	57,945	8,699,183
	NETHERLAND ANTIL. EXC ARUBA.....	56	3,568
	UNITED KINGDOM OF GT BRITAIN.....	34,160	10,925,730
3006200000	BLOOD-GROUPING REAGENTS KG	1,178	1,249,737
	BRAZIL.....	989	828,196
	GERMANY.....	189	421,541
3006300000	OPACIFYING PREPARATIONS FOR X-RAY EXAMINATIONS ETC KG	108,674	5,672,673
	ARGENTINA.....	15,252	324,996
	AUSTRALIAN ISLANDS.....	711	654,685
	BARBADOS.....	2	3,164
	BRAZIL.....	61,046	2,341,666
	CANADA.....	238	15,159
	MEXICO.....	329	42,663
	NORWAY.....	13,195	1,765,563
	UNITED KINGDOM OF GT BRITAIN.....	17,735	471,249
	URUGUAY.....	166	53,528
3006400000	DENTAL CEMENTS AND OTHER DENTAL FILLINGS ETC KG	3,287	407,261
	GERMANY.....	3,099	381,694
	UNITED KINGDOM OF GT BRITAIN.....	188	25,567
3006500000	FIRST-AID BOXES AND KITS KG	29,508	311,409
	ARGENTINA.....	3,886	43,340
	AUSTRALIAN ISLANDS.....	9,188	102,462
	FRANCE.....	2,691	10,456
	IRELAND.....	9,480	105,728
	ITALY.....	2,063	23,000
	NETHERLAND ANTIL. EXC ARUBA.....	107	3,088
	TRINIDAD @ TOBAGO.....	2,093	23,335
3006600000	CHEMICAL CONTRACEPTIVE PREPS BASED ON HORMONES ETC KG	185,015	14,368,925
	ARGENTINA.....	51	43,610
	AUSTRALIAN ISLANDS.....	347	253,687
	BANGLADESH.....	62,580	2,204,496
	BARBADOS.....	137	3,369
	CANADA.....	11,925	2,474,885
	CHINA, PEOPLE'S REP. (MAINLAND).....	1,121	310,068
	COLOMBIA.....	113	9,612
	FRANCE.....	758	178,749
	GHANA.....	7,019	220,412
	IRELAND.....	11,560	4,763,505
	JAMAICA.....	203	7,270
	JAPAN.....	22,836	1,797,252
	PHILIPPINES.....	35,636	1,118,953
	SWITZERLAND.....	304	14,052
	UNITED KINGDOM OF GT BRITAIN.....	122	3,000
	URUGUAY.....	31	15,479
	ZIMBABWE.....	30,272	950,526
	FERTILIZERS..... TOTAL		12,500
3100000000	FERTILIZERS A FERT MATERIALS X		12,500
	BRITISH VIRGIN ISLANDS.....		7,500
	VENEZUELA.....		5,000

TABLE 5 - EXPORTS OF MERCHANDISE FROM PUERTO RICO TO FOREIGN COUNTRIES,  
BY COMMODITY AND COUNTRY OF DESTINATION: FISCAL YEAR 2000

COMM-CODE	COMMODITY AND UNIT OF QUANTITY	QUANTITY	VALUE-\$
	TANNING OR DYEING EXTRACTS; TANNINS AND THEIR DERIVATIVES; DYES, PIGMENTS AND OTHER COLORING MATTER ; PAINTS AND VARNISHES; PUTTY AND OTHER MASTICS; INKS..... TOTAL		8,473,577
3201900000	TANNING EXTRACTS OF VEGETABLE ORIGIN, NESOI KG	308	6,192
	NETHERLAND ANTIL. EXC ARUBA.....	308	6,192
3203000000	COLORING MATTER OF VEGETABLE OR ANIMAL ORIGIN KG	2,141	15,141
	BRITISH VIRGIN ISLANDS.....	172	2,588
	DOMINICAN REPUBLIC.....	1,969	12,553
3205000050	COLOR LAKES & PREPS, IN NOTE 3 TO THIS CHAP, NESOI KG	660	19,324
	YEMEN.....	660	19,324
3206110000	PIGMNTS\PREPS CONT =>80% TITANIUM DIOXIDE, DRY WT KG	32,001	32,000
	CHILE.....	32,001	32,000
3206496000	OTHER COLORING MATTER AND OTHER PREPARATION, NESOI KG	227	3,620
	CANADA.....	227	3,620
3207200000	VITRIFIABLE ENAMELS & GLAZES,ENGOBES(SLIPS),ETC KG	3,110	2,902,270
	BELGIUM.....	29	8,847
	DENMARK.....	26	8,780
	FRANCE.....	44	129,825
	GERMANY.....	407	1,588,962
	HONG KONG.....	428	65,652
	IRELAND.....	875	121,428
	JAPAN.....	665	376,047
	MEXICO.....	26	2,742
	SINGAPORE.....	11	146,740
	UNITED KINGDOM OF GT BRITAIN.....	597	435,913
	VENEZUELA.....	2	17,334
3207300000	LIQUID LUSTRES AND SIMILAR PREPARATIONS KG	1,030	1,456,436
	DOMINICA.....	13	5,000
	DOMINICAN REPUBLIC.....	5	4,201
	GERMANY.....	213	852,620
	JAPAN.....	51	108,665
	MEXICO.....	116	32,598
	NETHERLAND ANTIL. EXC ARUBA.....	33	10,565
	UNITED KINGDOM OF GT BRITAIN.....	599	442,787
3207400000	GLASS FRIT & OTH GLASS, IN FORM OF POWDER/FLAKES KG	1,843	20,773
	DOMINICAN REPUBLIC.....	1,594	5,305
	JAPAN.....	41	10,164
	UNITED KINGDOM OF GT BRITAIN.....	208	5,304
3208100000	PAINTS & VARNISHES,IN NONAQUEOUS MEDIUM,POLYESTERS L	22,521	140,379
	ANTIGUA.....	570	3,130
	ARUBA.....	6,649	36,549
	BARBADOS.....	6,202	50,670
	HAITI.....	513	2,819
	NETHERLAND ANTIL. EXC ARUBA.....	7,962	43,775
	ST. LUCIA.....	625	3,436
3208200000	PAINTS & VARNISHES,NONAQUEUS,ACRYLIC/VINYL POLYMER L	299,862	673,155
	ANGUILLA.....	4,061	13,498
	ARUBA.....	8,304	21,665
	BRITISH VIRGIN ISLANDS.....	2,731	11,200
	COSTA RICA.....	43,839	120,501
	DOMINICAN REPUBLIC.....	111,965	209,595
	GUADELOUPE.....	5,188	19,876
	HAITI.....	9,266	10,661
	JAMAICA.....	65,142	165,238
	NETHERLAND ANTIL. EXC ARUBA.....	25,826	61,313
	PANAMA.....	2,799	8,751
	ST. LUCIA.....	18,395	19,041
	VENEZUELA.....	2,346	11,816
3208900000	PAINTS & VARNISHES,IN NONAQUEUS MEDIUM,NESOI L	427,651	2,472,079
	ANGUILLA.....	821	2,756
	ARGENTINA.....	2,462	20,569
	ARUBA.....	4,142	14,268
	BARBADOS.....	17,553	291,967
	BRITISH VIRGIN ISLANDS.....	13,217	136,125
	COSTA RICA.....	92,774	397,999
	DOMINICAN REPUBLIC.....	67,415	443,066
	GUATEMALA.....	12,261	72,594

TABLE 5 - EXPORTS OF MERCHANDISE FROM PUERTO RICO TO FOREIGN COUNTRIES,  
BY COMMODITY AND COUNTRY OF DESTINATION: FISCAL YEAR 2000

COMM-CODE	COMMODITY AND UNIT OF QUANTITY	QUANTITY	VALUE-\$
	GUYANA.....	1,915	11,340
	HAITI.....	3,951	5,976
	HONDURAS.....	4,995	33,891
	JAMAICA.....	111,356	467,831
	MEXICO.....	4,924	36,228
	MONTSERRAT.....	2,447	13,454
	NETHERLAND ANTIL. EXC ARUBA.....	18,745	134,718
	PANAMA.....	16,705	98,117
	ST. LUCIA.....	969	3,936
	ST.CHRISTOPHER-NEVIS.....	326	3,819
	TRINIDAD @ TOBAGO.....	42,808	257,383
	URUGUAY.....	2,642	21,658
	VENEZUELA.....	5,223	4,384
3209100000	PAINTS & VARNISHES,AQUEUS, ACRYLIC OR VINYL POLYMR L	4,555	27,794
	DOMINICAN REPUBLIC.....	4,555	27,794
3209900000	PAINTS & VARNISHES,IN AN AQUEOUS MEDIUM, NESOI L	21,244	136,317
	COSTA RICA.....	11,854	76,264
	DOMINICAN REPUBLIC.....	7,491	49,613
	ITALY.....	1,899	10,440
3210000000	OTHER PAINTS & VARNISH,PREP WATER PIGMTS FOR LETHR L	35,378	201,587
	ANGUILLA.....	11,464	69,183
	ARUBA.....	1,426	7,835
	BARBADOS.....	1,153	14,657
	BRITISH VIRGIN ISLANDS.....	3,167	17,407
	NETHERLAND ANTIL. EXC ARUBA.....	18,168	92,505
3212100000	STAMPING FOILS M2	1	19,008
	ARGENTINA.....	1	19,008
3212900050	PIGMENTS,NONAQUEUS,OTH COLORING MAT,RETAIL,NESOI KG	779	29,406
	COLOMBIA.....	779	29,406
3214100010	CAULKING COMPOUNDS KG	7,114	35,000
	DOMINICAN REPUBLIC.....	7,114	35,000
3214100020	MASTICS; EXCEPT CAULKING COMPOUNDS KG	1,234	9,899
	GUATEMALA.....	828	4,723
	NETHERLAND ANTIL. EXC ARUBA.....	406	5,176
3214100090	PAINTERS' FILLINGS KG	2,821	7,772
	BRITISH VIRGIN ISLANDS.....	545	3,960
	MEXICO.....	2,276	3,812
3214905000	GLAZERS' PUTTY,ETC, NESOI KG	8,651	152,894
	MEXICO.....	8,651	152,894
3215110010	PRINTING INK,BLACK, NEWS KG	26,966	27,017
	DOMINICAN REPUBLIC.....	26,966	27,017
3215110060	PRINTING INK, BLACK, NESOI KG	17,336	21,785
	DOMINICAN REPUBLIC.....	17,336	21,785
3215190060	PRINTING INK, OTHER THAN BLACK, NESOI KG	34,295	54,945
	DOMINICAN REPUBLIC.....	34,038	42,773
	JAPAN.....	257	12,172
3215905000	INK,NESOI KG	800	8,784
	UNITED KINGDOM OF GT BRITAIN.....	800	8,784
	ESSENTIAL OILS AND RESINOIDS; PERFUMERY, COSMETIC OR TOILET PREPARATIONS..... TOTAL		23,778,728
3301110000	ESSENTIAL CITRUS FRUIT OILS OF BERGAMOT KG	274	23,041
	JAPAN.....	274	23,041
3301296000	ESSENTIAL OILS, EXC THOSE OF CITRUS FRUIT, NESOI KG	1,513	208,175
	REP. OF SOUTH AFRICA.....	1,513	208,175
3302100000	MIXTURES ODORIFEROUS SUBSTANCE USE FOOD/ DRINK IND KG	103,661	2,199,035
	BARBADOS.....	83,908	1,930,772
	DOMINICAN REPUBLIC.....	18,182	18,453
	REP. OF SOUTH AFRICA.....	1,571	249,810
3302900010	PERFUME OIL BLENDS, PROD USE FINISHED PERFUME BASE KG	26,591	71,065
	FRANCE.....	162	3,173
	HONG KONG.....	396	5,000
	NICARAGUA.....	26,033	62,892
3303000000	PERFUMES AND TOILET WATERS KG	197,845	2,974,389
	ANTIGUA.....	5,610	18,669
	ARUBA.....	39,536	905,361
	BAHAMAS.....	234	5,163
	BARBADOS.....	1,967	27,112

TABLE 5 - EXPORTS OF MERCHANDISE FROM PUERTO RICO TO FOREIGN COUNTRIES,  
BY COMMODITY AND COUNTRY OF DESTINATION: FISCAL YEAR 2000

COMM-CODE	COMMODITY AND UNIT OF QUANTITY	QUANTITY	VALUE-\$
	BRITISH VIRGIN ISLANDS.....	262	11,770
	DOMINICAN REPUBLIC.....	27,183	283,763
	FRANCE.....	297	14,490
	GUADELOUPE.....	5,601	27,584
	JAMAICA.....	587	14,157
	NETHERLAND ANTIL. EXC ARUBA.....	63,644	926,227
	PANAMA.....	4,556	107,273
	ST. LUCIA.....	1,320	15,680
	TRINIDAD @ TOBAGO.....	7,615	57,303
	UNITED ARAB EMIRATES.....	32,169	501,282
	URUGUAY.....	7,264	58,555
3304100000	LIP MAKE-UP PREPARATIONS.....X		865,988
	ARUBA.....		34,104
	BAHAMAS.....		5,058
	BARBADOS.....		4,316
	BRITISH VIRGIN ISLANDS.....		149,893
	DOMINICAN REPUBLIC.....		93,423
	EL SALVADOR.....		12,148
	FRANCE.....		34,756
	GRENADA.....		7,148
	HONDURAS.....		36,450
	HONG KONG.....		127,322
	JAMAICA.....		9,959
	NETHERLAND ANTIL. EXC ARUBA.....		140,525
	PANAMA.....		44,976
	PERU.....		33,729
	ST. LUCIA.....		61,706
	ST.VINCENT @ THE GRENADINES.....		22,457
	TRINIDAD @ TOBAGO.....		26,431
	URUGUAY.....		21,587
3304200000	EYE MAKE-UP PREPARATIONS.....X		124,125
	ARUBA.....		18,849
	BAHAMAS.....		2,838
	EL SALVADOR.....		18,233
	GUYANA.....		14,683
	HONDURAS.....		6,260
	JAMAICA.....		9,293
	NETHERLAND ANTIL. EXC ARUBA.....		15,462
	PANAMA.....		31,510
	PERU.....		4,368
	ST. LUCIA.....		2,629
3304300000	MANICURE OR PEDICURE PREPARATIONS.....X		224,468
	ARUBA.....		4,330
	ECUADOR.....		64,721
	GERMANY.....		37,195
	NETHERLAND ANTIL. EXC ARUBA.....		8,242
	PANAMA.....		22,444
	PERU.....		78,306
	TRINIDAD @ TOBAGO.....		2,707
	URUGUAY.....		6,523
3304910050	MAKE-UP POWDER, WHETHER/NT COMPRESSED, NESOI.....X		1,860,063
	ANTIGUA.....		8,756
	ARUBA.....		357,999
	BAHAMAS.....		7,111
	BARBADOS.....		31,773
	BOLIVIA.....		71,316
	BRITISH VIRGIN ISLANDS.....		4,220
	DOMINICAN REPUBLIC.....		2,740
	ECUADOR.....		24,077
	EL SALVADOR.....		177,326
	FRANCE.....		4,304
	GRENADA.....		11,619
	HONDURAS.....		69,203
	JAMAICA.....		81,655
	NETHERLAND ANTIL. EXC ARUBA.....		237,722
	PANAMA.....		442,972
	PERU.....		24,957
	ST. LUCIA.....		28,113
	TRINIDAD @ TOBAGO.....		185,453
	URUGUAY.....		88,747

TABLE 5 - EXPORTS OF MERCHANDISE FROM PUERTO RICO TO FOREIGN COUNTRIES,  
BY COMMODITY AND COUNTRY OF DESTINATION: FISCAL YEAR 2000

COMM-CODE	COMMODITY AND UNIT OF QUANTITY	QUANTITY	VALUE-\$
3304995000	BEAUTY & SKIN CARE PREPARATION, NESOI	X	1,218,350
	ARGENTINA.....		21,330
	ARUBA.....		113,329
	AUSTRALIAN ISLANDS.....		30,470
	BAHAMAS.....		8,110
	BARBADOS.....		22,980
	BOLIVIA.....		8,453
	BRAZIL.....		129,903
	BRITISH VIRGIN ISLANDS.....		30,044
	CANADA.....		3,090
	CHILE.....		12,245
	CHINA (TAIWAN).....		3,738
	DOMINICAN REPUBLIC.....		132,805
	EL SALVADOR.....		15,133
	FRANCE.....		128,306
	GERMANY.....		20,733
	HONDURAS.....		2,861
	ITALY.....		27,297
	MALAYSIA.....		3,666
	NETHERLAND ANTIL. EXC ARUBA.....		124,700
	NETHERLANDS.....		4,950
	PANAMA.....		33,977
	PERU.....		50,400
	PORTUGAL.....		14,008
	SPAIN.....		7,820
	SWITZERLAND.....		9,512
	TRINIDAD @ TOBAGO.....		55,596
	UNITED KINGDOM OF GT BRITAIN.....		187,810
	URUGUAY.....		15,084
3305100000	SHAMPOOS	X	2,600,637
	ANTIGUA.....		4,200
	ARGENTINA.....		1,135,109
	ARUBA.....		108,580
	AUSTRALIAN ISLANDS.....		236,654
	BAHAMAS.....		6,652
	BARBADOS.....		38,337
	BRITISH VIRGIN ISLANDS.....		5,980
	DOMINICA.....		3,854
	DOMINICAN REPUBLIC.....		141,543
	ECUADOR.....		14,507
	GRENADA.....		3,824
	GUADELOUPE.....		4,106
	HAITI.....		30,672
	JAMAICA.....		28,770
	MEXICO.....		39,528
	NETHERLAND ANTIL. EXC ARUBA.....		57,712
	PANAMA.....		3,734
	PERU.....		80,113
	SPAIN.....		337,600
	ST. LUCIA.....		3,880
	TRINIDAD @ TOBAGO.....		35,597
	URUGUAY.....		279,685
3305900000	PREPARATIONS FOR USE ON THE HAIR, NESOI	KG	623,753
	ARGENTINA.....	16,664	125,696
	ARUBA.....	17,061	87,609
	BAHAMAS.....	1,228	7,394
	BARBADOS.....	5,828	23,929
	BRAZIL.....	16,517	142,053
	BRITISH VIRGIN ISLANDS.....	1,471	3,187
	CANADA.....	506	8,951
	CHILE.....	1,354	15,280
	DOMINICAN REPUBLIC.....	52,628	64,269
	ECUADOR.....	2,617	12,351
	HONDURAS.....	186	5,056
	JAMAICA.....	2,788	3,080
	MEXICO.....	198,077	1,408,918
	NETHERLAND ANTIL. EXC ARUBA.....	53,585	296,570
	NETHERLANDS.....	5,416	41,071
	PANAMA.....	9,327	59,819
	PERU.....	1,988	4,320

TABLE 5 - EXPORTS OF MERCHANDISE FROM PUERTO RICO TO FOREIGN COUNTRIES,  
BY COMMODITY AND COUNTRY OF DESTINATION: FISCAL YEAR 2000

COMM-CODE	COMMODITY AND UNIT OF QUANTITY	QUANTITY	VALUE-\$
	SPAIN.....	20,156	119,016
	ST. LUCIA.....	223	3,767
	THAILAND.....	15,152	92,859
	TRINIDAD @ TOBAGO.....	7,998	56,792
	UNITED KINGDOM OF GT BRITAIN.....	191,774	2,093,200
	URUGUAY.....	1,209	9,534
3306100000	DENTIFRICES.....X		722,470
	ARGENTINA.....		452,644
	CANADA.....		73,071
	DOMINICAN REPUBLIC.....		90,124
	GERMANY.....		83,197
	JAMAICA.....		10,000
	UNITED KINGDOM OF GT BRITAIN.....		10,000
	URUGUAY.....		3,434
3306200000	YARN USED TO CLEAN BETWEEN THE TEETH (DENTAL FLOSS).....X		140,957
	BRAZIL.....		93,481
	DOMINICAN REPUBLIC.....		47,476
3306900000	PREPARATIONS FOR ORAL/DENTAL HYGIENE, NESOI.....KG	610,226	3,388,522
	ANTIGUA.....	4,535	31,871
	ARGENTINA.....	37,657	378,720
	ARUBA.....	36,959	249,435
	BAHAMAS.....	13,119	29,335
	BARBADOS.....	39,581	206,415
	BERMUDA.....	6,791	26,573
	BRAZIL.....	13,648	181,259
	CANADA.....	1,008	14,674
	CAYMAN ISLANDS.....	5,949	29,739
	DOMINICA.....	2,422	10,127
	DOMINICAN REPUBLIC.....	71,170	131,554
	GRENADA.....	13,373	64,431
	GUYANA.....	26,042	66,048
	HAITI.....	2,649	17,108
	ITALY.....	49,551	378,376
	JAMAICA.....	169,795	899,626
	MEXICO.....	1,098	12,930
	NETHERLAND ANTIL. EXC ARUBA.....	51,719	308,433
	ST. LUCIA.....	7,386	35,395
	ST. CHRISTOPHER-NEVIS.....	6,972	39,205
	ST. VINCENT @ THE GRENADINES.....	1,644	9,128
	SURINAME.....	3,219	12,151
	TRINIDAD @ TOBAGO.....	42,485	234,136
	URUGUAY.....	1,454	21,853
3307100000	PRE-SHAVE, SHAVING OR AFTER-SHAVE PREPARATIONS.....X		542,810
	ARUBA.....		96,340
	BARBADOS.....		14,118
	DOMINICAN REPUBLIC.....		4,406
	GUYANA.....		7,583
	JAMAICA.....		66,886
	NETHERLAND ANTIL. EXC ARUBA.....		264,604
	SURINAME.....		2,867
	TRINIDAD @ TOBAGO.....		86,006
3307200000	PERSONAL DEODORANTS AND ANTIPERSPIRANTS.....X		928,182
	ANTIGUA.....		7,642
	ARUBA.....		74,447
	BARBADOS.....		99,120
	BOLIVIA.....		42,893
	DOMINICA.....		3,586
	DOMINICAN REPUBLIC.....		52,554
	GRENADA.....		27,663
	GUYANA.....		15,651
	JAMAICA.....		122,785
	MEXICO.....		30,437
	NETHERLAND ANTIL. EXC ARUBA.....		31,099
	NEW ZEALAND ISLANDS.....		3,028
	PANAMA.....		6,808
	PERU.....		56,739
	ST. LUCIA.....		6,770
	ST. CHRISTOPHER-NEVIS.....		11,354
	SURINAME.....		11,796
	TRINIDAD @ TOBAGO.....		311,270

TABLE 5 - EXPORTS OF MERCHANDISE FROM PUERTO RICO TO FOREIGN COUNTRIES,  
BY COMMODITY AND COUNTRY OF DESTINATION: FISCAL YEAR 2000

COMM-CODE	COMMODITY AND UNIT OF QUANTITY	QUANTITY	VALUE-\$
	URUGUAY.....		12,540
3307300000	PERFUMED BATH SALTS AND OTHER BATH PREPARATIONS KG	11,375	103,628
	ARUBA.....	8,155	86,223
	BARBADOS.....	1,179	11,885
	TRINIDAD @ TOBAGO.....	2,041	5,520
3307900000	PERFUMERY, COSMETIC OR TOILET PREPARATIONS, NESOI X		898,102
	ARUBA.....		35,189
	CANADA.....		52,380
	DENMARK.....		4,879
	DOMINICAN REPUBLIC.....		68,672
	GUADELOUPE.....		30,750
	ITALY.....		67,309
	NETHERLANDS.....		180,669
	PANAMA.....		127,000
	SPAIN.....		106,002
	SWEDEN.....		45,423
	UNITED KINGDOM OF GT BRITAIN.....		8,491
	VENEZUELA.....		171,338
	SOAP, ORGANIC SURFACE-ACTIVE AGENTS, WASHING PREPARATIONS, LUBRICATING PREPARATIONS, ARTIFICIAL WAXES, PREPARED WAXES, POLISHING OR SCOURING PREPARATIONS, CANDLES AND SIMILAR ARTICLES , MODELING PASTES, DENTAL WAXES AND DENTAL PREPARATIONS WITH A BASIS OF PLASTER.....	TOTAL	5,361,266
			2,553,266
3401110000	SOAP & OTH ORGANIC SURF ACT PROD, TOILET USE, BARS KG	13,657	65,180
	BARBADOS.....	2,003	8,294
	MEXICO.....	10,837	52,586
	NETHERLAND ANTIL. EXC ARUBA.....	817	4,300
3401190000	SOAP & OTH ORGN SURF ACT PROD NOT TOILET USE,BARS KG	32,983	15,544
	DOMINICAN REPUBLIC.....	19,271	9,044
	MEXICO.....	13,712	6,500
3401200000	SOAP IN OTHER FORMS KG	8,762	16,859
	DOMINICAN REPUBLIC.....	8,762	16,859
3402130000	NONIONIC ORGANIC SURFACE-ACTIVE AGENTS KG	100,516	168,364
	DOMINICAN REPUBLIC.....	100,516	168,364
3402905030	CLEANING PREPARATIONS KG	5,083,623	2,124,538
	ANGUILLA.....	140,201	29,441
	ANTIGUA.....	307,208	75,989
	ARUBA.....	379,174	166,899
	BARBADOS.....	581,665	277,302
	BRITISH VIRGIN ISLANDS.....	159,263	106,659
	DOMINICA.....	87,627	26,990
	DOMINICAN REPUBLIC.....	150,713	136,971
	GRENADA.....	119,062	18,050
	GUADELOUPE.....	15,862	5,003
	JAMAICA.....	615,447	247,061
	MEXICO.....	906	6,225
	MONTSERRAT.....	67,714	23,784
	NETHERLAND ANTIL. EXC ARUBA.....	1,838,220	725,395
	PHILIPPINES.....	40,617	7,883
	ST. LUCIA.....	21,294	21,531
	ST.CHRISTOPHER-NEVIS.....	470,600	138,084
	TRINIDAD @ TOBAGO.....	88,050	111,271
3402905050	SURFACE-ACT PREP, NOT AROMATIC,NOT MODIFIED AROM KG	70,740	73,881
	PANAMA.....	70,740	73,881
3403111000	PREPS, TREATMENT OF TEXT MATERIALS,CONT PETROLEUM KG	18,988	14,000
	BARBADOS.....	18,988	14,000
3403115000	PREP FOR,TREATMENT OF LEATHER FURS KINS,ETC, NESOI KG	780	7,000
	DOMINICAN REPUBLIC.....	780	7,000
3403990000	LUBRICATING PREPS,NOT CONT PETROLEUM OILS,NESOI KG	23,494	35,812
	ARUBA.....	1,400	3,004
	BARBADOS.....	1,205	4,941
	DOMINICAN REPUBLIC.....	20,889	27,867
3407004000	PREP OF DENTAL WAX/DENTAL IMPRESSION COMPOUNDS ETC KG	7,723	32,088
	NETHERLAND ANTIL. EXC ARUBA.....	7,723	32,088



TABLE 5 - EXPORTS OF MERCHANDISE FROM PUERTO RICO TO FOREIGN COUNTRIES,  
BY COMMODITY AND COUNTRY OF DESTINATION: FISCAL YEAR 2000

COMM-CODE	COMMODITY AND UNIT OF QUANTITY	QUANTITY	VALUE-\$
	ALBUMINOIDAL SUBSTANCES;MODIFIED STARCHES; GLUES; ENZYMES..... TOTAL	5,465,286	150,024,094
3501906000	CASEINATES AND OTHER CASEIN DERIVATIVES, NESOI KG	2,465	20,377
	DOMINICAN REPUBLIC.....	2,465	20,377
3502190000	OTHER EGG ALBUMIN, EXCEPT DRIED KG	19,186	31,020
	JAPAN.....	19,186	31,020
3504001000	PROTEIN ISOLATES KG	11,910	140,662,605
	SWITZERLAND.....	11,910	140,662,605
3505100020	DEXTRINS, NESOI KG	1,014,847	581,700
	GERMANY.....	1,014,847	581,700
3505100092	MODIFIED STARCHES, NESOI KG	3,565,103	2,043,480
	GERMANY.....	3,565,103	2,043,480
3505200000	GLUES BASED ON STARCHES KG	5,632	3,304
	BRITISH VIRGIN ISLANDS.....	5,632	3,304
3506100000	PROD USE AS GLUE/ADHESIVE, FOR SALE, NT WT <= 1 KG KG	157,512	5,015,264
	AUSTRIA.....	892	47,289
	CHILE.....	1,692	51,137
	CHINA, PEOPLE'S REP. (MAINLAND).....	3,388	250,068
	COLOMBIA.....	1,238	45,840
	DENMARK.....	221	34,434
	DOMINICAN REPUBLIC.....	9,546	137,766
	FRANCE.....	1,165	118,599
	GERMANY.....	2,055	69,718
	HONG KONG.....	447	22,446
	HUNGARY.....	118	17,407
	INDIA.....	598	50,250
	ITALY.....	447	27,103
	JAPAN.....	106,145	3,355,177
	MEXICO.....	13,013	571,404
	PHILIPPINES.....	456	16,696
	REP. OF SOUTH AFRICA.....	83	6,700
	REPUBLIC OF KOREA.....	14,840	54,132
	SINGAPORE.....	66	3,470
	SPAIN.....	220	17,221
	SWITZERLAND.....	62	13,932
	THAILAND.....	136	10,204
	UNITED KINGDOM OF GT BRITAIN.....	684	94,271
3506910000	ADHESIVES BASED ON RUBBER, FOR SALE, NET WT <=1 KG KG	29,364	257,890
	CHILE.....	21,944	37,385
	CHINA, PEOPLE'S REP. (MAINLAND).....	213	10,041
	DOMINICAN REPUBLIC.....	5,439	41,415
	GERMANY.....	596	92,352
	HONG KONG.....	37	3,076
	INDONESIA.....	89	3,040
	ITALY.....	189	13,844
	JAPAN.....	143	16,513
	SINGAPORE.....	228	8,627
	UNITED KINGDOM OF GT BRITAIN.....	486	31,597
3506990000	ADHESIVES, FOR RETAIL SALE, NET WT <=1 KG NESOI KG	657,060	1,397,353
	AUSTRALIAN ISLANDS.....	217	4,223
	CHILE.....	40,967	57,955
	COSTA RICA.....	13,764	27,709
	DOMINICA.....	3,023	3,600
	DOMINICAN REPUBLIC.....	474,820	1,053,387
	EL SALVADOR.....	19,477	44,767
	FRANCE.....	74	8,785
	JAPAN.....	3,820	14,164
	PANAMA.....	98,454	177,388
	TRINIDAD @ TOBAGO.....	2,444	5,375
3507907000	ENZYMES AND PREPARED ENZYMES, NESOI KG	2,207	11,101
	DOMINICAN REPUBLIC.....	2,207	11,101
	EXPLOSIVES; PYROTECHNIC PRODUCTS; MATCHES; PYROPHORIC ALLOYS; CERTAIN COMBUSTIBLE PREPARATIONS..... TOTAL		289,951
3602000030	DYNAMITE IN CARTRIDGES SUITABLE FOR BLASTING KG	1,526	30,791
	TRINIDAD @ TOBAGO.....	1,526	30,791
3602000060	PREPARED EXPLOSIVES, EXC PROPELLANT POWDERS, NESOI KG	6,747	79,200

TABLE 5 - EXPORTS OF MERCHANDISE FROM PUERTO RICO TO FOREIGN COUNTRIES,  
BY COMMODITY AND COUNTRY OF DESTINATION: FISCAL YEAR 2000

COMM-CODE	COMMODITY AND UNIT OF QUANTITY	QUANTITY	VALUE-\$
	TRINIDAD @ TOBAGO.....	6,747	79,200
3603000000	SAFETY FUSES; DETONATING FUSE; PERCUSSION CAPS ETC THS	1,267	120,180
	CHILE.....	648	61,509
	MEXICO.....	269	25,502
	UNITED KINGDOM OF GT BRITAIN.....	350	33,169
3606900000	FERROCERIUM; ARTICLE COMBUST MATER NOTE 2 CHP 36 KG	31,266	59,780
	DOMINICAN REPUBLIC.....	31,266	59,780
	PHOTOGRAPHIC OR CINEMATOGRAPHIC GOODS..... TOTAL		1,234,122
3701100030	XRAY FILM FOR MEDICAL, OTHER THAN DENTAL IN FLAT M2	1,091	9,196
	BRITISH VIRGIN ISLANDS.....	1,091	9,196
3701997000	GRAPHIC ARTS FILM, EXCEPT DRY PLATES M2	8,399	16,534
	ITALY.....	8,399	16,534
3702100060	X-RAY FILM IN ROLLS, EXCEPT FOR MEDICAL & DENTAL M2	13,765	83,058
	DOMINICAN REPUBLIC.....	11,279	68,058
	TRINIDAD @ TOBAGO.....	2,486	15,000
3702310000	OTH FILM W/O PERFORATIONS, NT OV 105MM,COLOR PHOTO NO	4,158	75,000
	DOMINICAN REPUBLIC.....	4,158	75,000
3702420000	OTH FLM,W/O PERFORATIONS,OV 610MM& OV200MM EXC CLR M2	5,185	15,524
	JAPAN.....	5,185	15,524
3702440060	OTH FLM,W/O PERFORATIONS,OV 105MM,NT OV610MM,NESOI M2	2,889	8,650
	DOMINICAN REPUBLIC.....	2,889	8,650
3702910000	FLM, CLR PHOTO, NOT OVER 16MM & NOT OVER 14 M NO	1,745	30,943
	CAYMAN ISLANDS.....	310	5,073
	TRINIDAD @ TOBAGO.....	1,435	25,870
3702930000	FILM, COLOR PHOTO,OV 16MM,NT OV35MM,NT OV 30 M NO	65,000	105,257
	DOMINICAN REPUBLIC.....	65,000	105,257
3702940000	FILM,COLOR PHOTO, OV 16MM,NT OV 35MM, & OVER 30 M M2	339	56,419
	DOMINICAN REPUBLIC.....	339	56,419
3703206000	PHOTO PAPER,IN ROLLS < 610 MM, UNEXPOSED, NESOI M2	11,463	21,800
	DOMINICAN REPUBLIC.....	11,463	21,800
3703906000	PHOTO PAPER,PAPERBOARD&TEXT SENSITIZE, UNEXP,NESOI M2	16,587	62,078
	DOMINICAN REPUBLIC.....	16,587	62,078
3704000000	PHOTO PLATES, FLM, PAPER, ETC, EXPOSED, NT DEVELOP M2	35,871	108,187
	CANADA.....	882	28,359
	DOMINICAN REPUBLIC.....	34,989	79,828
3705205000	PHOTO PLATE & FILM, EXPOS & DEVL, MICROFILM, NESOI X		235,638
	JAPAN.....		235,638
3707100090	CHEMICAL SENSITIZING EMULSIONS FOR PHOTO USE,NESOI KG	784	262,600
	CHINA (TAIWAN).....	784	262,600
3707900000	CHEM PREP,PHOTO USE, MEAS/RTL SALE, NESOI KG	21,432	143,238
	COLOMBIA.....	180	2,934
	DOMINICAN REPUBLIC.....	21,252	140,304
	MISCELLANEOUS CHEMICAL PRODUCTS..... TOTAL	7,275,052	255,143,829
3801100000	ARTIFICIAL GRAPHITE KG	1,500	6,985
	UNITED KINGDOM OF GT BRITAIN.....	1,500	6,985
3802902000	ACTIVATED CLAYS AND ACTIVATED EARTHS KG	1,972	4,200
	INDIA.....	1,972	4,200
3803000000	TALL OIL, WHETHER OR NOT REFINED KG	122,194	528,000
	ARGENTINA.....	122,194	528,000
3808100000	INSECTICIDES KG	38,529	751,382
	ANTIGUA.....	2,461	45,133
	ARUBA.....	514	3,840
	BARBADOS.....	15,831	285,881
	DOMINICA.....	352	6,311
	GUYANA.....	1,247	16,390
	HAITI.....	20	8,400
	JAMAICA.....	3,566	95,847
	MONTSERRAT.....	700	11,800
	NETHERLAND ANTIL. EXC ARUBA.....	2,080	60,590
	ST. LUCIA.....	642	28,752
	ST.CHRISTOPHER-NEVIS.....	843	10,949
	ST.VINCENT @ THE GRENADINES.....	1,190	32,156
	SURINAME.....	731	23,131
	TRINIDAD @ TOBAGO.....	8,352	122,202
3808200000	FUNGICIDES KG	13,964	18,906

TABLE 5 - EXPORTS OF MERCHANDISE FROM PUERTO RICO TO FOREIGN COUNTRIES,  
BY COMMODITY AND COUNTRY OF DESTINATION: FISCAL YEAR 2000

COMM-CODE	COMMODITY AND UNIT OF QUANTITY	QUANTITY	VALUE-\$
3808300000	ARUBA.....	12,284	8,826
	BARBADOS.....	1,680	10,080
	HERBICIDES, ANTISPROUTING PRODUCTS & PLT-GRWTH REG KG	208,458	9,695,030
	ANTIGUA.....	513	17,417
	ARGENTINA.....	60,163	4,051,338
	AUSTRALIAN ISLANDS.....	788	74,345
	BARBADOS.....	915	9,744
	BRAZIL.....	125,828	2,051,566
	CANADA.....	349	187,107
	COLOMBIA.....	5,894	1,405,600
	COSTA RICA.....	285	14,223
	DOMINICA.....	181	28,424
	DOMINICAN REPUBLIC.....	8	6,975
	EL SALVADOR.....	108	19,908
	GUATEMALA.....	45	8,538
	NETHERLAND ANTIL. EXC ARUBA.....	10	9,150
	NICARAGUA.....	84	14,222
	PARAGUAY.....	11,305	1,697,305
	REP. OF SOUTH AFRICA.....	300	91,020
	TRINIDAD @ TOBAGO.....	1,682	8,148
3808400000	DISINFECTANTS KG	1,609	2,512
	BRITISH VIRGIN ISLANDS.....	1,609	2,512
3808900000	RODENTICIDES AND SIMILAR PRODUCTS, FOR RETAIL SALE KG	20,102	81,996
	ANTIGUA.....	2,856	8,606
	ARUBA.....	368	2,545
	BARBADOS.....	2,935	16,862
	DOMINICAN REPUBLIC.....	450	5,562
	GUYANA.....	1,786	5,022
	JAMAICA.....	1,289	6,696
	NETHERLAND ANTIL. EXC ARUBA.....	1,371	7,144
	ST. LUCIA.....	2,442	6,754
	SURINAME.....	3,032	12,329
	TRINIDAD @ TOBAGO.....	3,573	10,476
3810100000	PICKLING PREP FOR METAL SURFACES, SOLDERING, ETC KG	1,925	197,251
	GERMANY.....	1,925	197,251
3810900000	FLUXES & OTH AUXILIARY PREP, SOLDERING, ETC, NESOI KG	75	11,745
	COSTA RICA.....	75	11,745
3811210000	ADDITIVE FOR LUB OIL CONT PETRO/BITUMINOUS MINRL KG	111,235	175,361
	DOMINICAN REPUBLIC.....	96,082	104,743
	TRINIDAD @ TOBAGO.....	15,153	70,618
3811290000	ADD FOR LUB OILS, EX THOSE WITH PETROL OIL ETC KG	198,392	140,000
	DOMINICAN REPUBLIC.....	198,392	140,000
3811900000	ADDITIVES FOR LUBRICATING OILS, NESOI KG	89,577	80,896
	ANTIGUA.....	6,116	3,780
	CAYMAN ISLANDS.....	64,357	63,116
	JAMAICA.....	19,104	14,000
3812100000	PREPARED RUBBER ACCELERATORS KG	17,963	23,401
	CHINA (TAIWAN).....	17,963	23,401
3814000000	ORGANIC COMPOSITE SOLVENTS & THINNERS, NESOI KG	160,130	476,573
	JAMAICA.....	884	3,316
	NETHERLAND ANTIL. EXC ARUBA.....	145,439	419,738
	REP. OF SOUTH AFRICA.....	13,807	53,519
3815900000	REACTION INITIATORS & ACCELERATORS, ETC, NESOI KG	58	10,060
	DOMINICAN REPUBLIC.....	58	10,060
3817100000	MIXED ALKYL BENZENES KG	16,615	3,100
	HONG KONG.....	16,615	3,100
3818000000	CHEM ELEM DOPED, USED IN ELECTRON, DISCS WAFERS ET KG	345	352,794
	JAPAN.....	345	352,794
3819000000	HYDRAULIC BRAKE FLUIDS/LIQ FOR HYDRAULIC TRANS ETC KG	31,320	70,436
	DOMINICAN REPUBLIC.....	31,320	70,436
3820000000	ANTIFREEZING PREP & PREPARED DEICING FLUIDS KG	2,992	4,840
	DOMINICAN REPUBLIC.....	2,992	4,840
3822000000	COMPOSITE DIAGNOSTIC/LAB REAGENTS, EXC 3002/3006 KG	3,815,781	225,610,195
	AUSTRALIAN ISLANDS.....	7,774	3,034,596
	AUSTRIA.....	1,104	320,232
	BARBADOS.....	126	29,709
	BELGIUM.....	1,228,687	28,346,358
	CANADA.....	10,031	1,481,990
	CHINA (TAIWAN).....	1,713	655,267
	CHINA, PEOPLE'S REP. (MAINLAND).....	20	3,608

TABLE 5 - EXPORTS OF MERCHANDISE FROM PUERTO RICO TO FOREIGN COUNTRIES,  
BY COMMODITY AND COUNTRY OF DESTINATION: FISCAL YEAR 2000

COMM-CODE	COMMODITY AND UNIT OF QUANTITY	QUANTITY	VALUE-\$
	CROATIA.....	1,963	684,154
	CZECH REPUBLIC.....	5,646	1,394,685
	DENMARK.....	7,561	1,483,861
	DOMINICAN REPUBLIC.....	19,461	941,798
	ESTONIA.....	11	8,200
	FINLAND.....	8,617	5,389,206
	FRANCE.....	181,816	27,055,555
	GERMANY.....	2,103,313	112,380,191
	HONG KONG.....	1,655	832,672
	HUNGARY.....	43	7,868
	IRELAND.....	2,189	26,491
	ITALY.....	65,812	17,042,485
	JAMAICA.....	200	53,945
	JAPAN.....	20,889	1,590,947
	LATVIA.....	56	14,400
	LITHUANIA.....	455	148,000
	MEXICO.....	5,314	429,700
	NETHERLANDS.....	33,294	484,647
	NEW ZEALAND ISLANDS.....	2,334	745,209
	POLAND.....	17,449	2,580,000
	PORTUGAL.....	60	28,430
	REPUBLIC OF KOREA.....	3,985	510,921
	RUSSIA.....	232	39,240
	SINGAPORE.....	2,508	1,844,727
	SLOVAK REPUBLIC(SLOVAKIA).....	3,702	4,212,524
	SLOVENIA.....	1,235	1,334,845
	SPAIN.....	35,759	4,045,082
	SWEDEN.....	10,445	2,394,829
	SWITZERLAND.....	2,056	484,750
	UNITED ARAB EMIRATES.....	8,754	1,491,862
	UNITED KINGDOM OF GT BRITAIN.....	16,128	1,863,765
	URUGUAY.....	38	4,446
	VENEZUELA.....	3,346	189,000
3823110000	STEARIC ACID..... KG	9,622	12,142
	DOMINICAN REPUBLIC.....	9,622	12,142
3824300000	NONAGGLOMERATED METAL CARBIDE MIXED W METALLIC ETC..... KG	15,288	21,007
	DOMINICAN REPUBLIC.....	15,288	21,007
3824400000	PREPARED ADDITIVES FOR CEMENTS, MORTARS/CONCRETES..... KG	939,249	554,551
	ARUBA.....	82,371	56,806
	BARBADOS.....	41,643	27,885
	BRITISH VIRGIN ISLANDS.....	11,980	10,263
	COSTA RICA.....	85,595	51,634
	GUATEMALA.....	18,630	15,015
	HONDURAS.....	142,924	93,614
	JAMAICA.....	39,836	11,220
	NICARAGUA.....	27,762	12,155
	PANAMA.....	452,522	251,637
	ST.CHRISTOPHER-NEVIS.....	35,986	24,322
3824790000	ACYCLIC PERHALOGENATED DERIVATIVES, NESOI..... KG	70	68,590
	MEXICO.....	70	68,590
3824901900	CULTURED CRYSTAL, EXC OPTICAL >=2.5g BY WGT, NESOI..... KG	13,677	485,425
	JAPAN.....	12,111	397,756
	UNITED KINGDOM OF GT BRITAIN.....	1,566	87,669
3824904000	FATTY SUBST OF ANIMAL/VEGETABLE ORGIN MIXTURES..... KG	31	10,437
	MEXICO.....	31	10,437
3824909040	MIXTURES, ACYCLIC, MONOHYDRIC, UNSUBST ALCH, NESOI..... KG	676,259	2,615,158
	ARGENTINA.....	2,295	2,640
	CHINA,PEOPLE'S REP.(MAINLAND).....	39,853	170,443
	COSTA RICA.....	3,205	3,688
	HONG KONG.....	48,320	257,207
	IRELAND.....	3,500	4,027
	ITALY.....	1,828	5,095
	JAPAN.....	409,893	1,595,453
	SINGAPORE.....	25,223	35,305
	UNITED KINGDOM OF GT BRITAIN.....	142,142	541,300
3824909060	CHEM PRODUCTS & PREP OF CHEM/ALLIED INDUSTRY,NESOI..... KG	766,120	13,130,856
	AUSTRALIAN ISLANDS.....	3	3,300
	BARBADOS.....	71,772	641,121
	BELGIUM.....	29,468	481,501
	BRAZIL.....	20,401	282,860

TABLE 5 - EXPORTS OF MERCHANDISE FROM PUERTO RICO TO FOREIGN COUNTRIES,  
BY COMMODITY AND COUNTRY OF DESTINATION: FISCAL YEAR 2000

COMM-CODE	COMMODITY AND UNIT OF QUANTITY	QUANTITY	VALUE-\$
	BULGARIA.....	14,755	160,423
	CHINA (TAIWAN).....	173	53,650
	COSTA RICA.....	1,916	29,938
	GREECE.....	29,396	392,958
	HONG KONG.....	32,642	180,003
	INDIA.....	9,790	51,096
	JAMAICA.....	12,852	32,181
	JAPAN.....	219,018	5,095,634
	MEXICO.....	12	3,276
	MOROCCO.....	2,554	22,686
	POLAND.....	198,034	1,825,147
	REPUBLIC OF KOREA.....	23,802	250,677
	SINGAPORE.....	2,393	49,693
	SRI LANKA.....	10,309	68,178
	ST.CHRISTOPHER-NEVIS.....	3,026	3,960
	TRINIDAD @ TOBAGO.....	39,348	62,063
	UNITED KINGDOM OF GT BRITAIN.....	44,456	3,440,511
	PLASTICS AND ARTICLES THEREOF; RUBBER AND ARTICLES THEREOF..... TOTAL		43,309,101
	PLASTICS AND ARTICLES THEREOF..... TOTAL		39,903,660
3901100010	LINEAR LOW DENSITY POLYETHYLENE,SPEC GRAV < 0.94 KG	210,337	116,783
	BARBADOS.....	285	6,966
	COLOMBIA.....	76,480	35,790
	HONG KONG.....	18,711	11,238
	JAMAICA.....	43,017	40,525
	MEXICO.....	15,921	8,881
	PERU.....	55,923	13,383
3901100020	LOW DENSITY POLYETHYLENE,EXCEPT LINEAR,SP GR <0.94 KG	359,680	281,116
	DOMINICAN REPUBLIC.....	339,286	261,440
	TRINIDAD @ TOBAGO.....	20,394	19,676
3901200000	POLYETHYLENE HAVING A SPEC GRAVITY OF 0.94 OR MORE KG	13,930	24,498
	DOMINICAN REPUBLIC.....	13,930	24,498
3901901000	POLYMERS OF ETHYLENE IN PRIMARY FORM,ELASTOMERIC KG	16,510	33,186
	BRAZIL.....	16,499	25,670
	UNITED KINGDOM OF GT BRITAIN.....	11	7,516
3901909000	POLYMERS OF ETHYLENE IN PRIMARY FORM,NESOI KG	265,811	145,769
	DOMINICAN REPUBLIC.....	265,579	140,986
	IRELAND.....	232	4,783
3902100000	POLYPROPYLENE KG	365,790	420,259
	DOMINICAN REPUBLIC.....	365,790	420,259
3903900000	POLYMERS OF STYRENE, IN PRIMARY FORMS, NESOI KG	175,418	142,479
	CHINA (TAIWAN).....	42,013	28,023
	HONG KONG.....	114,856	108,731
	VIETNAM.....	18,549	5,725
3904100000	POLYVINYL CHLORIDE,NOT MIXED WITH ANY OTH SUBSTANC KG	47,048	58,184
	CHINA,PEOPLE'S REP.(MAINLAND).....	18,542	7,364
	DOMINICAN REPUBLIC.....	28,506	50,820
3904220000	OTHER POLYMERS OF POLYVINYL CHLORIDE,PLASTICIZED KG	409,017	540,337
	CHILE.....	28,943	48,813
	DOMINICAN REPUBLIC.....	380,074	491,524
3904306000	VINYL CHLORIDE-VINYL ACETATE COPOLYMERS, NESOI KG	13,822	25,410
	DOMINICAN REPUBLIC.....	13,822	25,410
3904400000	OTHER VINYL CHLORIDE COPOLYMERS KG	13,927	25,410
	DOMINICAN REPUBLIC.....	13,927	25,410
3904610000	POLYTETRAFLUOROETHYLENE (PTFE) KG	272	5,120
	CHINA,PEOPLE'S REP.(MAINLAND).....	272	5,120
3904900000	POLYMERS OF OTH HALOG OLEFINS,PRIMARY FORM, NESOI KG	65	9,694
	NETHERLAND ANTIL. EXC ARUBA.....	65	9,694
3905120000	POLYMERS OF VINYL ACETATE,IN AQUEOUS DISPERSION KG	70,308	78,812
	BARBADOS.....	2,268	2,949
	HAITI.....	22,680	21,702
	JAMAICA.....	22,680	24,903
	TRINIDAD @ TOBAGO.....	22,680	29,258
3905190000	POLYMERS OF VINYL ACETATE,NOT IN AQUEOUS DISPERS KG	56,840	45,139
	CHINA (TAIWAN).....	56,840	45,139
3905300000	POLYVINYL ALCOHOLS, W/WO UNHYDROLYZED ACETATE GRPS KG	13,350	15,236
	PANAMA.....	13,350	15,236

TABLE 5 - EXPORTS OF MERCHANDISE FROM PUERTO RICO TO FOREIGN COUNTRIES,  
BY COMMODITY AND COUNTRY OF DESTINATION: FISCAL YEAR 2000

COMM-CODE	COMMODITY AND UNIT OF QUANTITY	QUANTITY	VALUE-\$
3905998000	OTHER VINYL POLYMERS IN PRIMARY FORMS,NESOI KG	30,644	46,457
	DOMINICAN REPUBLIC.....	30,644	46,457
3906906000	OTHER ACRYLIC POLYMERS IN PRIMARY FORMS,NESOI KG	279,094	294,309
	EL SALVADOR.....	90,720	72,004
	HAITI.....	83,461	77,647
	IRELAND.....	13,879	11,593
	JAMAICA.....	90,720	96,401
	NETHERLAND ANTIL. EXC ARUBA.....	314	36,664
3907100000	POLYACETALS KG	18,502	20,750
	JAMAICA.....	18,128	17,736
	NETHERLAND ANTIL. EXC ARUBA.....	374	3,014
3907300000	EPOXIDE RESINS KG	9,099	25,389
	DOMINICAN REPUBLIC.....	9,099	25,389
3907400000	POLYCARBONATES KG	2,556	11,400
	UNITED KINGDOM OF GT BRITAIN.....	2,556	11,400
3907910000	OTHER POLYESTERS, UNSATURATED KG	165,424	286,937
	BRAZIL.....	158,295	252,785
	CHINA,PEOPLE'S REP.(MAINLAND).....	7,129	34,152
3908100000	POLYAMIDE-6,-11,-12,-6,6,-6,9,-6,10 OR -6,12 KG	188,009	199,079
	DOMINICAN REPUBLIC.....	140,593	153,165
	TRINIDAD @ TOBAGO.....	47,416	45,914
3908907000	OTHER POLYAMIDES IN PRIMARY FORMS KG	18,860	11,000
	HONG KONG.....	18,860	11,000
3909100000	UREA RESINS,THIOUREA RESINS KG	17,945	9,271
	DOMINICAN REPUBLIC.....	17,945	9,271
3909300000	OTHER AMINO-RESINS KG	73,947	134,499
	CHINA (TAIWAN).....	19,276	68,650
	MARTINIQUE.....	19,051	26,880
	TRINIDAD @ TOBAGO.....	35,620	38,969
3909506000	POLYURETHANES, EXCEPT ELASTOMERIC KG	51,857	38,000
	EL SALVADOR.....	51,857	38,000
3910000000	SILICONES IN PRIMARY FORMS KG	60,354	230,529
	AUSTRIA.....	78	7,083
	COSTA RICA.....	10,866	60,179
	DOMINICAN REPUBLIC.....	44,720	132,331
	EL SALVADOR.....	2,213	8,889
	PANAMA.....	1,398	2,920
	SPAIN.....	173	14,015
	TRINIDAD @ TOBAGO.....	906	5,112
3911901000	OTHER ELASTOMERIC RESINS NESOI KG	161,927	299,466
	DOMINICAN REPUBLIC.....	161,927	299,466
3911906000	POLYSULFIDES,POLYSULFONES, & OTH PROD, NESOI KG	43,716	122,004
	DOMINICAN REPUBLIC.....	41,126	106,136
	TRINIDAD @ TOBAGO.....	2,590	15,868
3912110000	CELLULOSE ACETATES, NONPLASTICIZED KG	10,052	69,624
	UNITED KINGDOM OF GT BRITAIN.....	10,052	69,624
3912310000	CARBOXYMETHYLCELLULOSE AND ITS SALTS KG	179,295	4,480,792
	DOMINICAN REPUBLIC.....	179,295	4,480,792
3912390000	CELLULOSE ETHERS,NESOI KG	23,303	94,996
	IRELAND.....	2,881	21,717
	SWITZERLAND.....	20,422	73,279
3912900000	CELLULOSE & ITS CHEMICAL DERIV,PRIMARY FORMS,NESOI KG	17,512	31,243
	ANTIGUA.....	9,164	4,760
	DOMINICA.....	5,797	15,381
	TRINIDAD @ TOBAGO.....	2,551	11,102
3913901000	CHEMICAL DERIVATIVES OF NATURAL RUBBER KG	224	3,880
	ISRAEL.....	224	3,880
3915100000	WASTE,PARING,SCRAP,OF PLAST,OF POLYMRS OF ETHYLENE KG	132,949	112,110
	BRAZIL.....	80,817	10,000
	DOMINICAN REPUBLIC.....	35,430	99,520
	PANAMA.....	16,702	2,590
3915300000	WASTE,PARINGS,SCRAP,OF PLAS,OF POLYMRS VINL CHLORI KG	154,530	44,429
	DOMINICAN REPUBLIC.....	154,530	44,429
3915900010	OF POLYETHYLENE TEREPHTHALATE (PET) PLASTICS KG	36,569	13,500
	HONG KONG.....	36,569	13,500
3915900090	OTHER PLASTICS OTHER THAN PET PLASTICS KG	922,380	658,065
	CHINA,PEOPLE'S REP.(MAINLAND).....	126,602	30,766
	COSTA RICA.....	37,197	340,798
	DOMINICAN REPUBLIC.....	65,879	16,787
	EL SALVADOR.....	45,614	25,018

TABLE 5 - EXPORTS OF MERCHANDISE FROM PUERTO RICO TO FOREIGN COUNTRIES,  
BY COMMODITY AND COUNTRY OF DESTINATION: FISCAL YEAR 2000

COMM-CODE	COMMODITY AND UNIT OF QUANTITY	QUANTITY	VALUE-\$
	GUATEMALA.....	16,143	4,810
	HAITI.....	24,776	15,049
	HONG KONG.....	551,784	174,352
	JAMAICA.....	16,712	15,716
	MEXICO.....	19,483	7,301
	REPUBLIC OF KOREA.....	18,190	27,468
3916100000	RODS,STICKS & PROFILE SHAPE,OF POLYMRS OF ETHYLENE KG	13,677	3,015
	DOMINICAN REPUBLIC.....	13,677	3,015
3916200000	RODS,STICKS & PROFILE SHAPES,OF POLYMR VIN CHLORID KG	1,372,989	1,325,993
	DOMINICAN REPUBLIC.....	1,372,989	1,325,993
3916901000	RODS,STICKS,& PROFILE SHAPES,OF ACRYLIC POLYMERS KG	621,688	1,923,165
	DOMINICAN REPUBLIC.....	621,688	1,923,165
3916906000	MONOFILAMENTS,CROSS-SECTION >1MM,ROD, ETC, NESOI KG	236,321	1,345,785
	DOMINICAN REPUBLIC.....	116,254	1,320,435
	HONG KONG.....	120,067	25,350
3917230000	TUBES, PIPES & HOSES, OF POLYMER OF VINYL CHLORDIE KG	181,916	325,390
	ANGUILLA.....	1,060	3,916
	ANTIGUA.....	36,653	31,471
	BRITISH VIRGIN ISLANDS.....	70,490	146,042
	COLOMBIA.....	12,792	26,972
	GUADELOUPE.....	780	2,955
	GUATEMALA.....	20,132	31,491
	MEXICO.....	19,632	48,108
	ST.CHRISTOPHER-NEVIS.....	20,377	34,435
3917290090	TUBES,PIPES & HOSES,RIGID,OF PLASTIC,NESOI>=200MM KG	7,291	26,001
	BRITISH VIRGIN ISLANDS.....	171	4,545
	ST.CHRISTOPHER-NEVIS.....	3,726	5,404
	TRINIDAD @ TOBAGO.....	3,320	10,448
	VENEZUELA.....	74	5,604
3917310000	FLEXIBLE TUBES,PIPES & HOSE,MIN BURST PRES 2>.6MPA KG	50	2,979
	MONTSERRAT.....	50	2,979
3917390000	TUBES, PIPES & HOSES, NESOI KG	14,061	30,000
	DOMINICAN REPUBLIC.....	14,061	30,000
3917400000	FITTINGS FOR TUBES,PIPES & HOSES,OF PLASTIC KG	57,999	195,554
	ANGUILLA.....	1,007	3,470
	ANTIGUA.....	3,311	5,712
	BARBADOS.....	3,379	4,869
	BRITISH VIRGIN ISLANDS.....	3,748	3,445
	DOMINICAN REPUBLIC.....	7,102	12,945
	GUATEMALA.....	10,377	47,440
	HAITI.....	1,263	16,097
	PANAMA.....	20,736	94,893
	ST.CHRISTOPHER-NEVIS.....	7,076	6,683
3918101000	VINYL TILE, WHETHER OR NOT SELF-ADHESIVE M2	10,091	44,185
	BRITISH VIRGIN ISLANDS.....	2,170	8,160
	MONTSERRAT.....	844	3,690
	NETHERLAND ANTIL. EXC ARUBA.....	1,631	7,196
	ST.CHRISTOPHER-NEVIS.....	5,446	25,139
3918102000	FLOOR COVERINGS OF VINYL CHLORIDE POLYMERS, NESOI M2	6,020	22,644
	DOMINICAN REPUBLIC.....	6,020	22,644
3918901000	FLOOR COVERINGS OF OTHER PLASTICS M2	12,936	19,067
	DOMINICAN REPUBLIC.....	1,040	3,909
	RUSSIA.....	11,896	15,158
3919102010	FILAMENT REINFORCED TAPE M2	6,994	34,939
	DOMINICAN REPUBLIC.....	6,994	34,939
3919102020	ELECTRICAL TAPE M2	961	16,801
	DOMINICAN REPUBLIC.....	955	12,831
	MEXICO.....	6	3,970
3919102040	TRANSPARENT TAPE <=55 M IN WIDTH, NESOI M2	409	3,600
	BRITISH VIRGIN ISLANDS.....	409	3,600
3919102055	SELF-ADHS PLATE,SHEET,TAPE,ETC,PLTS,RL<=20CM,NESOI M2	15	7,403
	DOMINICAN REPUBLIC.....	14	3,659
	ST. LUCIA.....	1	3,744
3919905040	TRANSPARENT TAPE OF PLASTIC M2	4,523	19,970
	DOMINICAN REPUBLIC.....	4,522	17,372
	ST.CHRISTOPHER-NEVIS.....	1	2,598
3919905060	SELF-ADHS PLATE,SHEET,TAPE,ETC, OF PLASTICS,NESOI M2	584,353	79,923
	CHINA (TAIWAN).....	36,550	4,999
	DOMINICAN REPUBLIC.....	407,079	55,677
	NETHERLANDS.....	140,724	19,247

TABLE 5 - EXPORTS OF MERCHANDISE FROM PUERTO RICO TO FOREIGN COUNTRIES,  
BY COMMODITY AND COUNTRY OF DESTINATION: FISCAL YEAR 2000

COMM-CODE	COMMODITY AND UNIT OF QUANTITY	QUANTITY	VALUE-\$
3920100000	PLATES,SHEETS,ETC,NONCELL, NOT REINF,POLM ETHYLENE KG	8,570	166,968
	CHINA,PEOPLE'S REP.(MAINLAND).....	3,240	14,511
	DOMINICAN REPUBLIC.....	3,406	140,532
	PHILIPPINES.....	1,924	11,925
3920200000	PLATES,SHEETS,ETC,NONCELL, NOT REIN,POLM PROPYLENE KG	3,558	12,089
	DOMINICAN REPUBLIC.....	3,558	12,089
3920420000	PLATES,SHEETS,ETC,NONCELL,NT REIN,POLM VY CHL,FLEX KG	70,680	255,659
	DOMINICAN REPUBLIC.....	69,892	198,047
	JAPAN.....	788	57,612
3920510000	PLATE,ETC,NONCELL,NT REIN, POLYMETHYL METHACRYLATE KG	4,328	11,707
	BRITISH VIRGIN ISLANDS.....	3,578	8,544
	GUADELOUPE.....	750	3,163
3920620000	PLATES,ETC,NONCEL,N REIN,POLYETHYLENE TEREPHTHLATE KG	393	8,533
	ITALY.....	393	8,533
3920630000	PLATE,ETC,NONCELL,NT REIN, UNSATURATED POLYESTERS KG	14,192	11,578
	DOMINICAN REPUBLIC.....	14,192	11,578
3920690000	PLATES,ETC,NONCEL,N REIN,OF OTHER POLYESTERS,NESOI KG	3,040	42,614
	DOMINICAN REPUBLIC.....	3,040	42,614
3920720000	PLATES,ETC,NONCEL,N REIN,OF CELLULO OR DER,VLC FBR KG	5,847	11,334
	DOMINICAN REPUBLIC.....	5,847	11,334
3920790000	PLATE,ETC,NONCELL,NT REIN, CELLULOSE DERIVATIVES KG	1,007	5,892
	GERMANY.....	1,007	5,892
3920910000	PLATES,ETC,NONCEL,N REIN,OF POLYVINYL BUTYRAL KG	1,271	20,500
	BRITISH VIRGIN ISLANDS.....	1,271	20,500
3920920000	PLATES,ETS,NONCEL,N REIN,OF POLYAMIDES KG	2,513	20,165
	SWITZERLAND.....	2,513	20,165
3920940000	PLATES,ETC,NONCEL, N REIN, OF PHENOLIC RESIN KG	418	3,335
	BRITISH VIRGIN ISLANDS.....	418	3,335
3920990000	PLATES,FOIL,NONCELL, NT REIN,OF OTH PLASTIC, NESOI KG	24,474	188,486
	DOMINICAN REPUBLIC.....	24,474	188,486
3921130000	PLATES,SHEETS,ETC, & STRIP,CELL OF POLYURETHANES X		249,305
	ANTIGUA.....		15,707
	CHILE.....		3,455
	DOMINICAN REPUBLIC.....		220,863
	NETHERLAND ANTIL. EXC ARUBA.....		9,280
3921190000	PLATES,SHEETS,FILM,FOIL & STRIP,CELL,OF OTH PLAST KG	11,199	62,928
	DOMINICAN REPUBLIC.....	11,199	62,928
3921901000	PLATES,SHEETS,ETC & STRIP,EXC CELL,COMBINED W TEXT M2	30,280	121,677
	DOMINICAN REPUBLIC.....	20,290	69,090
	GERMANY.....	9,990	52,587
3921904000	PLATES,SHEETS,ETC,PLAS,EX CELL,FLEXIBLE,NESOI KG	15,545	237,094
	DOMINICAN REPUBLIC.....	15,545	237,094
3921905010	HIGH PRESSURE PAPER REINFORCD DECORATIVE LAMINATES M2	23,975	236,946
	ANGUILLA.....	1,772	12,282
	ARUBA.....	335	11,068
	BRITISH VIRGIN ISLANDS.....	7,454	59,898
	DOMINICAN REPUBLIC.....	4,114	21,783
	GUADELOUPE.....	2,717	33,892
	MONTSERRAT.....	639	7,353
	NETHERLAND ANTIL. EXC ARUBA.....	5,879	79,173
	ST.CHRISTOPHER-NEVIS.....	1,065	11,497
3921905050	PLATES,SHEETS,ETC,PLAS,EX CELL,EX FLEX,NESOI M2	782,924	625,944
	CHILE.....	25	7,449
	CHINA (TAIWAN).....	424,480	212,240
	DOMINICAN REPUBLIC.....	358,419	406,255
3923100000	BOXES,CASES,CRATES & SIMILAR ARTICLES,OF PLASTIC X		200,347
	ARUBA.....		4,810
	BARBADOS.....		12,498
	CHILE.....		12,748
	COSTA RICA.....		12,019
	DOMINICAN REPUBLIC.....		105,933
	JAMAICA.....		6,933
	MARTINIQUE.....		14,998
	NETHERLAND ANTIL. EXC ARUBA.....		2,960
	VENEZUELA.....		27,448
3923210000	SACKS & BAGS(INCL CONES) OF POLYMERS OF ETHYLENE KG	92,676	126,720
	BRAZIL.....	13,628	22,040
	BRITISH VIRGIN ISLANDS.....	4,815	16,660
	CANADA.....	19,504	24,168
	COSTA RICA.....	1,132	5,977



TABLE 5 - EXPORTS OF MERCHANDISE FROM PUERTO RICO TO FOREIGN COUNTRIES,  
BY COMMODITY AND COUNTRY OF DESTINATION: FISCAL YEAR 2000

COMM-CODE	COMMODITY AND UNIT OF QUANTITY	QUANTITY	VALUE-\$
3923290000	DOMINICAN REPUBLIC.....	13,239	36,461
	NICARAGUA.....	40,358	21,414
	SACKS & BAGS(INCLUDING CONES) OF OTHER PLASTICS KG.....	22,363	59,574
	CANADA.....	4,933	11,600
	DOMINICAN REPUBLIC.....	4,524	10,638
	JAPAN.....	296	6,876
3923300000	NETHERLAND ANTIL. EXC ARUBA.....	555	8,971
	TRINIDAD @ TOBAGO.....	12,055	21,489
	CARBOXS,BOTTLES,FLASKS & SIMILAR ARTICLES,OF PLAST X.....		11,708,906
	ANTIGUA.....		4,900
	ARGENTINA.....		16,494
	BARBADOS.....		739,335
	BELGIUM.....		11,110
	BRAZIL.....		276,816
	BRITISH VIRGIN ISLANDS.....		2,647
	CHILE.....		23,888
	COLOMBIA.....		73,613
	DOMINICAN REPUBLIC.....		3,362,236
	FRANCE.....		15,094
	GUATEMALA.....		21,080
	HAITI.....		51,721
	INDIA.....		69,000
	IRELAND.....		154,521
	ITALY.....		201,457
	JAMAICA.....		2,090,465
	MEXICO.....		195,382
	NETHERLAND ANTIL. EXC ARUBA.....		581,359
	PERU.....		32,988
	SPAIN.....		136,036
	ST. LUCIA.....		285,249
	SURINAME.....		178,187
	SWITZERLAND.....		104,883
	TRINIDAD @ TOBAGO.....		3,025,647
	VENEZUELA.....		54,798
3923400000	SPOOLS, COPS, BOBBINS & SIMILAR SUPPORTS, PLASTICS X.....		82,975
3923500000	DOMINICAN REPUBLIC.....		82,975
	STOPPERS,LIDS,CAPS,& OTHER CLOSURES,OF PLASTIC X.....		338,867
	CANADA.....		11,520
	DOMINICAN REPUBLIC.....		244,096
	IRELAND.....		3,056
3923900000	MEXICO.....		4,716
	SINGAPORE.....		75,479
	ART FOR CONVEYING OR PACKING OF GOODS,PLAST,NESOI X.....		2,014,318
	BARBADOS.....		6,124
	BRAZIL.....		23,016
	DOMINICA.....		23,520
	DOMINICAN REPUBLIC.....		1,806,991
	FRANCE.....		10,295
	GERMANY.....		23,700
	IRELAND.....		14,077
	MARTINIQUE.....		6,451
	MEXICO.....		42,060
	NETHERLANDS.....		18,484
	UNITED KINGDOM OF GT BRITAIN.....		6,000
	VENEZUELA.....		33,600
	TABLEWARE AND KITCHENWARE OF PLASTICS X.....		299,071
	BRITISH VIRGIN ISLANDS.....		2,934
	DOMINICAN REPUBLIC.....		233,837
	NETHERLAND ANTIL. EXC ARUBA.....		30,275
	VENEZUELA.....		32,025
3924905500	HOUSEHOLD ARTICLES & TOILET ARTICLES,OF PLAST,NESO X.....		267,113
	BRITISH VIRGIN ISLANDS.....		14,007
	DOMINICAN REPUBLIC.....		21,000
	EL SALVADOR.....		12,000
	FRANCE.....		14,090
	GERMANY.....		15,000
	NETHERLAND ANTIL. EXC ARUBA.....		101,238
	SPAIN.....		43,000
	ST. LUCIA.....		12,356
	SWITZERLAND.....		10,000

TABLE 5 - EXPORTS OF MERCHANDISE FROM PUERTO RICO TO FOREIGN COUNTRIES,  
BY COMMODITY AND COUNTRY OF DESTINATION: FISCAL YEAR 2000

COMM-CODE	COMMODITY AND UNIT OF QUANTITY	QUANTITY	VALUE-\$
	TRINIDAD @ TOBAGO.....		4,480
	UNITED KINGDOM OF GT BRITAIN.....		2,942
	VENEZUELA.....		17,000
3925900000	BUILDERS' WARE OF PLASTICS,NESOI.....X		82,829
	DOMINICAN REPUBLIC.....		82,829
3926100000	OFFICE OR SCHOOL SUPPLIES OF PLASTIC.....X		1,431,997
	BARBADOS.....		6,374
	BRAZIL.....		52,624
	DOMINICAN REPUBLIC.....		19,931
	INDIA.....		18,117
	NETHERLAND ANTIL. EXC ARUBA.....		6,154
	NETHERLANDS.....		1,328,797
3926201010	GLOVES,SEAMLESS,SURGICAL & MEDICAL,OF PLASTIC.....DPR	8,136	20,740
	DOMINICAN REPUBLIC.....	8,136	20,740
3926201060	GLOVES SEAMLESS,EXCEPT SURGICAL/MEDICAL, PLASTIC.....DPR	1,461	27,174
	ARUBA.....	119	6,414
	DOMINICAN REPUBLIC.....	1,342	20,760
3926205000	ART OF APPAREL & CLOTHING ACCESSORIES,PLAST, NESOI.....DOZ	41,560	553,171
	DOMINICAN REPUBLIC.....	41,340	550,542
	MEXICO.....	220	2,629
3926901000	BUCKETS & PAILS,OF PLASTIC.....NO	959,770	1,882,700
	ARUBA.....	51,800	46,512
	BARBADOS.....	122,618	143,067
	COSTA RICA.....	1,920	24,038
	DOMINICA.....	37,420	46,792
	DOMINICAN REPUBLIC.....	17,634	57,107
	GERMANY.....	8,820	34,940
	HAITI.....	49,800	97,641
	JAMAICA.....	41,600	104,311
	NETHERLAND ANTIL. EXC ARUBA.....	244,046	557,229
	PANAMA.....	66,780	103,368
	SINGAPORE.....	2,160	5,508
	ST. LUCIA.....	7,000	45,650
	SURINAME.....	16,634	34,414
	TRINIDAD @ TOBAGO.....	276,602	459,283
	UNITED KINGDOM OF GT BRITAIN.....	9,425	42,604
	VENEZUELA.....	5,511	80,236
3926902000	ICE BAGS,DOUCHE BAGS,ETC, & FITTINGS THEREFOR.....X		686,150
	AUSTRALIAN ISLANDS.....		100,800
	BELGIUM.....		344,250
	GERMANY.....		10,440
	ITALY.....		30,100
	JAPAN.....		110,075
	SPAIN.....		71,963
	TRINIDAD @ TOBAGO.....		3,122
	UNITED KINGDOM OF GT BRITAIN.....		15,400
3926903000	PARTS FOR YACHTS OR PLEASURE BOATS,ETC.....X		45,982
	DOMINICAN REPUBLIC.....		42,500
	NETHERLAND ANTIL. EXC ARUBA.....		3,482
3926904500	GASKETS,WASHERS & OTHER SEALS.....X		6,860
	SINGAPORE.....		6,860
3926905000	FRAMES OR MOUNTS FOR PHOTOGRAPHIC SLIDES.....X		5,572
	UNITED KINGDOM OF GT BRITAIN.....		5,572
3926906000	BELTING & BELTS FOR MACHINERY,NESOI.....KG	60,577	794,129
	CHILE.....	40,446	255,375
	DOMINICAN REPUBLIC.....	19,745	534,604
	ITALY.....	386	4,150
3926906700	BELTING & BELTS,FOR MACHINERY EXC CONT TEXT FIBERS.....GRS	7,374	5,846
	ANTIGUA.....	7,374	5,846
3926907500	PNEUMATIC MATTRESSES & OTH INFLATABLE ART,NESOI.....X		94,433
	DOMINICAN REPUBLIC.....		94,433
3926909810	LABORATORY WARE.....X		155,543
	DOMINICAN REPUBLIC.....		69,730
	IRELAND.....		69,238
	UNITED KINGDOM OF GT BRITAIN.....		16,575
3926909830	OTH ART OF PLASTIC & OTH MAT,HDG 3901-3914,LADDERS.....NO	100	8,969
	ITALY.....	100	8,969
3926909885	OTH ART OF PLASTIC & OTH MAT, HDG 3901-3914,NESOI.....X		2,079,345
	ANTIGUA.....		6,460
	BAHAMAS.....		12,150

TABLE 5 - EXPORTS OF MERCHANDISE FROM PUERTO RICO TO FOREIGN COUNTRIES,  
BY COMMODITY AND COUNTRY OF DESTINATION: FISCAL YEAR 2000

COMM-CODE	COMMODITY AND UNIT OF QUANTITY	QUANTITY	VALUE-\$
	BARBADOS.....		9,676
	BRAZIL.....		137,608
	CANADA.....		11,835
	CHINA (TAIWAN).....		93,700
	COSTA RICA.....		55,000
	DOMINICAN REPUBLIC.....		359,948
	HONG KONG.....		27,729
	IRELAND.....		305,717
	JAMAICA.....		6,500
	KUWAIT.....		6,017
	MARTINIQUE.....		854,784
	MEXICO.....		9,024
	NETHERLAND ANTIL. EXC ARUBA.....		3,063
	ST. LUCIA.....		101,150
	TRINIDAD @ TOBAGO.....		29,175
	UNITED KINGDOM OF GT BRITAIN.....		29,765
	VENEZUELA.....		20,044
	RUBBER AND ARTICLES THEREOF..... TOTAL		3,405,441
4002110000	LATEX OF (SBR); (XSBR) KG	37,975	39,600
	GUATEMALA.....	16	5,000
	JAMAICA.....	37,959	34,600
4003000000	RECLAIM RUB IN PRIMARY FORM/PLATES, SHEETS/STRIP KG	320	3,896
	DOMINICAN REPUBLIC.....	320	3,896
4004000000	WASTE OF RUB, EXC HD RUB, & POWDER OBTAIN THEREOF KG	12	9,660
	ARGENTINA.....	12	9,660
4005910000	RUBBER, UNVULCANIZED, IN PLATES, SHEETS, AND STRIP KG	166	2,880
	DOMINICAN REPUBLIC.....	166	2,880
4006100000	CAMEL-BACK STRIPS FOR RETREADING RUBBER TIRES KG	923	13,950
	NETHERLAND ANTIL. EXC ARUBA.....	923	13,950
4008110000	PLATE, SHEET & STRIP VULCANIZED RUB, CELLULAR RUB KG	24,642	131,896
	DOMINICAN REPUBLIC.....	24,642	131,896
4008210000	PLATES OF VULCANIZED RUB, OF NONCELLULAR RUBBER KG	51,831	681,631
	ARGENTINA.....	75	2,684
	AUSTRALIAN ISLANDS.....	234	6,822
	CHILE.....	3,587	62,757
	DOMINICAN REPUBLIC.....	37,159	255,561
	GUATEMALA.....	119	5,378
	MEXICO.....	5,802	165,355
	PERU.....	91	2,921
	UNITED KINGDOM OF GT BRITAIN.....	4,764	180,153
4009100000	PIPE, NT REINFORCED/COMBINE W/MATERIAL, W/O FITTIN KG	430	6,560
	UNITED KINGDOM OF GT BRITAIN.....	430	6,560
4010110000	CONVEYOR BELTS OR BELTING REINFORCED WITH METAL KG	10,652	52,010
	ANTIGUA.....	2	8,100
	DOMINICAN REPUBLIC.....	10,650	43,910
4010190000	CONVEYOR BELTS/BELTING OF VULCANIZE RUBBER, NESOI KG	5,076	23,307
	DOMINICA.....	2,354	11,702
	ST.CHRISTOPHER-NEVIS.....	2,722	11,605
4010290000	TRANSMISSION BELT/BELTING, OF VULCANIZE RUB, NESOI KG	852	11,387
	GUATEMALA.....	852	11,387
4011101000	RADIAL TIRES OF A KIND USED ON MOTOR CARS NO	6,026	248,987
	ANGUILLA.....	78	2,973
	BRITISH VIRGIN ISLANDS.....	2,451	100,306
	DOMINICAN REPUBLIC.....	1,716	66,067
	NETHERLAND ANTIL. EXC ARUBA.....	1,189	32,957
	VENEZUELA.....	592	46,684
4011105000	PNEUMATIC TIRE, EXC RADIAL, USE MOTOR CARS, NESOI NO	76,798	1,449,367
	ANTIGUA.....	48	2,631
	BRITISH VIRGIN ISLANDS.....	610	128,542
	DOMINICA.....	124	3,910
	DOMINICAN REPUBLIC.....	75,076	1,277,422
	NETHERLAND ANTIL. EXC ARUBA.....	479	2,952
	ST. LUCIA.....	30	4,716
	TRINIDAD @ TOBAGO.....	431	29,194
4011201005	RADIAL TIRES USED ON LIGHT TRUCK, ON-THE-HIGHWAY NO	277	22,379
	BRITISH VIRGIN ISLANDS.....	277	22,379
4011201015	RADIAL TIRE USE BUS/TRUCK, EXC LT TRUCK, ON HWY NO	48	13,580
	BRITISH VIRGIN ISLANDS.....	48	13,580

TABLE 5 - EXPORTS OF MERCHANDISE FROM PUERTO RICO TO FOREIGN COUNTRIES,  
BY COMMODITY AND COUNTRY OF DESTINATION: FISCAL YEAR 2000

COMM-CODE	COMMODITY AND UNIT OF QUANTITY	QUANTITY	VALUE-\$
4011205010	TIRES, EXC RADIAL, USE LT TRUCK, ON HWY, NESOI BRITISH VIRGIN ISLANDS.....	NO 66	4,377 4,377
4011205020	TIRE, EXC RADIAL, USE BUS, EXC LT TRUCK, NESOI DOMINICAN REPUBLIC.....	NO 1,530	78,066 78,066
4011991000	NEW TIRE, EXC HERRING-BONE TRACTOR IN 8701.90.10 ANGUILLA.....	NO 197	32,961 32,961
4011998000	NEW PNEUMATIC TIRE, EXC HERRING-BONE, NESOI ANGUILLA.....	NO 52	32,961 32,961
4012106000	RETREAD TIRE, RUB, EXC ON-THE-HWY TRK & BUS, NESOI ARUBA.....	NO 5	6,590 6,590
4012200000	USED PNEUMATIC TIRES OF RUBBER TRINIDAD @ TOBAGO.....	NO 1,509	15,635 15,635
4013100020	INNERTUBES, OF RUBBER, USED ON TRUCKS AND BUSES HAITI.....	NO 6,941	66,500 66,500
4015110000	SURGICAL & MED GLOVE, VULCANIZE RUBBER, NESOI ARUBA.....	DPR 25,300	63,431 6,667
	BARBADOS.....		4,480
	NETHERLAND ANTIL. EXC ARUBA.....		36,591
	PANAMA.....		10,060
	TRINIDAD @ TOBAGO.....		6,000
4015900000	ARTICLE OF APPAREL, EXC GLOVE, VULCANIZE RUB,NESOI CHINA (TAIWAN).....	X 52,067	52,067 52,067
4016100000	OTHER ARTICLE OF VULCANIZED RUB, OF CELLULAR RUB CANADA.....	X 15,025	15,025 15,025
4016930000	GASKET, WASHERS & OTHER SEALS, OF VULCANIZED RUB CHINA,PEOPLE'S REP.(MAINLAND).....	X 59,691	59,691 17,316
	DOMINICAN REPUBLIC.....		21,127
	ISRAEL.....		5,098
	PANAMA.....		16,150
4016996000	OTHER ARTICLES VULCANIZED RUB, EXC HD RUB, NESOI ITALY.....	X 267,047	267,047 267,047
	RAW HIDES AND SKINS, LEATHER, FURSKINS AND ARTICLES THEREOF; SADDLERY AND HARNESS; TRAVEL GOODS, HANDBAGS AND SIMILAR CONTAINERS; ARTICLES OF ANIMAL GUT(OTHER THAN SILKWORM GUT).....	TOTAL	61,855,783
	RAW HIDES AND SKINS(OTHER THAN FURSKINS) AND LEATHER.....	TOTAL	17,715,833
4101100000	BOV HIDES WHOLE NOV 8KG DRD/10KG DRY-SALT/14 KG FR MEXICO.....	PCS 15,000	174,500 174,500
4101210020	CATTLE HIDES, WHOLE, FRESH OR WET-SALTED CHILE.....	PCS 28,763	1,065,482 18,060
	DOMINICAN REPUBLIC.....		77,143
	ITALY.....		777,848
	REPUBLIC OF KOREA.....		124,431
	SPAIN.....		12,200
	THAILAND.....		55,800
4101210040	HIDES/SKINS BOVINE ANMLS NESOI WHOLE FRH/WET-SALTD DOMINICAN REPUBLIC.....	PCS 1,895	86,672 86,672
4101290000	HIDES & SKINS BOVINE ANIMALS NESOI FRSH WET-SALTED DOMINICAN REPUBLIC.....	KG 25,611	37,056 37,056
4101300000	HIDES & SKINS BOVINE ANIMALS NESOI OTHERWISE PRES DOMINICAN REPUBLIC.....	PCS 1,051	31,528 31,528
4104102000	BOVINE UPPER LEATHER WHOLE NO HAIR NOT OVER 28 SFT DOMINICAN REPUBLIC.....	M2 33,322	1,167,569 677,577
	ITALY.....		489,992
4104109000	BOVINE LEATHER NESOI WHOLE WITHOUT HAIR, CALF/KIP DOMINICAN REPUBLIC.....	M2 168	3,933 3,933
4104220000	BOVINE LEATHER WITHOUT HAIR ON OTHERWISE PRETANNED DOMINICAN REPUBLIC.....	M2 40,747	107,909 107,909
4104295000	BOVINE NESOI/ EQUINE UPPER LEATHER; SOLE LEATHER DOMINICAN REPUBLIC.....	M2 82,208	1,611,397 1,611,397
4104299040	BOVINE LEATHER NESOI/EQUINE, WET BLUE GRAIN SPLIT DOMINICAN REPUBLIC.....	PCS 15,781	542,815 542,815
4104299080	BOVINE LEA NESOI/EQUINE TANNED ETC NT FUTHR PREPRD CHILE.....	KG 13,797	286,706 286,706

TABLE 5 - EXPORTS OF MERCHANDISE FROM PUERTO RICO TO FOREIGN COUNTRIES,  
BY COMMODITY AND COUNTRY OF DESTINATION: FISCAL YEAR 2000

COMM-CODE	COMMODITY AND UNIT OF QUANTITY	QUANTITY	VALUE-\$
4104312000	BUFFALO LEATHER, FULL GRAINS AND SPLITS, PREPARED M2	15,088	63,928
	HONG KONG.....	15,088	63,928
4104314000	BOV UPHOLSTRY LEA FULL GRN/GRN SPLIT PARCHMT-DRESS M2	27,812	756,040
	DOMINICAN REPUBLIC.....	27,812	756,040
4104315010	BOVINE NESOI/EQUINE UPPER LEATHER SPLIT DRESSD/ETC M2	148,967	4,139,937
	CHILE.....	465	12,649
	CHINA (TAIWAN).....	154	4,180
	DOMINICAN REPUBLIC.....	140,879	3,919,886
	HONG KONG.....	7,469	203,222
4104315020	BOVINE NESOI/EQUINE UPPER LEATHER, FULL GRAINS M2	283,217	5,989,433
	CHINA (TAIWAN).....	3,986	87,652
	DOMINICAN REPUBLIC.....	255,179	5,372,752
	HONG KONG.....	17,333	381,226
	SPAIN.....	6,719	147,803
4104315060	BOVINE NESOI/EQUINE SOLE LEATHER FULL GRAINS/SPLIT M2	970	4,122
	DOMINICAN REPUBLIC.....	970	4,122
4104316030	BOVINE NESOI/EQUINE BELTING LEATHER NT FANCY NESOI M2	36,918	153,170
	DOMINICAN REPUBLIC.....	21,510	89,243
	HONG KONG.....	15,408	63,927
4104318000	BOVINE/EQUINE LEATHR FANCY FULL/SPLIT GRAINS NESOI M2	89,343	408,258
	COSTA RICA.....	89,343	408,258
4104395010	BOVINE/EQUINE UPPER LEATHER SPLIT, NESOI, PREPARED M2	211,401	835,312
	DOMINICAN REPUBLIC.....	196,561	773,742
	HONG KONG.....	14,840	61,570
4104395020	BOVINE/EQUINE UPPER LEATHER NOT SPLIT, NESOI, PREP M2	29,460	133,871
	COSTA RICA.....	23,915	99,222
	DOMINICAN REPUBLIC.....	5,545	34,649
4104398000	BOVINE/EQUINE LEATHER, FANCY, NESOI, PREPARED M2	25,493	105,768
	DOMINICAN REPUBLIC.....	25,493	105,768
4107100000	SWINE LEATHER, WITHOUT HAIR ON M2	4,622	10,427
	BRITISH VIRGIN ISLANDS.....	4,622	10,427
	ARTICLES OF LEATHER; SADDLERY AND HARNESS; TRAVEL GOODS, HANDBAGS AND SIMILAR CONTAINERS; ARTICLES OF ANIMAL GUT (OTHER THAN SILKWORM GUT)..... TOTAL		41,754,534
4202120000	TRUNKS, SUITCASES,ETC,SURFACE PLASTIC/TEXT MATERLS NO	210,276	1,164,210
	BELGIUM.....	115,159	585,885
	BRITISH VIRGIN ISLANDS.....	738	6,000
	DENMARK.....	11,876	73,301
	DOMINICAN REPUBLIC.....	22,044	32,468
	GERMANY.....	32,748	220,739
	ISRAEL.....	1,005	8,512
	JAPAN.....	4,701	23,501
	REPUBLIC OF KOREA.....	22,005	213,804
4202190000	TRUNKS,SUITCASES,VANITY CASES ETC,NESOI NO	2,109,243	29,115,375
	BELGIUM.....	607,052	7,584,478
	DENMARK.....	87,824	1,623,743
	FRANCE.....	312,424	5,502,436
	GERMANY.....	968,542	12,980,454
	HAITI.....	3,401	17,000
	JAPAN.....	32,438	388,518
	REPUBLIC OF KOREA.....	71,804	675,591
	SWITZERLAND.....	25,758	343,155
4202210000	HANDBAGS, SURFACE OF COMPOSITION/PATENT LEATHER NO	1,747	57,126
	AFGHANISTAN.....	545	29,839
	DOMINICAN REPUBLIC.....	1,202	27,287
4202290000	HANDBAGS,NESOI NO	16,041	213,542
	GERMANY.....	16,041	213,542
4202320000	ARTICLES FOR POCKET/HANDBAG, PLASTIC/TEXT MATERIAL NO	2,085	6,254
	CHINA (TAIWAN).....	2,085	6,254
4202910040	OTHER BAGS, OUTER SURFACE COMPS/PATENT LEATH,NESOI NO	5,280	3,564
	DOMINICAN REPUBLIC.....	5,280	3,564
4202927000	CONTAINERS NESOI W OUTER SURFACE PLSTIC/TEXT MTRLs NO	1,200	11,875
	NETHERLAND ANTIL. EXC ARUBA.....	1,200	11,875
4203100090	ARTICLES OF APPAREL, NESOI NO	40,753	10,606,483
	CHILE.....	16,077	301,306
	DOMINICAN REPUBLIC.....	23,806	10,276,285
	HONG KONG.....	344	10,307

TABLE 5 - EXPORTS OF MERCHANDISE FROM PUERTO RICO TO FOREIGN COUNTRIES,  
BY COMMODITY AND COUNTRY OF DESTINATION: FISCAL YEAR 2000

COMM-CODE	COMMODITY AND UNIT OF QUANTITY	QUANTITY	VALUE-\$
4203400000	NETHERLAND ANTIL. EXC ARUBA.....	526	18,585
	OTH CLOTHING ACCESSORIES, LEATHER/COMPOS LEATHER X.....		197,655
	DOMINICAN REPUBLIC.....		197,655
4205000000	ARTICLES OF LEATHER, NESOI X.....		378,450
	CHILE.....		17,446
	DOMINICAN REPUBLIC.....		331,797
	ECUADOR.....		18,807
	ISRAEL.....		10,400
	FURSKINS AND ARTIFICIAL FUR; MANUFACTURES THEREOF..... TOTAL		2,385,416
4301100000	MINK FURSKINS, RAW, WHOLE NO.....	234	7,459
	GERMANY.....	234	7,459
4301800095	FURSKINS NESOI, RAW, WHOLE NO.....	11	4,749
	JAPAN.....	11	4,749
4303100060	FURSKIN ARTICLE APPAREL CLOTHING ACCESSORIES NESOI NO.....	227,618	2,211,756
	ARUBA.....	5	11,574
	COLOMBIA.....	7,757	193,822
	DOMINICAN REPUBLIC.....	216,201	1,915,001
	MEXICO.....	3,655	91,359
4303900000	ARTICLES OF FURSKINS, NESOI X.....		161,452
	DOMINICAN REPUBLIC.....		102,494
	ITALY.....		8,693
	MEXICO.....		50,265
	WOOD AND ARTICLES OF WOOD;WOOD CHARCOAL; CORK AND ARTICLES OF CORK; MANUFACTURES OF STRAW, OF ESPARTO OR OF OTHER PLAITING MATERIALS;BASKETWARE AND WICKERWORK..... TOTAL		5,648,393
	WOOD AND ARTICLES OF WOOD; WOOD CHARCOAL..... TOTAL		5,355,469
4403200030	PINE, NESOI, LOGS AND TIMBER, IN THE ROUGH, NT TRT M3.....	4	2,894
	ANTIGUA.....	4	2,894
4403910040	OAK, EXCEPT RED OAK, WOOD, IN THE ROUGH, NT TREATD M3.....	293	149,327
	JAPAN.....	293	149,327
4404100040	FENCE PICKETS/PALINGS/RAIL CONIFEROUS WOOD POINTED X.....		4,666
	ARUBA.....		4,666
4407100002	WOOD SWN LGTHWSE TRTD OV 6MM CONIF EX FINGER-JOINT M3.....	546	50,692
	BRITISH VIRGIN ISLANDS.....	366	32,273
	DOMINICAN REPUBLIC.....	105	12,450
	GUADELOUPE.....	75	5,969
4407100016	MIX W.HEMLOCK/AMABILIS FIR(HEM-FIR) EX FINGR-JOINT M3.....	18	16,995
	NETHERLAND ANTIL. EXC ARUBA.....	18	16,995
4407100020	SPRUCE NESOI OV 6MM NT TREATD NESOI EX FINGR-JOINT M3.....	14,413	317,167
	ANGUILLA.....	2,873	65,997
	BRITISH VIRGIN ISLANDS.....	9,105	191,911
	GUADELOUPE.....	1,097	25,250
	NETHERLAND ANTIL. EXC ARUBA.....	176	3,450
	ST.CHRISTOPHER-NEVIS.....	1,162	30,559
4407100042	E.WHT/RED PINE OV6MM NT TREAT RGH EX FINGER-JOINTD M3.....	1,518	88,168
	ANGUILLA.....	32	4,213
	BRITISH VIRGIN ISLANDS.....	40	5,175
	COSTA RICA.....	330	43,637
	GUADELOUPE.....	894	28,122
	MARTINIQUE.....	222	7,021
4407100043	E.WHT/RED PINE OV 6MM NT TRT NESOI EX FINGR-JOINTD M3.....	3,001	146,856
	ANGUILLA.....	1,365	54,393
	BRITISH VIRGIN ISLANDS.....	396	11,192
	DOMINICAN REPUBLIC.....	388	54,289
	GUADELOUPE.....	674	21,071
	NETHERLAND ANTIL. EXC ARUBA.....	178	5,911
4407100046	PITCH PINE OV6MM NT TRT RGH EX FINGER-JOINTED M3.....	201	6,246
	ANGUILLA.....	201	6,246
4407100047	PITCH PINE OV6MM NOT TRT NESOI EX FINGER-JOINTED M3.....	10,104	345,905
	ANGUILLA.....	2,153	75,085
	ANTIGUA.....	70	2,625

TABLE 5 - EXPORTS OF MERCHANDISE FROM PUERTO RICO TO FOREIGN COUNTRIES,  
BY COMMODITY AND COUNTRY OF DESTINATION: FISCAL YEAR 2000

COMM-CODE	COMMODITY AND UNIT OF QUANTITY	QUANTITY	VALUE-\$
4407100049	BRITISH VIRGIN ISLANDS.....	4,494	172,027
	GUADELOUPE.....	1,612	46,652
	NETHERLAND ANTIL. EXC ARUBA.....	1,775	49,516
	PONDEROSA PINE OV 6MM NOT TRT NESOI EX FINGR-JOINT M3.....	736	160,953
	ANGUILLA.....	339	78,662
4407100052	BRITISH VIRGIN ISLANDS.....	211	45,923
	NETHERLAND ANTIL. EXC ARUBA.....	40	7,701
	ST.CHRISTOPHER-NEVIS.....	146	28,667
	PINE WOOD NESOI OV 6MM UNTRT RGH EX FINGR-JOINTED M3.....	63	9,695
	BRITISH VIRGIN ISLANDS.....	63	9,695
4407100057	DOUGLAS FIR NT TREATD NESOI EXCEPT FINGER-JOINTED M3.....	21	7,508
	DOMINICAN REPUBLIC.....	21	7,508
4407100075	YELLOW CEDAR OV6MM UNTREAT NESOI EX FINGER-JOINTD M3.....	75	17,751
	DOMINICAN REPUBLIC.....	75	17,751
4407100077	CEDAR WD NESOI OV6MM UNTREATD NESOI EX FINGR-JOINT M3.....	2	3,847
	BRITISH VIRGIN ISLANDS.....	2	3,847
4407240000	VIROLA/MOHOGANY/IMBUIA/BALSA WOOD SAWN OR CHIP ETC M3.....	352	201,649
	ANGUILLA.....	28	27,228
	ANTIGUA.....	14	14,917
	BRITISH VIRGIN ISLANDS.....	42	36,179
	DOMINICAN REPUBLIC.....	176	36,416
	GUADELOUPE.....	34	29,459
	MARTINIQUE.....	19	18,419
	MONTERRAT.....	4	3,118
	NETHERLAND ANTIL. EXC ARUBA.....	7	6,281
	ST.CHRISTOPHER-NEVIS.....	28	29,632
	DARK/LIGHT RED MERANTI & MERANTI BAKAU ETC, LUMBER M3.....	351	124,234
	DOMINICAN REPUBLIC.....	351	124,234
	OTHER TROPICAL WOOD,WOOD SAWN/CHIPPED LNGTHWSE ETC M3.....	7	5,666
	ANTIGUA.....	3	2,692
	MONTERRAT.....	4	2,974
4407910020	RED OAK WOOD SAWN LENGTHWISE, OVER 6MM, ROUGH M3.....	339	207,157
	DOMINICAN REPUBLIC.....	339	207,157
	CHERRY WOOD SAWN LENGTHWISE OVER 6 MM NESOI M3.....	33	13,832
4407990041	ITALY.....	33	13,832
	BOARD OF WOOD NESOI M3.....	110	7,844
4410190060	DOMINICAN REPUBLIC.....	110	7,844
	PARTICLE & SIMILAR BOARD OF LIGNEOUS MAT'L NESOI M3.....	13	37,210
4410900000	COLOMBIA.....	13	37,210
	FIBERBOARD WD/LIGNEOUS DENSTY .5 -.8 G/CM3, NESOI M3.....	19	6,487
4411290000	ARUBA.....	7	3,362
	DOMINICAN REPUBLIC.....	12	3,125
	PLYWOOD AT LEAST ONE OUTER PLY TROPICAL WOOD M3.....	839	554,452
	ANGUILLA.....	125	81,691
	ANTIGUA.....	15	10,046
	BRITISH VIRGIN ISLANDS.....	218	156,028
	DOMINICAN REPUBLIC.....	53	22,881
	GUADELOUPE.....	158	96,091
	MARTINIQUE.....	22	16,368
	MONTERRAT.....	40	16,415
	NETHERLAND ANTIL. EXC ARUBA.....	27	12,139
	ST.CHRISTOPHER-NEVIS.....	181	142,793
	PLYWOOD ONE OUTER PLY NONCONIF WOOD NESOI COVERED M3.....	10	8,950
	ANTIGUA.....	10	8,950
4412191000	PLYWD OUTR PLIES SFTWD 1 PARANA PINE, SOLELY WOOD M3.....	78	31,308
	DOMINICAN REPUBLIC.....	26	16,864
	MONTERRAT.....	36	6,284
4412194030	NETHERLAND ANTIL. EXC ARUBA.....	16	8,160
	PLYWD 1 OUT PLY VA PINE ETC BOTH OUTER PLIES SFTWD M3.....	2,378	1,088,372
	ANGUILLA.....	255	121,963
	ANTIGUA.....	25	11,702
	ARUBA.....	6	4,743
	BRITISH VIRGIN ISLANDS.....	897	405,064
	GUADELOUPE.....	708	333,316
	MARTINIQUE.....	29	14,178
	MONTERRAT.....	29	14,855
	NETHERLAND ANTIL. EXC ARUBA.....	264	119,792
	ST.CHRISTOPHER-NEVIS.....	165	62,759
4412194080	PLYWD BOTH OUTER PLIES CONIFER WD NESOI NT COVERED M3.....	37	8,532
	ANGUILLA.....	23	5,186

TABLE 5 - EXPORTS OF MERCHANDISE FROM PUERTO RICO TO FOREIGN COUNTRIES,  
BY COMMODITY AND COUNTRY OF DESTINATION: FISCAL YEAR 2000

COMM-CODE	COMMODITY AND UNIT OF QUANTITY	QUANTITY	VALUE-\$
	MONTERRAT.....	14	3,346
4412195010	PLYWD ONE OUTER PLY DOUGLAS FIR BOTH SOFTWD, NESOI M3	30	16,316
	BRITISH VIRGIN ISLANDS.....	30	16,316
4412195030	PLYWD OUTR PLY LONG LEAF PINE ETC BOTH SFTWD NESOI M3	475	214,092
	ANGUILLA.....	156	62,171
	BRITISH VIRGIN ISLANDS.....	160	61,521
	GUADELOUPE.....	69	28,361
	MARTINIQUE.....	29	34,689
	MONTERRAT.....	15	6,158
	NETHERLAND ANTIL. EXC ARUBA.....	19	7,265
	ST.CHRISTOPHER-NEVIS.....	27	13,927
4412195050	PLYWOOD BOTH OUTER PLIES OF CONIFEROUS WOOD, NESOI M3	12	8,057
	ANTIGUA.....	1	3,677
	BRITISH VIRGIN ISLANDS.....	11	4,380
4412990000	VENEER PANELS AND SIMILAR LAMINATED WOOD, NESOI M3	436	136,501
	ANGUILLA.....	200	51,586
	BRITISH VIRGIN ISLANDS.....	128	29,384
	DOMINICAN REPUBLIC.....	54	27,295
	NETHERLAND ANTIL. EXC ARUBA.....	54	28,236
4414000000	WOODEN FRAMES PAINTINGS, PHOTOGRAPHS, MIRRORS, ETC NO	541	12,200
	DOMINICAN REPUBLIC.....	534	8,000
	UNITED KINGDOM OF GT BRITAIN.....	7	4,200
4415100000	CASES/BOXES/CRATES/SIMLR PACKNGS, CABLE-DRUMS, WOO NO	5,691	28,162
	COSTA RICA.....	3,450	15,000
	JAPAN.....	80	4,000
	MARTINIQUE.....	2,161	9,162
4417000000	TOOLS/TOOL & BROOM BODIES ETC SHOE LAST/TREES WOOD X		62,910
	DOMINICAN REPUBLIC.....		62,910
4418100000	WINDOWS, FRENCH-WINDOWS AND THEIR FRAMES, OF WOOD NO	1,994	81,089
	ANGUILLA.....	100	3,130
	BRITISH VIRGIN ISLANDS.....	1,312	63,116
	MONTERRAT.....	582	14,843
4418200030	FLUSH DOORS, OF WOOD NO	1,439	39,760
	BARBADOS.....	147	5,475
	BRITISH VIRGIN ISLANDS.....	312	8,455
	GUADELOUPE.....	103	3,441
	NETHERLAND ANTIL. EXC ARUBA.....	499	13,909
	ST.CHRISTOPHER-NEVIS.....	378	8,480
4418200060	DOORS AND THEIR FRAMES, THRESHOLDS, OF WOOD, NESOI NO	3,905	331,073
	ANGUILLA.....	771	75,192
	ANTIGUA.....	135	13,318
	BRITISH VIRGIN ISLANDS.....	648	68,118
	DOMINICA.....	236	14,474
	GUADELOUPE.....	344	36,504
	MONTERRAT.....	117	7,705
	NETHERLAND ANTIL. EXC ARUBA.....	1,140	84,325
	ST.CHRISTOPHER-NEVIS.....	514	31,437
4418904060	FABRICATED STRUCTURAL WOOD MEMBERS X		180,000
	DOMINICAN REPUBLIC.....		180,000
4418904080	BUILDERS' JOINERY AND CARPENTRY OF WOOD, NESOI X		220,486
	BRAZIL.....		15,858
	DOMINICAN REPUBLIC.....		92,093
	GUADELOUPE.....		4,285
	JAMAICA.....		21,777
	NETHERLAND ANTIL. EXC ARUBA.....		86,473
4419000000	TABLEWARE AND KITCHENWARE, OF WOOD X		10,829
	CHILE.....		5,000
	DOMINICAN REPUBLIC.....		5,829
4420100000	STATUETTES AND OTHER ORNAMENTS, OF WOOD X		7,225
	JAPAN.....		7,225
4420907000	JEWELRY BOXES/SILVERWARE CHESTS/CIGAR BOX ETC WOOD NO	35,438	70,888
	ARUBA.....	11,541	23,085
	BRITISH VIRGIN ISLANDS.....	2,157	4,315
	DOMINICAN REPUBLIC.....	2,125	4,250
	NETHERLAND ANTIL. EXC ARUBA.....	19,615	39,238
4420908000	WOOD MARQUETRY, INLAID WOOD, CASKETS, ETC, NESOI X		114,611
	ARUBA.....		9,440
	GUADELOUPE.....		36,969
	JAPAN.....		2,611
	NETHERLAND ANTIL. EXC ARUBA.....		53,356



TABLE 5 - EXPORTS OF MERCHANDISE FROM PUERTO RICO TO FOREIGN COUNTRIES,  
BY COMMODITY AND COUNTRY OF DESTINATION: FISCAL YEAR 2000

COMM-CODE	COMMODITY AND UNIT OF QUANTITY	QUANTITY	VALUE-\$
4421909850	ST. LUCIA.....		12,235
	ARTICLES OF WOOD, NESOI..... X		196,907
	ANGUILLA.....		6,270
	BRITISH VIRGIN ISLANDS.....		23,603
	BULGARIA.....		108,926
	CANADA.....		18,322
	GUADELOUPE.....		10,929
	JORDAN.....		7,014
	NETHERLAND ANTIL. EXC ARUBA.....		14,214
	UKRAINE.....		7,629
	CORK AND ARTICLES OF CORK..... TOTAL		292,924
4504100000	BLOCKS/PLATES/SHEETS/TILE/DISKS ETC OF AGGLOM CORK..... KG	14,697	5,740
	DOMINICAN REPUBLIC.....	14,697	5,740
4504900000	AGGLOMERATED CORK & ARTICLES OF AGGLOM CORK, NESOI..... X		287,184
	ARUBA.....		11,806
	GUADELOUPE.....		12,000
	JAMAICA.....		263,378
	PULP OF WOOD OR OF OTHER FIBROUS CELLULOSIC MATERIAL; WASTE AND SCRAP OF PAPER OR PAPERBOARD; PAPER AND PAPERBOARD AND ARTICLES THEREOF..... TOTAL		46,323,183
	PULP OF WOOD OR OF OTHER FIBROUS CELLULOSIC MATERIAL; WASTE AND SCRAP OF PAPER OR PAPERBOARD..... TOTAL	146,836	21,640,177
4707100000	WASTE, SCRAP UNBLEACH KRAFT, CORRUGATD PAPER/PPRBD..... T	59,035	6,538,234
	CHINA (TAIWAN).....	222	27,096
	COLOMBIA.....	5,125	460,278
	DOMINICAN REPUBLIC.....	140	22,050
	ECUADOR.....	11,298	790,506
	FRANCE.....	493	39,447
	INDIA.....	814	109,554
	ITALY.....	809	88,920
	PANAMA.....	161	21,170
	REPUBLIC OF KOREA.....	2,968	416,259
	SAUDI ARABIA.....	246	26,493
	SPAIN.....	1,941	154,878
	THAILAND.....	3,652	559,485
	VENEZUELA.....	31,166	3,822,098
4707200020	HIGH-GRADE DEINKING WASTE PAPER AND PAPERBOARD..... T	31,999	6,169,892
	CHINA (TAIWAN).....	246	13,500
	CHINA, PEOPLE'S REP. (MAINLAND).....	246	14,624
	FRANCE.....	490	66,262
	HONG KONG.....	111	20,766
	ITALY.....	5,355	864,999
	MEXICO.....	1,262	289,735
	REPUBLIC OF KOREA.....	2,440	400,223
	SPAIN.....	18,899	4,201,998
	THAILAND.....	2,905	291,853
	URUGUAY.....	45	5,932
4707200040	WASTE/SCRAP PPR/PPRBD, BLCH CHEM PULP, NOT COLORED..... T	841	161,441
	REPUBLIC OF KOREA.....	191	56,197
	URUGUAY.....	49	15,010
	VENEZUELA.....	601	90,234
4707300020	NEWSPRINT WASTE AND SCRAP PAPER..... T	5,652	695,304
	COLOMBIA.....	171	32,186
	ECUADOR.....	1,224	145,500
	PANAMA.....	1,587	196,000
	PERU.....	318	67,300
	REPUBLIC OF KOREA.....	2,352	254,318
4707300040	WASTE/SCRAP PAPER, PAPERBD, MECHANICAL PULP, NESOI..... T	23,427	4,555,244
	CHINA (TAIWAN).....	30	8,250
	COLOMBIA.....	1,200	216,931
	ECUADOR.....	906	186,278
	GUATEMALA.....	59	27,000
	ITALY.....	810	278,881

TABLE 5 - EXPORTS OF MERCHANDISE FROM PUERTO RICO TO FOREIGN COUNTRIES,  
BY COMMODITY AND COUNTRY OF DESTINATION: FISCAL YEAR 2000

COMM-CODE	COMMODITY AND UNIT OF QUANTITY	QUANTITY	VALUE-\$
	NETHERLANDS.....	1,249	290,695
	PANAMA.....	416	158,769
	PERU.....	995	195,000
	PHILIPPINES.....	494	81,345
	REPUBLIC OF KOREA.....	2,830	469,025
	SPAIN.....	344	52,971
	THAILAND.....	370	64,550
	VENEZUELA.....	13,724	2,525,549
4707900000	WASTE, SCRAP, INCL UNSORTED, PAPER, PAPERBD, NESOI T	25,882	3,520,062
	ARGENTINA.....	296	77,883
	BANGLADESH.....	207	70,578
	CHILE.....	98	24,695
	CHINA (TAIWAN).....	149	12,015
	CHINA,PEOPLE'S REP.(MAINLAND).....	115	24,408
	COLOMBIA.....	123	19,959
	INDIA.....	8,998	1,148,139
	INDONESIA.....	25	3,945
	JAPAN.....	21	5,802
	MEXICO.....	90	30,235
	PANAMA.....	98	36,000
	PERU.....	123	24,951
	PHILIPPINES.....	25	7,171
	REPUBLIC OF KOREA.....	5,958	842,338
	THAILAND.....	7,745	977,217
	UNITED ARAB EMIRATES.....	1,418	169,726
	YEMEN.....	393	45,000
	PAPER AND PAPERBOARD; ARTICLES OF PAPER PULP, OF PAPER OR OF PAPERBOARD..... TOTAL		22,424,474
4801000000	NEWSPRINT, IN ROLLS OR SHEETS T	58	34,795
	DOMINICAN REPUBLIC.....	58	34,795
4802518000	PPR/PBRD UNCTD NOV 10% MECH NESOI < 40G/M2, RL/SHT KG	11,864	30,817
	DOMINICA.....	7,553	11,120
	FRANCE.....	1,287	4,306
	ST.CHRISTOPHER-NEVIS.....	3,024	15,391
4802528000	PPR/PBRD UNCTD NOV 10% MECH NESOI 40-150G/M2 RL/SH KG	1,047,180	896,222
	DOMINICAN REPUBLIC.....	1,009,567	826,646
	NETHERLAND ANTIL. EXC ARUBA.....	8,404	19,576
	PANAMA.....	29,209	50,000
4802609000	PPR/PBOARD UNCTD OVER 10% MECH FBRS NESOI ROLL/SHT KG	7,522	16,234
	CHINA (TAIWAN).....	7,522	16,234
4803000000	TOILET ETC HSHLD/SANTRY STOCK PAPER IN ROLL/SHEETS KG	350,878	522,590
	ARUBA.....	3,678	3,568
	DOMINICAN REPUBLIC.....	305,944	459,749
	GUYANA.....	260	8,477
	NETHERLAND ANTIL. EXC ARUBA.....	40,996	50,796
4804394040	KRAFT WRAPPING PPR UNCTD NESOI BLCHD 150G/M2/LESS KG	65,603	166,919
	DOMINICAN REPUBLIC.....	65,603	166,919
4804420050	KRFT PPR/PPRBRD UNCTD NESOI BLCHD 151-224G/M2 ROLL KG	11,314	4,346
	NORWAY.....	11,314	4,346
4804490000	OTH KRFT PPR/PPRBRD UNCTD BLCHD NESOI 151-224G/M2 KG	36,584	57,611
	COSTA RICA.....	36,584	57,611
4804510000	KRFT PPR/PPRBRD UNCTD UNBLCHD 225G/M2/MORE RLL/SHT KG	33,207	13,137
	CHILE.....	33,207	13,137
4805400000	FILTER PPR & PPRBRD EX KRAFT UNCTD IN ROLLS/SHEETS KG	2,598	3,708
	COLOMBIA.....	2,598	3,708
4805609020	CORRUGATN MED PPR/PBRD UNCTD 31-150G/M2 EX KRF ETC KG	1,721,625	619,784
	VENEZUELA.....	1,721,625	619,784
4805705000	PPR/PBRD EX KRAFT UNCTD NESOI 151-224G/M2 RLL/SHTS KG	45,567	36,792
	CHILE.....	30,422	24,528
	DOMINICAN REPUBLIC.....	15,145	12,264
4805805000	PPR/PBRD EX KRAFT UNCTD NESOI 225G/M2 > ROLLS/SHTS KG	54,189	28,090
	PHILIPPINES.....	54,189	28,090
4807905000	COMPOSITE PAPER/PPRBOARD NESOI NT IMPREGNTD ETC RL KG	6,250	9,462
	COSTA RICA.....	4,397	4,400
	HONG KONG.....	1,853	5,062
4808100000	CORRUGATED PPR/PBRD, W/N PERFORATED NESOI ROLL/SHT KG	1,431	2,798
	DOMINICAN REPUBLIC.....	1,431	2,798
4808900000	PAPER/PBOARD NESOI EMBOSSED OR PERFORATED ROLL/SHT KG	9,431	171,918

TABLE 5 - EXPORTS OF MERCHANDISE FROM PUERTO RICO TO FOREIGN COUNTRIES,  
BY COMMODITY AND COUNTRY OF DESTINATION: FISCAL YEAR 2000

COMM-CODE	COMMODITY AND UNIT OF QUANTITY	QUANTITY	VALUE-\$
	DOMINICAN REPUBLIC.....	9,431	171,918
4809200000	SELF-COPY PAPER, IN ROLLS OR SHEETS KG	10,087	22,405
	TRINIDAD @ TOBAGO.....	10,087	22,405
4809900000	COPYING/TRANSFER PAPER COATD/IMPREGNTD ROLL/SHEETS KG	370	3,500
	BRITISH VIRGIN ISLANDS.....	370	3,500
4810114000	PPR/PBRD WRITNG ETC NESOI CLAY CTD NOV 150G/M2 ETC KG	74,711	29,507
	DOMINICAN REPUBLIC.....	74,711	29,507
4810210000	PAPER, LIGHT-WGH COATED WRITING ETC OVER 10% MECH KG	4,441	3,250
	DOMINICAN REPUBLIC.....	4,441	3,250
4810290000	PPR/PBRD EX LIT-WGH WRITNG ETC CLAY CTD OV 10% MEC KG	2,480,447	1,480,100
	DOMINICAN REPUBLIC.....	2,480,447	1,480,100
4810320020	KRFT FOLDNG CARTN BRD CLAY CTD BLCH OV 150G/M2 RLL KG	111,274	109,955
	DOMINICAN REPUBLIC.....	111,274	109,955
4811392000	PRINTING PPR CTD/IMPG/COV PLASTIC W/N BLC 150G/M2< KG	29,193	97,603
	ANGUILLA.....	4,209	20,660
	BRITISH VIRGIN ISLANDS.....	24,984	76,943
4811903000	PPR/PPRBOARD, IMPREGNATED WTH LATEX, IN ROLL/SHEET KG	3,998	27,572
	DOMINICAN REPUBLIC.....	3,998	27,572
4811909000	PPR/PBRD/CELLULSE WADDNG & WEBS COAT/COV ETC NESOI KG	255,647	94,838
	BARBADOS.....	7,919	6,480
	COLOMBIA.....	233,820	51,000
	TRINIDAD @ TOBAGO.....	13,908	37,358
4813200000	CIGARETTE PAPER IN ROLLS OF A WIDTH NOT OVER 5 CM KG	26,029	112,101
	DOMINICAN REPUBLIC.....	26,029	112,101
4816100000	CARBON & SIMLR COPYING PAPERS, CUT TO SIZE/SHAPE KG	10,808	6,760
	ANGUILLA.....	10,808	6,760
4816900000	TRANSFER PPRS CUT TO SIZE/SHAPE & PPR OFFSET PLATE KG	7,119	15,170
	DOMINICAN REPUBLIC.....	7,119	15,170
4817300000	PPR/PBRD BOXES/POUCHES/ETC CONT ASSORTMNT STATNERY KG	2,721	5,792
	ST. LUCIA.....	1,278	2,720
	ST.VINCENT @ THE GRENADINES.....	1,443	3,072
4818100000	TOILET PAPER KG	22,654	31,508
	ANGUILLA.....	4,474	5,950
	ARUBA.....	680	3,060
	DOMINICAN REPUBLIC.....	11,852	15,762
	GUADELOUPE.....	2,153	3,860
	NETHERLAND ANTIL. EXC ARUBA.....	3,495	2,876
4818200020	TOWELS OF PAPER PULP/PAPER/CELLULOSE WADDING/WEBS KG	21,232	42,013
	ANGUILLA.....	185	5,166
	BRITISH VIRGIN ISLANDS.....	2,215	7,017
	DOMINICAN REPUBLIC.....	2,315	3,630
	GUADELOUPE.....	2,370	6,005
	NETHERLAND ANTIL. EXC ARUBA.....	9,533	14,162
	TRINIDAD @ TOBAGO.....	4,614	6,033
4818200040	HANDKERCHIEFS & CLEANSING/FACIAL TISSUES PAPER ETC KG	29,383	60,587
	NETHERLAND ANTIL. EXC ARUBA.....	29,383	60,587
4818402000	SANITARY PRODUCTS OF PAPER PULP KG	4,950	22,471
	ANGUILLA.....	4,950	22,471
4818404010	SANITARY NAPKINS/TAMPONS EX PPR PULP, OF PAPER ETC KG	34,897	115,364
	JAMAICA.....	6,199	31,586
	NETHERLAND ANTIL. EXC ARUBA.....	23,841	47,516
	TRINIDAD @ TOBAGO.....	4,857	36,262
4818404030	DIAPERS & DIAPER LINERS EX PAPER PULP OF PAPER ETC KG	1,259,547	3,694,024
	ANTIGUA.....	10,957	38,905
	ARUBA.....	14,566	68,970
	BAHAMAS.....	31,125	100,255
	BRITISH VIRGIN ISLANDS.....	5,031	16,560
	CHINA, PEOPLE'S REP. (MAINLAND).....	23,599	11,025
	DOMINICAN REPUBLIC.....	516,935	1,732,946
	GUADELOUPE.....	1,452	61,420
	HAITI.....	45,715	35,909
	JAMAICA.....	227,220	989,277
	MEXICO.....	302,884	349,979
	NETHERLAND ANTIL. EXC ARUBA.....	71,704	275,014
	ST.CHRISTOPHER-NEVIS.....	7,405	11,000
	SURINAME.....	954	2,764
4818404060	SANITARY PRODUCTS NESOI EX PPR PULP, OF PAPER ETC KG	18,518	80,899
	ARUBA.....	1,343	4,642
	DOMINICAN REPUBLIC.....	15,114	65,167
	NETHERLAND ANTIL. EXC ARUBA.....	2,061	11,090

TABLE 5 - EXPORTS OF MERCHANDISE FROM PUERTO RICO TO FOREIGN COUNTRIES,  
BY COMMODITY AND COUNTRY OF DESTINATION: FISCAL YEAR 2000

COMM-CODE	COMMODITY AND UNIT OF QUANTITY	QUANTITY	VALUE-\$
4818500000	ARTCLS OF APPAREL/CLOTHING ACCESSORS OF PAPER ETC KG	7,723	31,870
	ANTIGUA.....	243	6,524
	BARBADOS.....	144	5,040
	EL SALVADOR.....	4,201	10,000
	GUADELOUPE.....	3,069	7,306
	SPAIN.....	66	3,000
4818900000	BED SHEETS & SIMLR HOUSEHLD/HOSPITAL ART PPR NESOI KG	2,346	91,634
	COLOMBIA.....	704	22,440
	COSTA RICA.....	936	34,245
	DOMINICAN REPUBLIC.....	96	4,280
	EL SALVADOR.....	131	5,332
	GUATEMALA.....	479	25,337
4819100020	SANITARY FOOD & BEV CNTNRS, CORRUGATED PPR/PPRBRD KG	9,529	20,109
	HONG KONG.....	9,529	20,109
4819100040	CARTONS/BOXES/CASES OF CORRUGATED PPR/PBRD, NESOI KG	4,884,759	8,016,871
	BRITISH VIRGIN ISLANDS.....	2,020	2,885
	COSTA RICA.....	4,029,351	6,489,206
	DOMINICAN REPUBLIC.....	813,829	1,454,167
	ECUADOR.....	13,089	12,360
	HONG KONG.....	9,406	20,108
	IRELAND.....	1,034	5,671
	MALAYSIA.....	3,180	16,735
	NETHERLAND ANTIL. EXC ARUBA.....	12,452	11,639
	TRINIDAD @ TOBAGO.....	398	4,100
4819200040	FLDNG CRTNS/BOXES/CASES OF NON-CORRUGATED PR NESOI KG	95,417	688,964
	DOMINICAN REPUBLIC.....	94,485	673,652
	FRANCE.....	200	5,920
	GERMANY.....	281	5,040
	NORWAY.....	451	4,352
4819300020	SHIPPING SACKS/MULTIWALL BAGS BASE WIDTH 40CM>, PPR KG	159,967	267,607
	NETHERLAND ANTIL. EXC ARUBA.....	70,155	98,530
	PANAMA.....	89,812	169,077
4819300040	SACKS & BAGS, BASE WIDTH OF 40CM/MORE, PAPER NESOI KG	20,812	50,530
	BRITISH VIRGIN ISLANDS.....	1,525	3,530
	NETHERLAND ANTIL. EXC ARUBA.....	19,287	47,000
4819400020	SHIPPING SACKS/MULTIWALL BAGS BASE WIDTH <40CM, PP KG	3,396	2,680
	GERMANY.....	3,396	2,680
4819502000	SANITARY FOOD & BEV CNTRS OF PAPER, P/BRD ETC NESO KG	13,063	31,529
	JAMAICA.....	13,063	31,529
4819503000	RECORD SLEEVES OF PAPER OR PAPERBOARD KG	2,091	9,790
	BARBADOS.....	2,091	9,790
4819504020	FIBER DRUMS/CANS/TUBES & SIMLR CNTRS OF PAPER ETC KG	590	4,406
	TRINIDAD @ TOBAGO.....	590	4,406
4819504040	RIGID BOXES & CARTONS OF PAPER/PAPERBOARD, NESOI KG	142,627	371,293
	BELGIUM.....	919	5,011
	CHINA (TAIWAN).....	33,827	78,731
	COSTA RICA.....	36,330	134,420
	DOMINICAN REPUBLIC.....	26,765	53,418
	HONG KONG.....	44,786	99,713
4819504060	PACKING CONTAINERS NESOI OF PAPER, PPRBRD, ETC KG	78,612	67,248
	BRAZIL.....	69,309	45,838
	DOMINICAN REPUBLIC.....	6,125	11,115
	FRANCE.....	3,178	10,295
4819600000	BOX FILES/LTTR TRAY/STORAGE BOX ETC, OFFICE/SHOPS KG	28,829	61,296
	DOMINICAN REPUBLIC.....	28,829	61,296
4820100000	REGISTERS/ACCT BKS/NOTEBOOKS/LETTER PAD ETC PPR/PBRD NO	100,599	186,956
	BAHAMAS.....	7,369	7,000
	BELIZE.....	2,784	2,644
	BRITISH VIRGIN ISLANDS.....	9,072	5,352
	DOMINICAN REPUBLIC.....	68,362	159,600
	MEXICO.....	5,264	5,000
	NETHERLAND ANTIL. EXC ARUBA.....	7,748	7,360
4820300040	BINDERS EX LOOSELEAF/FOLDERS/FILE COVERS, PPR/PBRD KG	169,366	151,909
	DOMINICAN REPUBLIC.....	169,366	151,909
4820400000	MANIFOLD BUSINESS FORMS/INTRLEAVD CARBON SETS PPR KG	36,152	368,384
	DOMINICAN REPUBLIC.....	7,266	2,688
	JAPAN.....	28,886	365,696
4820500000	ALBUMS FOR SAMPLES/COLLECTIONS OF PAPER/PAPERBOARD NO	994	4,193
	DOMINICAN REPUBLIC.....	994	4,193
4820900000	BLOTTING PADS/BOOK COVERS/ARTCL STATNRY NESOI,PAPR KG	10,348	21,600

TABLE 5 - EXPORTS OF MERCHANDISE FROM PUERTO RICO TO FOREIGN COUNTRIES,  
BY COMMODITY AND COUNTRY OF DESTINATION: FISCAL YEAR 2000

COMM-CODE	COMMODITY AND UNIT OF QUANTITY	QUANTITY	VALUE-\$
4821100000	DOMINICAN REPUBLIC.....	10,348	21,600
	PAPER AND PAPERBOARD LABELS OF ALL KINDS, PRINTED KG	62,445	1,473,172
	BRAZIL.....	3	2,845
	BRITISH VIRGIN ISLANDS.....	212	2,560
	CANADA.....	1,177	14,124
4821902000	DOMINICAN REPUBLIC.....	61,053	1,453,643
	PAPER/PPRBOARD LABELS, UNPRINTED, PRESSURE-SENSTVE KG	120,611	24,063
	DOMINICAN REPUBLIC.....	119,991	15,327
4821904000	UNITED KINGDOM OF GT BRITAIN.....	620	8,736
	PAPER/PPRBRD LABELS, UNPRINTED, NOT PRESSR-SENSTVE KG	894	9,060
	DOMINICAN REPUBLIC.....	658	5,500
	ITALY.....	236	3,560
4822900000	BOBBINS & SIMLR SUPPORTS NESOI OF PPR PULP PPR ETC KG	49,085	81,835
	DOMINICAN REPUBLIC.....	49,085	81,835
4823110000	GUMMED/ADHESIVE PPR STRIP/ROLL PRSSR-SENS NT LABEL KG	996	21,272
	ANTIGUA.....	504	8,841
	NETHERLAND ANTIL. EXC ARUBA.....	420	9,486
	ST.CHRISTOPHER-NEVIS.....	72	2,945
4823190000	GUMMED/ADHESIVE PPR STRIP/RLL NT PRSS-SEN NT LABEL KG	203,992	282,737
	CHILE.....	19,066	22,811
	DOMINICAN REPUBLIC.....	184,926	259,926
4823400000	ROLL/SHEET/DIAL PRINTED FR SELF-RECORDNG APPR, PPR KG	4,214	8,900
	TRINIDAD @ TOBAGO.....	4,214	8,900
4823592000	BASIC PAPER TO BE SENSITZD FOR PHOTOGRPHY CUT SIZE KG	3,611	28,701
	DOMINICAN REPUBLIC.....	3,611	28,701
4823594040	PPR/PBRD FOR GRAPHIC ETC NESOI CUT TO SIZE/SHAPE KG	913	20,067
	DOMINICAN REPUBLIC.....	913	20,067
4823600020	CUPS & ROUND NESTED FOOD CNTNRS OF PAPER/PPRBOARD KG	22,757	47,670
	DOMINICAN REPUBLIC.....	13,528	27,670
	GRENADA.....	9,229	20,000
4823600040	TRAYS/DISHES/PLATES ETC NESOI OF PAPER/PPRBOARD KG	23,113	120,318
	DOMINICAN REPUBLIC.....	2,063	4,630
	GRENADA.....	1,950	6,120
	GUADELOUPE.....	8,551	42,000
	UNITED KINGDOM OF GT BRITAIN.....	10,549	67,568
4823700000	MOLDED OR PRESSED ARTICLES OF PAPER PULP KG	48,818	30,681
	ANGUILLA.....	949	4,563
	DOMINICAN REPUBLIC.....	47,869	26,118
4823903000	CARDS, NOT PUNCHED FR PUNCH CARD MACHINE, PPR/PBRD KG	10,661	37,317
	BARBADOS.....	2,949	16,538
	DOMINICAN REPUBLIC.....	1,587	6,324
	TRINIDAD @ TOBAGO.....	6,125	14,455
4823908550	ARTICLES OF PPR PULP/PPR/PPRBRD/CELLULSE ETC NESOI KG	75,095	1,119,170
	BELGIUM.....	4,442	450,584
	BRAZIL.....	923	38,216
	BRITISH VIRGIN ISLANDS.....	117	14,803
	CHILE.....	14,427	12,264
	COSTA RICA.....	6,396	93,803
	DOMINICA.....	32	2,945
	DOMINICAN REPUBLIC.....	42,877	365,639
	JAMAICA.....	289	9,600
	SINGAPORE.....	696	36,301
	ST.CHRISTOPHER-NEVIS.....	79	13,018
	TRINIDAD @ TOBAGO.....	4,331	61,837
	VENEZUELA.....	486	20,160
	PRINTED BOOKS, NEWSPAPERS, PICTURES AND OTHER PRODUCTS OF THE PRINTING INDUSTRY;MANUSCRIPTS,TYPESCRIPTS AND PLANS..... TOTAL		2,258,532
4901100000	PRINTED BOOKS/BROCHURES/LEAFLETS ETC,SINGLE SHEETS KG	926	51,859
	DOMINICAN REPUBLIC.....	374	4,854
	ITALY.....	459	39,469
	REPUBLIC OF KOREA.....	93	7,536
4901910020	DICTIONARIES (INCLUDING THESAURUSES) NO	821	15,653
	DOMINICAN REPUBLIC.....	821	15,653
4901910040	ENCYCLOPEDIAS AND SERIAL INSTALLMENTS THEREOF NO	3,633	16,500
	MEXICO.....	3,633	16,500
4901990010	TEXTBOOKS NO	13,104	96,870

TABLE 5 - EXPORTS OF MERCHANDISE FROM PUERTO RICO TO FOREIGN COUNTRIES,  
BY COMMODITY AND COUNTRY OF DESTINATION: FISCAL YEAR 2000

COMM-CODE	COMMODITY AND UNIT OF QUANTITY	QUANTITY	VALUE-\$
	DOMINICAN REPUBLIC.....	284	5,302
	MEXICO.....	10,975	46,639
	NETHERLANDS.....	1,845	44,929
4901990040	BIBLES/TESTAMENTS/PRAYER BOOKS OTH RELIGIOUS BOOKS NO	15,000	3,750
	DOMINICAN REPUBLIC.....	15,000	3,750
4901990050	TECHNICAL, SCIENTIFIC AND PROFESSIONAL BOOKS NO	13,570	1,685,456
	BELGIUM.....	1,000	59,990
	DOMINICAN REPUBLIC.....	10,884	1,600,000
	MALAYSIA.....	800	5,376
	NETHERLANDS.....	886	20,090
4901990055	ART AND PICTORIAL BOOKS PRINTED NOT SINGLE SHEETS NO	4,185	6,277
	MEXICO.....	4,185	6,277
4901990093	PRINTED MATTER NESOI 49 OR MORE PAGES EA EX COVERS NO	149,978	105,905
	INDIA.....	72,725	47,617
	UNITED KINGDOM OF GT BRITAIN.....	77,253	58,288
4902905000	JOURNALS/PERIODICALS NESOI, INCL SINGL ISSUES TIED NO	9,660	14,486
	DOMINICAN REPUBLIC.....	9,660	14,486
4903000000	CHILDREN'S PICTURE, DRAWING OR COLORING BOOKS NO	168,967	9,588
	DOMINICAN REPUBLIC.....	168,967	9,588
4906000000	PLANS, DRAWINGS FOR ARCHITECTURAL, ETC PURPOSES KG	21	3,240
	DOMINICAN REPUBLIC.....	21	3,240
4907000000	UNUSED POSTAGE, BANKNOTES, CHECK FORMS, STOCK, ETC KG	1	3,317
	ISRAEL.....	1	3,317
4911100050	CATALOGS, PRINTED KG	80	20,000
	ISRAEL.....	80	20,000
4911100090	TRADE ADVERTISING MATERIAL, PRINTED, NESOI KG	8,694	122,842
	ANTIGUA.....	313	9,061
	DOMINICAN REPUBLIC.....	3,593	28,999
	IRELAND.....	4,169	81,304
	MEXICO.....	619	3,478
4911910020	POSTERS, PRINTED KG	59	3,270
	REP. OF SOUTH AFRICA.....	59	3,270
4911910040	PICTURES, DESIGNS AND PHOTOGRAPHS, PRINTED, NESOI KG	10,366	9,960
	BERMUDA.....	69	3,000
	DOMINICAN REPUBLIC.....	10,297	6,960
4911990000	PRINTED MATTER, NESOI KG	3,829	89,559
	ARUBA.....	42	3,926
	DOMINICAN REPUBLIC.....	2,587	52,428
	ISRAEL.....	964	27,113
	NETHERLAND ANTIL. EXC ARUBA.....	36	3,369
	TRINIDAD @ TOBAGO.....	200	2,723
	TEXTILES AND TEXTILES ARTICLES..... TOTAL		199,987,595
	SILK..... TOTAL		676,749
5004000000	SILK YARN NOT PUT UP FOR RETAIL SALE KG	345	8,797
	GUATEMALA.....	345	8,797
5007100000	WOVEN FABRICS OF NOIL SILK M2	356	2,718
	DOMINICAN REPUBLIC.....	356	2,718
5007900000	WOVEN FABRICS OF SILK OR SILK WASTE - OTHER NESOI M2	86,984	665,234
	ANGUILLA.....	1,022	7,814
	BRITISH VIRGIN ISLANDS.....	683	5,220
	DOMINICAN REPUBLIC.....	85,279	652,200
	WOOL,FINE OR COARSE ANIMAL HAIR; HORSEHAIR YARN AND WOVEN FABRIC..... TOTAL	430	5,000
5107200000	YARN OF COMBED WOOL,NOT FOR RETAIL SALE, <85% WOOL KG	430	5,000
	FRANCE.....	430	5,000
	COTTON..... TOTAL		2,859,077
5201001090	COT,NOT CARDED/COMBED,STP LN GH >25.4 AND <28.58 MM RBA	1,320	315,500
	DOMINICAN REPUBLIC.....	1,320	315,500
5202100000	COTTON WASTE: YARN WASTE (INCLUDING THREAD WASTE) KG	29,497	15,809
	DOMINICAN REPUBLIC.....	29,497	15,809
5204190000	COTTON SEWING THREAD,NOT RETAIL,<85% BY WGT COTTON KG	12,779	115,819
	CHINA (TAIWAN).....	2,599	75,553
	DOMINICAN REPUBLIC.....	10,180	40,266

TABLE 5 - EXPORTS OF MERCHANDISE FROM PUERTO RICO TO FOREIGN COUNTRIES,  
BY COMMODITY AND COUNTRY OF DESTINATION: FISCAL YEAR 2000

COMM-CODE	COMMODITY AND UNIT OF QUANTITY	QUANTITY	VALUE-\$
5204200000	COTTON SEWING THREAD, PUT UP FOR RETAIL SALE KG	12,435	210,812
	DOMINICAN REPUBLIC.....	12,435	210,812
5205120000	COT YRN,SINGL,UNCMBD,>=85%COT,NT RETAIL,>14NM<=43NM KG	16,367	80,203
	CANADA.....	8,015	17,289
	DOMINICAN REPUBLIC.....	8,352	62,914
5205220000	COT YRN,SINGL,COMBD,>=85%COT,NT RETAIL,>14NM<=43NM KG	54,498	144,427
	DOMINICAN REPUBLIC.....	54,498	144,427
5205230000	COT YRN,SINGL,COMBO,>=85%COT,NT RETAIL,>43NM<=52NM KG	50,211	152,488
	DOMINICAN REPUBLIC.....	50,211	152,488
5208114090	OTHER PLAIN WV,UNBLEACHED,>=85%COT,<=100G/M2,44-6# M2	2,283	3,412
	ISRAEL.....	2,283	3,412
5208128090	OTHER PLAIN WV,UNBLCH,>=85%COT,>100<=200G/M2,>=69# M2	2,005	4,008
	DOMINICAN REPUBLIC.....	2,005	4,008
5208330000	3 OR 4-THREAD TWIL(INC CROSS)DYED>=85%COT<=200G/M2 M2	131,137	130,802
	DOMINICAN REPUBLIC.....	131,137	130,802
5208524040	WOV FAB COT CON >85% WGT COT >100G/M2 #44-68 SHEET M2	105,273	130,155
	DOMINICAN REPUBLIC.....	105,273	130,155
5208599000	WOV COT FAB, 85% COT PRINT NOT PL NESOI NOV200G/M2 M2	85,962	95,225
	DOMINICAN REPUBLIC.....	85,962	95,225
5209110090	WOV COT FAB 85% COT UNBL PL WV >200 G/M2 OT P WV D M2	1,290	8,877
	DOMINICAN REPUBLIC.....	1,290	8,877
5209320000	WOV COT FAB, 85% COT, DY 3-OR4-TH TWILL OV 200G/M2 M2	369,616	685,571
	DOMINICAN REPUBLIC.....	369,616	685,571
5209390070	WOV COT FAB 85% COT, DY NOTPLWOV NESOI OV 200 G/M2 M2	49,558	175,537
	ANTIGUA.....	21,466	74,149
	ARUBA.....	19,245	70,838
	NETHERLAND ANTIL. EXC ARUBA.....	8,847	30,550
5209420050	WOV FAB COT >85% COT >200G/M2 YR DF C D >360G/M2 M2	102,475	295,131
	DOMINICAN REPUBLIC.....	102,475	295,131
5209490000	WOV COT FAB >85% COT YN DY >200 G/M2 OTH FABRICS M2	23,425	38,101
	DOMINICAN REPUBLIC.....	23,425	38,101
5209590070	WOV COT FAB 85% COT, PR NOTPLWOV NESOI OV 200 G/M2 M2	76,974	85,625
	DOMINICAN REPUBLIC.....	76,974	85,625
5210499000	WOV COT FAB UN85%COTMMF YNDY NOPL NESOI NOV200G/M2 M2	22,110	52,225
	DOMINICAN REPUBLIC.....	22,110	52,225
5212150000	WOV COT FAB UN85% COT NESOI, PRINT, NOV 200 G/M2 M2	33,005	119,350
	DOMINICAN REPUBLIC.....	33,005	119,350
	OTHER VEGETABLE TEXTILE FIBERS,PAPER YARN AND WOVEN FABRICS OF PAPER YARN..... TOTAL	5,401	39,000
5311000000	WOV FAB OF OT VEG TEXTILE FIB WOV FAB OF PPR YARN KG	5,401	39,000
	DOMINICAN REPUBLIC.....	5,401	39,000
	MAN-MADE FILAMENTS..... TOTAL		1,273,158
5401100000	SEWING THREAD SYNTHETIC FILAMENTS, FOR RETAIL SALE KG	1,036	74,914
	DOMINICAN REPUBLIC.....	1,036	74,914
5402310000	SYN FIL YN EXSEW NO RT TX NYLON YN NOV 500 DECITEX KG	47,907	134,212
	DOMINICAN REPUBLIC.....	47,907	134,212
5402330000	SYN FIL YN EXSEW NO RT TX POLYESTER KG	68,320	104,725
	DOMINICAN REPUBLIC.....	68,320	104,725
5402390000	SYN FIL YN EXSEW NO RT TEXT NESOI KG	4,000	3,000
	DOMINICAN REPUBLIC.....	4,000	3,000
5402410030	SYN FIL YN EXSEW NO RT SING,MON,MULT UNTW/TW >=5 N KG	227	3,192
	ARUBA.....	227	3,192
5402490080	SYN FIL YN EXSEW NO RT SING,MULT TWT >=5 TRN NESOI KG	31,595	702,767
	UNITED KINGDOM OF GT BRITAIN.....	31,595	702,767
5402620000	POLYESTERS FILMT YN MULTIPLE/CABLED NT RETAIL SALE KG	5,054	77,808
	DOMINICAN REPUBLIC.....	5,054	77,808
5403390000	ART FIL YN EXC SEW NO RET SINGLE YN NESOI KG	1,966	11,306
	DOMINICAN REPUBLIC.....	1,966	11,306
5403410000	VISCOSE RAYON MULTIPLE/CABLED NOT FOR RETAIL SALE KG	907	3,213
	DOMINICAN REPUBLIC.....	907	3,213
5404108080	SYNTHETIC MONOFILAMENT EXP NYLON OR POLYESTER YARN KG	834	3,561
	UNITED KINGDOM OF GT BRITAIN.....	834	3,561
5404900000	SYNTHETIC STRIP WIDTH NOT > 5MM KG	1,200	4,517
	DOMINICAN REPUBLIC.....	1,200	4,517
5407200000	SYNTHETIC FILAMENT YARN FABRIC FROM THE STRIP M2	2,554	17,349
	ITALY.....	2,554	17,349

TABLE 5 - EXPORTS OF MERCHANDISE FROM PUERTO RICO TO FOREIGN COUNTRIES,  
BY COMMODITY AND COUNTRY OF DESTINATION: FISCAL YEAR 2000

COMM-CODE	COMMODITY AND UNIT OF QUANTITY	QUANTITY	VALUE-\$
5407300000	WOV FAB SYN FIL YN SPEC BONDED IN LAYERS M2	4,112	15,091
	NETHERLAND ANTIL. EXC ARUBA.....	4,112	15,091
5407510000	WOV FAB SYN FIL YN NESOI 85% TEX POLYEST BL UNBL M2	2,635	9,400
	JAPAN.....	2,635	9,400
5407520000	WOV FAB SYN FIL YN NESOI 85% TEX POLYESTER DYED M2	20,534	31,067
	ITALY.....	20,534	31,067
5407530000	WOV FAB SYN FIL YN NESOI 85% TEX POLYSTER YN DYED M2	2,609	4,875
	UNITED KINGDOM OF GT BRITAIN.....	2,609	4,875
5407610000	WOV FAB CONT 85% OR > BY WGT NONTEXTURED POLY FILA M2	30,304	44,924
	UNITED KINGDOM OF GT BRITAIN.....	30,304	44,924
5407910000	WOV FABRIC SYNTH FILAMENT YARN NESOI UNBL BLEACHED M2	90	8,190
	GERMANY.....	90	8,190
5408100000	WOVEN FAB OF VISCOSE RAYON, HIGH TENACITY YARN M2	14,257	13,545
	DOMINICAN REPUBLIC.....	14,257	13,545
5408210000	WOV FAB ART FIL EX RA 85% ART FIL UNBL BL M2	5,791	5,502
	DOMINICAN REPUBLIC.....	5,791	5,502
	MAN-MADE STAPLE FIBERS..... TOTAL		768,146
5505200000	WASTE NOILS, YARN WST & GARN STCK MMF ARTIF FIBER KG	157,070	50,758
	DOMINICAN REPUBLIC.....	157,070	50,758
5506300000	SYN STP FIB CRD CMB OR PRCD SPNG ACRYLIC/MDACRYLC KG	39,759	128,410
	DOMINICAN REPUBLIC.....	39,759	128,410
5508100000	SEW THD MMF STPL FIB WTH NT RETAIL SALE SYN STP FB KG	10,966	531,132
	DOMINICAN REPUBLIC.....	10,555	526,328
	MEXICO.....	411	4,804
5508200000	SEW THD MMF STPL FIB WTH NT RETAIL SALE ART STP FB KG	4,662	37,037
	DOMINICAN REPUBLIC.....	4,662	37,037
5512990000	WOV FAB >=85% SYNTHETIC STP FIB OTH NESOI M2	1,469	3,215
	DOMINICAN REPUBLIC.....	1,469	3,215
5513130000	WV FB SYN S F <85% SF M COT WT<170G/M2 U/B OWFPSF M2	642	6,000
	DOMINICAN REPUBLIC.....	642	6,000
5516920000	OTHER DYED WOVEN FABRICS,ARTIFCL STAPLE FIBR,NESOI M2	5,589	11,594
	ITALY.....	5,589	11,594
	WADDING,FELT AND NONWOVENS;SPECIAL YARNS;TWINE,CORDAGE,ROPES AND CABLES AND ARTICLES THEREOF..... TOTAL	71,884	154,580
5602290000	OTH FELT NT IMPREG COATED COV O LAM O OTH TEX MAT KG	6,314	62,375
	DOMINICAN REPUBLIC.....	6,314	62,375
5602909000	OTH FELT NT IMPREG COATED COV OR LAM NT M-MADE FIB KG	31,372	16,454
	COLOMBIA.....	21,281	5,520
	TRINIDAD @ TOBAGO.....	10,091	10,934
5603140000	NONWOVENS, OF MMF WEIGHING > 150 G/M2 KG	417	9,018
	ITALY.....	53	5,830
	ST. LUCIA.....	364	3,188
5603943500	NONWOVENS NOT OF MMF > 150 G/M2; NT FLR COVR UNDLY KG	2,542	36,103
	DOMINICAN REPUBLIC.....	2,542	36,103
5607290000	TWINE, CORD, ROPE & CABLE, OF SISAL FIBERS, NESOI KG	31,239	30,630
	DOMINICAN REPUBLIC.....	31,239	30,630
	CARPETS AND OTHER TEXTILE FLOOR COVERINGS..... TOTAL	4,399	28,149
5701900000	CARPETS&OTH TEX FLOOR COVR,OTH TEX MATERIALS,KNOTD M2	1,413	10,854
	DOMINICAN REPUBLIC.....	1,413	10,854
5702320000	CARPETS,ETC OF MMF TEXTL MATERIAL,PILE,NOT MADE-UP M2	1,723	4,600
	BRITISH VIRGIN ISLANDS.....	1,723	4,600
5703300000	TEXTILE CARPETS, TUFTED, MMF EXCEPT NYLON ETC M2	636	5,035
	DOMINICAN REPUBLIC.....	636	5,035
5705000000	OTHR CARPETS&OTHR TEX FLOOR COV,WHETHR/NOT MADE-UP M2	627	7,660
	DOMINICAN REPUBLIC.....	627	7,660
	SPECIAL WOVEN FABRICS;TUFTED TEXTILE FABRICS; LACE; TAPESTRIES; TRIMMINGS; EMBROIDERY..... TOTAL		36,709,238
5801350000	WOV PILE FAB & CHENILLE FAB MMF WARPPILE FAB, CUT M2	45,935	348,412
	DOMINICAN REPUBLIC.....	45,935	348,412



TABLE 5 - EXPORTS OF MERCHANDISE FROM PUERTO RICO TO FOREIGN COUNTRIES,  
BY COMMODITY AND COUNTRY OF DESTINATION: FISCAL YEAR 2000

COMM-CODE	COMMODITY AND UNIT OF QUANTITY	QUANTITY	VALUE-\$
5801900000	WOV PILE FAB & CHENILLE FAB OTHER TEXTILE MATERIAL M2	336,437	1,542,719
	DOMINICAN REPUBLIC.....	329,037	1,508,785
	SAUDI ARABIA.....	6,502	29,817
	UNITED KINGDOM OF GT BRITAIN.....	898	4,117
5804100000	TULS & OTH NET FAB NT INC WOVS, KNT OR CROCH FABS KG	16,235	37,469
	DOMINICAN REPUBLIC.....	2,679	20,687
	NETHERLAND ANTIL. EXC ARUBA.....	12,328	10,300
	ST. LUCIA.....	761	2,848
	ST.CHRISTOPHER-NEVIS.....	467	3,634
5804210000	LACE IN PCE, STRIP, NOT OF 6002; MMF MECH MDE LACE KG	500	3,730
	DOMINICAN REPUBLIC.....	500	3,730
5804290000	LACE IN PIECE,NOT OF 6002,MECH MDE LCE OTH TEX MAT KG	190,984	986,920
	DOMINICAN REPUBLIC.....	189,429	955,509
	MEXICO.....	1,555	31,411
5806100000	WOV PILE FAB (INC TERRY TOWEL & SIM) & CHENILE FAB KG	6,463	57,248
	DOMINICAN REPUBLIC.....	6,463	57,248
5806200000	NAR WOVS FAB NESOI >5% ELASTOMERIC YRN/RUBBER THRD KG	2,267,001	20,813,448
	BURMA.....	3,808	32,237
	COLOMBIA.....	3,121	32,712
	COSTA RICA.....	9,416	28,461
	DOMINICAN REPUBLIC.....	2,248,313	20,698,104
	THAILAND.....	2,343	21,934
5806310000	NARROW WOVEN FABRICS, NESOI, OF COTTON KG	1,511	15,304
	DOMINICAN REPUBLIC.....	1,511	15,304
5806321090	OTHER RIBBONS OF MANMADE FIBERS NESOI KG	159	3,683
	MEXICO.....	159	3,683
5806322000	OTHER NARROW WOVEN FABRICS OF MMF NESOI KG	20	5,725
	DOMINICAN REPUBLIC.....	20	5,725
5806393080	NAR WOVEN FABRICS OF TEXTILE MATERIAL, NESOI KG	1,088,974	10,641,255
	CHILE.....	180,204	1,525,282
	DOMINICAN REPUBLIC.....	908,770	9,115,973
5806400000	NAR FAB WARP W/O WEFT ASSEMBLED WITH AN ADHESIVE KG	11	6,229
	DOMINICAN REPUBLIC.....	11	6,229
5807101000	WOV LABEL & SIM ART IN PE STRP/CUT SHPE/SZE N/EMBR KG	336	8,100
	UNITED KINGDOM OF GT BRITAIN.....	336	8,100
5807102000	WOV BADGE & SIM ART IN PE STRP/CUT SHPE/SZE N/EMBR KG	3,165	37,619
	DOMINICAN REPUBLIC.....	3,165	37,619
5807901000	OTH LABEL & SIM ART IN PE STRP/CUT SHPE/SZE N/EMBR KG	688	41,392
	DOMINICAN REPUBLIC.....	609	34,494
	MEXICO.....	79	6,898
5807902000	OTH BADGE & SIM ART IN PE STRP/CUT SHPG/SZE N/EMBR KG	93,535	2,085,538
	DOMINICAN REPUBLIC.....	86,667	1,991,390
	MEXICO.....	6,868	94,148
5808100000	BRAID IN PIECE W/O EMBROID OTH THAN KNIT/CROCHETED KG	1,162	11,687
	DOMINICAN REPUBLIC.....	1,162	11,687
5808900000	ORN TRIM PE W/O EMBROID N/KT CROC, TASEL, POM, ETC KG	1,313	29,489
	DOMINICAN REPUBLIC.....	1,313	29,489
5810100000	EMBROID IN PCE, STRIPS, MOTIFS W/O VISABLE GROUND KG	73	4,092
	DOMINICAN REPUBLIC.....	73	4,092
5810990000	EMBROID PE, STRP/MOTIF: OTH EMBROID NESOI TEX MAT KG	797	29,179
	DOMINICAN REPUBLIC.....	797	29,179
	IMPREGNATED,COATED,COVERED OR LAMINATED TEXTILE FABRICS;TEXTILE ARTICLES OF A KIND SUITABLE FOR INDUSTRIAL USE..... TOTAL		535,437
5902900000	TIRE CORD FABRIC OF HIGH TENACITY YARN, VISC RAYON KG	2,169	25,168
	CHINA (TAIWAN).....	504	5,743
	DOMINICAN REPUBLIC.....	789	5,510
	HONG KONG.....	876	13,915
5903101600	TEXTILE FABRICS,MMF,COATED,ETC, POLYVINYL CHLORIDE M2	3,093	8,136
	COSTA RICA.....	3,093	8,136
5903901600	TEX FABRIC MMF COATED,ETC WITH OTHER PLASTIC,NESOI M2	39,053	374,587
	DOMINICAN REPUBLIC.....	37,282	320,037
	GERMANY.....	1,582	28,726
	JAPAN.....	189	25,824
5904920000	FLOOR COVERING COATED ETC ON A NONWOVEN BASE NESOI M2	288	7,394
	ANGUILLA.....	288	7,394
5906100000	ADHESIVE TAPE NOT OVER 20 CM WIDE KG	88	2,730

TABLE 5 - EXPORTS OF MERCHANDISE FROM PUERTO RICO TO FOREIGN COUNTRIES,  
BY COMMODITY AND COUNTRY OF DESTINATION: FISCAL YEAR 2000

COMM-CODE	COMMODITY AND UNIT OF QUANTITY	QUANTITY	VALUE-\$
	DOMINICAN REPUBLIC.....	88	2,730
5906911800	RUBBERIZED TEXTILE FABRICS,KNITTED/CROCHETD OF MMF M2	148	9,531
	NETHERLAND ANTIL. EXC ARUBA.....	67	6,479
	TRINIDAD @ TOBAGO.....	81	3,052
5906991800	RUBBERIZED TEXTILE FABRICS,NOT KNITD/CROCHETED,MMF M2	7,599	53,185
	DOMINICAN REPUBLIC.....	6,121	4,148
	GERMANY.....	1,478	49,037
5906993000	RUB TEXTILE FABRIC NESOI, NO KNIT ETC NO COT OR MM M2	4,164	18,968
	DOMINICAN REPUBLIC.....	4,164	18,968
5909000000	TEXTILE HOSEPIPING AND SIMILAR TEXTILE TUBING KG	1,546	12,506
	ARUBA.....	1,416	4,905
	JAPAN.....	130	7,601
5911310000	TEXTILE FABRICS ETC, PAPERMAKING, UNDER 650 G/M2 M2	7,323	12,972
	UNITED KINGDOM OF GT BRITAIN.....	7,323	12,972
5911320000	TEXTILE FABRICS ETC, PAPERMAKING, 650 G/M2 OR MORE M2	231	6,880
	VENEZUELA.....	231	6,880
5911900080	TEXTILE PRODUCTS ETC FOR TECHNICAL USES NESOI KG	274	3,380
	DOMINICAN REPUBLIC.....	274	3,380
	KNITTED OR CROCHETED FABRICS..... TOTAL	1,921,991	18,730,539
6002108000	OTH KNIT FAB <30 CM WD >5% ELSTOMERIC YRN/RUB THRD KG	236,119	6,509,033
	DOMINICAN REPUBLIC.....	228,819	6,368,279
	JAMAICA.....	1,046	13,043
	MEXICO.....	6,104	124,258
	PHILIPPINES.....	150	3,453
6002206000	OTH KNITTED FAB OF MMF <=30 CM, CON < 5% ELAS YARN KG	10,384	106,932
	DOMINICAN REPUBLIC.....	10,384	106,932
6002300000	OTHR KNIT/CROCHET FABRC >5% ELASTOMRC YRN/RUBR THRD KG	512	10,917
	DOMINICAN REPUBLIC.....	512	10,917
6002420000	OTHER WARP KNIT FABRICS(INCLUDNG GALLOON)OF COTTON KG	30,721	158,570
	DOMINICAN REPUBLIC.....	30,721	158,570
6002430070	OTHER WARP KNIT FABRIC(INCL GALLOON)MAN-MADE FIBER KG	10,779	129,206
	DOMINICAN REPUBLIC.....	8,119	113,490
	ITALY.....	2,660	15,716
6002921000	OTH KNT FAB OF COT, CIR KT, >100 MT NUM PER YARN KG	12,737	36,244
	DOMINICAN REPUBLIC.....	12,737	36,244
6002929080	KNITTED OR CROCHETED COTTON FABRICS, NESOI KG	1,600,160	11,650,268
	DOMINICA.....	406	6,099
	DOMINICAN REPUBLIC.....	1,599,754	11,644,169
6002990000	OTH KNT/CROCHET FABRIC OTH TEXTILE MATERIALS,NESOI KG	20,579	129,369
	DOMINICAN REPUBLIC.....	11,293	26,500
	MEXICO.....	9,286	102,869
	ARTICLES OF APPAREL AND CLOTHING ACCESSORIES,KNITTED OR CROCHETED..... TOTAL		95,018,932
6103192000	MEN'S OR BOYS' SUITS OF COTTON, KNITTED OR CROCHET DOZ	123	11,975
	JAPAN.....	5	3,343
	VENEZUELA.....	118	8,632
6103320000	M/B SUIT-TYPE JACKETS AND BLAZERS OF COTTON, KNIT DOZ	29	10,020
	JAPAN.....	4	2,520
	SAUDI ARABIA.....	25	7,500
6103392000	M/B SUIT-TYPE JACKET/BLAZER OT TEXTILE MTRL, KNIT DOZ	3,477	311,215
	BELGIUM.....	3,477	311,215
6103420000	M/B TROUSERS OVERALLS SHORTS ETC COTTON, KNIT DOZ	255	35,441
	CHILE.....	45	4,604
	SAUDI ARABIA.....	21	6,837
	VENEZUELA.....	189	24,000
6103430000	M/B TROUSERS OVERALLS SHORTS ETC SYN FIBERS, KNIT DOZ	1,933	82,600
	GHANA.....	234	10,000
	SINGAPORE.....	407	17,380
	UNITED KINGDOM OF GT BRITAIN.....	1,292	55,220
6104191200	W/G SUITS OF ARTIF FIBERS CONT 23% MORE WOOL, KNIT NO	1,756	35,926
	NETHERLAND ANTIL. EXC ARUBA.....	1,756	35,926
6104192000	W/G SUITS OF OTHER TEXTILE MATERIALS, KNIT NO	339	6,954
	NETHERLAND ANTIL. EXC ARUBA.....	339	6,954
6104220000	WOMEN'S OR GIRLS' ENSEMBLES OF COTTON, KNITTED OR DOZ	177	12,232
	VENEZUELA.....	177	12,232
6104310000	W/G SUIT-TYPE JACKETS AND BLAZERS OF WOOL, KNIT DOZ	6	8,460

TABLE 5 - EXPORTS OF MERCHANDISE FROM PUERTO RICO TO FOREIGN COUNTRIES,  
BY COMMODITY AND COUNTRY OF DESTINATION: FISCAL YEAR 2000

COMM-CODE	COMMODITY AND UNIT OF QUANTITY	QUANTITY	VALUE-\$
	DOMINICAN REPUBLIC.....	6	8,460
6104420000	WOMEN'S OR GIRLS' DRESSES OF COTTON, KNITTED OR CR DOZ	142	3,417
	VENEZUELA.....	142	3,417
6105100000	MEN'S OR BOYS' SHIRTS OF COTTON, KNITTED OR CROCHE DOZ	6	5,200
	JAPAN.....	6	5,200
6105900000	MEN'S/BOYS' SHIRTS OF OTHER TEXTILE MATERIALS,KNIT DOZ	263	20,867
	ARUBA.....	263	20,867
6106100000	WOMEN'S OR GIRLS' BLOUSES AND SHIRTS COTTON, KNIT DOZ	190	4,899
	VENEZUELA.....	190	4,899
6107110000	MEN'S OR BOYS' UNDERPANTS AND BRIEFS COTTON, KNIT DOZ	5,573,409	79,557,747
	COLOMBIA.....	1,573	12,099
	DOMINICAN REPUBLIC.....	5,566,197	79,458,695
	JAMAICA.....	5,639	86,953
6107120000	MEN'S/BOYS' UNDERPANTS & BRIEFS MANMADE FIBER,KNIT DOZ	1,850	42,691
	DOMINICAN REPUBLIC.....	1,850	42,691
6107920000	M/B BATHROBES AND SIMILAR ARTICLE MANMADE FIB, KT DOZ	1,252	10,283
	DOMINICAN REPUBLIC.....	1,252	10,283
6108190000	W/G SLIPS AND PETTICOATS OT TEXTILE MATERIALS, KT DOZ	5,695	109,709
	DOMINICAN REPUBLIC.....	5,695	109,709
6108210000	WOMEN'S OR GIRLS' BRIEFS AND PANTIES COTTON, KNIT DOZ	112,650	1,275,030
	COLOMBIA.....	94	2,946
	DOMINICAN REPUBLIC.....	111,716	1,224,784
	MEXICO.....	840	47,300
6108220000	WOMEN'S/GIRLS' BRIEFS & PANTIES MANMADE FIBER, KT DOZ	371,882	4,382,355
	DOMINICAN REPUBLIC.....	371,882	4,382,355
6108290000	W/G BRIEFS & PANTIES OT TEXTILE MATERIALS, KNIT DOZ	2,174	55,849
	DOMINICAN REPUBLIC.....	1,174	26,074
	JAMAICA.....	1,000	29,775
6109100005	M OR B T-SHIRTS ALL WHITE OF COT KT SS W/O PKT T E DOZ	2,394	39,475
	DOMINICAN REPUBLIC.....	292	4,800
	JAPAN.....	2,102	34,675
6109100009	M/B ARTICLES SIMILAR TO T-SHIRTS ETC OF COT, KNIT DOZ	153	19,499
	JAPAN.....	153	19,499
6109100013	MEN'S OR BOYS' T-SHIRTS EX WHITE OF COTTON, KNIT DOZ	4,892	90,529
	ARUBA.....	842	15,564
	DOMINICAN REPUBLIC.....	4,050	74,965
6109100037	WOMEN'S OR GIRLS' UNDERWEAR OF COTTON KNIT CROCHET DOZ	176,620	2,989,976
	BARBADOS.....	2,550	56,090
	COSTA RICA.....	2,563	25,752
	DOMINICAN REPUBLIC.....	121,613	1,966,589
	FRANCE.....	49,894	941,545
6109100062	WOMEN'S OR GIRLS' TANK TOPS OF COTTON, KNITTED OR DOZ	7,251	98,614
	COLOMBIA.....	7,251	98,614
6109901008	MEN'S OR BOYS' T-SHIRTS OF MANMADE FIBERS KNITTED DOZ	2,172	52,140
	ARUBA.....	133	3,188
	DOMINICAN REPUBLIC.....	2,039	48,952
6109901049	M/B ARTICLES SIMILAR TO T-SHIRTS, ETC OF MMF, KNIT DOZ	906	40,374
	DOMINICAN REPUBLIC.....	906	40,374
6109901055	WOMEN'S OR GIRLS' T-SHIRTS OF MANMADE FIBERS, KNIT DOZ	3,285	16,788
	DOMINICAN REPUBLIC.....	3,285	16,788
6109901090	W/G ARTICLES SIMILAR TO T-SHIRTS, ETC OF MMF, KNIT DOZ	190,628	3,326,715
	DOMINICAN REPUBLIC.....	190,628	3,326,715
6109901510	M OR B UNDERWEAR OF WOOL WITH LONG SLEEVES KNITTED DOZ	30	2,763
	BRITISH VIRGIN ISLANDS.....	30	2,763
6110202022	W OR G SWEATERS OF COTTON NESOI KNIT DOZ	451	26,924
	UNITED KINGDOM OF GT BRITAIN.....	451	26,924
6110301570	M/B SWEATERS & SIMILIAR ART MMF >=23% W/FAH KNIT DOZ	79	7,560
	ARUBA.....	79	7,560
6110303060	M/B PULLOVERS & SIMILIAR ART OF MMF KNITTED NESOI DOZ	35	8,962
	CANADA.....	35	8,962
6110303070	W/G PULLOVERS & SIMILIAR ART OF MMF KNITTED NESOI DOZ	45	10,500
	CANADA.....	45	10,500
6112120060	W/G TROUSERS FOR TRACK SUITS ETC SYN FIBERS, KNIT DOZ	281	9,398
	VENEZUELA.....	281	9,398
6112202000	SKI SUITS OF OTHER TEXTILE MATERIALS, KNITTED OR C DOZ	99	5,673
	DOMINICAN REPUBLIC.....	99	5,673
6115920000	SOCKS & OTHER HOSIERY NESOI OF COTTON, KNIT DPR	10,585	98,036
	DOMINICAN REPUBLIC.....	10,585	98,036
6117800000	OTHER MADE-UP CLOTHING ACCESSORIES, KNITTED OR CRO DOZ	216	5,101
	NETHERLAND ANTIL. EXC ARUBA.....	216	5,101

TABLE 5 - EXPORTS OF MERCHANDISE FROM PUERTO RICO TO FOREIGN COUNTRIES,  
BY COMMODITY AND COUNTRY OF DESTINATION: FISCAL YEAR 2000

COMM-CODE	COMMODITY AND UNIT OF QUANTITY	QUANTITY	VALUE-\$
6117900000	PARTS OF GARMENTS OR OF CLOTHING ACCESSORIES, KNIT DOMINICAN REPUBLIC.....	DOZ 90,491	2,187,035 2,187,035
	ARTICLES OF APPAREL AND CLOTHING ACCESSORIES,NOT KNITTED OR CROCHETED..... TOTAL	2,773,393	41,173,131
6201930000	M/B ANORAKS SKI JACKETS & SMLR ART MANMADE FIB,NKT HUNGARY.....	DOZ 61	10,600 10,600
6203190000	MEN'S OR BOYS' SUITS OT TEXTILE MATERIALS, N KNIT ARUBA.....	DOZ 7	2,920 2,920
6203220000	MEN'S OR BOYS' ENSEMBLES OF COTTON, NOT KNITTED OR ARUBA.....	DOZ 314	23,966 23,966
6203421000	M&B TROUSERS ETC OF COTTON >=15% DOWN & WFP NT KNT VENEZUELA.....	DOZ 776	55,912 55,912
6203424013	M&B TROUSERS,BREECHES BLUE DENIM COT NOT KNT NESOI HUNGARY.....	DOZ 849	42,399 14,700
	TRINIDAD @ TOBAGO.....	420	11,639
	VENEZUELA.....	224	16,060
6203424017	M&B TROUSERS & BREECHES OF COTTON NOT KNIT NESOI ARUBA.....	DOZ 13	5,856 5,856
6203493000	M/B TROUSER OVERALL SHORT ETC OT TEX MTRL, N KNIT ARUBA.....	DOZ 432	16,193 16,193
6204294000	WOMEN'S OR GIRLS' BRITISH VIRGIN ISLANDS.....	DOZ 49	2,673 2,673
6204420000	WOMEN'S OR GIRLS' DRESSES OF COTTON, NOT KNITTED O JAPAN.....	DOZ 836	63,800 63,800
6204440000	WOMEN'S OR GIRLS' DRESSES ARTIFICIAL FIBERS, N KT ARUBA.....	DOZ 39	3,357 3,357
6204594000	WOMEN'S/GIRLS' SKIRTS OT TEXTILE MATERIALS, N KNIT ARUBA.....	DOZ 43	2,775 2,775
6204621000	W&G TROUSERS ETC OF COTTON CON>=15% DWN,WFP NT KNT DOMINICAN REPUBLIC.....	DOZ 1,408	73,712 70,619
	ITALY.....	43	3,093
6204622000	W/G OVERALLS OF COTTON, NOT KNITTED, NESOI DOMINICAN REPUBLIC.....	DOZ 14,031	665,035 665,035
6205202022	MEN'S OR BOYS' DRESS SHIRTS OF COTTON, NOT KNITTED DOMINICAN REPUBLIC.....	DOZ 293	17,453 17,453
6205203000	MEN'S OR BOYS' OTHER SHIRTS OF COTTON, NOT KNITTED DOMINICAN REPUBLIC.....	DOZ 5	3,125 3,125
6205301500	MEN'S OR BOYS' SHIRTS MMF CONTAINING>=36% WOOL/FAH ARUBA.....	DOZ 9	4,863 4,863
6205900000	MEN'S OR BOYS SHIRTS OT TEXTILE MATERIALS, NT KNIT BRITISH VIRGIN ISLANDS.....	DOZ 8,838	220,195 68,889
	CHILE.....	450	19,807
	GHANA.....	83	20,000
	VENEZUELA.....	2,530	111,499
6206300000	W/G BLOUSES SHIRTS & SHIRT BLOUSES COTTON,NOT KNIT DOMINICAN REPUBLIC.....	DOZ 8,598	149,892 149,892
6206900000	W/G BLOUSES SHIRTS ETC OT TEXTILE MATERIALS, NT KT ARUBA.....	DOZ 234	10,576 10,576
6208210000	W/G NIGHTDRESSES AND PAJAMAS COTTON, NOT KNIT DOMINICAN REPUBLIC.....	DOZ 478	5,249 5,249
6208913000	W/G SNGLET OT UNSHIRT PANTIES ETC COTTON, NOT KNIT DOMINICA.....	DOZ 41,371	1,857,141 7,580
	DOMINICAN REPUBLIC.....	41,202	1,849,561
6208920035	W/G SNGLET OT UNSHIRT PANTIES ETC MANMADE FIB,N KT DOMINICAN REPUBLIC.....	DOZ 189,626	1,342,052 1,331,082
	MEXICO.....	363	7,019
	NETHERLAND ANTIL. EXC ARUBA.....	12	3,951
6208999000	W/G UNSHIRTS PANTIES BATHROBES ETC MANMADE FIB,NKT BARBADOS.....	DOZ 740	31,237 23,365
	HONDURAS.....	9	5,000
	NETHERLAND ANTIL. EXC ARUBA.....	131	2,872
6209200000	BABIES' GARMENTS & CLTHNG ACCESS COTTON, NOT KNIT BRITISH VIRGIN ISLANDS.....	DOZ 1,846	11,085 4,402
	DOMINICAN REPUBLIC.....	1,780	6,683
6210100000	GARMENTS OF FABRIC OF FELTS/NONWOVEN, NOT KNIT BARBADOS.....	DOZ 411	12,238 8,966
	JAMAICA.....	110	3,272
6210200000	M/B OVERCOATS ETC FELTS NONWOVEN IMPREG TEX F,N KT	DOZ 1,012	40,231

TABLE 5 - EXPORTS OF MERCHANDISE FROM PUERTO RICO TO FOREIGN COUNTRIES,  
BY COMMODITY AND COUNTRY OF DESTINATION: FISCAL YEAR 2000

COMM-CODE	COMMODITY AND UNIT OF QUANTITY	QUANTITY	VALUE-\$
6212100010	BARBADOS.....	1,012	40,231
	BRASSIERES PARTS THEREOF WHTR KNIT OR CROC OF COT DOZ	224,271	3,946,712
	BARBADOS.....	9,621	75,494
	BELGIUM.....	3,182	95,655
	DOMINICAN REPUBLIC.....	203,367	3,597,756
	MEXICO.....	8,101	177,807
6212100020	BRASSIERES PARTS THEREOF WHTR KT OR CRT OF MM FIB DOZ	2,061,904	29,621,292
	BELGIUM.....	2,865	50,454
	COLOMBIA.....	94	5,552
	DOMINICAN REPUBLIC.....	1,914,044	28,907,579
	JAPAN.....	330	3,662
	MEXICO.....	144,571	654,045
6212100030	BRASSIERES PARTS THEREOF KT O CR EX COT OR MM FIB DOZ	12,052	163,334
	DOMINICAN REPUBLIC.....	12,052	163,334
6212200010	GIRDLES AND PANTY-GIRDLES OF COTTON DOZ	216	2,996
	NETHERLAND ANTIL. EXC ARUBA.....	216	2,996
6212200020	GIRDLES AND PANTY-GIRDLES OF MANMADE FIBERS DOZ	79	9,291
	BELGIUM.....	79	9,291
6212200030	GIRDLES & PANTY-GIRDLES TEX MTRL EX COTTON/MMF DOZ	346	14,490
	DOMINICAN REPUBLIC.....	346	14,490
6212900000	BRACES SUSPENDERS GARTERS ART PARTS KT O CT NESOI DOZ	21,434	1,164,083
	CANADA.....	728	30,599
	DOMINICAN REPUBLIC.....	20,504	1,129,644
	THAILAND.....	202	3,840
6215100000	TIES, BOW TIES AND CRAVATS, OF SILK OR SILK WASTE DOZ	131	8,054
	CANADA.....	131	8,054
6217100000	OTH MADE-UP CLOTHING ACCESS PART GAR ACCESS NESOI DOZ	123,855	396,533
	DOMINICAN REPUBLIC.....	122,546	378,008
	FRANCE.....	1,309	18,525
6217900000	OTH MADE-UP CLOTHING ACCESS PART GAR, PARTS NESOI DOZ	56,786	1,171,811
	BARBADOS.....	1,110	31,678
	DOMINICAN REPUBLIC.....	45,506	1,104,656
	PHILIPPINES.....	10,170	35,477
	OTHER MADE-UP TEXTILES ARTICLES; NEEDLE CRAFT SETS;WORN CLOTHING AND WORN TEXTILE ARTICLES;RAGS..... TOTAL		2,016,459
6301200000	BLANKETS (NT ELEC) & TRAVELING RUGS OF WOOL HAIR NO	2,137	43,000
	DOMINICAN REPUBLIC.....	2,137	43,000
6301400000	BLNKET (NT ELEC) & TRAVELING RUGS OF SYNTHETIC FIB NO	2,245	34,000
	DOMINICAN REPUBLIC.....	2,245	34,000
6301900000	OTHER BLANKETS AND TRAVELING RUGS NO	28,409	68,350
	DOMINICAN REPUBLIC.....	28,409	68,350
6302210015	OTHER BED LINEN, PRINTED: OF COTTON, PILLOWCASES NO	15,812	58,800
	DOMINICAN REPUBLIC.....	15,812	58,800
6302210025	OTHER BED LINEN, PRINTED: OF COTTON, SHEETS NO	42,243	267,634
	DOMINICAN REPUBLIC.....	42,243	267,634
6302220020	OTHER BED LINEN, PRINTED: OF MMF, SHEETS NO	1,005	18,906
	BRITISH VIRGIN ISLANDS.....	1,005	18,906
6302290000	OTH BED LINEN, PRINTED: OF NESOI TEXTILE MATERIALS NO	7,174	46,807
	NETHERLAND ANTIL. EXC ARUBA.....	7,174	46,807
6302310015	OTHER BED LINEN: OF COTTON, PILLOWCASES NO	15,292	56,870
	DOMINICAN REPUBLIC.....	15,292	56,870
6302310025	OTHER BED LINEN: OF COTTON, SHEETS NO	290	8,700
	DOMINICAN REPUBLIC.....	290	8,700
6302310035	OTHER BED LINEN: OF COTTON, NESOI NO	5,035	35,490
	DOMINICAN REPUBLIC.....	5,035	35,490
6302400000	TABLE LINEN, KNITTED OR CROCHETED NO	23,346	124,265
	DOMINICAN REPUBLIC.....	23,346	124,265
6302513500	OTH TABLE LINEN: OF COTTON, TABLECLOTHS AND NAPKIN NO	14,501	87,010
	DOMINICAN REPUBLIC.....	14,501	87,010
6302600010	TOLIET & KIT LINEN TERRY FAB COT TOWELS: DISH NO	10,257	45,000
	DOMINICAN REPUBLIC.....	10,257	45,000
6302600020	TOLIET & KIT LINEN TERRY FAB COT TOWELS: NESOI NO	61,339	191,180
	DOMINICAN REPUBLIC.....	51,293	156,180
	MEXICO.....	10,046	35,000
6302600030	TOLIET & KIT LINEN TERRY FAB COT, NESOI NO	782	2,724
	UNITED KINGDOM OF GT BRITAIN.....	782	2,724
6302910010	OTHER COTTON TOWELS OF PILE OR TUFTED CONSTRUCTION NO	21,697	75,590

TABLE 5 - EXPORTS OF MERCHANDISE FROM PUERTO RICO TO FOREIGN COUNTRIES,  
BY COMMODITY AND COUNTRY OF DESTINATION: FISCAL YEAR 2000

COMM-CODE	COMMODITY AND UNIT OF QUANTITY	QUANTITY	VALUE-\$
	DOMINICAN REPUBLIC.....	21,697	75,590
6302930000	OTHER FURNISHINGS OF MAN-MADE FIBERS: NESOI NO	1,268	8,510
	TRINIDAD @ TOBAGO.....	1,268	8,510
6303920000	CURTAIN & INTER BLINDS/BED VALANCES, NESOI SYN FIB NO	991	24,770
	KAZAKHSTAN.....	991	24,770
6304190000	OTH FURNISHING ARTI EXC HEADING 9404 BEDSPRD NESOI NO	14,452	259,643
	ANGUILLA.....	252	4,093
	ANTIGUA.....	576	9,358
	ARUBA.....	869	14,108
	BARBADOS.....	185	3,000
	BRITISH VIRGIN ISLANDS.....	250	3,042
	DOMINICAN REPUBLIC.....	5,815	94,360
	NETHERLAND ANTIL. EXC ARUBA.....	294	4,763
	VENEZUELA.....	6,211	126,919
6305100000	SACK & BAG FOR PKG GOOD JUTE/BAST FIB OF HEAD 5303 KG	637	2,772
	DOMINICAN REPUBLIC.....	637	2,772
6305330000	SACK & BAG FOR PKG GOOD MMADE MAT POLYETHYLENE KG	2,421	12,304
	DOMINICA.....	744	2,658
	DOMINICAN REPUBLIC.....	248	4,656
	FRANCE.....	1,429	4,990
6305900000	SACK & BAG USED FOR PACKING GOODS NESOI TEX MAT KG	4,779	35,400
	COSTA RICA.....	4,164	8,900
	SWITZERLAND.....	615	26,500
6306390000	SAILS OF OTHER TEXTILE MATERIALS KG	164	64,426
	NETHERLAND ANTIL. EXC ARUBA.....	164	64,426
6306490000	PNEUMATIC MATTRESSES OF NESOI TEXTILE MATERIALS KG	2,504	26,296
	DOMINICAN REPUBLIC.....	2,504	26,296
6307903000	OTH MADE-UP ART INC DRESS PATTERNS: NESOI LABELS KG	670	77,417
	DOMINICAN REPUBLIC.....	670	77,417
6307905000	OTH MD-UP ART INC DRES PTRN NESOI CORSET/F-WRE LAC KG	678	27,216
	DOMINICAN REPUBLIC.....	678	27,216
6307906500	OTH MADE-UP ART INC DRESS PATN NESOI SURGICAL DRPE KG	564	3,531
	NETHERLAND ANTIL. EXC ARUBA.....	564	3,531
6307909990	OTHER MADE-UP ARTICLES OF TEXTILE MATERIAL NESOI KG	39,311	221,184
	CHINA, PEOPLE'S REP. (MAINLAND).....	6,160	37,530
	DOMINICAN REPUBLIC.....	18,220	135,813
	HONG KONG.....	1,853	5,063
	UNITED ARAB EMIRATES.....	146	3,993
	VENEZUELA.....	12,932	38,785
6309000000	WORN CLOTHING AND OTHER WORN ARTICLES KG	108,623	41,148
	INDIA.....	95,251	30,585
	LEBANON.....	13,372	10,563
6310100000	USED/NEW RAG, SCRIP TWNE & WORN-OT ART TWNE ETC SOR KG	1,076	9,569
	IRELAND.....	1,076	9,569
6310900000	USE/NEW RAG, SCRIP TWNE & WRN-OT ART TWNE ETC NESOI KG	59,515	37,947
	ARGENTINA.....	46,867	27,652
	TRINIDAD @ TOBAGO.....	12,648	10,295
	FOOTWEAR, HEADGEAR, UMBRELLAS, SUN UMBRELLAS, WALKING STICKS, SEATSTICKS, WHIPS, RIDING CROPS AND PARTS THEREOF; PREPARED FEATHERS AND ARTICLES MADE THEREWITH; ARTIFICIAL FLOWERS; ARTICLES OF HUMAN HAIR..... TOTAL		33,682,685
	FOOTWEAR, GAITERS AND THE LIKE; PARTS OF SUCH ARTICLES..... TOTAL		33,537,792
6402200000	OTH FTWR W/UPPR STRAP ASSMB TO SOLE BY PLUG(ZORIS) PRS	3,264	19,536
	DOMINICAN REPUBLIC.....	3,264	19,536
6402300000	FOOTWEAR RUB PLAST STITCH NESOI METAL TOE-CAP PRS	20,794	78,105
	DOMINICAN REPUBLIC.....	20,794	78,105
6402913500	FOOTWEAR RUB PLAST STITCH NESOI ANKLE COVER NESOI PRS	5,227	17,640
	HUNGARY.....	5,227	17,640
6402991815	OTH FTWR R/P UPPER>90% R/P TENNIS/BASKETBALL SHOES PRS	1,000	14,040
	DOMINICAN REPUBLIC.....	1,000	14,040
6402995400	FOOTWEAR RUB PLAST STITCH NESOI FOR WOMEN PRS	866	10,762
	BRITISH VIRGIN ISLANDS.....	866	10,762
6403190000	FOOTWEAR LEA UPPER, SPORTS FOOTWEAR EXC SKI-BOOTS PRS	778	27,481
	ANTIGUA.....	9	4,540

TABLE 5 - EXPORTS OF MERCHANDISE FROM PUERTO RICO TO FOREIGN COUNTRIES,  
BY COMMODITY AND COUNTRY OF DESTINATION: FISCAL YEAR 2000

COMM-CODE	COMMODITY AND UNIT OF QUANTITY	QUANTITY	VALUE-\$
6403594500	DOMINICAN REPUBLIC.....	433	10,698
	NETHERLAND ANTIL. EXC ARUBA.....	336	12,243
	FOOTWEAR LEA UP A SOL NESOI NOT ANK COV WOMEN PRS	27,666	392,729
	DOMINICAN REPUBLIC.....	27,656	389,579
6403596500	GUADELOUPE.....	10	3,150
	FOOTWEAR LEA UP A SOL NESOI NOT ANK COV NESOI PRS	3,375	36,128
	DOMINICAN REPUBLIC.....	3,375	36,128
	FOOTWEAR LEA UP NONLEA SOL ANKLE COV WORK SHOES PRS	3,000	123,449
6403911000	HONG KONG.....	3,000	123,449
	FOOTWEAR LEA UP NONLEA SOL ANK COV NESOI MEN PRS	85,250	3,162,288
	BRAZIL.....	720	26,690
	DOMINICAN REPUBLIC.....	5,921	124,569
6403912000	GREECE.....	29,779	1,091,819
	ISRAEL.....	12,129	618,865
	NETHERLANDS.....	26,076	890,389
	PANAMA.....	1,872	74,738
6403914000	REP. OF SOUTH AFRICA.....	695	14,616
	SINGAPORE.....	8,058	320,602
	FOOTWEAR LEA UP NONLEA SOL ANK COV NESOI WOMEN PRS	32,762	1,015,875
	NETHERLANDS.....	32,762	1,015,875
6403918000	FOOTWEAR LEA UP NONLEA SOL ANKCOV NESOI EX MN WOMN PRS	61,302	1,708,971
	BRAZIL.....	584	17,673
	GREECE.....	25,330	443,989
	ISRAEL.....	2,640	120,120
6403995500	NETHERLANDS.....	31,740	1,077,637
	SINGAPORE.....	1,008	49,552
	FOOTWEAR LEA UP NONLEA SOL NOT ANKL NESOI MEN PRS	264	7,536
	BRITISH VIRGIN ISLANDS.....	264	7,536
6403996500	FOOTWEAR LEA UP NONLEA SOL NOT ANKL NESOI WOMEN PRS	9,545	72,398
	ARUBA.....	504	3,653
	BARBADOS.....	1,296	5,959
	BRITISH VIRGIN ISLANDS.....	360	2,686
6404110000	DOMINICAN REPUBLIC.....	653	8,632
	JAMAICA.....	4,374	33,252
	NETHERLAND ANTIL. EXC ARUBA.....	2,358	18,216
	FOOTWEAR TEX UP RUBPLAS SOL SPORT SHOES PRS	2,664	31,159
6404202500	ARUBA.....	446	3,280
	BARBADOS.....	593	4,363
	DOMINICAN REPUBLIC.....	609	4,481
	GUATEMALA.....	180	3,661
6404206500	JAPAN.....	836	15,374
	FOOTWEAR TEX UP LEA SOLE FOR MEN PRS	1,125	38,982
	ITALY.....	1,125	38,982
	FOOTWEAR TEX UP LEA SOLE EXCEPT FOR MEN AND WOMEN PRS	3,237	9,500
6405100030	TURKEY.....	3,237	9,500
	OTH FTWEAR W UPPERS LEATHER/COMPOSITION LEATHER MN PRS	22,889	377,648
	ANGUILLA.....	16	4,002
	BRITISH VIRGIN ISLANDS.....	34	9,004
6405909000	DOMINICAN REPUBLIC.....	22,839	364,642
	OTHER FOOTWEAR OTHER NESOI PRS	1,668	57,996
	NETHERLANDS.....	1,668	57,996
	FOOTWEAR UPPERS AND UPPER PARTS EXCEPT STIFFENERS X		4,605,755
6406100000	CHILE.....		4,700
	DOMINICAN REPUBLIC.....		4,601,055
	PARTS OF FTWEAR OUT SLS & HLS OF RUBBER OR PLASTIC X		2,115,175
	CHILE.....		576,891
6406200000	CHINA (TAIWAN).....		42,122
	DOMINICAN REPUBLIC.....		1,384,602
	HONG KONG.....		111,560
	FOOTWEAR PARTS NESOI,AND ACCESSORIES ETC NESOI X		19,614,639
6406999500	CHILE.....		388,485
	CHINA (TAIWAN).....		81,190
	DOMINICAN REPUBLIC.....		18,981,853
	HONG KONG.....		163,111
	HEADGEAR AND PARTS THEREOF..... TOTAL	652	29,373
6504000000	HATS&OTHR HDGR,PLAITD/ASSEMBLD STRIPS ANY MATERIAL DOZ	153	3,743
	JAPAN.....	153	3,743
6505908600	OTHR HATS&HDGR,KNITD/CRCHETD,LACE,FELT,OTH TEX MAT DOZ	160	5,760

TABLE 5 - EXPORTS OF MERCHANDISE FROM PUERTO RICO TO FOREIGN COUNTRIES,  
BY COMMODITY AND COUNTRY OF DESTINATION: FISCAL YEAR 2000

COMM-CODE	COMMODITY AND UNIT OF QUANTITY	QUANTITY	VALUE-\$
6506990000	COTE D'IVOIRE(IVORY COAST).....	160	5,760
	OTHR HEADGR OTHR MATRLS NESOI WHETHER/NOT LINE/TRM DOZ	339	19,870
	DOMINICAN REPUBLIC.....	339	19,870
6603104000	UMBRELLAS,SUN UMBRELLAS, WALKING STICKS,SEATSTICKS,WHIPS,RIDING CROPS AND PARTS THEREOF..... TOTAL	317	6,320
	UMBRELLA HANDLES KNOBS OF HEADING 6601 OR 6602 DOZ	317	6,320
	GERMANY.....	317	6,320
6702100000	PREPARED FEATHERS AND DOWN AND ARTICLES MADE OF FEATHERS OR OF DOWN;ARTIFICIAL FLOWERS; ARTICLES OF HUMAN HAIR..... TOTAL		109,200
	PLASTIC ARTIFICIAL FLOWERS, FOLIAGE, & FRUIT & PTS X		109,200
	DOMINICAN REPUBLIC.....		109,200
6801000000	ARTICLES OF STONE,PLASTER,CEMENT, ASBESTOS,MICA OR SIMILAR MATERIALS; CERAMIC PRODUCTS;GLASS AND GLASSWARE..... TOTAL		20,407,686
	ARTICLES OF STONE,PLASTER,CEMENT, ASBESTOS,MICA OR SIMILAR MATERIALS..... TOTAL		1,454,982
	SETTS, CURBSTONES AND FLAGSTONES, OF NAT ST EX SLT T	6	14,800
6802100000	BRITISH VIRGIN ISLANDS.....	6	14,800
	TILES ETC LS TH 7CM; ARTFLY CLRD GR CHPGS A PWDR X		21,609
	BRITISH VIRGIN ISLANDS.....		14,469
6802210000	DOMINICAN REPUBLIC.....		7,140
	MARBLE, TRAVERTINE A ALABASTER, CUT, FLAT T	2	3,105
	DOMINICAN REPUBLIC.....	2	3,105
6802290000	STONE, NESOI MON OR BLDG SPLY CUT OR SWN T	438	48,234
	DOMINICAN REPUBLIC.....	438	48,234
6802910000	MARBLE, TRAVERTINE AND ALABASTER, OTHER, NESOI T	19	13,060
	BRITISH VIRGIN ISLANDS.....	1	3,400
	DOMINICAN REPUBLIC.....	15	6,800
6802990000	SWITZERLAND.....	3	2,860
	OTHER MONUMENTAL OR BUILDING STONE, NESOI T	21	9,850
	NETHERLAND ANTIL. EXC ARUBA.....	21	9,850
6804210000	OTH MLLSTNS ETC OF AGGLM SYNTHTC OR NAT DIAMOND NO	999	29,409
	ISRAEL.....	8	9,603
	NETHERLANDS.....	991	19,806
6805100000	ABRASVS ON A BASE OF WOVEN TEXTILE FABRIC ONLY KG	2,473	39,098
	ANGUILLA.....	451	7,892
	ANTIGUA.....	213	3,501
6806200000	BRITISH VIRGIN ISLANDS.....	638	10,266
	NETHERLAND ANTIL. EXC ARUBA.....	1,171	17,439
	EXFL VERMIC EXPND CLYS FOMD SLAG ETC INC INTR MXT KG	23,309	44,314
6806900010	DOMINICAN REPUBLIC.....	23,309	44,314
	ACCOUSTICAL PADS & BOARDS,MINERAL WOOLS & MIXTURES M2	7,013	8,765
	CHILE.....	7,013	8,765
6806900050	MXTRS A ART OF HEAT-INSL O SND-ABSRB MIN MTRL NES X		73,041
	DOMINICAN REPUBLIC.....		6,238
	TRINIDAD @ TOBAGO.....		63,803
6807900010	VENEZUELA.....		3,000
	ROOFING AND SIDING OF ASPHALT, OR SIMILAR MATERIAL KG	32,886	25,786
	DOMINICAN REPUBLIC.....	32,802	11,480
6809110000	MEXICO.....	84	14,306
	PLSTR BRDS ETC NT ORNA, FCD W PPR O PPRBRD ONLY KG	2,395	15,760
	DOMINICAN REPUBLIC.....	2,395	15,760
6809900000	OTHR ARTCLS OF PLASTER OR O CMPSTNS BS PLS NESOI X		9,973
	MEXICO.....		7,150
	NETHERLANDS.....		2,823
6810110000	BLDG BLCKS A BRCKS OF CMNT CNCRT ART ST W O N REIN X		997,113
	ANGUILLA.....		139,211
	BRITISH VIRGIN ISLANDS.....		719,087
	GUADELOUPE.....		29,064
	HONDURAS.....		22,308



TABLE 5 - EXPORTS OF MERCHANDISE FROM PUERTO RICO TO FOREIGN COUNTRIES,  
BY COMMODITY AND COUNTRY OF DESTINATION: FISCAL YEAR 2000

COMM-CODE	COMMODITY AND UNIT OF QUANTITY	QUANTITY	VALUE-\$
	MARTINIQUE.....		2,925
	MONTSERRAT.....		9,697
	NETHERLAND ANTIL. EXC ARUBA.....		74,821
6810195000	ARTCLS NESOI OF CMNT CNCRT OR ARTFCL STONE X		6,833
	DOMINICAN REPUBLIC.....		3,943
	NETHERLAND ANTIL. EXC ARUBA.....		2,890
6810990000	CEMENT, CONCRETE, ARTIFICIAL STONE ARTICLES, NESOI X		81,739
	ARUBA.....		30,874
	BRITISH VIRGIN ISLANDS.....		11,255
	DOMINICAN REPUBLIC.....		39,610
6811200000	OTHR SHTS PANLS TILES ETC NESOI OF ASBST CMNT ETC KG	13,789	9,598
	DOMINICAN REPUBLIC.....	13,789	9,598
6814900000	MICA, WORKED AND ARTCLS NESOI KG	147	2,895
	VENEZUELA.....	147	2,895
	CERAMIC PRODUCTS..... TOTAL		292,344
6903100000	OTH REFRAC CERAMIC GDS W GRAPHITE/CARBON OV 50PCT KG	20	3,000
	DOMINICAN REPUBLIC.....	20	3,000
6903200000	OTH REFRAC CERAM GDS NES ALUMINA/SILICA OV 50 PCT KG	22	3,685
	JAPAN.....	22	3,685
6904100015	SOLID CERAMIC BUILDING BRICKS THS	40	4,901
	GUADELOUPE.....	40	4,901
6904900000	CERAMIC FLOORING BLOCKS, SUPPRT OR FILLR TILE ETC X		3,010
	ST.CHRISTOPHER-NEVIS.....		3,010
6907900000	UNGLAZED CERAMIC FLAGS A PAVING, HEARTH A WALL TLS M2	800	3,000
	DOMINICAN REPUBLIC.....	800	3,000
6908100000	GLZD CERAM TILES CUBES ETC FTTNG IN SQ UN 7CM M2	22,932	165,145
	ANTIGUA.....	987	20,315
	BRITISH VIRGIN ISLANDS.....	16,615	111,519
	GUADELOUPE.....	965	4,342
	NETHERLAND ANTIL. EXC ARUBA.....	353	4,212
	ST.CHRISTOPHER-NEVIS.....	2,723	18,957
	VENEZUELA.....	1,289	5,800
6908900000	GLAZED CERAMIC FLAGS A PAVING, HEARTH A WALL TILES M2	76	24,000
	NETHERLAND ANTIL. EXC ARUBA.....	76	24,000
6910100005	WATER CLOSET BOWLS, FLUSHOMETER TYPE PORCLN/CHINA NO	141	7,700
	GREECE.....	141	7,700
6910100025	OTHR WATER CLOSET BOWLS, TANKS, PORCLN/CHINA NESOI NO	130	4,346
	ST.CHRISTOPHER-NEVIS.....	130	4,346
6911101000	PORCLN OR CHNA HTL/RSRNT A OTHR WARE NOT HH WARE DPC	26	2,616
	ANTIGUA.....	26	2,616
6911105500	TABLE/KITCHENWARE, PORCLN OR CHINA, NT HOTL/RESTNT DPC	977	31,022
	ARUBA.....	970	25,022
	COSTA RICA.....	7	6,000
6911900010	TOILET ARTICLES OF PORCELAIN OR CHINA X		39,919
	MEXICO.....		39,919
	GLASS AND GLASSWARE..... TOTAL		18,660,360
7001000000	CULLET A OTH WST A SCRPL GLASS; GLASS IN MASS KG	15,715	5,500
	JAPAN.....	15,715	5,500
7002310000	TUBES OF FUSED QUARTZ OR OTH FSD SILICA, UNWORKED KG	4,358	134,451
	MEXICO.....	4,358	134,451
7002390090	TUBES OF GLASS NESOI, UNWORKED KG	3,663	18,852
	FRANCE.....	2,622	9,282
	HONG KONG.....	1,041	9,570
7005100000	FLOAT GLASS ETC IN NONWRD SHTS W ABS/REFL LAYER M2	889	7,992
	BRITISH VIRGIN ISLANDS.....	333	2,991
	ST.CHRISTOPHER-NEVIS.....	556	5,001
7005210000	NONWRD GLSS CLRD OPC FLSHD OR SRFC GRND N AB/RF LY M2	2,502	11,671
	PANAMA.....	2,502	11,671
7007215000	LAMINATED SAFETY GLASS FOR VEHCLS, EXC WINDSHIELDS M2	4	7,571
	NETHERLAND ANTIL. EXC ARUBA.....	4	7,571
7010912050	GLSS CONT PERF/TLTR FOR/WTH GRND GLSS STPPRS OV 1 GRS	1,984	39,663
	DOMINICAN REPUBLIC.....	1,984	39,663
7010915020	OTH GLASS CONTNRS W/WO CLSRS WIDE MOUTH OV 1 LTR GRS	5,760	88,013
	DOMINICAN REPUBLIC.....	5,760	88,013
7010915060	OTH GLASS CONTNRS W/WO CLSRS NT WD MOUTH OV 1 LTR GRS	21,170	1,891,289
	ANTIGUA.....	531	22,001

TABLE 5 - EXPORTS OF MERCHANDISE FROM PUERTO RICO TO FOREIGN COUNTRIES,  
BY COMMODITY AND COUNTRY OF DESTINATION: FISCAL YEAR 2000

COMM-CODE	COMMODITY AND UNIT OF QUANTITY	QUANTITY	VALUE-\$
	AUSTRALIAN ISLANDS.....	724	30,044
	COSTA RICA.....	27	3,400
	DOMINICAN REPUBLIC.....	17,514	1,779,354
	HONG KONG.....	2,131	42,616
	MEXICO.....	243	13,874
7010920500	PHARMACEUTICAL CONTNRS, GLASS, OV 0.33 NOV 1 LITER GRS	1,632	60,136
	AUSTRALIAN ISLANDS.....	545	23,436
	MEXICO.....	1,087	36,700
7010922050	GLSS CONT TLTR WTH/FR GRND GLSS STPPRS;OV.33NOV 1L GRS	3,316	83,143
	BRAZIL.....	60	22,183
	CHINA,PEOPLE'S REP.(MAINLAND).....	1,201	24,000
	DOMINICAN REPUBLIC.....	2,055	36,960
7010925020	OTH GLSS CONTNRS WWO CLSRS WD MOUTH OV.33 NOV 1 L GRS	93,759	2,317,003
	DOMINICAN REPUBLIC.....	93,759	2,317,003
7010925050	OTH GLSS CONTNRS WWO CLSRS NT WD MTH OV .33 NOV 1 GRS	700,270	11,274,539
	ANTIGUA.....	252	13,368
	BRAZIL.....	364	7,248
	CHILE.....	432	6,977
	DOMINICAN REPUBLIC.....	689,991	11,158,788
	GRENADA.....	239	4,760
	IRELAND.....	3,677	43,900
	MEXICO.....	475	9,498
	ST. LUCIA.....	4,840	30,000
7010930500	PHARMACEUTICAL CNTRS, GLASS, OV 0.15 NOV 0.33 LTR GRS	19,787	139,299
	ITALY.....	7,001	49,986
	JAPAN.....	12,786	89,313
7010940500	PHARMACEUTICAL CNTNERS, GLASS, NOT OVER 0.15 LITER GRS	110,398	758,586
	MEXICO.....	27,898	181,086
	SWITZERLAND.....	82,500	577,500
7010945000	OTH GLASS CONTNRS WWO CLOSURES; NOT OVER 0.15 LTR GRS	10,498	220,415
	DOMINICAN REPUBLIC.....	10,498	220,415
7013290000	DRINKING GLASSES NESOI NO	605,965	305,000
	DOMINICAN REPUBLIC.....	605,965	305,000
7013390000	OTHER TABLE OR KITCHEN GLASSWARE NESOI NO	32,001	24,000
	DOMINICAN REPUBLIC.....	32,001	24,000
7013910000	OTHER GLASSWARE, LEAD CRYSTAL, NESOI NO	7,063	111,056
	ARUBA.....	7,063	111,056
7013990000	OTHER GLASSWARE, NOT LEAD CRYSTAL, NESOI NO	77,847	58,384
	ARUBA.....	48,086	36,064
	HONDURAS.....	29,761	22,320
7014002000	OTHER OPTCL ELMNTS GLSS NT LNS BLNKS NT OPT WRKD NO	258,025	57,617
	INDIA.....	258,012	54,344
	ISRAEL.....	13	3,273
7016100000	GLASS CUBES A SMLLWRS, BACKD OR NOT, FR MOSAICS ET X		3,528
	BRITISH VIRGIN ISLANDS.....		3,528
7017100000	LAB, HYGIENIC, PHARMACEUT GLSWR, FUSD QURTZ/SILICA X		101,832
	DOMINICAN REPUBLIC.....		101,832
7017900050	OTHER LABORATORY, HYGIENIC OR PHARM GLASSWR NESOI X		482,770
	ISRAEL.....		9,954
	NETHERLAND ANTIL. EXC ARUBA.....		3,780
	SWITZERLAND.....		469,036
7018900000	GLSS EYS NT PRO; ORNAMENTS O LMP-WRKD GLSS NT JWLR X		7,579
	RUSSIA.....		7,579
7019194000	SLIVERS OF GLASS FIBERS KG	3	3,585
	MONTSEERRAT.....	3	3,585
7019905040	GLASS FIBER FILTERS (NONWOVEN) X		4,914
	INDONESIA.....		4,914
7020000000	OTHER ARTICLES OF GLASS, NESOI X		441,972
	BRAZIL.....		22,463
	DOMINICAN REPUBLIC.....		414,509
	GRENADA.....		5,000
	NATURAL OR CULTURED PEARLS,PRECIOUS OR SEMIPRECIOUS STONES,PRECIOUS METALS; METALS CLAD WITH PRECIOUS METAL, AND ARTICLES THEREOF;IMITATION JEWELRY; COIN.....	TOTAL	11,821,824

TABLE 5 - EXPORTS OF MERCHANDISE FROM PUERTO RICO TO FOREIGN COUNTRIES,  
BY COMMODITY AND COUNTRY OF DESTINATION: FISCAL YEAR 2000

COMM-CODE	COMMODITY AND UNIT OF QUANTITY	QUANTITY	VALUE-\$
	NATURAL OR CULTURED PEARLS,PRECIOUS OR SEMIPRECIOUS STONES,PRECIOUS METALS; METALS CLAD WITH PRECIOUS METAL, AND ARTICLES THEREOF;IMITATION JEWELRY; COIN..... TOTAL		11,821,824
7102100000	DIAMONDS, UNSORTED CAR	253	760,800
	GUADELOUPE.....	107	405,800
	NETHERLAND ANTIL. EXC ARUBA.....	146	355,000
7102390010	DIAM EXC IND WRKD NT SET O STRNG NOT OVR 0.5 CARAT CAR	2,208	502,800
	NETHERLAND ANTIL. EXC ARUBA.....	2,208	502,800
7102390050	DIAM EXC INDUS WRKD NT SET O STRNG OV 0.5 CARAT EA CAR	153	196,000
	ISRAEL.....	153	196,000
7103991000	GEMSTONES, NESOI, CUT BUT NOT SET SUITBL FR JEWLRY X		60,000
	CHINA,PEOPLE'S REP.(MAINLAND).....		60,000
7104905000	SYN, RCNSTR GMSTONES WRKD NT SUITBL FOR JEWELRY X		509,000
	GUADELOUPE.....		509,000
7105100010	DIAMOND DUST OR POWDER, NATURAL CAR	3,865	9,660
	INDIA.....	3,865	9,660
7106100000	SILVER POWDER GM	273,328	38,885
	UNITED KINGDOM OF GT BRITAIN.....	273,328	38,885
7108135000	GOLD, SEMIMANUFACTURED, NESOI, NONMONETARY GM	670	5,115
	TRINIDAD @ TOBAGO.....	670	5,115
7110210000	PALLADIUM, UNWROUGHT OR IN POWDER FORM GM	86,078	454,092
	CHINA (TAIWAN).....	6,340	15,846
	CHINA,PEOPLE'S REP.(MAINLAND).....	4,352	29,896
	JAPAN.....	53,024	236,040
	UNITED KINGDOM OF GT BRITAIN.....	22,362	172,310
7110290000	PALLADIUM, SEMIMANUFACTURED GM	15,152	23,280
	DOMINICAN REPUBLIC.....	15,152	23,280
7110390000	RHODIUM, SEMIMANUFACTURED GM	24	4,080
	SWITZERLAND.....	24	4,080
7113110000	JEWELRY AND PARTS THEREOF, OF SILVER X		777,816
	ARUBA.....		777,816
7113190000	JEWELRY AND PARTS THEREOF, OF OTH PRECIOUS METAL X		2,737,063
	ARUBA.....		328,932
	CHILE.....		10,873
	DOMINICAN REPUBLIC.....		361,892
	GREECE.....		12,419
	NETHERLAND ANTIL. EXC ARUBA.....		2,022,947
7113200000	JEWELRY AND PARTS, BASE METAL CLAD W PREC METAL X		41,389
	NETHERLAND ANTIL. EXC ARUBA.....		30,372
	REPUBLIC OF KOREA.....		3,069
	THAILAND.....		7,948
7115100000	CATLYSTS PLAT WIRE CLOTH OR GRILL FORM X		26,676
	JAPAN.....		26,676
7115900000	OTH PREC METL ARTCLS OR ARTCLS CLAD W PM, NESOI X		260,285
	NETHERLAND ANTIL. EXC ARUBA.....		260,285
7116102500	ARTICLES OF CULTURED PEARLS X		232,670
	NETHERLAND ANTIL. EXC ARUBA.....		232,670
7116201000	JEWELRY OF PRECIOUS OR SEMIPRECIOUS STONES X		2,513,972
	ARUBA.....		469,510
	NETHERLAND ANTIL. EXC ARUBA.....		2,044,462
7116204050	ARTICLES OF PRECIOUS OR SEMIPREC STONES, NT JEWLRY X		1,165,980
	NETHERLAND ANTIL. EXC ARUBA.....		1,158,223
	UNITED KINGDOM OF GT BRITAIN.....		7,757
7117110000	CFF LNKS A STDS BS MTL WHTHR OR NT PLTD W PRC MTL X		11,374
	PHILIPPINES.....		8,412
	VENEZUELA.....		2,962
7117190000	OTH IMITATION JEWELRY, BASE METAL, INC PR MTL PLTD X		21,402
	DOMINICAN REPUBLIC.....		11,478
	REPUBLIC OF KOREA.....		4,643
	VENEZUELA.....		5,281
7117900000	IMITATION JEWELRY NOT OF BASE METAL X		1,449,485
	BARBADOS.....		10,562
	CHINA (TAIWAN).....		10,522
	DOMINICAN REPUBLIC.....		16,395
	GERMANY.....		8,246
	HUNGARY.....		5,384
	NETHERLAND ANTIL. EXC ARUBA.....		1,398,376

TABLE 5 - EXPORTS OF MERCHANDISE FROM PUERTO RICO TO FOREIGN COUNTRIES,  
BY COMMODITY AND COUNTRY OF DESTINATION: FISCAL YEAR 2000

COMM-CODE	COMMODITY AND UNIT OF QUANTITY	QUANTITY	VALUE-\$
7118900050	COIN (EXCEPT GOLD COIN) NESOI X		20,000
	SWITZERLAND.....		20,000
	BASE METALS AND ARTICLES OF BASE METAL..... TOTAL		42,431,068
	IRON AND STEEL..... TOTAL		10,516,426
7204100000	CAST IRON WASTE AND SCRAP T	27,417	5,824,238
	CHINA, PEOPLE'S REP. (MAINLAND).....	469	51,000
	SPAIN.....	26,948	5,773,238
7204210000	STAINLESS STEEL WASTE AND SCRAP T	652	409,240
	CHINA (TAIWAN).....	35	24,178
	DOMINICAN REPUBLIC.....	20	4,000
	NETHERLANDS.....	257	185,836
	SPAIN.....	340	195,226
7204290000	ALLOY STEEL WASTE AND SCRAP NOT STAINLESS T	7,141	412,861
	CHINA, PEOPLE'S REP. (MAINLAND).....	19	15,000
	COLOMBIA.....	50	23,850
	MEXICO.....	3,098	250,817
	SPAIN.....	3,974	123,194
7204300000	TINNED IRON OR STEEL WASTE AND SCRAP T	993	133,959
	SPAIN.....	993	133,959
7204410040	NO 2 BUNDLES STEEL SCRAP T	102	9,090
	MEXICO.....	102	9,090
7204410080	SHVNGS, CHPS, MILL WSTE, SWDST, FLNGS, TRM, STMPNGS SCRPT	288	49,008
	CHINA, PEOPLE'S REP. (MAINLAND).....	288	49,008
7204490020	NO 1 HEAVY MELTING STEEL SCRAP T	8,160	750,614
	MEXICO.....	6,799	617,325
	SPAIN.....	1,361	133,289
7204490080	OTHER FERROUS SCRAP T	20	24,823
	MEXICO.....	20	24,823
7205290000	POWDERS, IRON OR NONALLOY STEEL T	11	9,190
	ITALY.....	11	9,190
7207200000	SMFD IRN OR NONALLOY STL, .25 PCT OR MORE CARBON KG	19,032	7,816
	BRITISH VIRGIN ISLANDS.....	889	5,016
	DOMINICAN REPUBLIC.....	18,143	2,800
7208270060	FLAT RLD IRON/STL >=600MM, <3MM THICK, PICKLED HOTRD KG	55,456	70,000
	INDIA.....	55,456	70,000
7208520000	FLAT RLD IRON/STL >=600MM, =4.75MM<=10MM THCK, HOTRL KG	413	3,474
	BRITISH VIRGIN ISLANDS.....	413	3,474
7209900000	FLAT ROLLED IRON/STL >=600MM, NOT CLAD, NOT COLD-RLD KG	40,941	10,957
	INDIA.....	40,941	10,957
7210120000	FLAT ROLL IRON/STL >=600MM, TIN COATED, <0.5MM THICK KG	16,506	4,621
	INDIA.....	16,506	4,621
7210410000	FLAT RLD IRON/STL >=600MM, CORRUGATED, PLATED W ZINC KG	1,338	15,067
	BRITISH VIRGIN ISLANDS.....	1,338	15,067
7210500000	FLT RLD IRON/STL >=600MM, CHROMIUM OXIDE PLATE/COAT KG	90,465	39,471
	ITALY.....	90,465	39,471
7211130000	FLT RLD HI-STRNGH STL <600MM, UNIVRSAL MILPLATE, HOT KG	903	6,368
	BRITISH VIRGIN ISLANDS.....	903	6,368
7212100000	FLAT ROLLED IRON/NONALLOY STL <600MM, PLATED W TIN KG	450	4,500
	MOROCCO.....	450	4,500
7212600000	FLAT-ROLLED IRON/NONALLOY STEEL <600MM, CLAD, NESOI KG	52,472	66,260
	TRINIDAD @ TOBAGO.....	52,472	66,260
7213100000	CONCRETE REINFORCING STL BARS&RODS, HOT-ROLL, COILS KG	680,771	279,067
	BRITISH VIRGIN ISLANDS.....	496,218	199,725
	GUADELOUPE.....	14,528	5,277
	MONTSEERRAT.....	4,996	4,038
	NETHERLAND ANTIL. EXC ARUBA.....	165,029	70,027
7213200000	BAR&ROD FREE-CUTTNG IRON/STL, HOT-RLD, IRREGULA COIL KG	265,129	176,021
	BRITISH VIRGIN ISLANDS.....	28,619	11,508
	COLOMBIA.....	215,081	146,254
	VENEZUELA.....	21,429	18,259
7214200000	CONCRETE REINFORCING BAR & ROD IRON/STL, HOT-DRAWN KG	1,958,900	643,379
	CANADA.....	1,958,900	643,379
7216100000	ANGLE, U, I, H SECT IRON/STL NALLOY, HOTROLL<80MM HIGH KG	233,090	149,983
	DOMINICAN REPUBLIC.....	233,090	149,983
7221000000	BARS&RODS, STAINLESS STEEL, HOT-ROLL, IRREGULAR COILS KG	6,040	8,454
	NETHERLAND ANTIL. EXC ARUBA.....	6,040	8,454
7222400000	ANGLES, SHAPES, AND SECTIONS OF STAINLESS STEEL KG	2,506	3,500

TABLE 5 - EXPORTS OF MERCHANDISE FROM PUERTO RICO TO FOREIGN COUNTRIES,  
BY COMMODITY AND COUNTRY OF DESTINATION: FISCAL YEAR 2000

COMM-CODE	COMMODITY AND UNIT OF QUANTITY	QUANTITY	VALUE-\$
7224900000	DOMINICAN REPUBLIC.....	2,506	3,500
	SEMIFINISHED PRODUCTS OF OTHER ALLOY STEEL..... KG	119,238	29,429
	INDIA.....	119,238	29,429
7225400000	FLAT-ROL,OTH ALLOY STL>600MM WID,HOT-ROL,NOT COILS..... KG	70,455	77,500
	COLOMBIA.....	70,455	77,500
7228100000	OTHER BARS AND RODS OF HIGH-SPEED STEEL..... KG	75,167	1,076,378
	ANGUILLA.....	10,495	117,565
	BRITISH VIRGIN ISLANDS.....	27,702	208,791
	GUADELOUPE.....	7,534	68,997
	MARTINIQUE.....	800	5,596
	MONTERRAT.....	7,110	507,322
	NETHERLAND ANTIL. EXC ARUBA.....	21,526	168,107
7229100000	WIRE OF HIGH-SPEED STEEL..... KG	462	5,358
	ITALY.....	462	5,358
7229900000	WIRE OF OTHER ALLOY STEEL, NESOI..... KG	881	215,800
	SWITZERLAND.....	881	215,800
	ARTICLES OF IRON OR STEEL..... TOTAL		5,492,007
7301100000	SHEET PILING OF IRON OR STEEL..... KG	11,511	19,571
	ANGUILLA.....	2,991	7,811
	BRITISH VIRGIN ISLANDS.....	8,475	9,253
	MONTERRAT.....	45	2,507
7301201000	ANGLES, SHAPES, SECTIONS, WLDDED, IRON OR NONAL STL..... KG	3,327	3,374
	GUYANA.....	3,327	3,374
7302101020	NEW STNDRD T RAILS, IRON/NONALY STEEL OVER 30KG/M..... KG	1,977	20,000
	VENEZUELA.....	1,977	20,000
7303000090	TUBES, PIPES AND HOLLOW PROFILES, CAST IRON, NESOI..... KG	22,204	28,500
	COLOMBIA.....	22,204	28,500
7305905000	OTH TUBES, PIPES NESOI RIVETED ETC NT WLD AL..... KG	34,091	35,000
	DOMINICAN REPUBLIC.....	34,091	35,000
7306301000	OTH TUBES ETC NES CIRC WLD NAS WLS LSTH 1.65MM THK..... KG	21,000	18,762
	COLOMBIA.....	21,000	18,762
7306302000	OTH PS TB HPFLS IOS NAL WLD CCS GLV WLS 1.65MM,ETC..... KG	2,302	11,234
	BRITISH VIRGIN ISLANDS.....	327	3,390
	GUADELOUPE.....	1,975	7,844
7307110060	CAST FITTINGS OF NONMALLEABLE CAST IRON NESOI..... KG	253	85,200
	UNITED KINGDOM OF GT BRITAIN.....	253	85,200
7307199090	OTHER CAST FITTINGS, NESOI, OF IRON OR STEEL..... KG	21,772	11,915
	DOMINICAN REPUBLIC.....	21,772	11,915
7307210000	STAINLESS STEEL FLANGES..... KG	12,382	28,255
	ANTIGUA.....	6,836	3,688
	NETHERLAND ANTIL. EXC ARUBA.....	4,712	4,119
	ST.VINCENT @ THE GRENADINES.....	761	4,748
	UNITED KINGDOM OF GT BRITAIN.....	73	15,700
7307290000	STAINLESS STEEL TUBE OR PIPE FITTINGS NESOI..... KG	67	8,881
	UNITED KINGDOM OF GT BRITAIN.....	67	8,881
7307992000	OTHER FITTINGS NESOI OF IRON OR NONALLOY STEEL..... KG	180	19,074
	FRANCE.....	180	19,074
7307994000	OTHER FITTINGS NESOI OF ALLOY STEEL NOT STAINLESS..... KG	19,043	13,783
	ST. LUCIA.....	19,043	13,783
7308300000	DRS, WNDWS A FRMS A THRSHLDS FR DRS, IRON OR STEEL..... KG	24,848	41,831
	DOMINICAN REPUBLIC.....	12,834	26,860
	NETHERLAND ANTIL. EXC ARUBA.....	335	2,595
	SPAIN.....	1	2,610
	ST.CHRISTOPHER-NEVIS.....	11,678	9,766
7308400000	EQUIP SCAFFLDNG SHUTTRNG PROPPNG O PIT-PROPPNG IOS..... KG	3,372	10,900
	BRITISH VIRGIN ISLANDS.....	1,503	3,600
	DOMINICAN REPUBLIC.....	1,052	3,500
	NETHERLAND ANTIL. EXC ARUBA.....	817	3,800
7308901000	CLMNS PLLRS PSTS BMS GRDRS A SMLR STCTRS, IRN O ST..... KG	44,473	76,149
	ANGUILLA.....	2,966	7,293
	BRITISH VIRGIN ISLANDS.....	24,817	39,585
	DOMINICAN REPUBLIC.....	14,515	5,000
	GUADELOUPE.....	2,175	24,271
7308909030	SHEET-METAL ROOFNG SIDING FLRING ETC, IRON OR STEL..... KG	6,332	9,921
	ANGUILLA.....	4,452	4,671
	BRITISH VIRGIN ISLANDS.....	867	2,650
	NETHERLAND ANTIL. EXC ARUBA.....	1,013	2,600
7308909090	STRUCTURES AND PARTS ETC NESOI IRON OR STEEL..... KG	139,551	171,701

TABLE 5 - EXPORTS OF MERCHANDISE FROM PUERTO RICO TO FOREIGN COUNTRIES,  
BY COMMODITY AND COUNTRY OF DESTINATION: FISCAL YEAR 2000

COMM-CODE	COMMODITY AND UNIT OF QUANTITY	QUANTITY	VALUE-\$
	BELGIUM.....	62,084	35,000
	DOMINICAN REPUBLIC.....	17,766	7,000
	JAMAICA.....	19,547	24,615
	MEXICO.....	40,154	105,086
7309000030	TANKS, IOS CAP OV 300L NT INS NT MCH THRML NF GAS NO	290	326,195
	ANGUILLA.....	5	46,580
	BRITISH VIRGIN ISLANDS.....	255	26,800
	DOMINICAN REPUBLIC.....	1	3,315
	NETHERLAND ANTIL. EXC ARUBA.....	3	5,500
	NETHERLANDS.....	8	200,000
	ST.CHRISTOPHER-NEVIS.....	17	35,000
	VENEZUELA.....	1	9,000
7309000090	RESVRS VTS A SIM CNTNRS IOS CAP OV 300L NF GASES NO	95	81,486
	CHINA (TAIWAN).....	2	19,406
	HAITI.....	8	50,000
	ST.CHRISTOPHER-NEVIS.....	1	3,080
	VENEZUELA.....	84	9,000
7310100010	EMPTY STL DRMS A BBLs CAP OVR 50L, UND 300 LTRS NO	2,125	64,254
	DOMINICAN REPUBLIC.....	1,631	19,254
	GERMANY.....	401	10,000
	NETHERLANDS.....	93	35,000
7310100050	TANKS CASKS CANS BOXES ETC NES IR/ST CAPAC 50-300L X		48,614
	ARUBA.....		16,514
	GERMANY.....		32,100
7310210000	CANS TO BE SOLDERED/CRIMPED CLOSED IR/ST UN 50 LTR NO	122,896	49,158
	DOMINICAN REPUBLIC.....	122,896	49,158
7310290000	TANKS CSKS DRMS CNS BXS ETC IOS NESOI UND 50 LTR NO	560,308	2,447,937
	ARUBA.....	357,880	23,738
	COLOMBIA.....	100	34,755
	DOMINICAN REPUBLIC.....	158,094	2,340,666
	ST. LUCIA.....	42,514	14,378
	TRINIDAD @ TOBAGO.....	1,720	34,400
7311000000	CONTNRS FR CMPRSSD O LQFD GAS OF IRON O STEEL NO	281	22,025
	BRITISH VIRGIN ISLANDS.....	135	12,625
	DOMINICAN REPUBLIC.....	46	3,900
	NETHERLAND ANTIL. EXC ARUBA.....	100	5,500
7312103015	STRANDED WIRE FOR PRESTRESSNG CONCRETE IRN/ST EXSS KG	282,415	211,825
	DOMINICAN REPUBLIC.....	282,415	211,825
7312103500	STRANDED WIRE OF IRON OR STEEL, NESOI KG	4,665	2,646
	BRITISH VIRGIN ISLANDS.....	4,665	2,646
7312105500	RPS CBL CRDG NT STRD WR IOS FTD/FTNGS O MD TO ARTC KG	9,072	47,650
	DOMINICAN REPUBLIC.....	9,072	47,650
7312108500	RPS CBL CRDG NT STRD WR NESOI O IRN O STL KG	1,415	9,136
	DOMINICAN REPUBLIC.....	1,415	9,136
7312900000	PLAITED BANDS, SLINGS ETC, IRON OR STEEL NESOI KG	6,049	52,780
	COLOMBIA.....	150	32,780
	TRINIDAD @ TOBAGO.....	5,899	20,000
7313000000	BARBED WIRE AND TWISTED WIRE FOR FENCING, IRON/STL KG	21,483	16,062
	BARBADOS.....	21,483	16,062
7314190000	OTH PRODCTS OF WVN IRN/STEEL WIRE CLTH,NT STAINLSS M2	1,054	10,748
	JAPAN.....	1,054	10,748
7314200000	GRILL NETTING FENCING WLD IR/ST WR 3MMCS 100CM2MSH KG	1,541	3,742
	BRITISH VIRGIN ISLANDS.....	1,541	3,742
7314310000	OTH GRLL NTTNG A FNCNG WLDD AT INTRST GALVNZED ST KG	8,549	10,685
	ST. LUCIA.....	8,549	10,685
7315110000	ROLLER CHAIN OF IRON OR STEEL KG	536	2,965
	DOMINICAN REPUBLIC.....	536	2,965
7317009000	NAILS A SMLR ART IOS EXCPT WTH HDS OF COPPER KG	1,940	11,220
	ANGUILLA.....	1,940	11,220
7318159000	THREADED FASTENERS NESOI OF IRON OR STEEL KG	4,774	73,952
	JAPAN.....	620	20,353
	MEXICO.....	4,154	53,599
7318190000	THREADED ARTICLES OF IRON OR STEEL, NESOI KG	3	5,600
	ITALY.....	3	5,600
7318220000	WASHERS OTHER THAN LOCK WASHERS, IRON OR STEEL KG	1,402	10,355
	DOMINICAN REPUBLIC.....	1,389	4,640
	TRINIDAD @ TOBAGO.....	13	5,715
7318230000	RIVETS OF IRON OR STEEL KG	2,964	646,080
	EGYPT.....	2,389	640,880
	ITALY.....	575	5,200

TABLE 5 - EXPORTS OF MERCHANDISE FROM PUERTO RICO TO FOREIGN COUNTRIES,  
BY COMMODITY AND COUNTRY OF DESTINATION: FISCAL YEAR 2000

COMM-CODE	COMMODITY AND UNIT OF QUANTITY	QUANTITY	VALUE-\$
7318290000	OTH NON-THREADED ARTICLES (FASTNRS) IRN/STL NESOI	KG 2,621	12,615
	BRITISH VIRGIN ISLANDS.....	2,621	12,615
7320205000	HELICAL SPRINGS NT FR MOTOR-VEHCL SUSP IRON OR STL	KG 95	5,194
	NETHERLANDS.....	95	5,194
7320905060	SPRINGS OF IRON OR STEEL, OTHER THAN OF WIRE NESOI	KG 2,047	5,781
	CHINA (TAIWAN).....	2,047	5,781
7321115000	NONPORTBL COOKNG APPLNCS AND PLTE WMRS IOS FOR GAS	NO 149	47,900
	ANGUILLA.....	52	16,232
	BRITISH VIRGIN ISLANDS.....	63	16,043
	COSTA RICA.....	12	5,049
	GRENADA.....	13	7,693
	NETHERLAND ANTIL. EXC ARUBA.....	9	2,883
7321810000	NONELC DOM APPL NESOI IOS GAS OR GAS A OTH FUEL	NO 37	9,141
	ANGUILLA.....	37	9,141
7321906050	PARTS IOS FOR NONELCCTRC CKNG APPL A FOR PLT WRMRS	X	8,364
	DOMINICAN REPUBLIC.....		8,364
7322190000	RADIATORS FOR CNTRL HTNG AND PARTS, IOS EXC CSTIRN	X	41,079
	DOMINICAN REPUBLIC.....		41,079
7322900000	AIR HTRS A HOT AIR DIST NT ELEC HTD WFAN, PRTS IOS	X	3,132
	REP. OF SOUTH AFRICA.....		3,132
7323100000	IOS WOOL, SCOURING PADS, GLOVES ETC, IRON OR STEEL	KG 776	4,674
	BARBADOS.....	776	4,674
7323910000	TBL KTCHN OTH HH ARTCLS A PTS CST IRN NT ENMLD	X	39,500
	DOMINICAN REPUBLIC.....		39,500
7323930010	STAINLESS STEEL COOKING AND KITCHENWARE	NO 417	5,000
	DOMINICAN REPUBLIC.....	417	5,000
7323930080	TBL KTCHN OTH HH ARTCLS A PTS NESOI OF STNLS STEEL	KG 683	5,400
	MARTINIQUE.....	683	5,400
7324100000	SINKS AND WASH BASINS OF STAINLESS STEEL	NO 3	4,478
	DOMINICAN REPUBLIC.....	3	4,478
7324900000	OTHER SANITARY WARE, INCLUDING PARTS, IRN/ST NESOI	X	3,154
	BRITISH VIRGIN ISLANDS.....		3,154
7326110000	GRNDNG BLS A SIM ARTIC FR MILLS FRGD/STMPD OF IOS	KG 61,585	14,892
	INDIA.....	61,585	14,892
7326190000	OTH ARTIC IOS FRGD OR STMPD, NT FURTH WRKD, NESOI	KG 5,122	179,452
	GERMANY.....	1,100	137,550
	VENEZUELA.....	4,022	41,902
7326200000	ARTICLES OF IRON OR STEEL WIRE NESOI	X	21,589
	ARUBA.....		15,203
	FRANCE.....		6,386
7326901000	OTHER ARTICLES OF TINPLATE, NESOI (NOT HOUSEHOLD)	X	181,415
	DOMINICAN REPUBLIC.....		175,650
	INDIA.....		5,765
7326908595	OTHER ARTICLES OF IRON OR STEEL NOT WIRE NESOI	KG 24,346	130,081
	DOMINICAN REPUBLIC.....	9,101	124,620
	NETHERLANDS.....	15,245	5,461
	COPPER AND ARTICLES THEREOF..... TOTAL	4,592,997	6,406,406
7404000020	WASTE AND SCRAP OF REFINED COPPER	KG 4,430,399	5,740,021
	CHINA (TAIWAN).....	86,565	95,558
	CHINA,PEOPLE'S REP.(MAINLAND).....	1,251,779	1,340,121
	GERMANY.....	5,186	97,263
	HONG KONG.....	299,870	357,548
	INDIA.....	227,671	275,596
	JAMAICA.....	20,389	22,427
	JAPAN.....	49,664	65,230
	MEXICO.....	21,055	25,684
	PANAMA.....	50,534	55,586
	REPUBLIC OF KOREA.....	2,375,914	3,359,060
	SINGAPORE.....	41,772	45,948
7404000080	OTHER COPPER ALLOY WASTE AND SCRAP, NESOI	KG 108,974	160,513
	CHINA,PEOPLE'S REP.(MAINLAND).....	19,183	22,525
	JAPAN.....	12,698	20,951
	REPUBLIC OF KOREA.....	77,093	117,037
7407210000	BARS, RODS AND PROFILES OF BRASS (CU-ZN BASE ALYS)	KG 3,391	180,701
	DOMINICAN REPUBLIC.....	3,391	180,701
7408190000	REF CU WIRE W MAX CRS-SCTN UNDER 6 MM	KG 52	3,262
	ISRAEL.....	52	3,262
7408210000	WIRE OF COPPER-ZINC BASE ALLOYS (BRASS)	KG 7	3,816

TABLE 5 - EXPORTS OF MERCHANDISE FROM PUERTO RICO TO FOREIGN COUNTRIES,  
BY COMMODITY AND COUNTRY OF DESTINATION: FISCAL YEAR 2000

COMM-CODE	COMMODITY AND UNIT OF QUANTITY	QUANTITY	VALUE-\$
	ITALY.....	7	3,816
7408220000	WIRE OF CUPRO-NICKEL OR NICKEL-SILVER BASE ALLOYS KG	391	2,694
	IRELAND.....	391	2,694
7408290000	WIRE OF OTHER COPPER ALLOYS, NESOI KG	1,362	15,000
	DOMINICAN REPUBLIC.....	1,362	15,000
7409900000	PLATES SHEETS STRIP OTH COPPER ALLOYS OV .15MM THK KG	1,087	31,904
	JAPAN.....	1,087	31,904
7411105000	TUBES AND PIPES OF REFINED COPPER EXC SEAMLESS KG	531	8,060
	ISRAEL.....	106	4,860
	MONTSEERRAT.....	425	3,200
7411220000	TUBES A PIPS OF CUPRO-NIKL OR NICKEL-SILVER KG	107	8,645
	DOMINICAN REPUBLIC.....	98	5,350
	ISRAEL.....	9	3,295
7411295000	PIPES AND TUBES OF COPPER ALLOY NESOI NOT SEAMLESS KG	28,340	143,400
	VENEZUELA.....	28,340	143,400
7413005000	CABLE, ETC NESOI OF CU NT INS NT MD INTO ARTCLS KG	9,494	45,523
	DOMINICAN REPUBLIC.....	9,494	45,523
7415390000	OTHER THREADED FASTENERS NESOI OF COPPER KG	888	2,790
	DOMINICAN REPUBLIC.....	888	2,790
7419100000	COPPER CHAIN AND PARTS THEREOF KG	5,446	38,155
	DOMINICAN REPUBLIC.....	5,446	38,155
7419910010	BRS PLMBG GDS NESOI CST STMPD FRGD NT FRTHR WORKED KG	156	6,100
	UNITED KINGDOM OF GT BRITAIN.....	156	6,100
7419995010	BRASS PLUMBING GOODS NESOI KG	2,372	15,822
	ANGUILLA.....	1,426	3,771
	BRITISH VIRGIN ISLANDS.....	946	12,051
	NICKEL AND ARTICLES THEREOF..... TOTAL	17,685	230,140
7506105000	FOIL OF NICKEL, NOT ALLOYED KG	6,209	6,692
	ST.CHRISTOPHER-NEVIS.....	6,209	6,692
7506201500	PLATES, SHEETS AND STRIP OF NICKEL ALLOYS KG	38	5,138
	ITALY.....	38	5,138
7508900000	OTHER ARTICLES OF NICKEL, NESOI KG	11,438	218,310
	BELGIUM.....	528	15,218
	BRITISH VIRGIN ISLANDS.....	2,858	53,706
	DOMINICAN REPUBLIC.....	190	9,500
	NETHERLAND ANTIL. EXC ARUBA.....	5,993	101,223
	ST. LUCIA.....	1,869	38,663
	ALUMINUM AND ARTICLES THEREOF..... TOTAL		11,310,957
7601209030	UNWROUGHT ALUMINUM VANADIUM MASTER ALLOY KG	319	4,140
	ISRAEL.....	319	4,140
7602000030	ALUMINUM USED BEVERAGE CONTAINER SCRAP KG	385,955	394,707
	ARUBA.....	6,498	16,514
	CHINA (TAIWAN).....	55,775	52,127
	CHINA,PEOPLE'S REP.(MAINLAND).....	105,203	97,408
	DOMINICAN REPUBLIC.....	98,896	118,876
	MEXICO.....	56,893	46,496
	REPUBLIC OF KOREA.....	19,680	18,222
	SINGAPORE.....	43,010	45,064
7602000090	AL WASTE AND SCRAP OTHER THAN USED BEV CONT SCRAP KG	5,591,430	6,776,925
	ARUBA.....	15,775	6,288
	CHINA (TAIWAN).....	289,574	288,069
	CHINA,PEOPLE'S REP.(MAINLAND).....	1,688,754	2,207,339
	ECUADOR.....	33,361	75,818
	HONG KONG.....	840,827	1,150,787
	INDIA.....	215,296	238,940
	INDONESIA.....	20,257	22,080
	JAPAN.....	332,310	365,581
	REPUBLIC OF KOREA.....	535,658	604,648
	SPAIN.....	11,852	16,000
	SWITZERLAND.....	37,190	50,023
	UNITED ARAB EMIRATES.....	1,570,576	1,751,352
7604101000	ALUMINUM PROFILES NOT ALLOYED KG	11,341	32,350
	DOMINICAN REPUBLIC.....	11,341	32,350
7605190000	AL WIR NT ALY OF WHI TH MAX C-S DIM IS 7MM OR LESS KG	1,614	16,050
	DOMINICAN REPUBLIC.....	1,614	16,050
7606113030	ALUM PLT SHT STRP REC/SQ NAL NT CLD OV 6.3MM THCK KG	1,270	13,532



TABLE 5 - EXPORTS OF MERCHANDISE FROM PUERTO RICO TO FOREIGN COUNTRIES,  
BY COMMODITY AND COUNTRY OF DESTINATION: FISCAL YEAR 2000

COMM-CODE	COMMODITY AND UNIT OF QUANTITY	QUANTITY	VALUE-\$
	ITALY.....	1,270	13,532
7606116000	ALUM PLT SHT STRP REC O SQR NT ALY CLAD OV .2MM TH KG	4,627	12,721
	DOMINICAN REPUBLIC.....	4,627	12,721
7606920050	OTH NONRECT PLTS SHTS STRP ALUM ALYS OV 6.3MM THCK KG	801	3,680
	ISRAEL.....	801	3,680
7606920070	CIRCLES A DISCS ALUM ALYS 6.3MM OR LS THICK KG	7,809	50,054
	ARUBA.....	4,202	21,007
	TRINIDAD @ TOBAGO.....	3,607	29,047
7606920090	OTH NONRECT PLTS SHTS STRP ALUM ALYS 6.3MM O LS TH KG	16,477	45,572
	ARUBA.....	8,754	28,010
	NETHERLAND ANTIL. EXC ARUBA.....	7,723	17,562
7607119000	ALUM FOIL NT BCKD NT OV 0.2MM THK NESOI KG	1,101	3,585
	DOMINICAN REPUBLIC.....	1,101	3,585
7607190000	ALUMINUM FOIL NOT BACKED NOT OVR .2MM THCK, WORKED KG	2,361	38,195
	ITALY.....	2,313	34,874
	SWITZERLAND.....	48	3,321
7608100090	AL TBS A PPS EXC SMLSS NT ALLOYED KG	10,509	290,880
	UNITED KINGDOM OF GT BRITAIN.....	10,509	290,880
7609000000	ALU TUB OR PIP FIT (COUPLINGS ELBOWS SLEEVES) KG	891	12,724
	ISRAEL.....	211	3,659
	TRINIDAD @ TOBAGO.....	680	9,065
7610100000	ALU DOR WIN AND THEIR FRA AND THRES FOR DOORS KG	111,940	357,524
	ANGUILLA.....	4,890	15,939
	BRITISH VIRGIN ISLANDS.....	10,962	93,112
	DOMINICA.....	18	7,783
	DOMINICAN REPUBLIC.....	22,096	43,020
	HAITI.....	2,048	13,829
	NETHERLAND ANTIL. EXC ARUBA.....	11,279	26,530
	ST.CHRISTOPHER-NEVIS.....	60,647	157,311
7610900050	OTH ALUM STRCTRS A PRTS; AL PLTS TBS ETC FOR STRTR KG	36	3,400
	DOMINICAN REPUBLIC.....	36	3,400
7612901030	ALUM CANS OF A CAPACITY NT EXCDG 355 ML NO	27,847,912	2,174,494
	ARUBA.....	2,253,101	162,783
	DOMINICAN REPUBLIC.....	1,051,467	60,438
	TRINIDAD @ TOBAGO.....	24,543,344	1,951,273
7612901060	OT AL CN OF A CP EX 355ML BU LS TH 3.8 LITERS NO	3,586,512	133,091
	TRINIDAD @ TOBAGO.....	3,586,512	133,091
7612909000	OTHER ALUMINUM CONTAINERS CAPACITY 3.8-300 LITERS NO	9,598,188	235,584
	ARUBA.....	695,532	46,135
	EL SALVADOR.....	8,902,656	189,449
7613000000	ALUMINUM CONTAINERS FOR COMPRESSED OR LIQUEFID GAS NO	41	78,195
	BRITISH VIRGIN ISLANDS.....	31	7,495
	JAMAICA.....	10	70,700
7615192000	ALUM CKG KTCHWR CST NT SCOURRS/PLSHNG PDS, AND PTS NO	148	8,719
	NETHERLAND ANTIL. EXC ARUBA.....	148	8,719
7615194000	ALUM CKNG KTCHNWR NT CAST NT SCOURRS/POL PDS,& PTS NO	4,251	17,000
	NETHERLAND ANTIL. EXC ARUBA.....	4,251	17,000
7616101000	ALUM NAILS TACKS STAPLES NT 8305 KG	6,646	14,934
	ANGUILLA.....	1,003	3,000
	MONTSEERRAT.....	5,643	11,934
7616995060	ALUMINUM CASTINGS KG	5,902	33,231
	IRELAND.....	5,902	33,231
7616995080	ARTICLES OF ALUMINUM WIRE NESOI KG	11,447	35,876
	ANGUILLA.....	4,418	3,628
	MONTSEERRAT.....	2,476	7,209
	TRINIDAD @ TOBAGO.....	4,553	25,039
7616995095	ARTICLES OF ALUMINUM NESOI KG	222,819	523,794
	ARUBA.....	133,338	104,595
	CHINA,PEOPLE'S REP.(MAINLAND).....	17,921	26,030
	DOMINICAN REPUBLIC.....	37,607	164,592
	MEXICO.....	11	9,127
	NETHERLAND ANTIL. EXC ARUBA.....	683	31,617
	TRINIDAD @ TOBAGO.....	33,259	187,833
	ZINC AND ARTICLES THEREOF..... TOTAL	28,929	44,394
7902000000	ZINC WASTE AND SCRAP KG	16,202	17,724
	HONG KONG.....	16,202	17,724
7906000000	ZINC TUBES, PIPES AND TUBE OR PIPE FITTINGS KG	11,505	18,670
	ANGUILLA.....	6,385	5,979

TABLE 5 - EXPORTS OF MERCHANDISE FROM PUERTO RICO TO FOREIGN COUNTRIES,  
BY COMMODITY AND COUNTRY OF DESTINATION: FISCAL YEAR 2000

COMM-CODE	COMMODITY AND UNIT OF QUANTITY	QUANTITY	VALUE-\$
7907006000	BRITISH VIRGIN ISLANDS.....	1,959	7,023
	MONTserrat.....	3,161	5,668
	ZINC ARTICLES, NESOI..... KG	1,222	8,000
	DOMINICA.....	660	4,425
	DOMINICAN REPUBLIC.....	562	3,575
	TIN AND ARTICLES THEREOF..... TOTAL	88,514	77,451
8004000000	TIN PLATES, SHEET AND STRIP OVER 0.2 MM THICK..... KG	82,794	66,815
	COLOMBIA.....	42,376	57,000
8006000000	INDIA.....	40,418	9,815
	TIN TUBES AND PIPES INCLDG PIPE A TUBE FITTINGS..... KG	5,720	10,636
	ANGUILLA.....	2,860	2,551
	ST.CHRISTOPHER-NEVIS.....	2,860	8,085
	OTHER BASE METALS;CERMETS; ARTICLES THEREOF..... TOTAL	10,720	537,591
8103900000	TANTALUM, WROUGHT..... KG	686	179,796
	JAPAN.....	686	179,796
8108908000	OTHER WROUGHT TITANIUM, NESOI..... KG	7,941	347,370
	UNITED KINGDOM OF GT BRITAIN.....	7,941	347,370
8112990000	ARTS OF GA HAF IND NIOB RHEN THALL NESOI INC WRGHT..... KG	2,093	10,425
	IRELAND.....	1,337	6,633
	UNITED KINGDOM OF GT BRITAIN.....	756	3,792
	TOOLS, IMPLEMENTS,CUTLERY, SPOONS AND FORKS, OF BASE METAL; PARTS THEREOF OF BASE METAL..... TOTAL		3,254,011
8201900000	OTH HNDTLS FR AGRIC,FRSTRY A PRTS, BS MTL..... X		27,153
	DOMINICAN REPUBLIC.....		27,153
8202200060	BANDSAW BLADES EXC MTL CTING, PARTS, BASE METAL..... X		5,563
	TRINIDAD @ TOBAGO.....		5,563
8203100000	FILES, RASPS AND SIMILAR TOOLS, OF BASE METAL..... DOZ	1,667	23,437
	DOMINICAN REPUBLIC.....	1,667	23,437
8203206060	PNCRS A SMLR TLS EX PLRS O TWZRS, BS MTL..... X		2,780
	ARUBA.....		2,780
8205200000	HAMMERS A SLEDGE HAMMERS A PARTS, BASE METAL..... X		32,000
	DOMINICAN REPUBLIC.....		32,000
8205599000	HANDTOOL INCL GLASS CUTTER & PARTS BASEMETAL NESOI..... X		42,724
	GERMANY.....		38,124
	NETHERLANDS.....		4,600
8205900000	SETS OF ARTS OF 2 OR MORE OF FORGO SBHDNG HND TLS..... PCS	58	6,000
	HONDURAS.....	58	6,000
8207303000	PRSG STMPG PNCH TLS STBL F CTG MTL A PT..... X		7,000
	MEXICO.....		7,000
8207306030	STMPG DIES A PTS NT SUTBL F CTG MTL..... X		29,174
	ITALY.....		29,174
8207306060	DIES MTL FORMG A THRD ROLLG A PTS..... X		3,669
	BULGARIA.....		3,669
8207306075	DIES F CTG CLTH LTHR PPR A PTS..... NO	439	49,304
	DOMINICAN REPUBLIC.....	439	49,304
8207306090	TLS PR ST PU NESOI NT MTL CTG..... X		60,523
	DOMINICAN REPUBLIC.....		40,000
	ITALY.....		20,523
8207907570	INTRCHBL TLS FOR HND O MCH TLS, BASE MTL PRTS THRF..... X		129,360
	ARUBA.....		69,308
	DOMINICAN REPUBLIC.....		3,291
	ISRAEL.....		5,059
	JAPAN.....		30,576
	TRINIDAD @ TOBAGO.....		21,126
8209000030	PLTS STCKS TPS ETC FOR TOOLS UNMNTD OF SNTRD CRBDS..... KG	90	23,550
	CROATIA.....	90	23,550
8212100000	RAZORS..... NO	615,621	535,540
	ARUBA.....	24,146	65,495
	BARBADOS.....	60,978	27,869
	CAYMAN ISLANDS.....	1,140	2,714
	COLOMBIA.....	101,712	101,710
	DOMINICAN REPUBLIC.....	392,256	268,333

TABLE 5 - EXPORTS OF MERCHANDISE FROM PUERTO RICO TO FOREIGN COUNTRIES,  
BY COMMODITY AND COUNTRY OF DESTINATION: FISCAL YEAR 2000

COMM-CODE	COMMODITY AND UNIT OF QUANTITY	QUANTITY	VALUE-\$
	GRENADA.....	1,826	5,130
	JAMAICA.....	5,862	19,701
	NETHERLAND ANTIL. EXC ARUBA.....	19,107	35,997
	SURINAME.....	2,941	2,940
	TRINIDAD @ TOBAGO.....	2,936	2,935
	UNITED KINGDOM OF GT BRITAIN.....	2,717	2,716
8212200000	SAFETY RAZOR BLADES AND BLADE BLANKS IN STRIPS NO	36,754,314	588,069
	DOMINICAN REPUBLIC.....	34,774,313	556,389
	MEXICO.....	1,980,001	31,680
8212900000	PARTS FOR RAZORS EXC BLADES X		1,601,051
	ANTIGUA.....		36,047
	ARUBA.....		129,714
	BARBADOS.....		107,006
	BRITISH VIRGIN ISLANDS.....		2,566
	CAYMAN ISLANDS.....		2,794
	DOMINICA.....		4,467
	DOMINICAN REPUBLIC.....		20,935
	GRENADA.....		23,748
	GUYANA.....		19,322
	JAMAICA.....		386,201
	NETHERLAND ANTIL. EXC ARUBA.....		216,548
	ST. LUCIA.....		30,947
	ST.CHRISTOPHER-NEVIS.....		6,904
	SURINAME.....		13,789
	TRINIDAD @ TOBAGO.....		596,611
	UNITED KINGDOM OF GT BRITAIN.....		3,452
8214200000	MNCR OR PDCR STS A INSTMNTS INC NL FLS A PTS X		23,628
	ARUBA.....		4,056
	ECUADOR.....		4,378
	NETHERLAND ANTIL. EXC ARUBA.....		4,823
	PANAMA.....		7,354
	URUGUAY.....		3,017
8214900000	OTHER ARTICLES OF CUTLERY NESOI A BASE METAL PARTS NO	12,445	45,000
	ARUBA.....	12,445	45,000
8215200000	SETS ASSRTD TBLWR NOT PREC MTL, INC BS MTL PRTS PCS	591	18,486
	ARUBA.....	591	18,486
	MISCELLANEOUS ARTICLES OF BASE METAL..... TOTAL		4,561,685
8301403000	LUGGAGE LOCKS, BASE METAL DOZ	8,510	86,572
	COSTA RICA.....	8,510	86,572
8301406030	DOOR LOCKS, LOCKSETS AND OTH BS MTL LOCKS FR DOORS KG	8,010	90,913
	ANGUILLA.....	691	6,770
	ANTIGUA.....	562	6,782
	BRITISH VIRGIN ISLANDS.....	249	2,709
	GUADELOUPE.....	2,028	19,659
	MONTERRAT.....	1,082	7,856
	NETHERLAND ANTIL. EXC ARUBA.....	1,849	19,390
	ST.CHRISTOPHER-NEVIS.....	1,017	8,106
	TRINIDAD @ TOBAGO.....	532	19,641
8302103000	HINGES AND PARTS FOR MOTR VEHCLS IR/ST, ALUM, ZINC KG	42,237	11,808
	DOMINICAN REPUBLIC.....	42,237	11,808
8302104090	OTHER HINGES AND PARTS THEREOF OF BASE METAL NESOI KG	24,129	154,915
	ARUBA.....	1,430	4,578
	DOMINICAN REPUBLIC.....	22,609	141,337
	PANAMA.....	90	9,000
8302300000	OTH BS METL MOUNTNGS FTTNGS ETC FOR MOTOR VEHICLES KG	18,702	91,214
	DOMINICAN REPUBLIC.....	6,027	21,914
	VENEZUELA.....	12,675	69,300
8302418035	OTH BASE METL MOUNTNGS FTTNGS ETC FOR DOORS KG	972	43,700
	DOMINICAN REPUBLIC.....	972	43,700
8302418055	OTH BASE METL MNTNGS FTTNGS ETC KG	1,753	46,000
	GUADELOUPE.....	1,753	46,000
8302418075	OTH BS METL MNTNGS FTTNGS ETC FOR BUILDINGS, NESOI KG	42,013	107,817
	ANTIGUA.....	7,050	7,000
	NETHERLAND ANTIL. EXC ARUBA.....	5,792	21,109
	ST.CHRISTOPHER-NEVIS.....	28,159	73,911
	TRINIDAD @ TOBAGO.....	1,012	5,797
8302420000	OTH BASE METL MOUNTNGS FTTNGS ETC FOR FURNITURE KG	50	6,871
	NETHERLAND ANTIL. EXC ARUBA.....	50	6,871

TABLE 5 - EXPORTS OF MERCHANDISE FROM PUERTO RICO TO FOREIGN COUNTRIES,  
BY COMMODITY AND COUNTRY OF DESTINATION: FISCAL YEAR 2000

COMM-CODE	COMMODITY AND UNIT OF QUANTITY	QUANTITY	VALUE-\$
8302497500	OTHER BASE METAL MOUNTINGS, FITTINGS ETC, NESOI KG	11,325	116,738
	AUSTRIA.....	2,266	52,988
	NETHERLAND ANTIL. EXC ARUBA.....	9,059	63,750
8304000000	OFFICE AND DESK EQUIP A PRTS, OF BASE METAL KG	590	27,697
	DOMINICAN REPUBLIC.....	150	9,034
	ISRAEL.....	73	4,998
	PANAMA.....	367	13,665
8305200000	STAPLES IN STRIPS, OF BASE METAL KG	1,198	18,765
	DOMINICAN REPUBLIC.....	1,198	18,765
8307100000	FLEXIBLE TUBING OF IRON OR STEEL KG	380	3,371
	SAUDI ARABIA.....	380	3,371
8307900000	FLEXIBLE TUBING OF BASE METAL NOT IRON OR STEEL KG	6,906	50,109
	DOMINICAN REPUBLIC.....	6,906	50,109
8308100000	HOOKS, EYES AND EYELETS, OF BASE METAL KG	173,723	2,626,249
	CHILE.....	2,006	11,906
	CHINA (TAIWAN).....	249	4,602
	DOMINICAN REPUBLIC.....	169,157	2,578,706
	MEXICO.....	2,311	31,035
8308908000	CLSPS, FRMS W CLSPS ETC BDS A SPNGLS, BASE METAL KG	71,418	928,092
	COSTA RICA.....	2,496	88,687
	DOMINICAN REPUBLIC.....	67,229	815,257
	GUADELOUPE.....	163	6,356
	MEXICO.....	1,530	17,792
8309900000	STOPPERS, CAPS, LIDS, SEALS ETC NES, PRTS, BS METL KG	4,128	114,974
	BARBADOS.....	41	2,672
	DOMINICAN REPUBLIC.....	2,559	25,360
	ECUADOR.....	338	68,458
	ITALY.....	1,189	15,950
	VENEZUELA.....	1	2,534
8310000000	SGN PLTS NOS A SMBLS ET BM EXCPT OF HDG 9405 KG	443	9,000
	BRITISH VIRGIN ISLANDS.....	443	9,000
8311100000	COATED ELECTRODES, BASE METAL, FOR ELEC ARC-WELDNG KG	1,418	11,476
	CHILE.....	183	6,076
	INDIA.....	1,235	5,400
8311306000	COATED RODS A CORED WIRE, BS METL, NES FR SOLDR ET KG	12,152	15,404
	DOMINICAN REPUBLIC.....	867	5,227
	JAMAICA.....	11,285	10,177
	MACHINERY AND MECHANICAL APPLIANCES; ELECTRICAL EQUIPMENT;PARTS THEREOF; SOUND RECORDERS AND REPRODUCERS, TELEVISION IMAGE AND SOUND RECORDER, AND REPRODUCERS, AND PARTS AND ACCESSORIES OF SUCH ARTICLES..... TOTAL		940,433,844
	NUCLEAR REACTORS,BOILERS,MACHINERY AND MECHANICAL APPLIANCES; PARTS THEREOF..... TOTAL		587,810,380
8402900010	HEAT EXCHANGERS T	2	7,177
	UNITED KINGDOM OF GT BRITAIN.....	2	7,177
8403900000	PARTS FOR CENTRAL HEATING BOILERS X		5,200
	JAMAICA.....		5,200
8406900040	PARTS FOR STEAM TURBINES X		40,234
	ARGENTINA.....		12,780
	ARUBA.....		24,744
	ISRAEL.....		2,710
8406900080	PARTS FOR OTHER THAN STEAM VAPOR TURBINES X		8,580
	ARUBA.....		8,580
8407100060	SPK-IGN RECIP OR ROT INT COMB PST A/C ENG, USED NO	2	27,500
	BRITISH VIRGIN ISLANDS.....	2	27,500
8407100090	SPK-IGN REC OR ROT INT COM PST TYP A/C ENG EXC CIV NO	2	109,439
	DOMINICAN REPUBLIC.....	2	109,439
8407210000	OUTBOARD ENGINES FOR MARINE PROPULSION NO	38	138,523
	BRITISH VIRGIN ISLANDS.....	10	50,097
	GUADELOUPE.....	2	6,600
	MEXICO.....	2	8,268
	MONTSERRAT.....	2	9,826
	NETHERLAND ANTIL. EXC ARUBA.....	11	30,000
	NIGERIA.....	2	6,154

TABLE 5 - EXPORTS OF MERCHANDISE FROM PUERTO RICO TO FOREIGN COUNTRIES,  
BY COMMODITY AND COUNTRY OF DESTINATION: FISCAL YEAR 2000

COMM-CODE	COMMODITY AND UNIT OF QUANTITY	QUANTITY	VALUE-\$
	PANAMA.....	8	21,786
	ST.VINCENT @ THE GRENADINES.....	1	5,792
8407909030	SP-IG REC OR RTRY PIST ENG, NESOI, LESS THAN 4476W NO	56	12,000
	DOMINICAN REPUBLIC.....	56	12,000
8408909050	COMP-IGN INT COMB PST ENG,NESOI,EXCEEDING 1,119 KW NO	1	26,300
	DOMINICAN REPUBLIC.....	1	26,300
8409914000	PARTS F SPARK IGN ENG F RD TR, BUS, AUTO OR TRUCKS KG	9,093	22,451
	BRITISH VIRGIN ISLANDS.....	37	5,100
	NETHERLAND ANTIL. EXC ARUBA.....	8,414	6,121
	NETHERLANDS.....	520	6,230
	SPAIN.....	122	5,000
8409918000	PARTS FOR SPARK-IG PISTON ENG, NESOI KG	5,175	57,725
	DOMINICAN REPUBLIC.....	5,096	51,113
	NETHERLAND ANTIL. EXC ARUBA.....	37	2,544
	TRINIDAD @ TOBAGO.....	42	4,068
8409994000	PARTS F DIESEL ENG F ROAD TR, BUS, AUTO, TRUCK KG	20	7,231
	UNITED KINGDOM OF GT BRITAIN.....	20	7,231
8409998000	PARTS FOR DIESEL ENGINES, NESOI KG	3,520	83,502
	BRITISH VIRGIN ISLANDS.....	311	13,519
	GRENADA.....	110	6,227
	GUYANA.....	25	8,743
	NETHERLAND ANTIL. EXC ARUBA.....	223	9,911
	REPUBLIC OF KOREA.....	1,440	28,800
	SPAIN.....	100	3,429
	VENEZUELA.....	1,311	12,873
8410900000	PARTS, INC REGULATORS, FOR HYDRAULIC TURB & WTR WH X		42,988
	JAPAN.....		42,988
8411818000	GAS TURBINE ENG,EXC A/C,NESOI,POWER NOT EXC 5000KW NO	2	360,000
	VENEZUELA.....	2	360,000
8411828000	GAS TURBINE ENG,EXC A/C,NESOI, POWER EXCEED 5,000K NO	4	6,479,235
	VENEZUELA.....	4	6,479,235
8411917010	PARTS OF TURBOJET & TURBOPROPELLER A/C ENG,CIVIL X		3,147,026
	GERMANY.....		2,302,491
	INDIA.....		203,428
	IRELAND.....		69,498
	ITALY.....		177,474
	SPAIN.....		73,350
	UNITED KINGDOM OF GT BRITAIN.....		320,785
8411917050	PARTS OF TURBOJET & TURBOPROPELLR A/C ENG,EX CIVIL X		15,000
	DOMINICAN REPUBLIC.....		15,000
8411994000	PARTS OF NONAIRCRAFT GAS TURBINES X		5,773,548
	ALGERIA.....		1,500,000
	ARGENTINA.....		22,054
	CHILE.....		259,844
	CHINA (TAIWAN).....		11,237
	CHINA,PEOPLE'S REP.(MAINLAND).....		13,575
	COSTA RICA.....		19,965
	DOMINICAN REPUBLIC.....		11,736
	ECUADOR.....		77,392
	GUATEMALA.....		3,202
	ITALY.....		392,179
	JAPAN.....		49,969
	PERU.....		16,436
	SAUDI ARABIA.....		7,529
	TRINIDAD @ TOBAGO.....		150,072
	UNITED KINGDOM OF GT BRITAIN.....		2,679,118
	VENEZUELA.....		559,240
8411997010	PARTS OF GAS TURBINE A/C ENGINES F CIVIL A/C X		33,050
	ARGENTINA.....		19,607
	ARUBA.....		5,466
	JAMAICA.....		7,977
8411997050	PARTS OF GAS TURBINE A/C ENG, EXC CIVIL A/C X		136,312
	ARGENTINA.....		9,365
	DOMINICAN REPUBLIC.....		77,488
	VENEZUELA.....		49,459
8412901000	PARTS OF HYDROJET ENGINES FOR MARINE PROPULSION X		13,875
	TRINIDAD @ TOBAGO.....		13,875
8413110000	PUMPS FOR DISPENSING FUEL OR LUBRICANTS,GARAGE USE NO	279	67,869
	ANGUILLA.....	16	27,800
	ANTIGUA.....	10	3,080

TABLE 5 - EXPORTS OF MERCHANDISE FROM PUERTO RICO TO FOREIGN COUNTRIES,  
BY COMMODITY AND COUNTRY OF DESTINATION: FISCAL YEAR 2000

COMM-CODE	COMMODITY AND UNIT OF QUANTITY	QUANTITY	VALUE-\$
	BRITISH VIRGIN ISLANDS.....	80	4,395
	DOMINICAN REPUBLIC.....	1	2,800
	GRENADA.....	2	7,816
	NETHERLAND ANTIL. EXC ARUBA.....	169	16,005
	ST.VINCENT @ THE GRENADINES.....	1	5,973
8413190000	PUMPS FITTED WITH MEASURING DEVICE, NESOI NO	19	32,530
	JAPAN.....	18	6,530
	MEXICO.....	1	26,000
8413400000	CONCRETE PUMPS NO	2	172,287
	FRANCE.....	1	150,787
	GUYANA.....	1	21,500
8413702022	CENT PMP LIQ,SING-STG,SING-SUC,CLOS-COUP,DISC7.6CM NO	7	27,339
	REP. OF SOUTH AFRICA.....	7	27,339
8413702090	CENTRIFUGAL PUMPS FOR LIQUIDS, NESOI NO	11	6,667
	BAHAMAS.....	1	3,947
	SINGAPORE.....	10	2,720
8413810020	TURBINE PUMPS, NESOI NO	1	6,834
	ARUBA.....	1	6,834
8413810040	PUMPS FOR LIQUIDS, NESOI NO	12	27,037
	GERMANY.....	1	2,678
	SPAIN.....	11	24,359
8413911000	PARTS OF FUEL-INJECTION PUMPS FOR COMP-IGNIT PUMPS X		3,740
	BAHAMAS.....		3,740
8413919050	PARTS OF HYDRAULIC FLUID POWER PUMPS X		10,121
	ITALY.....		10,121
8413919520	PARTS, NESOI, OF PUMPS FOR LIQUIDS X		18,528
	NICARAGUA.....		18,528
8414100000	VACUUM PUMPS NO	140	59,486
	JAPAN.....	1	3,500
	UNITED ARAB EMIRATES.....	3	49,500
	UNITED KINGDOM OF GT BRITAIN.....	136	6,486
8414200000	HAND- OR FOOT-OPERATED AIR PUMPS NO	38	62,778
	BRITISH VIRGIN ISLANDS.....	8	2,608
	PANAMA.....	30	60,170
8414308080	COMPRESSORS, REF & A/C,EXC AMMONIA,EXCEEDING 10 HP NO	1	18,000
	TURKS @ CAICOS ISLANDS.....	1	18,000
8414400000	AIR COMPRESSORS MOUNT ON WHEEL CHASSIS FOR TOWING NO	22	137,168
	DOMINICAN REPUBLIC.....	12	125,568
	MEXICO.....	10	11,600
8414599080	FANS, NESOI NO	16	40,391
	CHILE.....	9	5,411
	ISRAEL.....	6	7,520
	UNITED KINGDOM OF GT BRITAIN.....	1	27,460
8414801542	AIR COMPRES,RECIP,STATIONRY, EXC 11.19KW N/E74.6KW NO	1	43,890
	DOMINICAN REPUBLIC.....	1	43,890
8414801560	AIR COMPRESSR,ROTARY,STATIONARY,NOT EXC 11.19KW NO	1	10,500
	DOMINICAN REPUBLIC.....	1	10,500
8414809000	AIR OR VACUUM PUMPS, NESOI NO	60	3,600
	DOMINICAN REPUBLIC.....	60	3,600
8414901040	PTS OF FANS,INC BLOWERS (OF SUBHEADING 8414.51.00) X		2,858
	DOMINICAN REPUBLIC.....		2,858
8414902090	PARTS OF COMPRESSORS, NESOI X		43,159
	DOMINICAN REPUBLIC.....		7,310
	REP. OF SOUTH AFRICA.....		6,530
	VENEZUELA.....		29,319
8415100060	AIR-COND,WIND/WALL,SELF-CONTAIN,2.93KW/HR><4.98KW NO	889	262,784
	ARUBA.....	50	16,950
	BELIZE.....	20	5,470
	BRAZIL.....	547	116,068
	BRITISH VIRGIN ISLANDS.....	74	23,870
	HAITI.....	108	36,906
	ST. LUCIA.....	90	63,520
8415100080	AIR-COND,WIND/WALL,SELF-CONTAIN 4.98 KW/HR OR> NO	665	266,589
	BELIZE.....	60	22,580
	DOMINICAN REPUBLIC.....	451	172,847
	HAITI.....	152	60,107
	ST.CHRISTOPHER-NEVIS.....	1	3,375
	TRINIDAD @ TOBAGO.....	1	7,680
8415200000	AUTOMOTIVE AIR CONDITIONERS NO	130	18,318
	DOMINICAN REPUBLIC.....	130	18,318

TABLE 5 - EXPORTS OF MERCHANDISE FROM PUERTO RICO TO FOREIGN COUNTRIES,  
BY COMMODITY AND COUNTRY OF DESTINATION: FISCAL YEAR 2000

COMM-CODE	COMMODITY AND UNIT OF QUANTITY		QUANTITY	VALUE-\$
8415810010	AIR-CND,INC REF & VAL FOR REV CL/HT,SLF-CNT=<17.58	NO	419	418,721
	DOMINICAN REPUBLIC.....		419	418,721
8415810020	AIR-CND,INC REF & VAL FOR REV CL/HT, SLF-CN >17.58	NO	20	500,000
	DOMINICAN REPUBLIC.....		20	500,000
8415810030	AIR-COND,INC REF & VAL FOR REV COOL/HEAT, EXC S-CO	NO	95	37,275
	ANGUILLA.....		26	5,850
	BRITISH VIRGIN ISLANDS.....		69	31,425
8415820015	AIR-CNDTNRS, YR-RND UNITS (HEAT/COOL) <17.58KW/HR	NO	14	10,761
	UNITED KINGDOM OF GT BRITAIN.....		14	10,761
8415820030	ROOM FAN COIL UNITS FOR USE WITH WATER CHILLERS	NO	71	15,388
	HAITI.....		25	5,388
	NETHERLAND ANTIL. EXC ARUBA.....		46	10,000
8415820040	ROOM,CENTRL STAT A/C UNITS USED WITH WATER CHILLER	NO	16	163,352
	BRAZIL.....		14	88,352
	DOMINICAN REPUBLIC.....		2	75,000
8415820070	AIR COND MACH INCORPORATING A REFRIG UNIT, NESOI	NO	2	26,715
	DOMINICAN REPUBLIC.....		2	26,715
8415830050	CONDENSING UNIT NOT EXC 17.58 KW/HR (60000 BTU/HR)	NO	80	29,318
	ANGUILLA.....		68	22,843
	BRITISH VIRGIN ISLANDS.....		12	6,475
8415830090	AIR COND MACHS NOT INCORPORAT A REFRIG UNIT, NESOI	NO	164	39,575
	ANGUILLA.....		43	11,025
	BRITISH VIRGIN ISLANDS.....		3	7,200
	VENEZUELA.....		118	21,350
8415909000	PARTS, NESOI, OF AIR CONDITIONING MACHINES	X		809,681
	BRAZIL.....			683,160
	DOMINICAN REPUBLIC.....			105,834
	TRINIDAD @ TOBAGO.....			20,687
8417100000	FURV,OVEN,ROAST,MELT,TREAT,ORE,PYR,MLT,IND,LAB,N/E	NO	1	151,031
	UNITED KINGDOM OF GT BRITAIN.....		1	151,031
8417900000	PARTS OF IND OR LAB FURN & OVEN,INCINERAT, NONELEC	X		8,445
	HUNGARY.....			3,611
	TRINIDAD @ TOBAGO.....			4,834
8418210010	REFRIGERATORS, HOUSEHOLD, COMP TYP, VOL <184 LITER	NO	54	32,028
	NETHERLAND ANTIL. EXC ARUBA.....		1	3,500
	PANAMA.....		53	28,528
8418210030	REFRIG,HOUSEHOLD,COMP TYP,VOL 269 < 382 LITERS	NO	32	19,143
	BRITISH VIRGIN ISLANDS.....		32	19,143
8418210090	REFRIG,HOUSEHOLD, COMP TYP, VOL 382 LITERS & OVER	NO	120	63,158
	ANGUILLA.....		84	41,900
	ANTIGUA.....		5	3,203
	BELIZE.....		8	3,264
	BRITISH VIRGIN ISLANDS.....		19	11,515
	NETHERLAND ANTIL. EXC ARUBA.....		4	3,276
8418290000	REFRIGERATORS, HOUSEHOLD TYPE, NESOI	NO	13	50,468
	ANGUILLA.....		12	3,474
	NETHERLAND ANTIL. EXC ARUBA.....		1	46,994
8418300000	FREEZERS, CHEST TYPE, CAPACITY NOT EXC 800 LITERS	NO	38	37,054
	NETHERLAND ANTIL. EXC ARUBA.....		38	37,054
8418500040	FREEZING DISPLAY COUNTERS, CABINETS, SHOWCASES	NO	4	46,630
	BRITISH VIRGIN ISLANDS.....		4	46,630
8418500080	REFRIGERATING DISPLAY COUNTERS, CABINETS,SHOWCASES	NO	43	76,775
	PANAMA.....		43	76,775
8418610040	FINNED COIL COMPRESSION TYPE HEAT EXCHANGERS	NO	197	1,389,234
	BRAZIL.....		174	1,190,154
	CHINA (TAIWAN).....		5	75,740
	JAPAN.....		18	123,340
8418690010	ICEMAKING MACH,SELF-CONT,CUBE,FLAKE,CAP N/EXC227KG	NO	17	32,011
	ANGUILLA.....		17	32,011
8418690015	ICEMAKING MACHINES, NESOI	NO	43	80,000
	DOMINICAN REPUBLIC.....		11	40,000
	NETHERLAND ANTIL. EXC ARUBA.....		32	40,000
8418690095	REFRIG OR FREEZING EQUIP, EXCEPT HOUSEHOLD, NESOI	NO	17	43,016
	NETHERLAND ANTIL. EXC ARUBA.....		17	43,016
8418990050	PARTS OF REFRIG-FREEZ,SEP EXT DOOR & HOUSE REFRIG	X		22,335
	BRAZIL.....			22,335
8418990060	PARTS,REFRIG,FREEZERS & OTHER REFRIG ORFREEZ EQUIP	X		40,733,866
	ARGENTINA.....			58,580
	CAYMAN ISLANDS.....			9,339
	DOMINICA.....			16,352

TABLE 5 - EXPORTS OF MERCHANDISE FROM PUERTO RICO TO FOREIGN COUNTRIES,  
BY COMMODITY AND COUNTRY OF DESTINATION: FISCAL YEAR 2000

COMM-CODE	COMMODITY AND UNIT OF QUANTITY	QUANTITY	VALUE-\$
	DOMINICAN REPUBLIC.....		36,327,724
	GERMANY.....		2,539
	JAPAN.....		4,238,780
	NETHERLAND ANTIL. EXC ARUBA.....		3,552
	UNITED KINGDOM OF GT BRITAIN.....		77,000
8419190080	INSTANTANEOUS OR STORAGE WATER HEATERS,NESOI,NELEC NO 2	2	7,506
	DOMINICAN REPUBLIC.....	1	4,000
	UNITED KINGDOM OF GT BRITAIN.....	1	3,506
8419200000	MEDICAL, SURGICAL OR LABORATORY STERILIZERS NO 158	158	134,040
	ARUBA.....	10	3,149
	AUSTRIA.....	2	17,427
	DOMINICAN REPUBLIC.....	129	46,934
	GERMANY.....	17	66,530
8419390040	DRYERS FOR FOOD AND BEVERAGES NO 39	39	40,000
	HAITI.....	39	40,000
8419390080	DRYERS, TREATMENT OF MATERIALS, TEMP CHANGE, NESOI NO 2	2	18,300
	DOMINICAN REPUBLIC.....	2	18,300
8419500000	HEAT EXCHANGE UNITS, INDUSTRIAL TYPE NO 1	1	2,600
	GERMANY.....	1	2,600
8419815000	COOKING STOVES,RANGES & OVENS,EXC MICROWAVE,INDUST NO 352	352	45,560
	NETHERLAND ANTIL. EXC ARUBA.....	26	17,850
	ST.VINCENT @ THE GRENADINES.....	326	27,710
8419819080	IND MAC OR EQUIP FOR MAKE HOT DRINK,COOK,HEAT FOOD NO 37	37	1,058,101
	NEW ZEALAND ISLANDS.....	37	1,058,101
8419895060	IND MAC,PLANT,EQUIP,TREAT FOOD,BEV,TEMP CHG,NESOI NO 45	45	137,100
	COSTA RICA.....	44	117,100
	DOMINICAN REPUBLIC.....	1	20,000
8419895075	IND MAC,PLANT,EQUIP,TREAT OF MATERL,TEMP CHG,NESOI NO 26	26	15,000
	NETHERLAND ANTIL. EXC ARUBA.....	26	15,000
8419909500	PARTS F MCH OR EQUIP F TREAT MTL BY TEMP CHG,NESOI X		277,679
	DOMINICAN REPUBLIC.....		180,126
	GERMANY.....		15,767
	MEXICO.....		78,786
	NETHERLAND ANTIL. EXC ARUBA.....		3,000
8421120000	CLOTHES-DRYERS, CENTRIFUGAL NO 21	21	37,434
	BRITISH VIRGIN ISLANDS.....	4	5,500
	DOMINICAN REPUBLIC.....	1	8,000
	MEXICO.....	16	23,934
8421190000	CENTRIFUGES, NESOI NO 2	2	7,536
	NICARAGUA.....	2	7,536
8421210000	WATER FILTERING OR PURIFYING MACHINERY & APPARATUS NO 270	270	513,280
	CHINA (TAIWAN).....	6	6,912
	IRELAND.....	2	3,135
	NETHERLAND ANTIL. EXC ARUBA.....	18	35,384
	SINGAPORE.....	121	239,093
	UNITED KINGDOM OF GT BRITAIN.....	123	228,756
8421220000	BEVERAGE FILTERING OR PURIFYING MACH & APPARATUS NO 376	376	1,712,572
	GERMANY.....	376	1,712,572
8421230000	OIL OR FUEL FILTERS FOR INTERNAL COMBUSTION ENGINE X		17,058
	GUADELOUPE.....		6,281
	MONTSERRAT.....		7,500
	SINGAPORE.....		3,277
8421290065	OTHER FILTERING,PURIFYING EQUIP. FOR LIQUIDS NESOI NO 650,508	650,508	16,810,917
	AUSTRALIAN ISLANDS.....	3,000	118,666
	BRAZIL.....	5,064	253,120
	CANADA.....	1,069	29,913
	CHINA (TAIWAN).....	9,649	191,616
	CHINA,PEOPLE'S REP.(MAINLAND).....	18,021	918,533
	COSTA RICA.....	150	9,471
	FRANCE.....	647	18,093
	HONG KONG.....	481	18,792
	INDONESIA.....	993	42,065
	ISRAEL.....	1,040	52,025
	JAPAN.....	444,190	11,493,356
	MEXICO.....	11,055	306,972
	REP. OF SOUTH AFRICA.....	469	30,760
	REPUBLIC OF KOREA.....	5,512	343,373
	SINGAPORE.....	16,086	463,688
	ST.CHRISTOPHER-NEVIS.....	1	59,500
	THAILAND.....	15,727	720,001



TABLE 5 - EXPORTS OF MERCHANDISE FROM PUERTO RICO TO FOREIGN COUNTRIES,  
BY COMMODITY AND COUNTRY OF DESTINATION: FISCAL YEAR 2000

COMM-CODE	COMMODITY AND UNIT OF QUANTITY	QUANTITY	VALUE-\$
8421310000	UNITED KINGDOM OF GT BRITAIN.....	117,354	1,740,973
	INTAKE AIR FILTERS FOR INTERNAL COMBUSTION ENGINES X		18,702
	BRITISH VIRGIN ISLANDS.....		2,952
	DOMINICAN REPUBLIC.....		15,750
8421394000	CATALYTIC CONVERTERS NO	318	19,042
	COSTA RICA.....	318	19,042
8421398015	DUST COLLECT. AND AIR PURIFICATION EQUIPMENT NESOI X		3,100
	SPAIN.....		3,100
8421398090	FILTERING OR PURIFYING MACH & APPARATUS,GAS, NESOI X		147,767
	CANADA.....		147,767
8421910000	PARTS OF CENTRIFUGES, INCLUDING CENTRIFUGAL DRYERS X		56,854
	CHINA (TAIWAN).....		3,196
	GERMANY.....		49,298
	REP. OF SOUTH AFRICA.....		4,360
8421990040	PARTS OF FILTERING AND PURIFYING APPARATUS X		6,108,449
	ARGENTINA.....		3,623
	BRAZIL.....		146,031
	DOMINICAN REPUBLIC.....		1,896,519
	FRANCE.....		2,563,629
	GERMANY.....		11,025
	HONG KONG.....		10,805
	ICELAND.....		44,552
	INDONESIA.....		8,687
	IRELAND.....		795,029
	ITALY.....		8,012
	JAPAN.....		613,266
	REPUBLIC OF KOREA.....		3,000
	SINGAPORE.....		4,271
8421990080	PARTS OF MACH & APPARAT,FILT,PURIFY,LIQ,GAS,NESOI X		439,933
	AUSTRIA.....		30,096
	BRAZIL.....		4,818
	DOMINICAN REPUBLIC.....		103,558
	FRANCE.....		168,117
	GERMANY.....		29,429
	INDONESIA.....		2,527
	IRELAND.....		35,167
	SINGAPORE.....		21,604
	UNITED KINGDOM OF GT BRITAIN.....		44,617
8422200000	MACH FOR CLEAN OR DRY BOTTLES OR OTHER CONTAINERS NO	2	16,000
	DOMINICAN REPUBLIC.....	2	16,000
8422301000	CAN-SEALING MACHINES NO	4	18,577
	DOMINICAN REPUBLIC.....	2	7,809
	GERMANY.....	2	10,768
8422309030	VACUUM OR GAS PACKAGING MACHINES FOR FILLING NO	1	25,000
	FRANCE.....	1	25,000
8422309040	MACH FOR FILL,WHETHER OR NOT CAPABLE OF OTHER OPER NO	4	257,821
	MEXICO.....	3	25,182
	UNITED KINGDOM OF GT BRITAIN.....	1	232,639
8422309070	MAC FR FIL,CLOSE,SEAL,LABEL,BOT,CAN OR CONTAIN NO	22	258,601
	DOMINICAN REPUBLIC.....	21	252,601
	UNITED KINGDOM OF GT BRITAIN.....	1	6,000
8422309090	MAC FR FIL,CLOSE,SEAL,CAP,LABEL,BOX,BAG OR CONTAIN NO	5	78,979
	DOMINICAN REPUBLIC.....	2	40,090
	GERMANY.....	3	38,889
8422400000	PACKING OR WRAPPING MACH, (INC HEAT-SHRINK), NESOI NO	8	81,360
	COLOMBIA.....	4	61,350
	DOMINICAN REPUBLIC.....	3	13,620
	ITALY.....	1	6,390
8422900580	PARTS OF DISHWASHING MACHINES, NESOI X		29,793
	DOMINICAN REPUBLIC.....		11,101
	ST. LUCIA.....		5,904
	TRINIDAD @ TOBAGO.....		12,788
8422909500	PTS MCH CLN,DRY,BOT,FIL,CLSE,SEAL CONTAINER,NESOI X		113,585
	BRAZIL.....		44,124
	COLOMBIA.....		40,671
	DOMINICAN REPUBLIC.....		22,380
	SAUDI ARABIA.....		3,263
	TRINIDAD @ TOBAGO.....		3,147
8423100050	PERSONAL WEIGHING MACHINES, INC BABY & HHOLD NESOI NO	2	10,000
	ISRAEL.....	2	10,000

TABLE 5 - EXPORTS OF MERCHANDISE FROM PUERTO RICO TO FOREIGN COUNTRIES,  
BY COMMODITY AND COUNTRY OF DESTINATION: FISCAL YEAR 2000

COMM-CODE	COMMODITY AND UNIT OF QUANTITY		QUANTITY	VALUE-\$
8423200000	SCALES FR CONTINUOUS WEIGHING OF GOODS ON CONVEYOR	NO	17	16,000
	ITALY.....		17	16,000
8423300000	CONST-WGHT SCALES & DISCHRGING PREDET WGHTS IN BAG	NO	9	40,525
	DOMINICAN REPUBLIC.....		1	3,600
	HONG KONG.....		7	2,835
	UNITED KINGDOM OF GT BRITAIN.....		1	34,090
8423810030	DIGITAL ELEC RETAIL SCALES COMPUTING,WGHT N/EX30KG	NO	2	2,800
	DOMINICAN REPUBLIC.....		2	2,800
8424200000	SPRAY GUNS AND SIMILAR APPLIANCES	X		7,689
	ARGENTINA.....			4,850
	CHILE.....			2,839
8424309000	STEAM AND SIMILAR JET PROJECTING MACHINES, NESOI	X		5,682
	SINGAPORE.....			5,682
8424819090	AGRICULTURAL OR HORTICULTURAL SPRAY APPL, NESOI	NO	3	2,758
	ANTIGUA.....		3	2,758
8424897010	SPRINKLER SYSTEMS (FIRE EXTINGUISHING EQUIPMENT)	NO	2	15,995
	UNITED KINGDOM OF GT BRITAIN.....		2	15,995
8425420000	JACKS AND HOISTS,HYDRAULIC,EXC BLT-IN JACK SYSTEMS	NO	3,092	169,942
	SPAIN.....		3,092	169,942
8425490000	JACKS, NESOI; HOISTS USED FOR RAISING VEHICLES	NO	1	28,200
	DOMINICAN REPUBLIC.....		1	28,200
8426120000	MOBILE LIFTING FRAMES ON TIRES & STRADDLE CARRIERS	NO	3	8,079
	IRELAND.....		3	8,079
8426190000	OVHD TRV,TRNPT,GNT,BRDG,MOBL LFT FRM&TRD CAR,NESOI	NO	3	33,000
	DOMINICAN REPUBLIC.....		3	33,000
8426910000	LIFTING MACHINERY DESIGNED FOR MOUNTING ON ROAD VE	NO	1	2,892
	DOMINICAN REPUBLIC.....		1	2,892
8426990000	LIFTING MACHINERY, NESOI	NO	2	119,000
	COSTA RICA.....		1	27,000
	MARTINIQUE.....		1	92,000
8427104000	OPERATOR RIDING COUNTERBALANCED FORK-LIFT, ELCTR	NO	1	5,000
	DOMINICAN REPUBLIC.....		1	5,000
8427108010	OPERATOR RIDE SLF-PROPEL WKS TRKS PWR BY ELEC MTR	NO	2	10,000
	DOMINICAN REPUBLIC.....		2	10,000
8427108090	SELF-PROPEL WRKS TRK TRUCK POWERED BY AN ELEC MOTO	NO	11	80,361
	COSTA RICA.....		7	26,000
	DOMINICAN REPUBLIC.....		3	32,000
	TRINIDAD @ TOBAGO.....		1	22,361
8427208040	SELF-PROPELLED WORKS TRUCKS AND FORKLIFTS, NESOI	NO	2	30,200
	JAMAICA.....		2	30,200
8427900040	FORK-LIFT & OTHER WORKS TRUCKS W/LIFT,HANDL EQUIP	NO	3	34,800
	ANGUILLA.....		1	24,800
	DOMINICAN REPUBLIC.....		2	10,000
8428320000	CONT-ACT ELEV & CONVEY,FR GOODS OR MATL,BUCKET TYP	NO	25	227,391
	ANGUILLA.....		24	223,000
	PANAMA.....		1	4,391
8428330000	CONT-ACT ELEV & CONVEY,FR GOODS OR MATL,BELT TYPE	NO	24	109,908
	DOMINICAN REPUBLIC.....		22	101,908
	REPUBLIC OF KOREA.....		2	8,000
8428900095	MACH FOR LIFTING,HANDLING,LOADING,UNLOADING,NESOI	NO	1	3,000
	BARBADOS.....		1	3,000
8429110010	BULLDOZERS & ANGLEDZERS,SELF-PROPEL,TRACK LAY,NEW	NO	1	92,915
	NETHERLAND ANTIL. EXC ARUBA.....		1	92,915
8429300060	SCRAPERS, SELF-PROPELLED, USED OR REBUILT	NO	2	30,000
	DOMINICAN REPUBLIC.....		2	30,000
8429511030	SHOV LDR,REAR ENG MT,4WH DR,CAP2.2M3UNDER2.9M3,NEW	NO	1	57,500
	ANGUILLA.....		1	57,500
8429511065	FRONT-END SHOVEL LOADERS, WHEEL TYP, USED OR REBLT	NO	1	4,500
	DOMINICAN REPUBLIC.....		1	4,500
8429515030	FRNT-END SHOVL LOAD, 67.1KW UNDER 93.2KW,NEW,NESOI	NO	4	200,000
	BRITISH VIRGIN ISLANDS.....		4	200,000
8429515040	FRNT-END SHOVL LOAD,93.2KW UNDER1119.3KW,NEW,NESOI	NO	4	181,000
	NETHERLAND ANTIL. EXC ARUBA.....		4	181,000
8429515050	FRNT-END SHOVL LOAD, 1119.3KW AND OVER, NEW, NESOI	NO	1	55,000
	NETHERLAND ANTIL. EXC ARUBA.....		1	55,000
8429521010	EXCAVATORS WITH 360 REVOL SUPSTR,CRAWL MT,HYD,NEW	NO	2	138,000
	BRITISH VIRGIN ISLANDS.....		2	138,000
8429591030	BACKHOES, NEW, EXC 360 REVOLVING SUPERSTRUCTURE	NO	1	66,000
	NETHERLAND ANTIL. EXC ARUBA.....		1	66,000
8429595060	MECH SHVL,EXCAVAT,SHVL LOAD,EXC 360 REVOL STUR,NEW	NO	4	279,000

TABLE 5 - EXPORTS OF MERCHANDISE FROM PUERTO RICO TO FOREIGN COUNTRIES,  
BY COMMODITY AND COUNTRY OF DESTINATION: FISCAL YEAR 2000

COMM-CODE	COMMODITY AND UNIT OF QUANTITY	QUANTITY	VALUE-\$
8429595080	DOMINICAN REPUBLIC.....	4	279,000
	MECH SHVL,EXCAVAT,SHV LOAD,EX360 REVOL STUR,USED NO	8	218,500
	GUADELOUPE.....	1	67,500
	ST.CHRISTOPHER-NEVIS.....	7	151,000
8431100010	PTS,PULY TKLE & HOISTS EXC SKIP OR FOR RAISING VEH X		71,768
	ARUBA.....		71,768
8431100090	PARTS OF WINCHES, CAPSTANS AND JACKS X		4,116
	ARUBA.....		4,116
8431200000	PTS OF FRK LFT TRKS & WORKS TRKS WITH LIFT OR HNDL X		28,735
	DOMINICAN REPUBLIC.....		3,095
	NETHERLANDS.....		3,659
	UNITED KINGDOM OF GT BRITAIN.....		21,981
8431390010	PARTS OF PNEUMATIC ELEVATORS AND CONVEYORS X		43,555
	CANADA.....		4,070
	CHINA,PEOPLE'S REP.(MAINLAND).....		6,370
	MALAYSIA.....		33,115
8431390050	PARTS OF OIL AND GAS FIELD MACHINERY X		13,902
	ECUADOR.....		13,902
8431410080	BUCKETS, SHOVELS, GRABS AND GRIPS, NESOI NO	6	4,044
	NETHERLAND ANTIL. EXC ARUBA.....	6	4,044
8431420000	BULLDOZER OR ANGLEDZOER BLADES NO	23	194,000
	NETHERLAND ANTIL. EXC ARUBA.....	23	194,000
8431434000	PTS OF OFFSHORE DRILLING AND PRODUCTION PLATFORMS X		8,783
	TRINIDAD @ TOBAGO.....		8,783
8431438010	PTS OF OIL & GAS FIELD MACH,NESOI,OF SUBHD 8430.49 X		406,863
	ECUADOR.....		52,435
	ST. LUCIA.....		60,000
	TRINIDAD @ TOBAGO.....		294,428
8431438090	PTS OF BORIN,SINKIN MAC OF SUBHEAD 8430.41,8430.49 X		2,840
	ISRAEL.....		2,840
8431499020	ATTACH FOR MOUNT ON MAC OF HEAD8426,8429,8430NESOI NO	12	154,405
	JAPAN.....	10	132,145
	NETHERLANDS.....	2	22,260
8431499057	PARTS, NESOI, OF MACHINERY OF HEADING 8429 OR 8430 X		370,812
	ANTIGUA.....		19,138
	BRITISH VIRGIN ISLANDS.....		48,518
	DOMINICA.....		56,326
	FRANCE.....		15,709
	GUADELOUPE.....		12,681
	NETHERLAND ANTIL. EXC ARUBA.....		193,660
	ST.CHRISTOPHER-NEVIS.....		24,780
8432800000	AGRIL,HORT,FORSTY MACH FOR SOIL PREP OR CULTIVATE NO	1	4,500
	ST. LUCIA.....	1	4,500
8432900080	PTS OF AG,HORT,FORTY MAC FR SOIL PREP OR CULTIVATE X		28,030
	CHINA,PEOPLE'S REP.(MAINLAND).....		12,720
	INDIA.....		4,050
	IRELAND.....		11,260
8433200060	MOWERS, INC CUTTER BARS FOR TRACTOR MOUNTING,NESOI NO	1	6,500
	ST. LUCIA.....	1	6,500
8433400000	STRAW OR FODDER BALERS, INCLUDING PICK-UP BALERS NO	1	12,800
	ST. LUCIA.....	1	12,800
8434900000	PARTS OF MILKING MACHINES AND DAIRY MACHINERY X		4,723
	DOMINICAN REPUBLIC.....		4,723
8436100000	MACHINERY FOR PREPARING ANIMAL FEEDS NO	44	290,549
	DOMINICAN REPUBLIC.....	44	290,549
8436210000	POULTRY INCUBATORS AND BROODERS NO	1	18,500
	BRITISH VIRGIN ISLANDS.....	1	18,500
8436990080	PTS FR AG,HORT,BE-KEP MC INC GERM PLT MEC/THRM EQ X		42,000
	DOMINICAN REPUBLIC.....		42,000
8438600000	MACH FOR PREPARATION OF FRUITS, NUTS OR VEGETABLES NO	4	32,500
	DOMINICAN REPUBLIC.....	4	32,500
8438800000	IND PREP,MANUF FOOD,DRINK EXC EXT,PREP ANIM,VEG OL NO	38	35,749
	COLOMBIA.....	35	31,554
	COSTA RICA.....	3	4,195
8438900000	PARTS OF MACH OF CH 84, NESOI,IND PREP FOOD,DRINK X		81,162
	COLOMBIA.....		70,140
	ST. LUCIA.....		11,022
8439100010	MACH FOR MAKING PULP OF FIBR CELLULSIC MATERL NEW NO	10	6,647
	HUNGARY.....	10	6,647
8440100000	BOOKBINDING MACH, INCLUDING BOOK-SEWING MACHINES NO	1	9,000

TABLE 5 - EXPORTS OF MERCHANDISE FROM PUERTO RICO TO FOREIGN COUNTRIES,  
BY COMMODITY AND COUNTRY OF DESTINATION: FISCAL YEAR 2000

COMM-CODE	COMMODITY AND UNIT OF QUANTITY	QUANTITY	VALUE-\$
	DOMINICAN REPUBLIC.....	1	9,000
8441800000	MACH FR MAKE UP PAPER PULP,PAPER,PAPERBRD NO	1	4,097
	CANADA.....	1	4,097
8441900000	PTS OF MAC FR MAKE UP PAPER PULP,PAPER/PAPBRD,CUT X		15,740
	COLOMBIA.....		6,570
	NORWAY.....		9,170
8442300000	MACH & EQUIP, NESOI, F MAKING PRINT BLOCKS, PLATES NO	5	120,300
	DOMINICAN REPUBLIC.....	5	120,300
8442400000	PARTS OF MACH & EQUIP F MAKE PRINT BLOCKS, ETC X		3,093
	ITALY.....		3,093
8442505000	PRINTING TYPE,PLATES ETC,PREPARED F ENGRVNG & IMPR X		2,986
	CANADA.....		2,986
8442508000	PRINTING TYPE, PLATES, CYLINDERS, ETC, NESOI X		3,438
	TRINIDAD @ TOBAGO.....		3,438
8443300000	FLEXOGRAPHIC PRINTING MACHINERY NO	7	6,941
	ARGENTINA.....	2	3,738
	FRANCE.....	5	3,203
8443515000	INK-JET PRINTING MACH, EXC TELTILE PRINTING, NESOI X		33,021
	DOMINICAN REPUBLIC.....		33,021
8443595000	PRINTING MACHINERY, NESOI X		1,548,072
	BRITISH VIRGIN ISLANDS.....		1,021,159
	GERMANY.....		526,913
8443600000	MACHINES FOR USES ANCILLARY TO PRINTING X		6,850
	JAPAN.....		6,850
8443905000	PARTS OF PRINTING MACH AND MACH FOR ANCILLARY USE X		1,184,278
	AUSTRALIAN ISLANDS.....		6,807
	BELGIUM.....		11,189
	FRANCE.....		171,906
	GERMANY.....		121,628
	GUATEMALA.....		9,052
	ISRAEL.....		32,808
	MEXICO.....		11,525
	PORTUGAL.....		246,181
	SPAIN.....		448,570
	UNITED KINGDOM OF GT BRITAIN.....		124,612
8445900000	MAC,PROD TEX YRN & PREP,USE ON MAC,HEAD 8446,8447 NO	3	300,000
	ITALY.....	3	300,000
8447900000	KNIT MCH,NESOI, & TUFT MCH;MCH F MAKE LACE,NET,ETC NO	162	249,644
	DOMINICAN REPUBLIC.....	162	249,644
8448110000	DOB & JAC;CARD REDUC,COPY,PUNCH,ASSM MAC AS AUX MC X		40,000
	UNITED KINGDOM OF GT BRITAIN.....		40,000
8448201000	PTS OF MACH FOR EXTRUD OR DRAW MAN-MADE TEXT FILMT X		7,000
	DOMINICAN REPUBLIC.....		7,000
8448310000	CARD CLOTHING M2	61	6,061
	CHINA (TAIWAN).....	61	6,061
8448595000	PTS & ACCES OF MACH OF HEAD 8447 OR THEIR AUX MACH X		3,454
	ISRAEL.....		3,454
8449000000	MACH F MANUF OR FINISH NONWOVENS;HAT BLOCKS; PARTS X		803,427
	BELGIUM.....		800,000
	IRELAND.....		3,427
8450110010	WASHING MACH, COIN OPERATE, AUTO, CAP NOT EXC 10 K NO	25	8,074
	ANGUILLA.....	10	3,574
	BRITISH VIRGIN ISLANDS.....	15	4,500
8450110090	WASH MACH,EXC COIN OPERATE, AUTO,CAP NOT EXC 10 KG NO	172	55,794
	ANGUILLA.....	48	16,668
	ANTIGUA.....	18	7,032
	HAITI.....	10	2,790
	NETHERLAND ANTIL. EXC ARUBA.....	96	29,304
8450190000	WASH MACH, CAPACITY NOT EXC 10 KG, HOUSEHOLD,NESOI NO	99	25,969
	DOMINICAN REPUBLIC.....	99	25,969
8450200090	WASH MACH,CAP EXC 10KG, HOUSEHOLD,LANDRY-TYP,NESOI NO	19	77,030
	BARBADOS.....	7	42,030
	BELGIUM.....	5	30,000
	BRITISH VIRGIN ISLANDS.....	7	5,000
8451210090	DRYING MACH, EXC COIN OP, CAP NOT EXCEEDING 10 KG NO	8	2,573
	BRITISH VIRGIN ISLANDS.....	8	2,573
8451300000	IRONING MACH AND PRESSES (INCLUD FUSING PRESSES) NO	7	48,505
	BELGIUM.....	2	30,000
	DOMINICAN REPUBLIC.....	5	18,505
8451400000	WASHING, BLEACHING OR DYEING MACHINES NO	2	20,240

TABLE 5 - EXPORTS OF MERCHANDISE FROM PUERTO RICO TO FOREIGN COUNTRIES,  
BY COMMODITY AND COUNTRY OF DESTINATION: FISCAL YEAR 2000

COMM-CODE	COMMODITY AND UNIT OF QUANTITY	QUANTITY	VALUE-\$
	ISRAEL .....	2	20,240
8451800000	MACHINERY OF HEADING 8451, NESOI NO	8,946	2,106,411
	ITALY.....	8,946	2,106,411
8451900090	PARTS OF MACHINERY OF HEADING 8451, NESOI X		12,500
	INDONESIA.....		12,500
8452100000	SEWING MACHINES OF THE HOUSEHOLD TYPE NO	3,491	621,973
	ANTIGUA.....	68	9,090
	ARUBA.....	234	26,712
	BARBADOS.....	137	26,227
	BRITISH VIRGIN ISLANDS.....	13	4,403
	COSTA RICA.....	399	50,000
	DOMINICA.....	33	5,548
	DOMINICAN REPUBLIC.....	752	210,053
	GRENADA.....	120	15,345
	GUYANA.....	38	7,741
	HAITI.....	119	27,706
	HONDURAS.....	54	12,480
	JAMAICA.....	155	38,011
	MARTINIQUE.....	92	10,082
	NETHERLAND ANTIL. EXC ARUBA.....	439	55,174
	ST.CHRISTOPHER-NEVIS.....	54	12,378
	ST.VINCENT @ THE GRENADINES.....	530	63,243
	TRINIDAD @ TOBAGO.....	254	47,780
8452210000	SEW MACH, EXC HOUSEHOLD TYPE, AUTOMATIC UNITS NO	132	192,197
	DOMINICAN REPUBLIC.....	65	120,587
	MEXICO.....	37	30,340
	UNITED KINGDOM OF GT BRITAIN.....	1	13,605
	VENEZUELA.....	29	27,665
8452290000	SEWING MACH, EXCEPT HOUSEHOLD TYPE, NESOI NO	947	423,697
	DOMINICAN REPUBLIC.....	685	239,760
	INDIA.....	7	6,179
	MEXICO.....	218	142,638
	SOLOMON ISLANDS.....	23	22,300
	VENEZUELA.....	14	12,820
8452300000	SEWING MACHINE NEEDLES THS	149	11,085
	DOMINICAN REPUBLIC.....	40	2,985
	MEXICO.....	109	8,100
8452400000	FURNITURE, BASES & COVERS FOR SEWING MACH & PARTS X		178,685
	DOMINICAN REPUBLIC.....		59,133
	HAITI.....		38,311
	HONDURAS.....		20,280
	NETHERLAND ANTIL. EXC ARUBA.....		3,998
	ST.VINCENT @ THE GRENADINES.....		53,191
	TRINIDAD @ TOBAGO.....		3,772
8452900090	PARTS OF SEWING MACHINES, NESOI X		36,538
	DOMINICAN REPUBLIC.....		36,538
8453100000	MACH FOR PREPAR,TANN OR WORK HIDS,SKINS OR LEATHER NO	233	624,468
	DOMINICAN REPUBLIC.....	233	624,468
8453200000	MACHINERY FOR MAKING OR REPAIRING FOOTWEAR NO	699	1,072,340
	CHINA (TAIWAN).....	572	419,143
	DOMINICAN REPUBLIC.....	127	653,197
8453800000	MACH FOR MAKE,REPAIR ART OF HIDE,SKIN,LEATHER,NESOI NO	1,181	3,461,426
	CHILE.....	1,090	3,000,483
	DOMINICAN REPUBLIC.....	84	402,974
	MEXICO.....	3	40,693
	ST. LUCIA.....	4	17,276
8453900000	PARTS OF MACH F PREP OR MAKE ART OF HIDES,LEATHER X		199,245
	DOMINICAN REPUBLIC.....		199,245
8454900060	PARTS OF CASTING MACHINES EXCEPT DIE CASTING X		15,713
	DOMINICAN REPUBLIC.....		15,713
8454900090	PTS OF CONVERT,LADLE,INGOT MOLDS,USED IN METLLURGY X		40,100
	COLOMBIA.....		35,000
	DOMINICAN REPUBLIC.....		5,100
8455900000	PARTS FOR METAL ROLLING MILLS EXC ROLLS FOR ROL MI KG	25,819	87,668
	DOMINICAN REPUBLIC.....	25,819	87,668
8456995000	MACHINE TOOLS, NESOI, O/T METAL, BEAM,ETC.,PROCESS NO	1	20,000
	DOMINICAN REPUBLIC.....	1	20,000
8459290020	DRILL MACH, METAL, EXCEPT N/C, UND \$3025 NEW NO	7	6,900
	GUATEMALA.....	7	6,900
8461500090	SAW OR CUT-OFF MAC,MTL REMOV,EXC N/C, \$3025 OV, NE NO	1	3,500

TABLE 5 - EXPORTS OF MERCHANDISE FROM PUERTO RICO TO FOREIGN COUNTRIES,  
BY COMMODITY AND COUNTRY OF DESTINATION: FISCAL YEAR 2000

COMM-CODE	COMMODITY AND UNIT OF QUANTITY	QUANTITY	VALUE-\$
	BRITISH VIRGIN ISLANDS.....	1	3,500
8462990060	MACH TOOL WRK BY FORM MTL, EXC HYDRL PRESS, NESOI NO	2	3,400
	DOMINICAN REPUBLIC.....	2	3,400
8463300040	MACHINES FOR WORKING WIRE, METAL FORMING, USED NO	2	70,516
	ECUADOR.....	2	70,516
8463900080	MACH F WORK MTL W/OUT REMOVE, NESOI,\$3025 & OV,NEW NO	3	16,910
	DOMINICAN REPUBLIC.....	3	16,910
8464100080	SAWING MACH FOR WORKING STONE,CERAMICS,LIKE MATRLS NO	1	2,840
	BRITISH VIRGIN ISLANDS.....	1	2,840
8464909090	MACH TOOLS FOR WRKNG STONE OR LIKE MINRL MATRL,NES NO	35	516,558
	MEXICO.....	29	86,639
	NETHERLANDS.....	4	29,919
	ST.CHRISTOPHER-NEVIS.....	2	400,000
8465100050	MAC WRK CORK,BONE,ETC,MACHIN OPERATION NO TOOL CHG NO	71	698,900
	DOMINICAN REPUBLIC.....	67	490,400
	GUATEMALA.....	3	205,000
	REPUBLIC OF KOREA.....	1	3,500
8465910020	WOODWORKING SAWING MACHINES,NESOI,USED OR REBUILT NO	6	5,000
	DOMINICAN REPUBLIC.....	6	5,000
8465920074	ROUTERS FOR WOODWORKING NO	1	26,661
	JAPAN.....	1	26,661
8466100010	TOOL HOLDERS FOR FORMING-TYPE OR CUTTING TYPE DIES X		3,190
	NETHERLAND ANTIL. EXC ARUBA.....		3,190
8466208030	WORK HOLDERS FOR MTLWRKING MACH, EXC JIGS/FIXTURES X		471,800
	DOMINICAN REPUBLIC.....		303,216
	IRELAND.....		162,570
	ISRAEL.....		6,014
8466306080	MCH,NOT WDWKNG,AS SPCL ATTCHMNTS FOR MCH TLS NESOI X		206,937
	GERMANY.....		206,937
8466308050	SPEC ATTACH, NESOI, FOR MACH TOOLS X		2,799
	MEXICO.....		2,799
8466910000	PARTS FOR MACHINES OF HEADING 8464 X		69,959
	ITALY.....		40,718
	MALAYSIA.....		29,241
8466920020	PARTS FOR WOODWORKING MACHINES X		7,500
	DOMINICAN REPUBLIC.....		4,500
	ITALY.....		3,000
8466920080	OTHER PARTS FOR MACHINES OF HEADING 8465 X		165,184
	FRANCE.....		144,903
	NETHERLANDS.....		20,281
8466933050	PART/ACCES OF METLWKNG MACH TOOLS FOR CUTTING GEAR KG	191	23,129
	NETHERLAND ANTIL. EXC ARUBA.....	191	23,129
8466939000	PARTS F MACH OF HEADING 8456 TO 8461,EXC GEAR CUT KG	7,133	415,910
	DOMINICAN REPUBLIC.....	3,501	194,208
	INDIA.....	14	2,833
	IRELAND.....	524	12,266
	ISRAEL.....	4	17,303
	ITALY.....	517	67,212
	NETHERLANDS.....	274	22,088
	NICARAGUA.....	2,299	100,000
8466940000	PARTS FOR MACHINES OF HEADING 8462 OR 8463 X		191,522
	GUATEMALA.....		45,000
	IRELAND.....		2,908
	KIRIBATI.....		15,000
	POLAND.....		4,533
	TRINIDAD @ TOBAGO.....		124,081
8467111080	ROTARY TYP PNEU HND-DIR TLS FOR METALWORKING,NESOI NO	16	8,888
	DOMINICA.....	9	6,156
	KENYA.....	7	2,732
8467115090	ROTARY TYPE PNEUMATIC HAND-DIRECTED TOOLS, NESOI NO	72	14,326
	DOMINICAN REPUBLIC.....	72	14,326
8467920090	PARTS OF PNEUMATIC HAND-DIR OR CONTROL TOOLS,NESOI X		85,686
	ITALY.....		3,156
	UNITED KINGDOM OF GT BRITAIN.....		82,530
8468905000	PARTS OF MCH F SOLDERING, WELDING, NESOI X		444,911
	ARUBA.....		41,095
	BAHAMAS.....		2,559
	CHILE.....		6,060
	DOMINICAN REPUBLIC.....		277,748
	IRELAND.....		56,036

TABLE 5 - EXPORTS OF MERCHANDISE FROM PUERTO RICO TO FOREIGN COUNTRIES,  
BY COMMODITY AND COUNTRY OF DESTINATION: FISCAL YEAR 2000

COMM-CODE	COMMODITY AND UNIT OF QUANTITY	QUANTITY	VALUE-\$
	MARTINIQUE.....		3,294
	NETHERLAND ANTIL. EXC ARUBA.....		12,857
	NETHERLANDS.....		3,669
	PANAMA.....		15,250
	TRINIDAD @ TOBAGO.....		26,343
8469120000	AUTOMATIC TYPEWRITERS..... NO	107	37,370
	TRINIDAD @ TOBAGO.....	107	37,370
8469200020	ELEC TYPEWRITERS,NESOI, WEIGHING 12 KG OR LESS..... NO	34	39,866
	COSTA RICA.....	14	7,149
	DOMINICAN REPUBLIC.....	4	11,000
	EL SALVADOR.....	11	5,821
	GERMANY.....	1	4,041
	NETHERLAND ANTIL. EXC ARUBA.....	1	5,100
	UNITED KINGDOM OF GT BRITAIN.....	1	4,115
	VENEZUELA.....	2	2,640
8469300020	NONELEC TYPEWRITERS, WEIGHING 12 KG OR LESS..... NO	1	15,250
	PANAMA.....	1	15,250
8470100000	ELEC CALCULATORS,OPERATE W/O EXTERNAL POWER SOURCE..... NO	108	73,133
	NETHERLAND ANTIL. EXC ARUBA.....	108	73,133
8470300000	CALCULATING MACHINES EXCEPT ELECTRONIC..... NO	67	73,888
	GERMANY.....	11	49,643
	SWITZERLAND.....	56	24,245
8470400000	ACCOUNTING MACHINES..... NO	4	8,750
	ANTIGUA.....	4	8,750
8470500020	POINT-OF-SALE TERMINAL TYPE CASH REGISTERS..... NO	40	13,000
	BRITISH VIRGIN ISLANDS.....	40	13,000
8471100000	ANALOG OR HYBRID ADP MACHINES..... NO	97	444,351
	ARUBA.....	9	6,273
	BRITISH VIRGIN ISLANDS.....	38	126,847
	DOMINICAN REPUBLIC.....	30	224,235
	GERMANY.....	2	25,686
	HAITI.....	1	13,000
	JAMAICA.....	1	11,018
	MALAYSIA.....	2	18,137
	NETHERLAND ANTIL. EXC ARUBA.....	13	8,147
	TRINIDAD @ TOBAGO.....	1	11,008
8471300000	PORT DIGTL AUTOMATIC DATA PROCESS MACH NOT > 10 KG..... NO	135	260,635
	BARBADOS.....	1	6,851
	BRAZIL.....	1	3,000
	DOMINICAN REPUBLIC.....	18	25,263
	GERMANY.....	5	157,784
	IRELAND.....	4	8,133
	PANAMA.....	84	48,020
	TRINIDAD @ TOBAGO.....	22	11,584
8471410035	DIGITAL ADP MCH W CPU & INPUT/OUTPUT UNT,COLOR CRT..... NO	275	285,934
	DOMINICAN REPUBLIC.....	273	272,844
	JAPAN.....	2	13,090
8471410095	DIGITAL ADP MCH W CPU & INPUT/OUTPUT UNT, W/O CRT..... NO	28	48,139
	DOMINICAN REPUBLIC.....	9	32,902
	NETHERLAND ANTIL. EXC ARUBA.....	1	5,560
	TRINIDAD @ TOBAGO.....	18	9,677
8471491035	DGTL PROC UNT FRM OF SYST W/STOR,IN&OUTPUT COL CRT..... NO	19	135,264
	CANADA.....	1	17,529
	ISRAEL.....	9	87,818
	TRINIDAD @ TOBAGO.....	8	22,096
	UKRAINE.....	1	7,821
8471491065	DGTL PROC UNT FORM OF SYST W/STR,IN&OUTPUT CRT N/C..... NO	32	63,503
	DOMINICAN REPUBLIC.....	12	17,245
	ISRAEL.....	18	20,463
	ST. LUCIA.....	1	22,000
	UKRAINE.....	1	3,795
8471491095	DGTL PROC UNT W SYST STORG,INPUT,OUTPT UNT,W/O CRT..... NO	823	1,755,349
	BARBADOS.....	16	38,000
	BRITISH VIRGIN ISLANDS.....	30	27,054
	CANADA.....	1	8,059
	DOMINICAN REPUBLIC.....	4	11,800
	GERMANY.....	268	1,021,487
	ISRAEL.....	433	467,741
	MEXICO.....	5	10,019
	NETHERLAND ANTIL. EXC ARUBA.....	6	19,506

TABLE 5 - EXPORTS OF MERCHANDISE FROM PUERTO RICO TO FOREIGN COUNTRIES,  
BY COMMODITY AND COUNTRY OF DESTINATION: FISCAL YEAR 2000

COMM-CODE	COMMODITY AND UNIT OF QUANTITY	QUANTITY	VALUE-\$
	SINGAPORE.....	57	139,893
	ST.CHRISTOPHER-NEVIS.....	1	4,650
	TRINIDAD @ TOBAGO.....	2	7,140
8471492600	DISP UNIT,W/CLR CRT,EXPORTED W/REST OF THE SYSTEM NO	30	3,679
	BRITISH VIRGIN ISLANDS.....	30	3,679
8471492900	DISP UNIT,NESOI,EXPORTED WITH REST OF ADP SYSTEM NO	248	19,592
	TRINIDAD @ TOBAGO.....	248	19,592
8471493100	LASER TYPE PRINT UNITS,PROD >20 PAGES, ENT WITH SYS NO	46	18,924
	BRAZIL.....	28	13,888
	TRINIDAD @ TOBAGO.....	18	5,036
8471493200	LASER TYPE PRINT UNITS,PROD <20 PAGES,ENT AS SYSTM NO	608	228,622
	CHILE.....	568	191,622
	DOMINICAN REPUBLIC.....	40	37,000
8471493790	OTHER PRINTER UNITS, ENTERED AS PART OF A SYSTEM NO	112	57,318
	EL SALVADOR.....	1	17,000
	GERMANY.....	11	5,000
	HONG KONG.....	82	25,209
	ISRAEL.....	6	4,400
	JAPAN.....	12	5,709
8471494200	OPTICAL SCANNERS & MAGNETIC INK REC DEV,PT OF SYST NO	5	4,990
	HUNGARY.....	5	4,990
8471495040	HARD MAGNETIC DISK DRIVE UNITS, ENT AS PT OF SYSTM NO	4	9,920
	NETHERLANDS.....	4	9,920
8471495060	MAGNETIC DISK DRIVE UNITS, NESOI, ENT AS PT OF SYS NO	15	59,277
	BRITISH VIRGIN ISLANDS.....	13	3,929
	NETHERLANDS.....	2	55,348
8471495080	STORAGE UNITS, EXCLUDING MAGNETIC DISK DRIVE UNITS NO	1	4,658
	NORWAY.....	1	4,658
8471496000	CONTROL OR ADAPTOR UNITS, ENTERED AS PT OF SYSTEM NO	13	63,309
	BRITISH VIRGIN ISLANDS.....	2	31,309
	SINGAPORE.....	11	32,000
8471499000	AUTOMATIC DATA PROCESS UNITS,NESOI, AS PT OF SYSTM NO	62	181,090
	DOMINICAN REPUBLIC.....	62	181,090
8471500065	DIGTL PROC UNT W STORGE,INPT/OTPT,CRT EX COL,NESOI NO	75	96,825
	GERMANY.....	75	96,825
8471500085	DIGITAL PROCESSING UNITS, NESOI NO	515	803,151
	FINLAND.....	280	262,589
	GERMANY.....	39	319,626
	ISRAEL.....	1	47,900
	NETHERLANDS.....	195	173,036
8471603000	DISPLAY UNITS W/OUT CAT RAY TUBE, /N>30.5CM, NESOI NO	303	945,911
	BELGIUM.....	287	895,200
	GERMANY.....	10	43,275
	VENEZUELA.....	6	7,436
8471603500	DISPLAY UNITS W/COLOR CATHODE RAY TUBE, NESOI NO	2	3,334
	ISRAEL.....	2	3,334
8471605500	THERMAL TRANSFER TYPE PRINTER UNITS,W/TRNSPRT,P,ME NO	4	16,590
	AUSTRALIAN ISLANDS.....	4	16,590
8471606790	OTHER PRINTER UNITS, NESOI NO	167	106,332
	BRAZIL.....	165	82,005
	MALAYSIA.....	2	24,327
8471607080	INPUT OR INPUT/OUTPUT UNITS, INC IN ADP MACH/OTHER NO	20	13,025
	GHANA.....	19	8,025
	SINGAPORE.....	1	5,000
8471608000	OPTICL SCANNERS & MAGNETIC INK RECONITON DEV,NESOI NO	42	6,529
	MEXICO.....	42	6,529
8471609030	CARD KEY AND MAGNETIC MEDIA ENTRY DEVICES, NESOI NO	3	2,853
	TRINIDAD @ TOBAGO.....	3	2,853
8471701000	MAGNETIC DISK DRIVE UNITS>21 CM(8.3 IN) IN DIAMETR NO	40	211,724
	IRELAND.....	40	211,724
8471702000	MAGNETIC DISK DRIVE UNITS>21 CM(8.3 IN) IN DIAMETR NO	1	74,548
	BRAZIL.....	1	74,548
8471703000	MAGNETIC DISK DRIVE UNITS>21 CM(8.3 IN) IN DIAMETR NO	22	519,583
	FRANCE.....	3	217,659
	GERMANY.....	19	301,924
8471704035	FLEX(FLOPPY)MAGNET DISK DRIVE UNT,NO CAB,POWER SUP NO	38	10,971
	ITALY.....	37	6,212
	PHILIPPINES.....	1	4,759
8471704065	HARD MAGNETIC DISK DR UNT,NO CABNT/POWER SUP,NESOI NO	38	50,972
	GERMANY.....	6	23,133



TABLE 5 - EXPORTS OF MERCHANDISE FROM PUERTO RICO TO FOREIGN COUNTRIES,  
BY COMMODITY AND COUNTRY OF DESTINATION: FISCAL YEAR 2000

COMM-CODE	COMMODITY AND UNIT OF QUANTITY	QUANTITY	VALUE-\$
8471705065	ISRAEL.....	18	19,288
	ITALY.....	8	3,904
	MEXICO.....	6	4,647
	HARD MAGNETIC DISK DRIVE UNITS, NESOI NO.....	35	471,260
	CANADA.....	28	239,431
8471705095	FRANCE.....	2	228,954
	SWITZERLAND.....	5	2,875
	MAGNETIC DISK DRIVE UNITS, NESOI NO.....	53	1,984,161
	DENMARK.....	30	420,114
	FRANCE.....	5	54,400
8471706000	NETHERLANDS.....	18	1,509,647
	STORGE UNT, EXC MAGNET DSK DR UNT,NO CABINET,NESOI NO.....	33	607,785
	BRAZIL.....	3	51,769
	CHILE.....	1	26,728
	GERMANY.....	9	129,744
8471709000	HONG KONG.....	6	100,068
	ISRAEL.....	3	153,159
	SINGAPORE.....	1	121,426
	TRINIDAD @ TOBAGO.....	4	5,308
	VENEZUELA.....	6	19,583
8471801000	STORAGE UNT, EXCLUD MAGNETIC DISK DR UNITS, NESOI NO.....	9,698	102,866,678
	AUSTRALIAN ISLANDS.....	40	388,254
	AUSTRIA.....	7	111,852
	BRAZIL.....	89	1,241,429
	CANADA.....	9	47,661
8471801000	CHILE.....	1	38,498
	CHINA (TAIWAN).....	50	798,571
	CHINA,PEOPLE'S REP.(MAINLAND).....	2	10,089
	CZECH REPUBLIC.....	73	272,650
	DENMARK.....	33	519,897
8471801000	EGYPT.....	7	71,595
	FINLAND.....	16	137,483
	FRANCE.....	184	2,861,154
	GERMANY.....	181	1,981,390
	HONG KONG.....	45	293,042
8471801000	HUNGARY.....	12	159,601
	IRELAND.....	91	1,097,788
	ISRAEL.....	3	55,986
	ITALY.....	13	190,973
	JAPAN.....	711	13,133,472
8471801000	KUWAIT.....	1	37,960
	MEXICO.....	66	580,644
	NETHERLANDS.....	7,390	72,500,282
	NEW ZEALAND ISLANDS.....	32	173,806
	NORWAY.....	12	159,767
8471801000	PERU.....	1	16,440
	PORTUGAL.....	257	1,621,235
	REP. OF SOUTH AFRICA.....	25	24,207
	REPUBLIC OF KOREA.....	72	1,610,127
	SINGAPORE.....	34	323,195
8471801000	SLOVENIA.....	17	218,866
	SPAIN.....	72	567,255
	SWEDEN.....	57	681,938
	SWITZERLAND.....	45	477,905
	THAILAND.....	11	128,476
8471801000	TURKEY.....	7	31,131
	UNITED ARAB EMIRATES.....	6	64,911
	UNITED KINGDOM OF GT BRITAIN.....	24	229,471
	VENEZUELA.....	2	7,677
	CONTROL OR ADAPTOR UNITS OF ADP MACH, NESOI NO.....	274,880	50,900,721
8471801000	AUSTRALIAN ISLANDS.....	844	57,376
	BELGIUM.....	1,267	217,873
	BRAZIL.....	1	9,135
	BRITISH VIRGIN ISLANDS.....	8	76,904
	BYELARUS.....	1,117	733,724
8471801000	CANADA.....	8	144,051
	CHINA,PEOPLE'S REP.(MAINLAND).....	1,254	465,940
	CYPRUS.....	28	35,300
	CZECH REPUBLIC.....	320	13,120
	DENMARK.....	1,160	403,659

TABLE 5 - EXPORTS OF MERCHANDISE FROM PUERTO RICO TO FOREIGN COUNTRIES,  
BY COMMODITY AND COUNTRY OF DESTINATION: FISCAL YEAR 2000

COMM-CODE	COMMODITY AND UNIT OF QUANTITY	QUANTITY	VALUE-\$
	ESTONIA.....	640	24,320
	FINLAND.....	14,992	1,486,980
	FRANCE.....	40,253	2,510,378
	GERMANY.....	49,094	7,287,847
	GREECE.....	355	159,641
	HONG KONG.....	71	54,431
	IRELAND.....	834	290,087
	ISRAEL.....	2,342	1,024,839
	ITALY.....	3,034	787,646
	JAPAN.....	3,999	807,639
	KAZAKHSTAN.....	50	54,000
	LATVIA.....	178	255,579
	MALAYSIA.....	41	12,670
	MEXICO.....	15,723	838,748
	NETHERLAND ANTIL. EXC ARUBA.....	4	8,850
	NETHERLANDS.....	80,030	21,292,701
	NORWAY.....	343	83,924
	POLAND.....	4,150	435,860
	REP. OF SOUTH AFRICA.....	3,574	203,767
	REPUBLIC OF KOREA.....	42	80,640
	RUSSIA.....	767	709,697
	SINGAPORE.....	6,000	301,154
	SLOVENIA.....	7	6,644
	SPAIN.....	4,667	1,020,422
	SWEDEN.....	752	184,488
	SWITZERLAND.....	149	56,355
	THAILAND.....	37	10,915
	TURKEY.....	902	366,626
	UKRAINE.....	152	142,256
	UNITED ARAB EMIRATES.....	781	693,327
	UNITED KINGDOM OF GT BRITAIN.....	34,907	7,544,515
	VENEZUELA.....	3	6,693
8471804000	UNTS FR PHYSICAL INC INTO DATA PROCESS UNITS,NESOI NO	1	6,498
	UNITED KINGDOM OF GT BRITAIN.....	1	6,498
8471809000	AUTOMATIC DATA PROCESSING UNITS, NESOI NO	58	557,426
	JAPAN.....	3	450,076
	PORTUGAL.....	1	100,503
	UNITED KINGDOM OF GT BRITAIN.....	54	6,847
8471900000	ADP MAC&UNTS THEREOF;MAG/OPT RDER,TRNSCRB,PROC DAT NO	573	1,097,929
	ANTIGUA.....	7	7,343
	CHINA (TAIWAN).....	3	6,450
	FRANCE.....	45	42,855
	ISRAEL.....	95	286,608
	JAPAN.....	317	336,660
	NETHERLAND ANTIL. EXC ARUBA.....	1	2,534
	NETHERLANDS.....	1	33,600
	PORTUGAL.....	10	5,755
	SINGAPORE.....	84	243,942
	SPAIN.....	1	75,853
	SWITZERLAND.....	4	29,919
	TRINIDAD @ TOBAGO.....	5	26,410
8472100000	DUPLICATING MACHINES NO	5	13,000
	DOMINICAN REPUBLIC.....	5	13,000
8472300000	MAIL SORTING, OPENING, POSTAGE AFFIXING,ETC, MACH NO	3	295,771
	NETHERLANDS.....	3	295,771
8472909050	OFFICE MACHINES, NESOI NO	95	30,904
	ARUBA.....	44	3,380
	BRITISH VIRGIN ISLANDS.....	30	6,780
	DOMINICAN REPUBLIC.....	21	20,744
8473100095	PARTS & ACCESSORIES OF TYPEWRITERS X		438,904
	NETHERLANDS.....		438,904
8473210000	PARTS OF ELECTRONIC CALCULATING MACHINES X		13,394
	NETHERLAND ANTIL. EXC ARUBA.....		13,394
8473290000	PARTS FOR MACH,NESOI, INCOMP CALCULATING DEVICE X		122,671
	CAYMAN ISLANDS.....		6,414
	DOMINICAN REPUBLIC.....		3,630
	HAITI.....		37,602
	JAMAICA.....		33,000
	JAPAN.....		17,713
	NETHERLANDS.....		2,596

TABLE 5 - EXPORTS OF MERCHANDISE FROM PUERTO RICO TO FOREIGN COUNTRIES,  
BY COMMODITY AND COUNTRY OF DESTINATION: FISCAL YEAR 2000

COMM-CODE	COMMODITY AND UNIT OF QUANTITY	QUANTITY	VALUE-\$
8473300000	UNITED KINGDOM OF GT BRITAIN.....		21,716
	PARTS & ACCESSORIES FOR ADP MACHINES & UNITS X		273,945,398
	ARUBA.....		6,931
	AUSTRALIAN ISLANDS.....		3,110,382
	AUSTRIA.....		17,520
	BARBADOS.....		5,266
	BELGIUM.....		5,460
	BELIZE.....		896,911
	BRAZIL.....		2,774,819
	BRITISH VIRGIN ISLANDS.....		29,325
	BYELARUS.....		22,000
	CANADA.....		48,111
	CAYMAN ISLANDS.....		10,400
	CHILE.....		11,203
	CHINA (TAIWAN).....		29,282
	CHINA, PEOPLE'S REP. (MAINLAND).....		24,316
	DENMARK.....		550,357
	DOMINICAN REPUBLIC.....		174,899
	FINLAND.....		288,847
	FRANCE.....		5,833,677
	GERMANY.....		28,860,264
	GREECE.....		11,424
	GUYANA.....		10,000
	HONG KONG.....		1,299,379
	INDIA.....		128,383
	IRELAND.....		6,945,243
	ISRAEL.....		339,650
	ITALY.....		748,485
	JAPAN.....		5,229,113
	KAZAKHSTAN.....		3,684
	LATVIA.....		2,750
	MALAYSIA.....		334,337
	MEXICO.....		183,719
	NETHERLAND ANTIL. EXC ARUBA.....		50,000
	NETHERLANDS.....		204,741,696
	NEW ZEALAND ISLANDS.....		34,417
	NORWAY.....		350,632
	PERU.....		22,681
	POLAND.....		54,147
	PORTUGAL.....		1,173,182
	REPUBLIC OF KOREA.....		1,282,415
	RUSSIA.....		15,618
	SAUDI ARABIA.....		4,000
	SINGAPORE.....		1,556,028
	SLOVENIA.....		8,523
	SPAIN.....		459,201
	SWEDEN.....		502,830
	SWITZERLAND.....		1,243,442
	THAILAND.....		5,100
	TRINIDAD @ TOBAGO.....		81,348
	UKRAINE.....		2,750
	UNITED KINGDOM OF GT BRITAIN.....		4,269,499
	VENEZUELA.....		145,499
	ZAMBIA.....		6,253
8473400000	PARTS AND ACCESSORIES OF OFFICE MACHINES, NESOI X		227,863
	JAPAN.....		205,712
	TRINIDAD @ TOBAGO.....		19,417
	VENEZUELA.....		2,734
8473500000	PTS SUITBLE FR USE W MAC OF 2/MORE HEAD 8469-8472 X		160,219
	JAPAN.....		160,219
8474310000	CONCRETE OR MORTAR MIXERS NO	6	172,417
	ANGUILLA.....	1	140,160
	BRITISH VIRGIN ISLANDS.....	4	12,565
	FRANCE.....	1	19,692
8474390000	MIXING OR KNEADING MACH, NESOI, FOR MINERAL SUBSTN NO	1	22,896
	FRANCE.....	1	22,896
8474800010	MACH, NESOI, F CERAMIC PASTE, UNHARD CEMENTS, ETC NO	2	6,150
	MONTSERRAT.....	1	3,150
	ST. CHRISTOPHER-NEVIS.....	1	3,000
8474800090	MACH, NESOI, F AGGLOMRTNG, MOLDING, ETC MINERAL PROD NO	50	111,392

TABLE 5 - EXPORTS OF MERCHANDISE FROM PUERTO RICO TO FOREIGN COUNTRIES,  
BY COMMODITY AND COUNTRY OF DESTINATION: FISCAL YEAR 2000

COMM-CODE	COMMODITY AND UNIT OF QUANTITY	QUANTITY	VALUE-\$
	ST.CHRISTOPHER-NEVIS.....	50	111,392
8475901000	PARTS OF MACH F ASSEN ELEC LAMPS, ETC IN GLASS ENV X		50,944
	DOMINICAN REPUBLIC.....		19,470
	ITALY.....		31,474
8475909000	PARTS OF MACH FOR MANUFACTURE OR HOT WORKING GLASS X		109,638
	ITALY.....		109,638
8476290000	AUTO BEVERAGE VENDING MACH WITHOUT HEAT OR REFRIG NO	35	3,500
	PANAMA.....	35	3,500
8476900000	PARTS OF AUTOMATIC VENDING MACHINES X		4,687
	BARBADOS.....		4,687
8477590000	MACH, NESOI, F MOLDG OR FORMG RUBBER OR PLASTICS NO	14	54,504
	ANGUILLA.....	3	5,175
	MONTserrat.....	8	15,682
	ST.CHRISTOPHER-NEVIS.....	3	33,647
8477800000	MACH, NESOI, FOR WORKING RUBBER OR PLASTICS NO	5	39,254
	COLOMBIA.....	1	12,500
	JAPAN.....	4	26,754
8477900010	PARTS OF INJECTION-MOLDING MACHINES X		235,100
	NETHERLANDS.....		205,100
	UNITED KINGDOM OF GT BRITAIN.....		30,000
8477900030	PARTS OF BLOW-MOLDING MACHINES X		25,385
	TRINIDAD @ TOBAGO.....		25,385
8477900090	PARTS, NESOI, OF MACH F WORKING RUBBER OR PLASTICS X		109,456
	ANTIGUA.....		6,844
	IRELAND.....		4,997
	MONTserrat.....		16,794
	NETHERLANDS.....		73,048
	ST.CHRISTOPHER-NEVIS.....		7,773
8479100080	MACHINERY, NESOI, FOR PUBLIC WRKS, BUILDING,ETC NO	5	8,036
	COSTA RICA.....	3	5,036
	DOMINICAN REPUBLIC.....	2	3,000
8479200000	MACH F EXTRACT OR PREP OF ANIMAL OR VEG FAT OR OIL NO	7	16,000
	DOMINICAN REPUBLIC.....	7	16,000
8479810000	METAL TREATING MACH, INC ELECTRIC WIRE COIL-WINDER NO	53	80,629
	DOMINICAN REPUBLIC.....	53	80,629
8479820040	MIXING, KNEADING OR STIRRING MACHINES, NESOI NO	1	37,000
	MEXICO.....	1	37,000
8479820080	CRUSH,GRIND,SCREEN,SIFT,EMULSFYG,ETC MACH,NESOI NO	1	3,360
	ITALY.....	1	3,360
8479893040	INDUSTRIAL VACUUM CLEANERS NO	49	24,109
	DOMINICAN REPUBLIC.....	49	24,109
8479898576	CHEMICAL VAPOR DEPOSITION APPARATUS NO	1	2,204,394
	GERMANY.....	1	2,204,394
8479898590	MACH NESOI FOR PROD & ASSEMBLY OF SEMICONDUCTORS NO	17	3,482,846
	DENMARK.....	1	190,619
	DOMINICAN REPUBLIC.....	6	78,454
	EL SALVADOR.....	1	13,143
	JAPAN.....	2	1,207,347
	NETHERLANDS.....	7	1,993,283
8479899760	AUTOMOTIVE MAINTENANCE MACHINES NO	21	33,509
	BRITISH VIRGIN ISLANDS.....	2	6,300
	DOMINICAN REPUBLIC.....	19	27,209
8479899798	MACHINES AND MECHANICAL APPLIANCES, NESOI NO	35	1,793,477
	CANADA.....	1	20,080
	COSTA RICA.....	4	235,000
	DOMINICAN REPUBLIC.....	5	15,000
	FRANCE.....	1	2,559
	ITALY.....	17	9,169
	JAPAN.....	1	293,248
	NETHERLANDS.....	1	1,198,350
	SPAIN.....	5	20,071
8479909565	PARTS OF MACH/MECHANICAL APPL FOR TREAT MTL,NESOI X		13,498
	DOMINICAN REPUBLIC.....		13,498
8479909580	OTHER PARTS OF MACH & MECHANICAL APPLIANCES X		21,029,776
	BRAZIL.....		710,000
	DOMINICAN REPUBLIC.....		17,291
	GERMANY.....		3,565
	GUADELOUPE.....		4,254
	IRELAND.....		7,320
	ISRAEL.....		152,572

TABLE 5 - EXPORTS OF MERCHANDISE FROM PUERTO RICO TO FOREIGN COUNTRIES,  
BY COMMODITY AND COUNTRY OF DESTINATION: FISCAL YEAR 2000

COMM-CODE	COMMODITY AND UNIT OF QUANTITY	QUANTITY	VALUE-\$
	ITALY.....		46,288
	JAMAICA.....		31,150
	JAPAN.....		2,611,763
	MALAYSIA.....		461,376
	MEXICO.....		16,184
	NETHERLANDS.....		16,961,083
	PORTUGAL.....		3,330
	UNITED KINGDOM OF GT BRITAIN.....		3,600
8480100000	MOLDING BOXES FOR METAL FOUNDRY NO 2	2	30,000
	GUATEMALA.....	2	30,000
8480300000	MOLDING PATTERNS NO 2	2	20,000
	GERMANY.....	2	20,000
8480410000	MOLDS F METAL OR METAL CARBIDES,INJECT OR COMPRSSN NO 11	11	62,872
	ARGENTINA.....	1	3,872
	DOMINICAN REPUBLIC.....	9	9,000
	UNITED KINGDOM OF GT BRITAIN.....	1	50,000
8480490000	MOLDS, NESOI, FOR METAL OR METAL CARBIDES NO 36	36	108,980
	AUSTRALIAN ISLANDS.....	1	5,000
	GERMANY.....	34	100,000
	ITALY.....	1	3,980
8480790000	MOLDS F RUBBER OR PLASTICS EXC INJECT OR COMPRESSN NO 12	12	333,815
	AUSTRIA.....	3	35,000
	DOMINICAN REPUBLIC.....	3	11,195
	GERMANY.....	5	23,000
	NETHERLANDS.....	1	264,620
8481100020	PRESSURE-REDUCING CONTROL VALVES, FLUID POWER TYPE NO 1	1	3,709
	GERMANY.....	1	3,709
8481100090	OTHER PRESSURE-REDUCING VALVES, NESOI NO 6	6	38,925
	UNITED KINGDOM OF GT BRITAIN.....	6	38,925
8481200060	PNEUMATIC VALVES, SOLENOID DIRECTIONAL CONTROL NO 150	150	9,000
	SWEDEN.....	150	9,000
8481309000	CHECK VALVES EXCEPT COPPER, IRON OR STEEL NO 853	853	6,579
	ISRAEL.....	853	6,579
8481400000	SAFETY OR RELIEF VALVES NO 4	4	23,006
	ECUADOR.....	2	6,000
	UNITED KINGDOM OF GT BRITAIN.....	2	17,006
8481809005	OTHER TAPS, COCKS, VALVES, ETC. NO 126	126	3,143
	ITALY.....	126	3,143
8481809035	VALVES WITH PNEUMATIC ACTUATORS NO 3	3	2,720
	NETHERLAND ANTIL. EXC ARUBA.....	3	2,720
8481809050	OTHER VALVES, NESOI NO 150	150	3,730
	DOMINICAN REPUBLIC.....	150	3,730
8481907000	PARTS OF HAND OPERATED AND CHECK APPLIANCES KG 81	81	7,086
	ECUADOR.....	81	7,086
8481909090	PARTS OF TAPS,COCKS,VALVES, ETC, NESOI KG 3,992	3,992	4,378,235
	ARGENTINA.....	19	78,500
	BARBADOS.....	11	2,524
	BELGIUM.....	721	3,653,359
	CHILE.....	9	28,400
	CHINA (TAIWAN).....	18	82,400
	DOMINICAN REPUBLIC.....	57	17,755
	ECUADOR.....	91	36,348
	HONG KONG.....	17	63,000
	MALAYSIA.....	7	24,693
	MEXICO.....	75	278,400
	NEW ZEALAND ISLANDS.....	2	8,737
	PAPUA NEW GUINEA.....	2,961	88,554
	PERU.....	1	2,650
	URUGUAY.....	3	12,915
8482101000	BALL BEARINGS WITH INTEGRAL SHAFTS NO 176	176	3,510
	BELGIUM.....	176	3,510
8482105068	BALL BEARINGS, NESOI NO 116	116	4,423
	HUNGARY.....	116	4,423
8482400000	NEEDLE ROLLER BEARINGS NO 138	138	2,862
	GERMANY.....	138	2,862
8482500000	OTHER CYLINDRICAL ROLLER BEARINGS NO 222	222	5,311
	CANADA.....	222	5,311
8482910080	CYLINDRICAL ROLLERS FOR ROLLER BEARINGS KG 27	27	8,026
	JAPAN.....	27	8,026
8482997060	PARTS,NESOI, FOR CYLINDRICAL ROLLER BEARINGS,NESOI KG 181	181	3,369

TABLE 5 - EXPORTS OF MERCHANDISE FROM PUERTO RICO TO FOREIGN COUNTRIES,  
BY COMMODITY AND COUNTRY OF DESTINATION: FISCAL YEAR 2000

COMM-CODE	COMMODITY AND UNIT OF QUANTITY	QUANTITY	VALUE-\$
	ARGENTINA.....	181	3,369
8483101020	CAM/CRANKSHAFT F SPARK IGN ENG F VEHICLES OF CH 87 KG.....	128	9,431
	BRITISH VIRGIN ISLANDS.....	128	9,431
8483200010	HOUSED BEARINGS INCORPORATING BALL BEARINGS NO.....	14	8,000
	SPAIN.....	14	8,000
8483409000	GEARS, EXC TRANSMISSION ELEMENTS, ENTERED SEPARATE X.....		3,900
	UNITED KINGDOM OF GT BRITAIN.....		3,900
8483608000	SHAFT COUPLINGS, EXCEPT UNIVERSAL JOINTS X.....		3,179
	TRINIDAD @ TOBAGO.....		3,179
8485100000	SHIPS' PROPELLERS AND BLADES THEREFOR X.....		3,503
	NETHERLAND ANTIL. EXC ARUBA.....		3,503
8485900080	MACH PARTS W/O ELEC FEATURE NOT SPECIFIED IN CH 84 X.....		3,094
	SWEDEN.....		3,094
	ELECTRICAL MACHINERY AND EQUIPMENT AND PARTS THEREOF;SOUND RECORDERS AND REPRODUCERS,TELEVISION IMAGE AND SOUND RECORDERS AND REPRODUCERS, AND PARTS AND ACCESSORIES OF SUCH ARTICLES.....	TOTAL	352,623,464
8501103000	ELECTRIC MOTORS, AC, < 18.65 W (1/40 HP) OUTPUT NO.....	1	7,301
	COSTA RICA.....	1	7,301
8501104060	ELECTRIC MOTORS <18.65 W, DC, O/T BSHLS, NESOI NO.....	110	2,627
	DOMINICAN REPUBLIC.....	110	2,627
8501104080	ELECTRIC MOTORS UNDER 18.65 W, NESOI NO.....	1	13,617
	ST.CHRISTOPHER-NEVIS.....	1	13,617
8501203000	ELECTRIC MOTORS, AC/DC UNIVERSAL, >74.6 BUT < 746W NO.....	93	24,750
	ISRAEL.....	3	5,850
	REPUBLIC OF KOREA.....	90	18,900
8501206000	UNIVERSAL AC/DC ELEC MOTORS =>746W NO.....	1	3,000
	UNITED KINGDOM OF GT BRITAIN.....	1	3,000
8501312000	DC MOTORS >37.5W BUT =< 74.6 W NO.....	313	6,250
	ISRAEL.....	313	6,250
8501318000	DC GENERATORS, NOT EXCEEDING 750 W NO.....	55	264,981
	BRITISH VIRGIN ISLANDS.....	6	41,400
	DOMINICAN REPUBLIC.....	43	127,181
	ISRAEL.....	4	10,905
	NETHERLAND ANTIL. EXC ARUBA.....	2	85,495
8501326000	DC GENERATORS > 750 W BUT =< 75 KW NO.....	24	111,500
	ANGUILLA.....	1	27,000
	DOMINICAN REPUBLIC.....	23	84,500
8501332000	ELECTRIC MOTORS, DC > 75 KW BUT < 149.2 KW NO.....	13	12,358
	DOMINICAN REPUBLIC.....	13	12,358
8501334040	DC MOTORS > 150 KW AND =< 373 KW NO.....	4	3,180
	BRITISH VIRGIN ISLANDS.....	4	3,180
8501336000	DC GENERATORS > 75W BUT =< 375 KW NO.....	27	81,990
	COSTA RICA.....	27	81,990
8501402020	GEAR MOTOR, AC, SINGLE-PHASE >37.5 W BUT =<74.6 W NO.....	116	33,000
	BELGIUM.....	116	33,000
8501403040	ELECTRIC MOTORS, AC > 74.6 W BUT < 746 W SGL-PHS NO.....	1	2,850
	ISRAEL.....	1	2,850
8501524000	AC MOTORS MLT-PHS > 750W BUT =< 14.92 KW NO.....	4	9,770
	BRITISH VIRGIN ISLANDS.....	4	9,770
8501528000	ELECTRIC MOTORS, AC > 14.92 KW BUT =< 750KW ML-PS NO.....	1	5,212
	JAPAN.....	1	5,212
8501610000	AC GENERATORS (ALTERNATORS) <=75 KVA OUTPUT NO.....	32	626,000
	HONG KONG.....	22	526,000
	IRELAND.....	5	50,000
	UNITED KINGDOM OF GT BRITAIN.....	5	50,000
8501630000	AC GENERATORS(ALTERNATOR) > 375 KVA BUT =< 750KVA NO.....	25	109,785
	DOMINICAN REPUBLIC.....	22	103,785
	HONDURAS.....	3	6,000
8501640030	AC GENERATORS (ALT) >10000 KVA BUT =< 40000 KVA NO.....	226	1,914,884
	GERMANY.....	1	2,980
	VENEZUELA.....	225	1,911,904
8501640050	AC GENERATORS (ALTERNATORS) > 40000 KVA NO.....	3	900,000
	BRITISH VIRGIN ISLANDS.....	3	900,000
8502110000	GENERATING SETS, ELC, DIESEL, =< 75KVA OUTPUT NO.....	8	16,393
	PANAMA.....	8	16,393

TABLE 5 - EXPORTS OF MERCHANDISE FROM PUERTO RICO TO FOREIGN COUNTRIES,  
BY COMMODITY AND COUNTRY OF DESTINATION: FISCAL YEAR 2000

COMM-CODE	COMMODITY AND UNIT OF QUANTITY		QUANTITY	VALUE-\$
8502120000	GENERATING SETS, ELC, DIESEL, > 75KVA BUT =<375KVA	NO	1	8,600
	GUATEMALA.....		1	8,600
8502400000	ELECTRIC ROTARY CONVERTERS	NO	5	3,932
	REP. OF SOUTH AFRICA.....		5	3,932
8503002000	COMMUTATORS FOR MACHINES IN HEADING 8501 OR 8502	NO	5	19,255
	UNITED KINGDOM OF GT BRITAIN.....		5	19,255
8503006040	PARTS OF GENERATORS O/T COMMUTATORS	X		64,182
	CZECH REPUBLIC.....			6,400
	DOMINICAN REPUBLIC.....			12,000
	FRANCE.....			10,605
	GERMANY.....			26,277
	UNITED KINGDOM OF GT BRITAIN.....			8,900
8503006060	OTHER PARTS FOR MACHINES IN 8501 AND 8502	X		554,614
	BARBADOS.....			3,482
	BRITISH VIRGIN ISLANDS.....			26,250
	CANADA.....			2,758
	DOMINICAN REPUBLIC.....			164,690
	GERMANY.....			37,360
	HONG KONG.....			2,604
	NETHERLANDS.....			4,470
	PANAMA.....			13,000
	TRINIDAD @ TOBAGO.....			300,000
8504210020	LIQUID DIELECTRIC TRANSFORMER =< 50 KVA	NO	2	5,352
	DOMINICAN REPUBLIC.....		2	5,352
8504210040	LIQUID DIELECTRIC TRANSFORMER >50KVA BUT =<100KVA	NO	4	17,936
	ITALY.....		4	17,936
8504312000	TRANSFORMERS, NESOI, UNRATED	NO	11	26,312
	BELGIUM.....		7	20,016
	UNITED KINGDOM OF GT BRITAIN.....		4	6,296
8504314035	TRANSFORMERS, NESOI, LESS THAN 40 VA	NO	154	15,590
	FRANCE.....		152	2,797
	ITALY.....		1	4,793
	UNITED KINGDOM OF GT BRITAIN.....		1	8,000
8504314065	TRANSFORMERS, NESOI, => 40 VA BUT < 1 KVA	NO	4,734	116,375
	CANADA.....		4,734	116,375
8504320000	TRANSFORMERS, NESOI,> 1 KVA BUT =< 16 KVA	NO	62	17,184
	DOMINICAN REPUBLIC.....		50	13,996
	SWITZERLAND.....		12	3,188
8504330040	TRANSFORMERS, NESOI, > 50 KVA BUT =< 500 KVA	NO	65	27,882
	CHINA,PEOPLE'S REP.(MAINLAND).....		3	9,363
	PHILIPPINES.....		62	18,519
8504406001	POWER SUPPLIES FOR PHYS INCORP INTO ADP, < = 50W	NO	172	6,330
	VENEZUELA.....		172	6,330
8504406007	POWER SUPPLIES FOR PHYS INCORP INTO ADP,50W - 150W	NO	6,523	362,495
	AUSTRALIAN ISLANDS.....		8	8,400
	BELGIUM.....		1,406	75,499
	GERMANY.....		867	39,297
	REPUBLIC OF KOREA.....		160	11,200
	SINGAPORE.....		1,788	150,816
	SWITZERLAND.....		2,294	77,283
8504406018	POWER SUPPLIES FR PHYS INCORP INTO ADP,EXCEED 500W	NO	140	78,271
	AUSTRALIAN ISLANDS.....		85	18,723
	CHINA,PEOPLE'S REP.(MAINLAND).....		1	32,705
	HAITI.....		30	16,080
	MEXICO.....		6	3,940
	UNITED KINGDOM OF GT BRITAIN.....		16	3,235
	VENEZUELA.....		2	3,588
8504407001	POWER SUPPLIES FOR ADP, NESOI, < = 50W	NO	3	7,555
	MALAYSIA.....		3	7,555
8504407007	POWER SUPPLIES FOR ADP, NESOI, 50W - 150W	NO	10,122	374,531
	DOMINICAN REPUBLIC.....		10,122	374,531
8504407018	POWER SUPPLIES FOR ADP, NESOI, EXCEEDING 500W	NO	7,584	425,721
	BRITISH VIRGIN ISLANDS.....		1	12,733
	DOMINICAN REPUBLIC.....		136	5,000
	GERMANY.....		7,127	359,788
	REPUBLIC OF KOREA.....		20	38,000
	SINGAPORE.....		300	10,200
8504409540	RECTIFIERS & RECTIFNG APPARATUS,POWER SUPPLY >500W	NO	22,487	898,478
	CANADA.....		20,968	775,580
	ISRAEL.....		1,519	122,898

TABLE 5 - EXPORTS OF MERCHANDISE FROM PUERTO RICO TO FOREIGN COUNTRIES,  
BY COMMODITY AND COUNTRY OF DESTINATION: FISCAL YEAR 2000

COMM-CODE	COMMODITY AND UNIT OF QUANTITY	QUANTITY	VALUE-\$
8504409580	STATIC CONVERTERS, NESOI	X	67,058
	FRANCE.....		4,424
	UNITED KINGDOM OF GT BRITAIN.....		62,634
8504500000	INDUCTORS, NESOI	NO	38,325
	DOMINICAN REPUBLIC.....	38,301	112,958
	ISRAEL.....	24	3,480
8504900020	PARTS FOR TRANSFORMERS	X	310,256
	DOMINICAN REPUBLIC.....		280,534
	IRELAND.....		29,722
8504900080	PARTS,NESOI,FOR ELECTRICAL INDUCTORS	X	175,258
	CANADA.....		4,011
	CHINA (TAIWAN).....		3,740
	HONG KONG.....		6,960
	IRELAND.....		60,547
	NETHERLANDS.....		100,000
8505908000	ELECTROMAGNETIC ARTICLES, NESOI, AND PARTS, NESOI	X	29,827
	DOMINICAN REPUBLIC.....		29,827
8506100000	PRIMARY CELLS AND BATTERIES, MANGANESE DIOXIDE	NO	15,347,819
	ANTIGUA.....	227,472	66,137
	ARUBA.....	725,725	490,657
	BARBADOS.....	1,922,629	981,834
	BELIZE.....	1,443,203	351,960
	BRITISH VIRGIN ISLANDS.....	271,634	225,959
	DOMINICA.....	408,599	75,979
	DOMINICAN REPUBLIC.....	1,265,840	558,992
	GRENADA.....	390,500	129,682
	GUYANA.....	754,337	76,513
	JAMAICA.....	1,444,699	576,027
	MONTSERRAT.....	31,317	15,259
	NETHERLAND ANTIL. EXC ARUBA.....	1,227,561	790,100
	ST. LUCIA.....	831,413	296,648
	ST.CHRISTOPHER-NEVIS.....	173,971	121,803
	ST.VINCENT @ THE GRENADINES.....	522,106	185,445
	TRINIDAD @ TOBAGO.....	3,697,705	1,838,283
	TURKS @ CAICOS ISLANDS.....	9,108	3,396
8506305000	PRIMARY BATTERIES > 300 CM3, MERCURIC OXIDE	NO	1
	CROATIA.....	1	8,960
8506800000	PRIMARY CELLS AND BATTERIES, NESOI	NO	633,042
	ANGUILLA.....	70	3,372
	ANTIGUA.....	1	6,400
	ARUBA.....	6,721	7,104
	BARBADOS.....	100	3,000
	BRITISH VIRGIN ISLANDS.....	10,755	4,517
	DOMINICA.....	160,234	67,298
	DOMINICAN REPUBLIC.....	152,855	305,803
	MONTSERRAT.....	64	3,481
	NETHERLAND ANTIL. EXC ARUBA.....	141,818	31,418
	ST. LUCIA.....	84,715	35,580
	ST.CHRISTOPHER-NEVIS.....	115	24,903
	ST.VINCENT @ THE GRENADINES.....	75,594	31,749
8507100090	LEAD-ACID BATTERIES, NEW, OTHER THAN 12 VOLT	NO	3,538
	ANGUILLA.....	52	3,256
	ANTIGUA.....	71	4,590
	DOMINICAN REPUBLIC.....	3,415	96,359
8507300000	NICKEL-CADMIUM STORAGE BATTERIES	NO	786
	DOMINICA.....	784	4,698
	UNITED KINGDOM OF GT BRITAIN.....	2	35,172
8507800000	OTHER STORAGE BATTERIES	NO	840
	ARUBA.....	40	3,060
	DOMINICAN REPUBLIC.....	190	5,128
	NETHERLAND ANTIL. EXC ARUBA.....	610	26,034
8507908000	PARTS FOR STORAGE BATTERIES(EXCEPT LEAD ACID TYPE)	X	23,082
	DOMINICAN REPUBLIC.....		23,082
8508100070	ELECTRIC HAND DRILLS OTHER THAN ROTARY	NO	308
	DOMINICAN REPUBLIC.....	308	26,054
8508200020	ELECTRIC HAND SAWS, CIRCULAR TYPE	NO	4,257
	DOMINICAN REPUBLIC.....	4,257	191,528
8508800030	GRNDRS,SNDRS,& PLSHRS OTH THN ANGLE,ORBT,STRG-LIN	NO	1,376
	DOMINICAN REPUBLIC.....	1,376	88,077
8508800095	ELECTROMECHANICAL HAND TOOLS,NESOI	NO	155
			157,639



TABLE 5 - EXPORTS OF MERCHANDISE FROM PUERTO RICO TO FOREIGN COUNTRIES,  
BY COMMODITY AND COUNTRY OF DESTINATION: FISCAL YEAR 2000

COMM-CODE	COMMODITY AND UNIT OF QUANTITY	QUANTITY	VALUE-\$
	BRAZIL.....	2	5,311
	IRELAND.....	4	142,747
	JAPAN.....	33	2,537
	NETHERLAND ANTIL. EXC ARUBA.....	116	7,044
8509100040	ELECTRIC VACUUM CLEANERS, NESOI NO	5	10,053
	CHINA (TAIWAN).....	1	3,400
	VENEZUELA.....	4	6,653
8509400020	ELECTRIC DOMESTIC FOOD MIXERS NO	628	31,775
	AUSTRALIAN ISLANDS.....	327	7,503
	DOMINICAN REPUBLIC.....	300	4,272
	NETHERLANDS.....	1	20,000
8509800091	ELECTROMECHANICAL DOMESTIC APPLIANCES, NESOI NO	1,065	78,700
	DOMINICAN REPUBLIC.....	972	72,900
	ST.CHRISTOPHER-NEVIS.....	93	5,800
8509904050	ELECTRIC DOMESTIC APPLIANCE PARTS, NESOI X		3,570
	CHINA (TAIWAN).....		3,570
8510905500	PARTS OF ELECTRIC HAIR-REMOVING APPLIANCES X		2,692
	GERMANY.....		2,692
8511300080	INTERNAL COMBUSTION ENGINE IGNITION COILS NO	1,184	8,903
	DOMINICAN REPUBLIC.....	1,184	8,903
8511500000	INTERNAL COMBUSTION ENGINE GENERATORS,NESOI NO	6	3,800
	ARUBA.....	6	3,800
8511804000	INTERNAL COMBUSTION ENGINE VOLTAGE REG, NO	81	8,240
	DOMINICAN REPUBLIC.....	81	8,240
8511908000	PARTS FOR ELECTRICAL APPARATUS USED ON IC ENGINES X		34,231,268
	CHINA (TAIWAN).....		3,851
	DOMINICAN REPUBLIC.....		31,858,387
	GERMANY.....		19,604
	ITALY.....		2,229,150
	REP. OF SOUTH AFRICA.....		120,276
8512100000	LIGHTING OR VISUAL SIGNALING EQUIPMENT FOR BICYCLE X		9,157
	ANTIGUA.....		2,578
	ARGENTINA.....		6,579
8512202000	MOTOR VEHICLE LIGHTING EQUIPMENT X		4,243
	HUNGARY.....		4,243
8512204000	MOTOR VEHICLE VISUAL SIGNALING EQUIPMENT X		56,347
	BRITISH VIRGIN ISLANDS.....		56,347
8512908000	PARTS FOR WINDSHIELD WIPERS, DEFROSTERS FOR MT VHC X		111,347
	DOMINICAN REPUBLIC.....		3,646
	REPUBLIC OF KOREA.....		81,051
	SWEDEN.....		26,650
8513100000	PORTABLE ELECTRIC LAMPS, BATTERY OR MAGNETO X		76,924
	ARUBA.....		4,730
	BARBADOS.....		11,192
	CANADA.....		31,203
	DOMINICAN REPUBLIC.....		17,202
	HONG KONG.....		12,597
8514100000	INDUSTRIAL, LABORATORY FURNACES, OVENS, RESISTANCE NO	2	4,045
	UNITED KINGDOM OF GT BRITAIN.....	2	4,045
8514304000	INDUSTRIAL, LABORATORY FURNACES, OVENS, NESOI NO	1	5,980
	BARBADOS.....	1	5,980
8514400000	OTHER INDUCTION OR DIELECTRIC HEATING EQUIPMENT X		27,599
	DOMINICAN REPUBLIC.....		18,056
	ISRAEL.....		9,543
8514900000	PARTS FOR IND, LAB FURNACES,OVENS OR HEATING EQUIP X		35,601
	GERMANY.....		35,601
8515210000	ELECTRIC WELDERS, RESISTANCE, FULL OR PART AUTOMAT NO	12	16,042
	ITALY.....	12	16,042
8515310000	ELECTRIC WELDERS, ARC, FULL OR PARTLY AUTOMATIC NO	15	19,997
	INDIA.....	15	19,997
8515800080	ELEC WELDING MACHINES,NESOI; METAL SPRAYING EQ NO	59	167,928
	DOMINICAN REPUBLIC.....	41	42,203
	GERMANY.....	2	7,752
	SINGAPORE.....	1	100,000
	TRINIDAD @ TOBAGO.....	15	17,973
8515902000	PARTS OF WELDING MACHINES AND APPARATUS X		73,206
	NETHERLANDS.....		8,223
	UNITED KINGDOM OF GT BRITAIN.....		64,983
8516100040	ELECTRIC STORAGE WATER HEATERS NO	2	3,139
	TRINIDAD @ TOBAGO.....	2	3,139

TABLE 5 - EXPORTS OF MERCHANDISE FROM PUERTO RICO TO FOREIGN COUNTRIES,  
BY COMMODITY AND COUNTRY OF DESTINATION: FISCAL YEAR 2000

COMM-CODE	COMMODITY AND UNIT OF QUANTITY	QUANTITY	VALUE-\$
8516290000	ELECTRIC SPACE HEATING APPARATUS,NESOI	X	5,050
	DOMINICAN REPUBLIC.....		5,050
8516710000	ELECTRIC COFFEE OR TEA MAKERS	NO	17,282
	COSTA RICA.....	200	14,280
	DOMINICAN REPUBLIC.....	1,849	35,180
	GERMANY.....	15,233	117,550
8516790000	OTHER ELECTROTHERMIC APPLIANCES, DOMESTIC	NO	2,292
	COLOMBIA.....	2,292	16,172
8516800000	ELECTRIC HEATING RESISTORS	X	15,588
	DOMINICAN REPUBLIC.....		8,390
	GERMANY.....		7,198
8517110000	LINE TELEPHONE SETS WITH CORDLESS HANDSETS	NO	868
	ARUBA.....	155	6,825
	DOMINICAN REPUBLIC.....	713	21,121
8517190000	VIDEOPHONES	NO	5,629
	BRITISH VIRGIN ISLANDS.....	523	59,334
	CANADA.....	120	47,691
	DOMINICAN REPUBLIC.....	4,265	255,827
	GUADELOUPE.....	155	30,118
	UNITED ARAB EMIRATES.....	267	16,000
	VENEZUELA.....	299	9,200
8517210000	FACSIMILE MACHINES	NO	18
	DOMINICAN REPUBLIC.....	8	43,498
	RUSSIA.....	10	19,518
8517301500	CENTRAL OFFICE TELEPHONE SWITCHING SYSTEMS	NO	21
	NETHERLANDS.....	21	23,980
8517303000	TELEGRAPHIC SWITCHING APPARATUS	NO	216
	BAHAMAS.....	61	132,698
	BRITISH VIRGIN ISLANDS.....	132	121,484
	GUADELOUPE.....	10	33,707
	TRINIDAD @ TOBAGO.....	13	72,758
8517305000	TELEGRAPHIC SWITCHING APPARATUS	X	8,280
	ARGENTINA.....		6,739
	BRAZIL.....		5,307,960
	COSTA RICA.....		16,011
	DOMINICAN REPUBLIC.....		13,619
	IRELAND.....		4,867,187
	MEXICO.....		317,402
	NETHERLANDS.....		22,500
	PHILIPPINES.....		4,189
	REPUBLIC OF KOREA.....		21,000
8517501000	MODEMS,OF A KIND USED WITH ADP EQP.IN HEADING 8471	NO	35,250
	BELGIUM.....	1,275	10,802
	CANADA.....	1,000	1,232,028
	FRANCE.....	46	241,500
	REP. OF SOUTH AFRICA.....	30	39,030
8517505000	TELEPHON APP,CARR-CURRENT LINE OR DIGITAL LINE SYS	X	2,640
	ARGENTINA.....	199	948,858
	AUSTRALIAN ISLANDS.....		10,807,560
	AUSTRIA.....		78,354
	BELGIUM.....		370,181
	BRAZIL.....		48,030
	BRITISH VIRGIN ISLANDS.....		137,474
	COLOMBIA.....		73,929
	COSTA RICA.....		3,581
	CZECH REPUBLIC.....		13,573
	DOMINICAN REPUBLIC.....		16,275
	FRANCE.....		52,550
	GERMANY.....		2,797,012
	GREECE.....		451,096
	HONG KONG.....		723,048
	HUNGARY.....		52,661
	IRELAND.....		113,402
	ISRAEL.....		7,450
	ITALY.....		51,033
	JAPAN.....		68,930
	MEXICO.....		316,128
	NETHERLANDS.....		38,248
	PANAMA.....		314,100
	PORTUGAL.....		208,758
			549,168
			685,004

TABLE 5 - EXPORTS OF MERCHANDISE FROM PUERTO RICO TO FOREIGN COUNTRIES,  
BY COMMODITY AND COUNTRY OF DESTINATION: FISCAL YEAR 2000

COMM-CODE	COMMODITY AND UNIT OF QUANTITY	QUANTITY	VALUE-\$
	REP. OF SOUTH AFRICA.....		898,236
	REPUBLIC OF KOREA.....		486,629
	RUSSIA.....		155,342
	SLOVAK REPUBLIC(SLOVAKIA).....		17,793
	SPAIN.....		198,911
	SWEDEN.....		123,917
	SWITZERLAND.....		150,592
	THAILAND.....		4,795
	UNITED ARAB EMIRATES.....		5,471
	UNITED KINGDOM OF GT BRITAIN.....		1,517,695
	VENEZUELA.....		78,194
8517509000	TELEGRAPHIC APPARATUS FOR DIGITAL LINE SYSTEMS.....X		65,696
	DOMINICAN REPUBLIC.....		65,696
8517801020	TELEPHONIC APPARATUS, NESOI.....X		45,216
	CHILE.....		45,216
8517802000	TELEGRAPHIC APPARATUS, NESOI.....X		31,909
	FINLAND.....		31,909
8517902000	PARTS FOR TELEPHONIC SWITCHING APPARATUS.....X		2,160,063
	ANGUILLA.....		13,835
	BRITISH VIRGIN ISLANDS.....		45,050
	DOMINICAN REPUBLIC.....		1,987,979
	ISRAEL.....		113,199
8517905000	PARTS,NESOI,FOR TELEPHONIC APPARATUS.....X		11,217,101
	AFGHANISTAN.....		14,078
	ARGENTINA.....		331,672
	AUSTRALIAN ISLANDS.....		2,890
	BERMUDA.....		45,687
	BRITISH VIRGIN ISLANDS.....		21,852
	CANADA.....		66,961
	CHINA,PEOPLE'S REP.(MAINLAND).....		1,564,670
	COLOMBIA.....		28,640
	CZECH REPUBLIC.....		7,475
	DOMINICA.....		484,315
	DOMINICAN REPUBLIC.....		5,017,212
	FRANCE.....		1,337,441
	GERMANY.....		41,550
	HONG KONG.....		69,792
	IRELAND.....		6,752
	ISRAEL.....		2,568
	MEXICO.....		4,505
	NETHERLANDS.....		227,096
	NEW ZEALAND ISLANDS.....		3,975
	REPUBLIC OF KOREA.....		9,290
	SPAIN.....		10,890
	ST. LUCIA.....		4,770
	SWITZERLAND.....		43,525
	UNITED KINGDOM OF GT BRITAIN.....		1,869,495
8517909000	PARTS FOR TELEGRAPHIC APPARATUS.....X		286,936
	BRITISH VIRGIN ISLANDS.....		15,954
	DOMINICA.....		36,095
	DOMINICAN REPUBLIC.....		14,112
	FRANCE.....		3,537
	SWEDEN.....		27,414
	TRINIDAD @ TOBAGO.....		79,470
	UNITED KINGDOM OF GT BRITAIN.....		110,354
8518100000	MICROPHONES AND PARTS THEREOF.....X		15,845
	SPAIN.....		15,845
8518210000	SINGLE LOUDSPEAKERS, MOUNTED IN THEIR ENCLOSURES.....NO	31,808	2,064,916
	ARGENTINA.....	2,299	138,940
	AUSTRIA.....	2,334	155,402
	BRAZIL.....	260	16,765
	CHILE.....	2,413	190,119
	FINLAND.....	525	33,879
	MEXICO.....	2,520	115,097
	PANAMA.....	5,474	329,142
	POLAND.....	6,762	519,197
	REP. OF SOUTH AFRICA.....	7,709	498,546
	VENEZUELA.....	1,512	67,829
8518290000	LOUDSPEAKERS, NESOI.....NO	994	128,717
	AUSTRIA.....	615	67,278

TABLE 5 - EXPORTS OF MERCHANDISE FROM PUERTO RICO TO FOREIGN COUNTRIES,  
BY COMMODITY AND COUNTRY OF DESTINATION: FISCAL YEAR 2000

COMM-CODE	COMMODITY AND UNIT OF QUANTITY	QUANTITY	VALUE-\$
	DOMINICAN REPUBLIC.....	51	13,856
	NETHERLAND ANTIL. EXC ARUBA.....	18	2,565
	PANAMA.....	310	45,018
8518301000	TELEPHONE HANDSETS..... NO	86	11,624
	BRITISH VIRGIN ISLANDS.....	86	11,624
8518302000	OTHER HEADPHONES,EARPHONES, MICROPHONE/SPEAKER..... NO	917	4,218
	DOMINICAN REPUBLIC.....	917	4,218
8518402000	AUDIO FREQUENCY ELECTRIC AMPLIFIERS, NESOI..... NO	2,441	156,469
	DOMINICAN REPUBLIC.....	957	57,769
	ISRAEL.....	13	14,161
	PANAMA.....	1,471	84,539
8518500000	ELECTRIC SOUND AMPLIFIER SETS..... NO	2,673	230,839
	CANADA.....	50	4,219
	DOMINICAN REPUBLIC.....	2,620	221,620
	ISRAEL.....	3	5,000
8518903000	PARTS OF MICROPHONES,LOUDSPEAKERS,AMPLIFIERS..... X		110,968
	JAPAN.....		2,637
	SPAIN.....		93,895
	UNITED KINGDOM OF GT BRITAIN.....		14,436
8519290000	RECORD PLAYERS,NESOI..... NO	689	369,890
	ARUBA.....	108	94,681
	BARBADOS.....	381	27,101
	HAITI.....	138	63,051
	NETHERLAND ANTIL. EXC ARUBA.....	50	144,086
	ST.CHRISTOPHER-NEVIS.....	10	9,950
	TRINIDAD @ TOBAGO.....	2	31,021
8519920000	POCKET-SIZE CASSETTE PLAYERS..... NO	200	7,555
	BARBADOS.....	125	4,030
	DOMINICAN REPUBLIC.....	75	3,525
8519938000	TAPE PLAYERS, CASSETTE TYPE, NESOI..... NO	72	3,432
	ARUBA.....	72	3,432
8519990070	SOUND REPRODUCING APPARATUS,NESOI..... NO	4,613	478,870
	ANTIGUA.....	28	3,728
	ARUBA.....	515	44,586
	BARBADOS.....	656	72,314
	CZECH REPUBLIC.....	80	7,600
	DOMINICAN REPUBLIC.....	1,868	174,963
	GUADELOUPE.....	18	3,546
	HAITI.....	137	19,631
	NETHERLAND ANTIL. EXC ARUBA.....	1,135	93,485
	PANAMA.....	18	4,900
	SURINAME.....	37	3,643
	TRINIDAD @ TOBAGO.....	91	9,316
	UNITED KINGDOM OF GT BRITAIN.....	6	34,558
	VENEZUELA.....	24	6,600
8520320000	MAGNET TAPE RECORDER/REPRODUCERS,DIGITAL AUDIO TYP..... NO	60	12,262
	GRENADA.....	60	12,262
8520330000	TAPE RECORDER/REPRODUCERS, CASSETTE TYPE..... NO	533	117,625
	DOMINICAN REPUBLIC.....	276	60,733
	PANAMA.....	257	56,892
8520390000	MAGNETIC TAPE RECORDERS/REPRODUCERS, NESOI..... NO	290	18,990
	BARBADOS.....	240	13,865
	DOMINICAN REPUBLIC.....	50	5,125
8520900080	OTHER MAGNETIC SOUND RECORDING OR REPRODUCING EQUI..... NO	1,521	29,356
	LUXEMBOURG.....	81	2,863
	NORWAY.....	1,440	26,493
8521100000	VIDEO RECORDING OR REPRODUCING APP, MAGNETIC TAPE..... NO	1,605	327,057
	ANTIGUA.....	32	3,524
	BARBADOS.....	593	69,662
	DOMINICAN REPUBLIC.....	636	94,901
	ISRAEL.....	10	105,500
	JAMAICA.....	48	6,360
	NETHERLAND ANTIL. EXC ARUBA.....	146	30,610
	TRINIDAD @ TOBAGO.....	140	16,500
8521900000	VIDEO RECORDING OR REPRODUCING APP,EXC MAGNET TAPE..... NO	58	49,783
	BARBADOS.....	15	14,702
	DOMINICAN REPUBLIC.....	13	6,760
	IRELAND.....	30	28,321
8522900090	PARTS,NESOI,FOR APPARATUS OF HEADINGS 8519 TO 8521..... X		64,254
	CANADA.....		64,254

TABLE 5 - EXPORTS OF MERCHANDISE FROM PUERTO RICO TO FOREIGN COUNTRIES,  
BY COMMODITY AND COUNTRY OF DESTINATION: FISCAL YEAR 2000

COMM-CODE	COMMODITY AND UNIT OF QUANTITY		QUANTITY	VALUE-\$
8523130040	UNRECORDED MAGNETIC TAPE >6.5MM, VIDEO, CASSETTE	NO	306	2,677
	TRINIDAD @ TOBAGO.....		306	2,677
8523130080	UNRECORDED MAGNETIC TAPE >6.5MM, NESOI	X		62,604
	DOMINICAN REPUBLIC.....			62,604
8523200000	UNRECORDED MAGNETIC DISCS	NO	2,816	163,599
	MEXICO.....		2,125	29,839
	THAILAND.....		2	6,476
	VENEZUELA.....		689	127,284
8523300000	UNRECORDED, CARDS INCORPORATING A MAGNETIC STRIPE	NO	25	3,108
	SINGAPORE.....		25	3,108
8524310000	LASER DISCS, FOR REPRODUCING OTHER THAN SOUND/IMAGE	NO	155	49,631
	AUSTRALIAN ISLANDS.....		31	2,921
	COLOMBIA.....		40	3,840
	FRANCE.....		16	5,090
	HONDURAS.....		47	4,500
	ITALY.....		18	17,384
	TRINIDAD @ TOBAGO.....		2	3,396
	VENEZUELA.....		1	12,500
8524320000	LASER DISC FOR REPRODUCING SOUND ONLY	NO	1,524	43,420
	NETHERLANDS.....		1,524	43,420
8524390000	DISCS FOR LASER READING SYSTEMS, NESOI	NO	6,740	215,347
	HONG KONG.....		6,006	30,028
	ISRAEL.....		155	37,985
	ITALY.....		1	122,459
	NETHERLANDS.....		576	2,875
	SWEDEN.....		2	22,000
8524400000	MAGNET TAPES FR REPRODUCING OTHER THAN SOUND/IMAGE	NO	1,028	68,348
	BRITISH VIRGIN ISLANDS.....		968	54,463
	CHILE.....		1	4,840
	ISRAEL.....		50	5,300
	PANAMA.....		9	3,745
8524521040	VIDEO TAPE RECORDNG >4MM AND =<6.5MM, IN CASSETTES	NO	5,193	27,891
	DOMINICAN REPUBLIC.....		4,130	4,791
	IRELAND.....		1,063	23,100
8524532000	OTHR MAGNET TAPE RECORDNG >6.5MM, EXCEPT VIDEO	NO	1	10,398
	COLOMBIA.....		1	10,398
8524600000	RECORDED, CARDS INCORP. A MAGNETIC STRIPE	NO	25	17,297
	MALAYSIA.....		25	17,297
8524910000	OTHR RECORDED MEDIA, NESOI, FOR REPROD OTHR THAN S/I	NO	179	60,959
	BRAZIL.....		30	5,752
	CAYMAN ISLANDS.....		59	4,300
	GERMANY.....		86	15,182
	ITALY.....		3	30,928
	RUSSIA.....		1	4,797
8524990000	RECORDED MEDIA, NESOI	NO	1,475	120,791
	BRITISH VIRGIN ISLANDS.....		1	12,733
	CAYMAN ISLANDS.....		1	3,875
	CHILE.....		1	5,000
	CHINA, PEOPLE'S REP. (MAINLAND).....		2	4,800
	DOMINICAN REPUBLIC.....		2	6,120
	ISRAEL.....		1,461	55,200
	REP. OF SOUTH AFRICA.....		1	5,118
	REPUBLIC OF KOREA.....		2	11,964
	SPAIN.....		1	3,853
	TANZANIA.....		1	9,400
	VENEZUELA.....		2	2,728
8525102050	OTHER TRANSMISSION APPARATUS FOR TELEVISION	X		15,215,948
	ARUBA.....			3,838
	HONG KONG.....			279,626
	ISRAEL.....			3,462
	NETHERLAND ANTIL. EXC ARUBA.....			4,490
	UNITED KINGDOM OF GT BRITAIN.....			14,924,532
8525106050	RADIO TRANSMITTERS > 30 MHZ BUT =< 400 MHZ	NO	34	207,965
	BRAZIL.....		5	3,260
	JAPAN.....		23	190,943
	UNITED KINGDOM OF GT BRITAIN.....		6	13,762
8525106090	RADIO TRANSMITTERS FOR FREQ EXCEEDING 1000 MHZ	NO	638	5,157,962
	AUSTRALIAN ISLANDS.....		2	2,700
	AUSTRIA.....		5	6,400
	GERMANY.....		5	868,589

TABLE 5 - EXPORTS OF MERCHANDISE FROM PUERTO RICO TO FOREIGN COUNTRIES,  
BY COMMODITY AND COUNTRY OF DESTINATION: FISCAL YEAR 2000

COMM-CODE	COMMODITY AND UNIT OF QUANTITY	QUANTITY	VALUE-\$
	JAPAN.....	125	1,499,594
	NETHERLANDS.....	5	39,600
	UNITED KINGDOM OF GT BRITAIN.....	496	2,741,079
8525108040	COMMUNICATIONS TRANSMISSION APPARATUS,NESOI X		172,348
	GERMANY.....		138,400
	TRINIDAD @ TOBAGO.....		33,948
8525201000	RADIO TRANSCEIVERS, CITIZENS BAND (CB) TYPE NO	271	55,537
	DOMINICAN REPUBLIC.....	160	19,825
	FINLAND.....	5	13,112
	HAITI.....	24	2,900
	NETHERLAND ANTIL. EXC ARUBA.....	77	16,450
	NETHERLANDS.....	5	3,250
8525202000	RADIO TRANSCIEVERS, LOW POWER, 49.8 MHZ TO 49.90MH NO	430	107,000
	NETHERLAND ANTIL. EXC ARUBA.....	37	9,000
	REPUBLIC OF KOREA.....	393	98,000
8525203055	RADIO TRANSCEIVERS, NESOI,> 400 MHZ NO	491	1,972,838
	EGYPT.....	488	1,955,645
	RUSSIA.....	3	17,193
8525209020	RADIO TELEPHONES FOR INSTALLATION IN MOTOR VEHICLE NO	14,172	2,961,499
	BERMUDA.....	1	3,026
	COLOMBIA.....	1	3,210
	COSTA RICA.....	1	2,900
	DOMINICAN REPUBLIC.....	40	3,521
	ISRAEL.....	14,100	2,938,147
	JAMAICA.....	1	3,725
	NETHERLAND ANTIL. EXC ARUBA.....	28	6,970
8525209040	RADIO PHONES, NT MOTOR VHCL, PBLIC CELLULAR SRVCE NO	13,636	1,213,786
	ARUBA.....	31	2,700
	BARBADOS.....	124	10,734
	DOMINICAN REPUBLIC.....	13,413	1,186,577
	PANAMA.....	68	13,775
8525209080	TRANSMISSION APPTS INCORPORATING RECEIVERS,NESOI X		747,626
	BRITISH VIRGIN ISLANDS.....		160,106
	DOMINICAN REPUBLIC.....		575,532
	NETHERLAND ANTIL. EXC ARUBA.....		11,988
8525300020	TELEVISION CAMERAS, COLOR NO	835	392,286
	TRINIDAD @ TOBAGO.....	835	392,286
8525404000	DIGITAL STILL IMAGE VIDEO CAMERAS NO	4,119	3,350,723
	ARUBA.....	287	205,650
	DOMINICAN REPUBLIC.....	100	19,830
	JAMAICA.....	35	25,195
	NETHERLAND ANTIL. EXC ARUBA.....	3,697	3,100,048
8525408020	8MM CAMCORDERS NO	1,321	771,132
	ANTIGUA.....	4	3,215
	ARUBA.....	52	34,270
	DOMINICAN REPUBLIC.....	10	4,701
	JAMAICA.....	6	2,880
	NETHERLAND ANTIL. EXC ARUBA.....	1,249	726,066
8525408050	CAMCORDERS EXCEPT 8MM NO	236	121,737
	ANTIGUA.....	3	2,870
	ARUBA.....	82	34,547
	NETHERLAND ANTIL. EXC ARUBA.....	151	84,320
8525408085	STILL VIDEO CAMERAS & OTHR VID CAM RECORDERS,NESOI NO	2,100	1,783,934
	ANTIGUA.....	20	14,570
	ARUBA.....	52	34,570
	DOMINICAN REPUBLIC.....	72	221,973
	NETHERLAND ANTIL. EXC ARUBA.....	1,949	1,508,911
	ST. LUCIA.....	7	3,910
8526100010	RADAR APPARATUS FOR USE IN CIVIL AIRCRAFT NO	4	22,140
	SWITZERLAND.....	4	22,140
8526910010	RADIO NAVIGATIONAL AID APPARA FOR CIVIL AIRCRAFT NO	3	3,888
	GERMANY.....	3	3,888
8526910030	RADIO NAVIGATIONAL AID APPARATUS, RECEPTION ONLY NO	92	187,374
	AUSTRALIAN ISLANDS.....	2	7,803
	CHINA (TAIWAN).....	2	14,278
	FRANCE.....	2	15,476
	GERMANY.....	3	11,013
	ITALY.....	4	43,624
	JAPAN.....	5	5,128
	NETHERLANDS.....	12	12,190

TABLE 5 - EXPORTS OF MERCHANDISE FROM PUERTO RICO TO FOREIGN COUNTRIES,  
BY COMMODITY AND COUNTRY OF DESTINATION: FISCAL YEAR 2000

COMM-CODE	COMMODITY AND UNIT OF QUANTITY	QUANTITY	VALUE-\$
	SWEDEN.....	1	7,929
	UNITED ARAB EMIRATES.....	1	7,203
	UNITED KINGDOM OF GT BRITAIN.....	60	62,730
8526910070	RADIO NAVIGATIONAL AID APPARATUS,NESOI NO	1	2,660
	MEXICO.....	1	2,660
8527120000	POCKET-SIZE RADIO CASSETTE PLAYERS NO	101	27,201
	BARBADOS.....	17	4,563
	DOMINICAN REPUBLIC.....	66	17,781
	NETHERLAND ANTIL. EXC ARUBA.....	18	4,857
8527136000	RADIOBROADCAST RECEIVERS, BATTERY TYPE, NESOI NO	254	20,539
	DOMINICAN REPUBLIC.....	35	5,900
	NETHERLAND ANTIL. EXC ARUBA.....	218	7,855
	RUSSIA.....	1	6,784
8527190000	RADIOBROADCAST RECEIVERS, BATTERY TYPE, NESOI NO	401	11,633
	BARBADOS.....	191	4,783
	DOMINICAN REPUBLIC.....	200	4,200
	NETHERLAND ANTIL. EXC ARUBA.....	10	2,650
8527210000	RADIOBROADCAST RECEIVERS FOR MOTOR VEHICLES W RCOS NO	20	2,680
	NETHERLAND ANTIL. EXC ARUBA.....	20	2,680
8527310000	RADIOBROADCAST RECEIVERS,NESOI,WITH SOUND RECORDER NO	7,874	2,123,585
	ARUBA.....	148	54,963
	BARBADOS.....	1,641	469,125
	DOMINICA.....	68	12,472
	DOMINICAN REPUBLIC.....	3,276	806,925
	GUADELOUPE.....	28	8,940
	GUYANA.....	151	45,059
	HAITI.....	101	23,276
	JAMAICA.....	63	29,435
	NETHERLAND ANTIL. EXC ARUBA.....	1,611	509,764
	PANAMA.....	392	60,916
	ST. LUCIA.....	211	51,081
	SURINAME.....	43	9,373
	TRINIDAD @ TOBAGO.....	141	42,256
8527390000	RADIOBROADCAST RECEIVERS,NESOI NO	1,469	210,452
	DOMINICAN REPUBLIC.....	632	97,863
	PANAMA.....	837	112,589
8527908075	RECEPTION APPARATUS RADIO COMMUNICATIONS,NESOI X		28,862
	HONG KONG.....		7,100
	ISRAEL.....		21,762
8528123000	RECEP APP FOR TV,COLOR,INC VIDEO RCRDNG/REPROD APP NO	584	246,217
	DOMINICAN REPUBLIC.....	70	55,022
	NETHERLAND ANTIL. EXC ARUBA.....	21	6,695
	NETHERLANDS.....	493	184,500
8528126040	RECEP APP FOR TV,COLOR,HAVNG A PICTURE TUBE > 52CM NO	2,852	1,213,512
	ANTIGUA.....	4	2,560
	ARUBA.....	536	144,385
	BARBADOS.....	99	63,307
	DOMINICAN REPUBLIC.....	670	262,178
	GUADELOUPE.....	58	28,314
	GUYANA.....	16	7,245
	HAITI.....	150	52,448
	JAMAICA.....	18	18,120
	MEXICO.....	100	106,000
	NETHERLAND ANTIL. EXC ARUBA.....	1,110	489,018
	ST. LUCIA.....	5	6,095
	SURINAME.....	38	11,234
	TRINIDAD @ TOBAGO.....	48	22,608
8528126057	RECEP APP FOR TV,COLOR,NESOI,WITHOUT PICTURE TUBE NO	1	3,120
	JAMAICA.....	1	3,120
8528130080	RECEPTION APPARATUS FOR TV, MONOCHROME, NESOI NO	148	14,700
	ARUBA.....	100	2,700
	DOMINICAN REPUBLIC.....	48	12,000
8528210000	VIDEO MONITORS, COLOR NO	5	28,310
	GERMANY.....	5	28,310
8529102090	TELEVISION ANTENNA REFLECTORS X		681,318
	DOMINICAN REPUBLIC.....		681,318
8529106000	ANTENNAS & PARTS,NESOI,FOR HOG 8525 TO 8528 X		5,872
	CANADA.....		5,872
8529901000	TELEVISION TUNERS X		8,920
	TRINIDAD @ TOBAGO.....		8,920

TABLE 5 - EXPORTS OF MERCHANDISE FROM PUERTO RICO TO FOREIGN COUNTRIES,  
BY COMMODITY AND COUNTRY OF DESTINATION: FISCAL YEAR 2000

COMM-CODE	COMMODITY AND UNIT OF QUANTITY	QUANTITY	VALUE-\$
8529903000	PARTS OF TELEVISION CAMERAS	X	3,444
	DOMINICAN REPUBLIC.....		3,444
8529903800	PARTS,NESOI,FOR TV APPARATUS, HEADINGS 8525-8528	X	4,350
	NETHERLAND ANTIL. EXC ARUBA.....		4,350
8529904720	PARTS FOR RADAR APPARATUS	X	42,718
	ISRAEL.....		8,272
	ITALY.....		3,114
	JAPAN.....		31,332
8529904740	PARTS FOR RADIO NAVIGATIONAL AID APPARATUS	X	7,880
	AUSTRALIAN ISLANDS.....		5,105
	MEXICO.....		2,775
8529904760	PARTS FOR RADIO REMOTE CONTROL APPARATUS	X	27,956
	ISRAEL.....		2,622
	ITALY.....		16,249
	SWEDEN.....		9,085
8529905000	PARTS, NESOI, OF APPARATUS IN HEADINGS 8525 TO 852	X	471,647
	COSTA RICA.....		9,463
	DOMINICAN REPUBLIC.....		457,809
	MEXICO.....		4,375
8530800000	ELECTRICAL SIGNALING OR TRAFFIC CONTROL EQPT,NESOI	X	46,442
	NETHERLAND ANTIL. EXC ARUBA.....		46,442
8531100025	SMOKE DETECTORS, NESOI	NO	3,703
	ARUBA.....		10
	NETHERLANDS.....		3,693
8531100045	BURGLAR OR FIRE ALARMS AND SIMILAR APPARATUS,NESOI	NO	103,889
	ARGENTINA.....		2,050
	AUSTRALIAN ISLANDS.....		2,240
	BELGIUM.....		69,662
	DOMINICAN REPUBLIC.....		1,870
	FRANCE.....		100
	GERMANY.....		22,448
	HONG KONG.....		72
	ITALY.....		320
	JAPAN.....		215
	REPUBLIC OF KOREA.....		334
	SINGAPORE.....		3,425
	SPAIN.....		382
	SWITZERLAND.....		771
8531200020	INDICATOR PANALS INCORPORATING LCD'S	X	28,913
	CANADA.....		19,216
	UNITED KINGDOM OF GT BRITAIN.....		9,697
8531200040	INDICATOR PANELS INCORPORATING LED'S	X	518,872
	CANADA.....		518,872
8531809050	OTHER SIGNALING DEVICES, ELECTRIC, NESOI	X	53,560
	DOMINICAN REPUBLIC.....		53,560
8531900000	PARTS OF ELECTRIC SOUND OR VISUAL SIGNALING APRTS	X	12,368,348
	BELGIUM.....		344,391
	CANADA.....		262,077
	CHILE.....		561,000
	COLOMBIA.....		13,316
	FRANCE.....		40,879
	IRELAND.....		2,947,090
	ISRAEL.....		72,000
	MEXICO.....		1,308,876
	NETHERLANDS.....		6,277,627
	POLAND.....		3,240
	REPUBLIC OF KOREA.....		522,930
	SINGAPORE.....		14,922
8532100000	FIXED CAPACITORS, 50-60 HZ, POWER, CPCTY => 5 KVAR	NO	12,436,321
	DOMINICAN REPUBLIC.....		12,412,240
	ISRAEL.....		24,071
	TRINIDAD @ TOBAGO.....		10
8532210050	TANTALUM ELECTROLYTIC FIXED CAPACITORS,SMD	NO	7,469
	ISRAEL.....		7,469
8532210080	OTHER TANTALUM ELECTROLYTIC FIXED CAPACITORS, NESI	NO	1,722,818
	DOMINICAN REPUBLIC.....		1,696,109
	ITALY.....		26,709
8532220040	FIXED CAPACITORS, ALUMINUM ELECTROLYTIC>18BUT=<35	NO	6,721,128
	DOMINICAN REPUBLIC.....		6,721,128
8532230020	FIXED CAPACITORS, CERAMIC, DIELECTRIC SL LYR CHIPS	NO	510,368
			15,665



TABLE 5 - EXPORTS OF MERCHANDISE FROM PUERTO RICO TO FOREIGN COUNTRIES,  
BY COMMODITY AND COUNTRY OF DESTINATION: FISCAL YEAR 2000

COMM-CODE	COMMODITY AND UNIT OF QUANTITY	QUANTITY	VALUE-\$
	CANADA.....	10,368	10,990
	DOMINICAN REPUBLIC.....	500,000	4,675
8532240020	FIXED CAPACITORS, CERAMIC, DIELECTRIC MLTLYR CHIPS NO	23,200	9,013
	ISRAEL.....	23,200	9,013
8532250010	FIXED CAPACITORS, PAPER, PLASTIC, AC, < 300 V NO	1,456	195,101
	AUSTRALIAN ISLANDS.....	7	68,145
	BELGIUM.....	2	29,412
	GERMANY.....	1,350	21,659
	UNITED KINGDOM OF GT BRITAIN.....	97	75,885
8532290040	FIXED CAPACITORS, NESOI NO	795,572	123,003
	DOMINICAN REPUBLIC.....	790,372	105,365
	SINGAPORE.....	5,200	17,638
8532300090	VARIABLE OR ADJUSTABLE CAPACITORS, NESOI NO	32,123	26,854
	ISRAEL.....	32,123	26,854
8532900000	PARTS FOR ELECTRICAL CAPACITORS X		11,342
	UNITED KINGDOM OF GT BRITAIN.....		11,342
8533100020	FIXED CARBON RESISTORS SURFACE MOUNTED FILM, >2 TM NO	1,500	6,789
	COSTA RICA.....	1,500	6,789
8533100070	FIXED CARBON RESISTORS FILM, COMPOSITION, 2 LEADS NO	45	27,453
	UNITED KINGDOM OF GT BRITAIN.....	45	27,453
8533210090	FIXED RESISTORS NESOI, =< 20W, 2 LEADS, NESOI NO	71,491	5,362
	ISRAEL.....	71,491	5,362
8533290000	FIXED RESISTORS NESOI > 20 W POWER HDLG CPCY NO	52,938	4,150
	ITALY.....	52,938	4,150
8533390040	WIREWOUND VARIABLE RESISTORS, DIMMERS NO	17,086,632	860,931
	GUADELOUPE.....	1,201,690	77,344
	ST.CHRISTOPHER-NEVIS.....	15,884,652	774,307
	UNITED KINGDOM OF GT BRITAIN.....	290	9,280
8533400080	VARIABLE RESISTORS, NESOI NO	37,802	13,187
	DOMINICAN REPUBLIC.....	37,800	7,825
	HONG KONG.....	2	5,362
8533900000	PARTS FOR RESISTORS, RHEOSTATS, POTETIOMETERS X		110,833
	DOMINICAN REPUBLIC.....		104,290
	UNITED KINGDOM OF GT BRITAIN.....		6,543
8534000020	PRINTED CIRCUITS OF PLASTIC/GLASS =>3 LAYERS, CNDT NO	31,750	358,239
	CHINA (TAIWAN).....	1	4,145
	DOMINICA.....	874	7,822
	GERMANY.....	871	81,891
	IRELAND.....	70	35,728
	MALAYSIA.....	27,120	217,773
	MEXICO.....	2,800	7,380
	UNITED KINGDOM OF GT BRITAIN.....	14	3,500
8534000040	PRINTED CIRCUITS OF PLASTIC/GLASS, NESOI NO	873	204,979
	DOMINICAN REPUBLIC.....	10	21,382
	IRELAND.....	290	169,293
	ISRAEL.....	573	14,304
8534000070	PRINTED CIRCUITS, PLASTIC IMPRG.,NOT FLEX, NESOI NO	3,024	47,634
	DENMARK.....	645	26,187
	ISRAEL.....	2,370	18,181
	MEXICO.....	9	3,266
8534000090	PRINTED CIRCUITS, NESOI NO	90,194	440,417
	DENMARK.....	500	8,288
	DOMINICAN REPUBLIC.....	7,706	27,155
	GERMANY.....	1	6,086
	IRELAND.....	246	34,116
	JAPAN.....	2,343	285,167
	MEXICO.....	187	18,531
	UNITED KINGDOM OF GT BRITAIN.....	79,211	61,074
8534000095	PRINTED CIRCUITS, NESOI NO	36,242	94,633
	CANADA.....	800	3,528
	CHINA (TAIWAN).....	15,026	18,933
	DOMINICAN REPUBLIC.....	1	12,500
	IRELAND.....	98	10,932
	ISRAEL.....	51	2,551
	NETHERLANDS.....	2	2,605
	PANAMA.....	7	24,500
	SINGAPORE.....	97	10,819
	UNITED KINGDOM OF GT BRITAIN.....	20,160	8,265
8535210000	AUTOMATIC CIRCUIT BREAKERS > 1000 V BUT < 72.5 KV NO	4	27,648
	JAPAN.....	4	27,648

TABLE 5 - EXPORTS OF MERCHANDISE FROM PUERTO RICO TO FOREIGN COUNTRIES,  
BY COMMODITY AND COUNTRY OF DESTINATION: FISCAL YEAR 2000

COMM-CODE	COMMODITY AND UNIT OF QUANTITY		QUANTITY	VALUE-\$
8535300080	ISOLATING SWITCH & MAKE & BREAK SWITCH,NESOI>1000V	NO	1	2,600
	BRITISH VIRGIN ISLANDS.....		1	2,600
8535400000	LIGHTNING ARRESTERS,VOLTAGE LIMITERS,SURGE SUPPRES	X		2,353,388
	BELGIUM.....			7,020
	BRAZIL.....			29,312
	DENMARK.....			3,400
	DOMINICAN REPUBLIC.....			60,164
	GERMANY.....			198,332
	HONG KONG.....			685,240
	PERU.....			1,207,916
	REPUBLIC OF KOREA.....			4,594
	SAUDI ARABIA.....			7,460
	SPAIN.....			101,045
	TRINIDAD @ TOBAGO.....			32,945
	UNITED KINGDOM OF GT BRITAIN.....			15,960
8535908020	TERMINALS, ELC SPLICES AND ELC COUPLINGS	NO	32	25,666
	DOMINICAN REPUBLIC.....		32	25,666
8535908040	ELECTRICAL CONNECTORS, NESOI > 1000 V	NO	245,737	226,172
	DOMINICAN REPUBLIC.....		2	60,000
	HONG KONG.....		232,002	151,713
	ITALY.....		5,655	5,954
	JAPAN.....		8,078	8,505
8535908060	ELECT SWITCHING & CIRCUIT PROTECTION APPRTS, NESOI	NO	13,628,052	1,780,499
	CHINA (TAIWAN).....		15	7,112
	DOMINICA.....		4,261,279	220,741
	DOMINICAN REPUBLIC.....		9,039,001	1,180,479
	FRANCE.....		1	3,056
	HONG KONG.....		43,248	83,645
	MEXICO.....		33,394	2,741
	NETHERLANDS.....		226,367	111,400
	SINGAPORE.....		24,434	72,155
	THAILAND.....		313	99,170
8536100040	FUSES =< 1000 V, NESOI	NO	22,420,239	6,476,498
	BRAZIL.....		28	26,227
	CANADA.....		97	4,321
	DOMINICA.....		6,348	285,408
	DOMINICAN REPUBLIC.....		22,413,564	6,150,766
	REP. OF SOUTH AFRICA.....		2	7,176
	UNITED KINGDOM OF GT BRITAIN.....		200	2,600
8536200020	AUTOMATIC CIRCUIT BREAKERS =< 1000 V, MOLDED CASE	NO	6,997,612	16,420,076
	BRAZIL.....		4,815	578,304
	CHINA,PEOPLE'S REP.(MAINLAND).....		5	16,712
	COSTA RICA.....		582,996	1,356,431
	DOMINICAN REPUBLIC.....		5,259,803	3,958,864
	EGYPT.....		311,600	453,200
	FRANCE.....		22,215	1,308,211
	GERMANY.....		172,309	5,496,966
	HONG KONG.....		974	33,852
	ISRAEL.....		1	3,972
	POLAND.....		7	30,660
	REP. OF SOUTH AFRICA.....		9,239	99,789
	SAUDI ARABIA.....		262,424	612,200
	SINGAPORE.....		128	7,424
	UNITED ARAB EMIRATES.....		76,177	163,201
	UNITED KINGDOM OF GT BRITAIN.....		15,440	454,789
	VENEZUELA.....		279,479	1,845,501
8536200040	AUTOMATIC CIRCUIT BREAKERS =< 1000 V, NESOI	NO	66,600	1,084,371
	BRAZIL.....		16,689	323,721
	CANADA.....		74	137,128
	DOMINICAN REPUBLIC.....		24,116	59,760
	EGYPT.....		344	21,206
	FRANCE.....		314	44,113
	ISRAEL.....		58	102,911
	REP. OF SOUTH AFRICA.....		6	16,868
	SINGAPORE.....		8,565	45,689
	UNITED ARAB EMIRATES.....		2	7,888
	UNITED KINGDOM OF GT BRITAIN.....		16,432	325,087
8536300000	OTHER APPARATUS FOR PROTECTING ELC CRTS =< 1000 V	X		404,348
	BRAZIL.....			58,943
	CANADA.....			187,178

TABLE 5 - EXPORTS OF MERCHANDISE FROM PUERTO RICO TO FOREIGN COUNTRIES,  
BY COMMODITY AND COUNTRY OF DESTINATION: FISCAL YEAR 2000

COMM-CODE	COMMODITY AND UNIT OF QUANTITY	QUANTITY	VALUE-\$
	DOMINICAN REPUBLIC.....		2,672
	ISRAEL .....		5,265
	JAPAN.....		12,042
	NETHERLAND ANTIL. EXC ARUBA.....		32,490
	NETHERLANDS.....		4,065
	SINGAPORE.....		71,400
	UNITED ARAB EMIRATES.....		2,549
	UNITED KINGDOM OF GT BRITAIN.....		27,744
8536410030	RLYS (EXCPT ELCTMCHL & ASF) =< 60V, & CNTCTS < 10A NO 22	22	526,000
	HONG KONG.....	22	526,000
8536410045	CONTACTORS, =<60 V, CNTCTS =>10 A, EXCPT ASF NO 19	19	15,452
	UNITED KINGDOM OF GT BRITAIN.....	19	15,452
8536410060	RELAYS FOR PROTECTING ELECTRICAL CIRCUITS, =< 60 V NO 6,370	6,370	674,602
	ARUBA.....	1	7,306
	HONG KONG.....	5,781	526,000
	NETHERLAND ANTIL. EXC ARUBA.....	584	118,481
	NEW ZEALAND ISLANDS.....	2	3,506
	UNITED KINGDOM OF GT BRITAIN.....	1	10,547
	VENEZUELA.....	1	8,762
8536490065	RELAYS > 60 V, CONTACTORS NO 7,927	7,927	104,744
	BRAZIL.....	104	2,577
	COSTA RICA.....	416	6,288
	SINGAPORE.....	179	4,462
	UNITED KINGDOM OF GT BRITAIN.....	7,228	91,417
8536490075	RELAYS > 60 V, ELECTROMECHANICAL NO 12,526	12,526	426,169
	CHINA (TAIWAN).....	1	8,047
	POLAND.....	1	19,500
	REPUBLIC OF KOREA.....	1	11,137
	SINGAPORE.....	1	10,927
	SPAIN.....	12,517	369,694
	SWITZERLAND.....	1	3,606
	THAILAND.....	4	3,258
8536490080	RELAYS > 60 V, NESOI NO 614	614	65,761
	AUSTRALIAN ISLANDS.....	1	5,514
	BRAZIL.....	209	24,526
	DOMINICAN REPUBLIC.....	371	9,241
	MEXICO.....	1	4,239
	UNITED KINGDOM OF GT BRITAIN.....	32	22,241
8536504000	MOTOR STARTERS NO 76	76	11,819
	BRAZIL.....	25	3,524
	COSTA RICA.....	20	3,131
	NETHERLAND ANTIL. EXC ARUBA.....	1	2,575
	UNITED KINGDOM OF GT BRITAIN.....	30	2,589
8536509020	SWITCHES, ROTARY, RATED AT NOT OVER 5 A NO 131	131	2,844
	UNITED KINGDOM OF GT BRITAIN.....	131	2,844
8536509025	SWITCHES, ROTARY, RATED AT OVER 5 A NO 9,642	9,642	47,341
	HONG KONG.....	9,641	43,382
	SAUDI ARABIA.....	1	3,959
8536509030	SWITCHES, PUSH-BUTTON, RATED AT NOT OVER 5 A NO 2,016	2,016	3,814
	UNITED KINGDOM OF GT BRITAIN.....	2,016	3,814
8536509035	SWITCHES, PUSH-BUTTON, RATED AT OVER 5 A NO 1,025	1,025	2,675
	UNITED KINGDOM OF GT BRITAIN.....	1,025	2,675
8536509040	SNAP ACTION SWITCHES,OTHER THAN LIMIT, <=1000 V NO 6,562	6,562	11,260
	ISRAEL .....	6,562	11,260
8536509065	OTHER SWITCHES, VOLTAGE NOT EXCEEDING 1000V, NESOI NO 44,690	44,690	115,729
	CANADA.....	177	36,730
	DOMINICAN REPUBLIC.....	185	4,954
	IRELAND.....	1	3,085
	ISRAEL .....	15,694	24,325
	ITALY.....	14,896	23,086
	NETHERLANDS.....	2,784	4,314
	UNITED KINGDOM OF GT BRITAIN.....	10,953	19,235
8536610000	LAMPHOLDERS NO 233,545	233,545	341,764
	SPAIN.....	14,354	30,133
	UNITED KINGDOM OF GT BRITAIN.....	219,191	311,631
8536694010	ELECTRICAL CONNECTORS, COAXIAL TYPE, <= 1,000 V NO 8,280,902	8,280,902	9,629,951
	AUSTRALIAN ISLANDS.....	26,041	40,195
	BELGIUM.....	15,650	83,633
	DENMARK.....	1,600	3,536
	DOMINICAN REPUBLIC.....	7,360,111	7,228,464

TABLE 5 - EXPORTS OF MERCHANDISE FROM PUERTO RICO TO FOREIGN COUNTRIES,  
BY COMMODITY AND COUNTRY OF DESTINATION: FISCAL YEAR 2000

COMM-CODE	COMMODITY AND UNIT OF QUANTITY	QUANTITY	VALUE-\$
	FRANCE.....	23,490	123,805
	GERMANY.....	17,717	89,004
	HONG KONG.....	4,974	163,217
	HUNGARY.....	1,600	3,424
	IRELAND.....	14,000	33,239
	ITALY.....	57,317	222,981
	JAPAN.....	13,178	38,529
	NETHERLANDS.....	1,136	15,841
	SINGAPORE.....	4,509	41,358
	SPAIN.....	6,300	32,130
	SWEDEN.....	29,813	96,207
	UNITED KINGDOM OF GT BRITAIN.....	703,466	1,414,388
8536694020	ELECTRICAL CONNECTORS, CYLINDRICAL, MULTICONTACT NO	1	6,137
	ISRAEL.....	1	6,137
8536694030	ELECTRICAL CONNECTORS, RACK AND PANEL TYPE<=1000 V NO	15,700	30,913
	SINGAPORE.....	15,700	30,913
8536694040	ELECTRICAL CONNECTORS, PRNTED CRCT TYPE <=1,000 V NO	91,250	94,854
	BRAZIL.....	3,535	5,125
	CHINA (TAIWAN).....	8,986	13,029
	HONG KONG.....	60,435	59,535
	ISRAEL.....	8,794	12,750
	JAPAN.....	9,500	4,415
8536695050	ELECTRICAL CONNECTORS, FOR VOLTAGE<=1,000 V, NESOI X		2,891,284
	BELGIUM.....		243,352
	CANADA.....		341,605
	CHINA (TAIWAN).....		23,443
	DOMINICAN REPUBLIC.....		817,785
	FRANCE.....		581,530
	GERMANY.....		145,148
	HONG KONG.....		12,241
	ISRAEL.....		3,640
	ITALY.....		127,878
	JAPAN.....		37,062
	MEXICO.....		7,820
	NETHERLANDS.....		18,955
	SINGAPORE.....		26,437
	SPAIN.....		41,910
	SWEDEN.....		307,895
	UNITED ARAB EMIRATES.....		3,135
	UNITED KINGDOM OF GT BRITAIN.....		151,448
8536904000	TERMINALS,ELECTR SPLICES & COUPLINGS,WAFFER PROBES X		433,360
	CANADA.....		64,568
	DOMINICAN REPUBLIC.....		178,375
	HAITI.....		92,574
	IRELAND.....		3,393
	TRINIDAD @ TOBAGO.....		94,450
8536908085	ELECT APPARATUS FOR SWTCH & PROTECT CIRCUITS NESOI X		1,030,452
	CANADA.....		20,713
	DOMINICA.....		12,229
	DOMINICAN REPUBLIC.....		212,143
	ISRAEL.....		6,453
	JAPAN.....		12,615
	MALAYSIA.....		36,600
	NETHERLAND ANTIL. EXC ARUBA.....		660,924
	NETHERLANDS.....		34,729
	SINGAPORE.....		3,784
	UNITED KINGDOM OF GT BRITAIN.....		30,262
8537106000	MOTOR CONTROL CENTERS FOR A VOLTAGE NOT EXC. 1000V NO	293	116,641
	ISRAEL.....	17	6,641
	MEXICO.....	276	110,000
8537109020	SWITCHGEAR ASSEMBLIES AND SWITCHBOARDS =< 1000 V NO	12	110,491
	DOMINICAN REPUBLIC.....	10	7,080
	ISRAEL.....	1	3,411
	VENEZUELA.....	1	100,000
8537109050	ELECTRICAL PANEL & DISTRIBUTION BOARDS =< 1000 V NO	2,363	1,181,238
	CANADA.....	16	846,199
	DOMINICAN REPUBLIC.....	2,106	310,957
	FRANCE.....	241	24,082
8537109060	PROGRAMABLE CONTROLLERS NO	131	1,354,171
	CANADA.....	65	1,220,765

TABLE 5 - EXPORTS OF MERCHANDISE FROM PUERTO RICO TO FOREIGN COUNTRIES,  
BY COMMODITY AND COUNTRY OF DESTINATION: FISCAL YEAR 2000

COMM-CODE	COMMODITY AND UNIT OF QUANTITY	QUANTITY	VALUE-\$
	SINGAPORE.....	62	35,938
	UNITED KINGDOM OF GT BRITAIN.....	4	97,468
8537109070	ELECT APPARATUS EQP WITH APTS FRM HD 8535&36,NESOI.....	60,780	2,404,169
	CANADA.....	60,780	2,404,169
8537200040	ELECTRICAL APPARATUS EQP WITH APTS FM HD 8535&36.....	8,127	366,695
	CANADA.....	57	221,695
	HONG KONG.....	8,050	65,000
	VENEZUELA.....	20	80,000
8538100000	BOARDS, PANELS, CONSOLES ETC OF 8537 LESS APTS.....	X	690,571
	DOMINICAN REPUBLIC.....		687,663
	UNITED KINGDOM OF GT BRITAIN.....		2,908
8538907020	PARTS OF AUTO CIR BREAKERS FOR HEAD 8535/8536/8537.....	X	81,153,523
	ARUBA.....		4,240
	BRAZIL.....		243,699
	BRITISH VIRGIN ISLANDS.....		7,428
	CHINA,PEOPLE'S REP.(MAINLAND).....		300,175
	DOMINICA.....		1,023,674
	DOMINICAN REPUBLIC.....		78,218,656
	EGYPT.....		38,500
	FRANCE.....		1,164,739
	GERMANY.....		15,451
	IRELAND.....		6,741
	SAUDI ARABIA.....		2,800
	SINGAPORE.....		118,346
	TRINIDAD @ TOBAGO.....		6,018
	UNITED KINGDOM OF GT BRITAIN.....		3,056
8538907040	ELECTRICAL METAL CONTACTS FOR HEAD 8535,8536,8537.....	X	23,863
	UNITED KINGDOM OF GT BRITAIN.....		23,863
8538907060	PARTS NESOI OF SWITCHGEAR, FOR HD 8535, 8536, 8537.....	X	187,736
	DOMINICAN REPUBLIC.....		160,361
	EGYPT.....		23,693
	SINGAPORE.....		3,682
8538907080	PRTS SUITBL FOR USE W/APTS IN 8535,8536,8537,NESOI.....	X	3,314,300
	BRAZIL.....		4,400
	DOMINICA.....		287,562
	DOMINICAN REPUBLIC.....		2,410,061
	EGYPT.....		61,250
	FRANCE.....		10,603
	HONG KONG.....		23,028
	IRELAND.....		5,370
	ISRAEL.....		38,909
	ITALY.....		37,113
	JAMAICA.....		235,000
	MALTA @ GOZO.....		5,030
	NETHERLANDS.....		21,440
	REP. OF SOUTH AFRICA.....		6,531
	SINGAPORE.....		29,568
	UNITED KINGDOM OF GT BRITAIN.....		138,435
8539100040	SEALED BEAM LAMP UNITS =>15.24 CM.....	NO	631
	DOMINICAN REPUBLIC.....		631
8539212000	TUNGSTEN HALOGEN FILAMENT LAMPS =< 100 V.....	NO	4
	SLOVAK REPUBLIC(SLOVAKIA).....		4
8539214040	TUNGSTEN HALOGEN FILAMENT LAMPS > 100 V, & < 500 W.....	NO	215
	ANTIGUA.....		1
	DOMINICAN REPUBLIC.....		214
8539228050	FILAMENT LAMPS =< 150 W BUT > 100 V, NESOI INCL SD.....	NO	32,961
	BELIZE.....		32,400
	DOMINICAN REPUBLIC.....		561
8539292500	FILAMENT LAMPS,NESOI,=< 100 V EXCLUDING UV & IFRR.....	NO	293
	SWEDEN.....		293
8539294000	LAMPS NESOI > 100 V, FILAMENT.....	NO	789
	CHILE.....		789
8539390000	DISCHARGE LAMPS, (EX ULTRAVIOLET), NESOI.....	NO	433
	CHILE.....		2
	GERMANY.....		135
	ITALY.....		296
8539490080	ELECTRIC LAMPS NESOI INCLUDING INFRARED.....	NO	5
	CHINA,PEOPLE'S REP.(MAINLAND).....		5
8539900000	PARTS FOR ELECTRIC FILAMENT OR DISCHARGE LAMPS.....	X	2,581,750
	ARGENTINA.....		32,880

TABLE 5 - EXPORTS OF MERCHANDISE FROM PUERTO RICO TO FOREIGN COUNTRIES,  
BY COMMODITY AND COUNTRY OF DESTINATION: FISCAL YEAR 2000

COMM-CODE	COMMODITY AND UNIT OF QUANTITY	QUANTITY	VALUE-\$
	BRAZIL.....		151,623
	COLOMBIA.....		108,482
	DOMINICAN REPUBLIC.....		852,851
	ECUADOR.....		233,901
	GERMANY.....		879,291
	HUNGARY.....		27,482
	INDONESIA.....		108,744
	JAPAN.....		107,031
	MEXICO.....		60,000
	SLOVAK REPUBLIC(SLOVAKIA).....		9,453
	VENEZUELA.....		10,012
8540202000	CATHODE RAY TV & OTHER PHOTOCATHODE TUBES NO 6	6	12,800
	ISRAEL.....	6	12,800
8540600055	CATHDE-RAY TUBES, NESOI, VIDEO DISPLY DIAG =<36CM NO 93	93	29,250
	ISRAEL.....	93	29,250
8540890060	LIGHT-SENSING TUBES NO 8	8	4,579
	HONG KONG.....	8	4,579
8540914000	PARTS, NESOI, FOR CATHODE RAY TUBES X		10,950
	UNITED KINGDOM OF GT BRITAIN.....		10,950
8540990000	PARTS, NESOI, FOR ELECTRON TUBES X		277,558
	AUSTRALIAN ISLANDS.....		163,590
	FRANCE.....		13,800
	GERMANY.....		6,480
	JAPAN.....		30,902
	MEXICO.....		43,434
	NETHERLANDS.....		2,677
	SPAIN.....		4,400
	UNITED KINGDOM OF GT BRITAIN.....		12,275
8541100060	MICROWAVE DIODES NO 6,872	6,872	35,650
	DOMINICAN REPUBLIC.....	1,872	32,350
	ISRAEL.....	5,000	3,300
8541100080	SEMICONDUCTOR DIODES NOT PHOTOSENSITVE > 0.5 A NO 1,118,278	1,118,278	374,675
	DOMINICAN REPUBLIC.....	1,051,878	313,807
	ISRAEL.....	35,129	16,861
	MALAYSIA.....	6,210	31,978
	SINGAPORE.....	25,061	12,029
8541290080	TRANSISTORS OTHER THAN PHOTOSENSITIVE => 1 W NO 198,081	198,081	34,458
	DOMINICAN REPUBLIC.....	67,700	23,764
	ISRAEL.....	3,281	4,100
	SINGAPORE.....	127,100	6,594
8541402000	PHOTOSENSITIVE SEMICONDUCTOR DEVICES, LED'S NO 99,528	99,528	51,783
	DOMINICAN REPUBLIC.....	62,553	37,387
	ISRAEL.....	36,975	14,396
8541406050	PHOTOSENSITIVE DIODES,NESOI NO 33,352	33,352	82,988
	DOMINICAN REPUBLIC.....	13,348	64,742
	ISRAEL.....	20,000	12,040
	JAPAN.....	4	6,206
8541407080	PHOTOSENSITIVE TRANSISTORS NO 203,300	203,300	32,103
	DOMINICAN REPUBLIC.....	203,300	32,103
8541408000	OPTICAL COUPLED ISOLATORS NO 164	164	4,428
	DOMINICAN REPUBLIC.....	164	4,428
8541409500	PHOTOSENSITIVE SEMICONDUCTOR DEVICES, NESOI NO 59,891	59,891	169,568
	DOMINICAN REPUBLIC.....	59,887	85,235
	ISRAEL.....	3	50,733
	REPUBLIC OF KOREA.....	1	33,600
8541500080	SEMICONDUCTOR DEVICES, NESOI NO 150	150	2,907
	ISRAEL.....	150	2,907
8541600025	MOUNTED PIEZOELECTRIC CRYSTALS, QUARTZ, <= 20 MHZ NO 109	109	9,648
	ITALY.....	109	9,648
8541600080	MOUNTED PIEZOELECTRIC CRYSTALS, EXCEPT QUARTZ NO 1,961	1,961	7,877
	ISRAEL.....	1,960	5,120
	NETHERLANDS.....	1	2,757
8541900000	PARTS FOR DIODES, TRANSISTORS & SMLR SEMICONDUCTRS X		86,814
	IRELAND.....		4,465
	ISRAEL.....		4,652
	ITALY.....		58,137
	SWEDEN.....		14,500
	UNITED KINGDOM OF GT BRITAIN.....		5,060
8542120000	CARDS INCORP. ELEC. INTEGRATED CRCT (SMART CARDS) NO 273,867	273,867	780,502
	ANTIGUA.....	3,158	9,000

TABLE 5 - EXPORTS OF MERCHANDISE FROM PUERTO RICO TO FOREIGN COUNTRIES,  
BY COMMODITY AND COUNTRY OF DESTINATION: FISCAL YEAR 2000

COMM-CODE	COMMODITY AND UNIT OF QUANTITY	QUANTITY	VALUE-\$
	CHINA (TAIWAN).....	23,217	66,167
	COLOMBIA.....	2,457	7,000
	GERMANY.....	184,174	524,892
	IRELAND.....	9,667	27,545
	ISRAEL.....	1,229	3,500
	UNITED KINGDOM OF GT BRITAIN.....	49,965	142,398
8542138027	MONOLITHIC INTEGRATED CRCT MOS DRAM <= 300000 BITS NO	26,235	72,145
	GERMANY.....	26,235	72,145
8542138028	MONOLITHIC INTEGRATED CRCT MOS DRAM > 300,000 BITS NO	116,900	4,191,042
	MALAYSIA.....	54,920	650,802
	REPUBLIC OF KOREA.....	980	2,940,000
	SINGAPORE.....	61,000	600,240
8542138044	MONOLITHIC INTEGRATED CRCT MOS SRAM > 300,000 BITS NO	12	7,050
	DOMINICAN REPUBLIC.....	12	7,050
8542138056	MONOLITHIC INTEGRATED CIRCUITS, DIGITAL, (EEPROM) NO	6,000	4,080
	ISRAEL.....	6,000	4,080
8542138065	MONOLITHIC INTEGRATED CIRCUITS DIGITAL MOS NESOI NO	5,491	58,623
	MALAYSIA.....	45	2,705
	SWEDEN.....	5,000	53,036
	UNITED KINGDOM OF GT BRITAIN.....	446	2,882
8542138066	MICROPROCESSORS, MOS, DGTL, SLCN, <=8 BIT BUS NO	15,188	28,181
	DENMARK.....	180	6,975
	SINGAPORE.....	15,008	21,206
8542138067	MICROPROCESSORS, MOS, DGTL, SLCN, 16 BIT BUS NO	1,358	4,753
	ISRAEL.....	1,358	4,753
8542138072	MONOLITHIC INTEGRATED CIRCUITS DIGITAL (MOS) NESOI NO	55,757	126,944
	FRANCE.....	9,000	27,000
	ISRAEL.....	369	3,285
	ITALY.....	88	7,972
	MALAYSIA.....	44,975	77,042
	SINGAPORE.....	1,085	3,785
	SPAIN.....	240	7,860
8542138092	MNLTHIC I/C'S DGTL, MEMORY, EXC SLCN, MOS, NESOI NO	371,307	1,109,932
	FINLAND.....	681	53,655
	GERMANY.....	295,442	842,005
	JAPAN.....	75,184	214,272
8542138096	MNLTHC I/C'S DGTL, EXC MEMORY OR SILICON, MOS, NESOI NO	109,683	94,309
	ISRAEL.....	4,311	84,305
	SINGAPORE.....	105,372	10,004
8542148012	MONOLITHIC I/C'S DGTL, BPR, SLCN, EXC MMRY, (ECL) NO	1,663	59,871
	UNITED KINGDOM OF GT BRITAIN.....	1,663	59,871
8542198096	MNLTHC I/C'S DGTL, EXC MMRY OR SLCN, BIMOS, NESOI NO	216	19,898
	CANADA.....	216	19,898
8542300040	CHPS, DCE, WFRS MONOLITHIC INTEGRATED CIRCUIT, NESOI NO	29,486	30,093
	JAPAN.....	29,486	30,093
8542300060	MONOLITHIC IC'S, NESOI, OPRATG FREQUENCY => 100MHZ NO	2,880	25,920
	SINGAPORE.....	2,880	25,920
8542300065	MONOLITHIC IC NESOI, FREQUENCY < 100 MHZ, ANALOG NO	53,222	36,073
	HONG KONG.....	17,202	12,900
	ISRAEL.....	9,965	10,473
	SINGAPORE.....	26,055	12,700
8542300090	MONOLITHIC IC NESOI, FREQ < 100MHZ, MIX SIGNL, NESOI NO	790,392	395,194
	ISRAEL.....	790,392	395,194
8542500000	ELECTRONIC MICROASSEMBLIES NO	1,845	16,557
	COSTA RICA.....	1,571	2,647
	ITALY.....	269	10,148
	UNITED KINGDOM OF GT BRITAIN.....	5	3,762
8542900000	ELECTRONIC INTEGRATED CIRCUITS AND MCRSSMBLS PARTS X		2,753,848
	BARBADOS.....		30,347
	DOMINICAN REPUBLIC.....		1,887,252
	ITALY.....		682,739
	MEXICO.....		6,520
	NETHERLANDS.....		110,150
	ST. CHRISTOPHER-NEVIS.....		24,952
	SWEDEN.....		6,294
	TURKEY.....		5,594
8543200000	SIGNAL GENERATORS NO	27	258,940
	DOMINICAN REPUBLIC.....	1	3,500
	JAPAN.....	26	255,440
8543300000	ELECTROPLATING, ELECTROPHORESIS AND ELECTROLYSIS M X		66,095

TABLE 5 - EXPORTS OF MERCHANDISE FROM PUERTO RICO TO FOREIGN COUNTRIES,  
BY COMMODITY AND COUNTRY OF DESTINATION: FISCAL YEAR 2000

COMM-CODE	COMMODITY AND UNIT OF QUANTITY	QUANTITY	VALUE-\$
	AUSTRALIAN ISLANDS.....		26,479
	DOMINICAN REPUBLIC.....		14,000
	PORTUGAL.....		3,501
	SAUDI ARABIA.....		22,115
8543810000	PROXIMITY CARDS AND TAGS.....X		5,725
	CZECH REPUBLIC.....		5,725
8543898000	MICROWAVE AMPLIFIERS.....NO	9	49,568
	ISRAEL.....	9	49,568
8543899620	RESISTOR/CAPACITOR NETWORKS.....NO	48,530	52,357
	JAPAN.....	48,530	52,357
8543899660	AMPLIFIERS, NESOI.....NO	20	7,731
	ITALY.....	20	7,731
8543899690	ELECTRICAL MACHINES AND APPARATUS,NESOI.....X		412,931
	DOMINICAN REPUBLIC.....		339,410
	ISRAEL.....		10,511
	UNITED KINGDOM OF GT BRITAIN.....		63,010
8543908040	PARTS FOR PARTICLE ACCELERATORS.....X		60,748
	DOMINICAN REPUBLIC.....		19,502
	ISRAEL.....		7,972
	JAPAN.....		30,274
	MALAYSIA.....		3,000
8543909500	PARTS,NESOI,FOR ELECTRICAL MACHINES,NESOI.....X		85,033
	GUADELOUPE.....		33,054
	ST.CHRISTOPHER-NEVIS.....		24,105
	VENEZUELA.....		27,874
8544110020	INSULATED WINDING WIRE, COPPER,33AWG(.18 MM)&FINER.....KG	7,042	42,705
	ANGUILLA.....	3,027	14,774
	BRITISH VIRGIN ISLANDS.....	4,015	27,931
8544110050	OTHER INSULATED WINDING WIRE MADE OF COPPER.....KG	440	11,913
	ANGUILLA.....	200	3,379
	DOMINICAN REPUBLIC.....	240	8,534
8544190000	INSULATED WINDING WIRE, NESOI.....KG	30,867	215,628
	DOMINICAN REPUBLIC.....	30,529	181,707
	ISRAEL.....	338	33,921
8544200000	INSULATED COAXIAL CABLE AND COAXIAL ELECTRICAL CDT.....KG	2,723	139,464
	BRITISH VIRGIN ISLANDS.....	201	48,880
	CANADA.....	1,066	17,637
	DOMINICAN REPUBLIC.....	894	16,507
	GUADELOUPE.....	13	3,960
	INDIA.....	507	32,890
	IRELAND.....	14	9,400
	JAPAN.....	21	4,590
	MOROCCO.....	4	2,502
	SWEDEN.....	3	3,098
8544300000	INSULATED WIRING SETS FOR VEHICLES SHIPS AIRCRAFT.....X		126,576
	CANADA.....		24,762
	GUATEMALA.....		80,259
	TRINIDAD @ TOBAGO.....		21,555
8544410000	INSULATED ELECTRIC CONDUCTORS =< 80 V WITH CNTRS.....X		45,591
	BELGIUM.....		4,887
	GERMANY.....		3,888
	ISRAEL.....		5,638
	NETHERLANDS.....		6,720
	SINGAPORE.....		24,458
8544490000	INSULATED ELECTRIC CONDUCTORS =< 80 V NESOI.....KG	2,550	129,560
	SINGAPORE.....	412	32,378
	UNITED KINGDOM OF GT BRITAIN.....	2,138	97,182
8544510000	ELECTRICAL CONDUCTORS > 80 BUT =< 1000V W CNCTRS.....X		130,340
	DOMINICAN REPUBLIC.....		122,093
	INDIA.....		8,247
8544592080	INSULATED ELECTRIC CONDUCTORS NESOI OF COPPER.....KG	2,628	15,409
	DOMINICAN REPUBLIC.....	2,628	15,409
8544594000	INSULATED ELECTRIC CONDUCTORS >80 BUT =<1000 NESOI.....KG	14,028	27,350
	DOMINICAN REPUBLIC.....	99	5,573
	JAMAICA.....	13,929	21,777
8544606000	INSULATED ELECTRIC CONDUCTORS > 1000 V, NESOI.....KG	16,839	112,610
	DOMINICAN REPUBLIC.....	16,839	112,610
8544700000	INSULATED OPTICAL FIBER CABLES WITH INDVULY SH FBR.....FBM	524,543	268,630
	BELGIUM.....	143,909	83,603
	EGYPT.....	90,000	12,075



TABLE 5 - EXPORTS OF MERCHANDISE FROM PUERTO RICO TO FOREIGN COUNTRIES,  
BY COMMODITY AND COUNTRY OF DESTINATION: FISCAL YEAR 2000

COMM-CODE	COMMODITY AND UNIT OF QUANTITY	QUANTITY	VALUE-\$
	FRANCE.....	84,794	48,290
	GERMANY.....	5,175	2,587
	MICRONESIA.....	4,000	20,000
	SWEDEN.....	52,593	30,043
	UNITED KINGDOM OF GT BRITAIN.....	144,072	72,032
8546200090	ELECTRICAL INSULATORS, CERAMIC, NSPF. NO	5	4,675
	DOMINICAN REPUBLIC.....	5	4,675
8547200000	INSULATING FITTINGS FOR MACHINES MADE OF PLASTIC NO	4,886,973	1,646,624
	DOMINICAN REPUBLIC.....	4,885,044	1,616,036
	UNITED KINGDOM OF GT BRITAIN.....	1,929	30,588
8547900040	ELECTRICAL CONDUIT LINED WITH INSULATION, JS NESOI KG	44	37,767
	ISRAEL.....	44	37,767
8548100540	SPENT LEAD-ACID STRGE BATTERIES FOR RECVRY OF LEAD NO	100	19,074
	DOMINICAN REPUBLIC.....	100	19,074
8548103500	PRIMARY CELL/BATTERY WASTE,NOT FR RECOVERY OF LEAD KG	1,006	3,862
	BRITISH VIRGIN ISLANDS.....	1,006	3,862
8548900000	ELECTRICAL PARTS OF MACHINERY NESOI IN CHAPTER 85 X		34,039,227
	ARUBA.....		19,496
	BAHAMAS.....		4,520
	BRITISH VIRGIN ISLANDS.....		3,083
	CHINA (TAIWAN).....		50,491
	COSTA RICA.....		6,351
	DOMINICA.....		1,286,777
	DOMINICAN REPUBLIC.....		31,621,913
	FINLAND.....		16,926
	FRANCE.....		9,000
	GERMANY.....		5,140
	HONG KONG.....		6,361
	ISRAEL.....		78,819
	ITALY.....		11,291
	JAPAN.....		110,371
	MALAYSIA.....		7,000
	MEXICO.....		7,663
	NETHERLAND ANTIL. EXC ARUBA.....		49,845
	PANAMA.....		16,840
	REPUBLIC OF KOREA.....		183,450
	SINGAPORE.....		109,782
	ST.CHRISTOPHER-NEVIS.....		3,790
	ST.VINCENT @ THE GRENADINES.....		20,800
	SWITZERLAND.....		17,626
	TRINIDAD @ TOBAGO.....		62,448
	UNITED ARAB EMIRATES.....		10,680
	UNITED KINGDOM OF GT BRITAIN.....		305,815
	VENEZUELA.....		12,949
	VEHICLES,AIRCRAFT,VESSELS AND ASSOCIATED TRANSPORT EQUIPMENT..... TOTAL		36,028,840
	RAILWAY OR TRAMWAY LOCOMOTIVES, ROLLING STOCK AND PARTS THEREOF; RAILWAY OR TRAMWAY TRACK FIXTURES AND FITTINGS AND PARTS THEREOF; MECHANICAL(INCLUDING ELECTROMECHANICAL) TRAFFIC SIGNALING EQUIPMENT OF ALL KINDS..... TOTAL		83,408
8607910000	OTHER PARTS OF LOCOMOTIVES, NESOI X		14,262
	PORTUGAL.....		14,262
8607995000	PARTS,NESOI, OF RAILWAY ROLLING STOCK, NESOI X		14,863
	AUSTRALIAN ISLANDS.....		14,863
8608000000	RAILWY TRK FIXTRS; MECH SIGNLNG, SAFTY, ETC; PARTS X		54,283
	DOMINICAN REPUBLIC.....		54,283
	VEHICLES,OTHER THAN RAILWAY OR TRAMWAY ROLLING STOCK,AND PARTS AND ACCESSORIES THEREOF..... TOTAL		26,105,094
8701300090	TRACK-LAYING TRACTORS,USED,OTHR THN 8709 NO	6	55,951
	DOMINICAN REPUBLIC.....	5	30,966
	NETHERLAND ANTIL. EXC ARUBA.....	1	24,985

TABLE 5 - EXPORTS OF MERCHANDISE FROM PUERTO RICO TO FOREIGN COUNTRIES,  
BY COMMODITY AND COUNTRY OF DESTINATION: FISCAL YEAR 2000

COMM-CODE	COMMODITY AND UNIT OF QUANTITY	QUANTITY	VALUE-\$
8701901070	TRCTS,AGRL USE, NEW,EXC TRACK-LAYING AND PTO TYPE	1	60,000
	DOMINICAN REPUBLIC.....	1	60,000
8701905015	TRCTS, WTH NT ENG LES THN 223.8KW,NESOI	1	7,000
	DOMINICAN REPUBLIC.....	1	7,000
8703101000	VEHICLES DESIGNED FOR TRAVELING ON SNOW	2	25,000
	MEXICO.....	1	4,500
	VENEZUELA.....	1	20,500
8703105060	VEH FOR TRANSPORT OF PERSONS,EXC SNOW & GOLF CARTS	3	5,995
	DOMINICAN REPUBLIC.....	3	5,995
8703210000	PASS MTR VEH, SPARK IGN ENG, NOT OV 1,000 CC	32	206,720
	ARUBA.....	1	6,000
	DOMINICAN REPUBLIC.....	1	4,000
	GUADELOUPE.....	1	12,000
	JAMAICA.....	2	4,720
	NETHERLAND ANTIL. EXC ARUBA.....	27	180,000
8703220000	PASS MTR VEH,SPARK IGN ENG, >1000CC BUT =<1500CC	153	1,904,999
	ANGUILLA.....	5	56,956
	ARUBA.....	1	4,000
	GUADELOUPE.....	147	1,844,043
8703230020	VEHICLES,NESOI,NEW,ENG EXC 1,500,EXC 3,000CC<=4CYL	274	3,190,329
	ANGUILLA.....	1	21,495
	ARUBA.....	6	71,619
	BELIZE.....	2	31,444
	BRITISH VIRGIN ISLANDS.....	33	467,059
	COSTA RICA.....	1	20,000
	DOMINICAN REPUBLIC.....	175	1,847,443
	GUADELOUPE.....	4	26,100
	GUATEMALA.....	2	44,058
	HONDURAS.....	1	16,700
	NETHERLAND ANTIL. EXC ARUBA.....	46	550,823
	PANAMA.....	1	15,892
	SPAIN.....	1	62,500
	VENEZUELA.....	1	15,196
8703230060	VEHICLES,NESOI,NEW,ENG EXC >1500<=3000CC,>4<= 6CYL	739	12,834,494
	ANGUILLA.....	9	121,505
	ANTIGUA.....	17	219,418
	ARUBA.....	2	42,182
	BELIZE.....	14	248,281
	BRITISH VIRGIN ISLANDS.....	56	841,713
	DOMINICAN REPUBLIC.....	436	7,681,186
	GERMANY.....	8	600,532
	GUADELOUPE.....	71	903,684
	GUATEMALA.....	2	17,000
	NETHERLAND ANTIL. EXC ARUBA.....	118	2,066,064
	SPAIN.....	2	37,810
	ST.CHRISTOPHER-NEVIS.....	4	55,119
8703230090	VEHICLES,NESOI,USED,ENG EXC 1500,NOT EXC 3000 CC	156	2,752,313
	ANTIGUA.....	1	8,000
	ARUBA.....	1	3,000
	BRITISH VIRGIN ISLANDS.....	28	1,205,172
	DOMINICAN REPUBLIC.....	89	893,481
	GERMANY.....	2	200,000
	GUADELOUPE.....	24	372,560
	NETHERLAND ANTIL. EXC ARUBA.....	8	56,000
	ST.CHRISTOPHER-NEVIS.....	1	5,600
	VENEZUELA.....	2	8,500
8703240050	PASS VEH,SPARK IGN, NESOI, NEW, > 3000 CC,&<=4 CYL	2	20,915
	HONG KONG.....	2	20,915
8703240060	PASS VEH,SPARK IGN,NESOI,NEW,>=3000 CC, 6CYL	3	103,690
	DOMINICAN REPUBLIC.....	2	71,190
	VENEZUELA.....	1	32,500
8703240090	PASS MTR VEH, SPARK IGN, OVER 3000 CC, USED	33	780,779
	ARUBA.....	19	647,000
	BRITISH VIRGIN ISLANDS.....	12	110,779
	DOMINICAN REPUBLIC.....	2	23,000
8703310000	PASS MTR VEH, DIESEL ENG, NOT OV 1500 CC	1	25,000
	VENEZUELA.....	1	25,000
8703320010	PASS VEH, DIESEL ENG, OV 1500 BT NT OV 2500 CC,NEW	5	61,500
	ST.CHRISTOPHER-NEVIS.....	5	61,500
8703320050	PASS VEH,DIESEL ENG, OV 1500 BT NT OV 2500 CC,USED	14	224,000

TABLE 5 - EXPORTS OF MERCHANDISE FROM PUERTO RICO TO FOREIGN COUNTRIES,  
BY COMMODITY AND COUNTRY OF DESTINATION: FISCAL YEAR 2000

COMM-CODE	COMMODITY AND UNIT OF QUANTITY	QUANTITY	VALUE-\$
	BELGIUM.....	1	25,000
	BOLIVIA.....	1	30,000
	DOMINICAN REPUBLIC.....	3	38,000
	GERMANY.....	1	25,000
	HAITI.....	1	3,000
	NETHERLAND ANTIL. EXC ARUBA.....	2	18,000
	NETHERLANDS.....	1	30,000
	PAKISTAN.....	1	5,000
	PANAMA.....	1	8,000
	SPAIN.....	1	17,000
	SWEDEN.....	1	25,000
8703330085	PASS MTR VEH, DIESEL ENG, OVER 2500 CC, USED NO	91	925,153
	ANGUILLA.....	6	102,236
	ANTIGUA.....	4	47,800
	BRITISH VIRGIN ISLANDS.....	78	739,770
	DOMINICAN REPUBLIC.....	1	22,947
	GUADELOUPE.....	1	6,500
	MONTSERRAT.....	1	5,900
8703900000	PASSENGER MOTOR VEHICLES, NESOI NO	5	41,265
	DOMINICAN REPUBLIC.....	4	23,265
	UNITED KINGDOM OF GT BRITAIN.....	1	18,000
8704105060	MOTR VEH DUMPERS FOR OFF-HGHWY USE,EXC REAR DUMP NO	3	200,000
	DOMINICAN REPUBLIC.....	3	200,000
8704310020	TRUCK, SPRK IGN ENG, GVW =< 2.5 METRIC TONS NO	9	101,110
	BRITISH VIRGIN ISLANDS.....	3	21,500
	DOMINICAN REPUBLIC.....	3	53,660
	GUADELOUPE.....	3	25,950
8704900000	TRUCKS, NESOI NO	13	126,432
	ANGUILLA.....	1	8,000
	BRITISH VIRGIN ISLANDS.....	4	44,932
	DOMINICAN REPUBLIC.....	5	34,500
	GUATEMALA.....	2	14,000
	NETHERLAND ANTIL. EXC ARUBA.....	1	25,000
8705100050	MOBILE CRANES, NESOI NO	2	585,715
	DOMINICAN REPUBLIC.....	1	446,715
	VENEZUELA.....	1	139,000
8705400000	CONCRETE MIXERS, SPECIAL PURPOSE VEHICLE NO	6	53,500
	DOMINICAN REPUBLIC.....	6	53,500
8705900000	SPECIAL PURPOSE VEHICLES, NESOI NO	4	139,190
	BARBADOS.....	1	89,690
	BRITISH VIRGIN ISLANDS.....	1	25,000
	DOMINICAN REPUBLIC.....	2	24,500
8706001520	PASSNGR AUTO CHASSIS FITTED WITH ENG HEAD 8703 NO	2	3,299
	GRENADA.....	2	3,299
8707100020	BODIES FOR PASSENGER AUTOS OF HEADING 8703 NO	401	205,000
	NETHERLAND ANTIL. EXC ARUBA.....	1	5,000
	NETHERLANDS.....	400	200,000
8707905060	BODIES FOR VEHICLES OF HEADING 8704 NO	1	107,000
	BRITISH VIRGIN ISLANDS.....	1	107,000
8708100050	BUMPERS AND PARTS, NESOI, OF HEADINGS 8701 TO 8705 X		196,049
	ANTIGUA.....		3,790
	ARUBA.....		44,318
	BARBADOS.....		21,055
	BRITISH VIRGIN ISLANDS.....		8,060
	DOMINICAN REPUBLIC.....		10,867
	NETHERLAND ANTIL. EXC ARUBA.....		15,718
	ST.CHRISTOPHER-NEVIS.....		46,304
	TRINIDAD @ TOBAGO.....		45,937
8708390000	BRAKES AND SERVO-BRAKES,PARTS, OF 8701,8705 X		25,070
	DOMINICAN REPUBLIC.....		15,898
	VENEZUELA.....		9,172
8708401000	GEAR BOXES,PARTS,SUBHD8701.20,HDG8702 OR 8704 NO	1,596	17,965
	RUSSIA.....	1,596	17,965
8708600010	NON-DRIVING AXLES AND PARTS FOR TRACTORS X		10,853
	GABON.....		10,853
8708700050	ROAD WHEELS AND PRTS FOR VEH NESOI,OF 8701,8705 X		47,339
	DOMINICAN REPUBLIC.....		25,500
	GERMANY.....		2,720
	TRINIDAD @ TOBAGO.....		19,119
8708805000	SUSPENSION SHOCK ABSORBERS FOR VEHICLES, NESOI X		11,571

TABLE 5 - EXPORTS OF MERCHANDISE FROM PUERTO RICO TO FOREIGN COUNTRIES,  
BY COMMODITY AND COUNTRY OF DESTINATION: FISCAL YEAR 2000

COMM-CODE	COMMODITY AND UNIT OF QUANTITY	QUANTITY	VALUE-\$
	BELIZE.....		6,942
	VENEZUELA.....		4,629
8708915000	RADIATORS FOR VEHICLES, NESOI..... NO	832	9,182
	ARUBA.....	334	3,686
	BARBADOS.....	498	5,496
8708990010	PARTS AND ACCESSORIES NESOI, FOR TRACTORS NESOI..... X		3,148
	NETHERLAND ANTIL. EXC ARUBA.....		3,148
8708998075	PARTS AND ACESSORIES FOR VHCLS 8701 TO 8705, NESOI..... X		397,702
	AUSTRALIAN ISLANDS.....		20,000
	BELIZE.....		11,828
	BRITISH VIRGIN ISLANDS.....		6,269
	COSTA RICA.....		157,855
	DOMINICAN REPUBLIC.....		22,000
	EL SALVADOR.....		73,329
	NETHERLAND ANTIL. EXC ARUBA.....		69,823
	PANAMA.....		20,171
	SWEDEN.....		16,427
8709190030	WORKS TRUCKS, EXC ELEC, OPERATOR RIDE, W/O LIFT EQP..... NO	1	59,227
	NETHERLAND ANTIL. EXC ARUBA.....	1	59,227
8709190060	WORKS TRUCKS, EXC ELEC, EXC OP RIDE, W/O LIFT EQP..... NO	1	18,000
	DOMINICAN REPUBLIC.....	1	18,000
8709900000	PARTS FOR WORKS TRUCKS W/O LIFT EQUIP..... KG	1,397	27,674
	NETHERLAND ANTIL. EXC ARUBA.....	1,000	3,674
	VENEZUELA.....	397	24,000
8710000090	PARTS OF ARMORE FIGHTING VEHICLES, MOTORIZED..... X		19,136
	ISRAEL.....		19,136
8711100000	MOTORCYCLES (INCL MOPEDS), PIST, ENG, CYL, NOT, EXC 50CC..... NO	11	45,539
	PANAMA.....	11	45,539
8711400000	MOTORCYCLES, CYCL, EXC 500, NT 800CC..... NO	1	12,100
	DOMINICAN REPUBLIC.....	1	12,100
8711500000	MOTORCYCLES, CYCL, EXCD 800 CC..... NO	11	316,480
	DOMINICAN REPUBLIC.....	11	316,480
8711900000	MOTORCYCLES (INCLUDING MOPEDS), NESOI..... NO	2	12,460
	BRITISH VIRGIN ISLANDS.....	2	12,460
8712002600	BICYCLES HAVING BOTH WHEELS > 63.25 CM DIAMETER..... NO	114	2,750
	BRITISH VIRGIN ISLANDS.....	114	2,750
8712006000	BICYCLES AND CYCLES NESOI (INCL DEL TRICYCL)..... NO	85	4,908
	ANGUILLA.....	85	4,908
8714190000	PARTS, NESOI, OF MOTORCYCLES..... KG	100	3,570
	SWEDEN.....	100	3,570
8714200000	PARTS AND ACCESSORIES OF INVALID CARRIAGES..... KG	19,778	15,796
	DOMINICAN REPUBLIC.....	19,778	15,796
8714910000	FRAMES AND FORKS, AND PRTS OF HEAD 8711 TO 8713..... KG	203	14,123
	UNITED KINGDOM OF GT BRITAIN.....	203	14,123
8716100030	TRAILERS AND SEMI-TRAILERS FOR HOUSING LES 10.6M..... NO	1	10,550
	BRITISH VIRGIN ISLANDS.....	1	10,550
8716100075	TRAILERS AND SEMI-TRAILERS FOR HOUSING 10.6M, MORE..... NO	1	3,953
	DOMINICAN REPUBLIC.....	1	3,953
8716310000	TANKER TRAILERS AND TANKER SEMI-TRAILERS, NESOI..... NO	8	60,000
	DOMINICAN REPUBLIC.....	8	60,000
8716390090	TRAILERS AND SEMI-TRAILERS, NESOI, TRANPRT GOODS..... NO	1	3,200
	DOMINICAN REPUBLIC.....	1	3,200
8716900000	PARTS, NESOI, OF TRAILERS, SEMI-TRAILERS, VEH NESOI..... KG	2,740	10,400
	DOMINICAN REPUBLIC.....	2,740	10,400
	AIRCRAFT, SPACECRAFT, AND PARTS THEREOF..... TOTAL		9,688,610
8801900000	BALLOONS, DIRIGIBLES & OTHER NON-POWERED AIRCRAFT..... X		14,950
	DOMINICAN REPUBLIC.....		14,950
8802300020	NEW MILITARY AIRCRFT NOT FIGHTERS >2000<=15000 KG..... NO	1	6,000,000
	COLOMBIA.....	1	6,000,000
8803100010	PRPELLRS & ROTORS & PRTS THEREOF FOR CIVIL AIRCRFT..... KG	14,171	54,073
	DOMINICAN REPUBLIC.....	10,001	30,175
	FRANCE.....	3	3,898
	UNITED KINGDOM OF GT BRITAIN.....	4,167	20,000
8803200010	UNDERCARRIAGES & PARTS FOR USE IN CIVIL AIRCRAFT..... KG	621	52,554
	FINLAND.....	426	30,960
	ISRAEL.....	155	11,250
	UNITED KINGDOM OF GT BRITAIN.....	40	10,344

TABLE 5 - EXPORTS OF MERCHANDISE FROM PUERTO RICO TO FOREIGN COUNTRIES,  
BY COMMODITY AND COUNTRY OF DESTINATION: FISCAL YEAR 2000

COMM-CODE	COMMODITY AND UNIT OF QUANTITY	QUANTITY	VALUE-\$
8803200050	UNDERCARRIAGES & PARTS THEREOF FOR MILITRY AIRCRFT KG	1,550	243,510
	ARGENTINA.....	522	54,860
	ARUBA.....	276	35,114
	BAHAMAS.....	51	19,957
	ISRAEL.....	479	86,650
	PANAMA.....	20	10,175
	TRINIDAD @ TOBAGO.....	26	22,286
	UNITED KINGDOM OF GT BRITAIN.....	176	14,468
8803300010	OTHER PARTS,NESOI,OF CIVIL AIRPLANES/HELICOPTERS KG	6,044	2,458,278
	AUSTRIA.....	226	18,228
	BELGIUM.....	527	19,364
	BRAZIL.....	829	33,840
	BRITISH VIRGIN ISLANDS.....	36	38,977
	CANADA.....	1,002	972,552
	COTE D'IVOIRE(IVORY COAST).....	3	5,650
	DENMARK.....	673	390,226
	EGYPT.....	71	16,202
	FINLAND.....	120	62,797
	FRANCE.....	73	37,079
	GERMANY.....	855	174,768
	HUNGARY.....	4	4,270
	IRELAND.....	115	48,228
	ITALY.....	142	358,196
	JAPAN.....	3	21,791
	REP. OF SOUTH AFRICA.....	22	9,196
	SENEGAL.....	46	3,014
	SPAIN.....	76	178,947
	TRINIDAD @ TOBAGO.....	1,193	29,093
	TURKEY.....	3	24,000
	UNITED KINGDOM OF GT BRITAIN.....	25	11,860
8803300050	OTHER PARTS,NESOI,OF MILITARY AIRPLANES/HELICOPTRS KG	747	619,048
	IRELAND.....	198	212,502
	ISRAEL.....	549	406,546
8803909010	OTH PRTS,NESOI,FOR CIVIL AIRCRFT,&NON-POWRD AIRCFT KG	484	133,511
	ISRAEL.....	484	133,511
8803909050	OTHER PARTS,NESOI,FOR OTHR MILITARY AIR & SPACCRFT KG	258	112,686
	GERMANY.....	2	7,878
	ISRAEL.....	37	91,808
	ITALY.....	219	13,000
	SHIPS,BOATS AND FLOATING STRUCTURES..... TOTAL		151,728
8903100000	INFLATABLE YACHTS,VESSELS, FOR PLES,SPORTS NO	1	5,500
	DOMINICAN REPUBLIC.....	1	5,500
8903999000	YACHTS & OTH VESSELS FOR PLEASURE OR SPORTS, NESOI NO	12	104,070
	BELIZE.....	1	20,000
	DOMINICA.....	10	59,070
	NETHERLAND ANTIL. EXC ARUBA.....	1	25,000
8906009090	VESSELS,NESOI, LIFEBOATS X		39,158
	ISRAEL.....		39,158
8907900090	FLOATING STRUCTURES NESOI X		3,000
	DOMINICAN REPUBLIC.....		3,000
	OPTICAL,PHOTOGRAPHIC,CINEMATOGRAPHIC, MEASURING,CHECKING,PRECISION,MEDICAL OR SURGICAL INSTRUMENTS AND APPARATUS; CLOCKS AND WATCHES; MUSICAL INSTRUMENTS; PARTS AND ACCESSORIES THEREOF..... TOTAL		277,886,411
	OPTICAL,PHOTOGRAPHIC,CINEMATOGRAPHIC, MEASURING,CHECKING,PRECISION,MEDICAL OR SURGICAL INSTRUMENTS AND APPARATUS; PARTS AND ACCESSORIES THEREOF..... TOTAL		276,573,724
9001100000	OPTICAL FIBERS, OPTICAL FIBER BUNDLES AND CABLES E FBM	21,643	203,783
	DOMINICAN REPUBLIC.....	3	15,423
	GERMANY.....	15	36,720
	JAPAN.....	21,610	133,980
	SAUDI ARABIA.....	10	3,255
	TRINIDAD @ TOBAGO.....	1	2,605

TABLE 5 - EXPORTS OF MERCHANDISE FROM PUERTO RICO TO FOREIGN COUNTRIES,  
BY COMMODITY AND COUNTRY OF DESTINATION: FISCAL YEAR 2000

COMM-CODE	COMMODITY AND UNIT OF QUANTITY	QUANTITY	VALUE-\$
	UNITED KINGDOM OF GT BRITAIN.....	4	11,800
9001200000	SHEETS AND PLATES OF POLARIZING MATERIAL KG	359	27,628
	AFGHANISTAN.....	359	27,628
9001300000	CONTACT LENSES PRS	663,083	6,433,337
	BRAZIL.....	337	5,756
	DOMINICAN REPUBLIC.....	4,932	6,165
	FRANCE.....	995	17,000
	JAPAN.....	186,239	3,174,715
	MEXICO.....	231	3,936
	NETHERLANDS.....	21,389	130,566
	ST. LUCIA.....	161	2,746
	UNITED KINGDOM OF GT BRITAIN.....	448,799	3,092,453
9001500000	SPECTACLE LENSES OF OTHER MATERIALS, UNMOUNTED PRS	1,300	35,066
	INDIA.....	380	10,236
	SINGAPORE.....	920	24,830
9001901000	LENSES, PRISMS, AND MIRRORS, UNMOUNTED, NESOI X		8,008
	INDIA.....		8,008
9001907000	OPTICAL ELEMENTS OF ANY MATERIAL, UNMOUNTED, NESOI X		178,357
	AUSTRIA.....		35,325
	DOMINICAN REPUBLIC.....		129,712
	ITALY.....		13,320
9002116000	MOUNTED LENSES FOR CLOSED-CIRCUIT TV CAMERAS NO	144	12,500
	DOMINICAN REPUBLIC.....	144	12,500
9002119000	LENSES FOR CAMERAS, PHOTOGRAPHIC ENLARGERS, NESOI X		11,691
	DOMINICAN REPUBLIC.....		11,691
9002208000	FILTERS AND PARTS EXCEPT PHOTOGRAPHIC X		56,920
	CHINA, PEOPLE'S REP. (MAINLAND).....		10,266
	COLOMBIA.....		3,610
	DOMINICAN REPUBLIC.....		43,044
9002900000	PRISM, MIRRORS, MOUNTED & PARTS & ACCESSORIE, NESOI X		5,365
	AUSTRALIAN ISLANDS.....		5,365
9003110000	FRAMES AND MOUNTINGS OF PLASTICS DOZ	2	9,938
	BERMUDA.....	2	9,938
9004100000	SUNGLASSES DOZ	1,608	526,962
	ANTIGUA.....	13	2,900
	BERMUDA.....	3	3,095
	DOMINICAN REPUBLIC.....	100	35,530
	JAPAN.....	12	3,981
	SWEDEN.....	483	123,361
	UNITED KINGDOM OF GT BRITAIN.....	997	358,095
9004900000	SPECTACLES, ETC, CORRECTIVE, PROTECTIVE, NESOI DOZ	2,166	111,192
	ARUBA.....	17	2,599
	BELGIUM.....	3	10,771
	CANADA.....	1,125	26,770
	DOMINICAN REPUBLIC.....	38	5,947
	REP. OF SOUTH AFRICA.....	1	3,101
	TRINIDAD @ TOBAGO.....	49	3,113
	UNITED KINGDOM OF GT BRITAIN.....	933	58,891
9006100000	CAMERAS USE IN PREPARING PRINTING PLATES/CYLINDERS NO	96	27,432
	DOMINICAN REPUBLIC.....	1	10,649
	ST. LUCIA.....	95	16,783
9006200000	CAMERAS USED FOR RECORDING DOCUMENTS ON MICROFILM NO	84	274,300
	BRAZIL.....	70	216,814
	DOMINICAN REPUBLIC.....	14	57,486
9006510000	CAMERAS W LENS VIEWFINDER, FOR FILM WIDTH <=35 MM NO	157	13,000
	DOMINICAN REPUBLIC.....	157	13,000
9006530000	PHOTO CAMERAS FOR ROLL FILM OF A WIDTH OF 35 MM NO	278	25,190
	ARUBA.....	278	25,190
9006590000	PHOTOGRAPHIC (OTHER THAN CINEMATOGRAPHIC) CAMERAS, NO	3	12,337
	GERMANY.....	1	3,000
	NETHERLAND ANTIL. EXC ARUBA.....	2	9,337
9006690000	PHOTOGRAPHIC FLASHLIGHT APPARATUS& FLASHBULB NESOI X		14,464
	DOMINICAN REPUBLIC.....		14,464
9006910000	PARTS AND ACCESSORIES FOR PHOTOGRAPHIC CAMERAS X		439,012
	BRAZIL.....		36,400
	DOMINICAN REPUBLIC.....		346,201
	ISRAEL.....		30,605
	ITALY.....		25,806
9006990000	PTS, PHOTOGRAPHIC FLASHLIGHT EXC OF HEADING 8539, X		94,047
	DOMINICAN REPUBLIC.....		83,185

TABLE 5 - EXPORTS OF MERCHANDISE FROM PUERTO RICO TO FOREIGN COUNTRIES,  
BY COMMODITY AND COUNTRY OF DESTINATION: FISCAL YEAR 2000

COMM-CODE	COMMODITY AND UNIT OF QUANTITY	QUANTITY	VALUE-\$
	ITALY.....		10,862
9007110000	CINEMA CAMERAS FOR FILM < 16MM WIDTH,DOUBLE 8MM FL	NO 28	4,000
	MEXICO.....	28	4,000
9007190080	OTHER CINEMATOGRAPHIC CAMERAS, OVER 16 MM	NO 93	108,150
	DOMINICAN REPUBLIC.....	93	108,150
9007920000	PARTS AND ACCESSORIES FOR PROJECTORS	X	12,365
	DOMINICAN REPUBLIC.....		6,585
	ITALY.....		5,780
9008300000	IMAGE PROJECTORS, OTHER THAN CINEMATOGRAPHIC	NO 1	3,750
	GERMANY.....	1	3,750
9009210000	PHOTOCOPYING APPARATUS HAVING AN OPTICAL SYSTEM	NO 1	5,500
	BAHAMAS.....	1	5,500
9009900000	PART AND ACCESSORIES OF PHOTOCOPYING APPARATUS	X	303,541
	NETHERLANDS.....		134,731
	UNITED KINGDOM OF GT BRITAIN.....		100,210
	URUGUAY.....		68,600
9010100000	APPARATUS & EQUIP, AUTOMATIC DEVELOPING PHOTO FILM	X	20,394
	DOMINICAN REPUBLIC.....		9,300
	NETHERLAND ANTIL. EXC ARUBA.....		6,000
	UNITED ARAB EMIRATES.....		5,094
9010505000	PHOTOGRAPHIC FILM VIEWERS, TITLERS, NESOI	X	22,442
	VENEZUELA.....		22,442
9010900000	PTS & ACCESS OF APPRT & EQUIP FOR PHOTO/CINEMA LAB	X	69,860
	DOMINICAN REPUBLIC.....		69,860
9011800000	OTHER COMPOUND OPTICAL MICROSCOPES, NESOI	NO 10	22,505
	FRANCE.....	10	22,505
9013102000	TELESCOPIC SIGHTS FOR RIFLES	NO 97	14,017
	ISRAEL.....	97	14,017
9014206000	ELECTRICAL INST, AERONAUTICAL OR SPACE NAVIGATION	NO 1	6,500
	JAPAN.....	1	6,500
9014208040	INSTRUMENTS & APPLIANCES FOR USE IN CIVIL AIRCRAFT	NO 3	17,056
	NEW ZEALAND ISLANDS.....	3	17,056
9014208080	INST & APPLN, AERONAUTICAL/SPACE NAVIGATION, NESOI	NO 469	125,666
	CANADA.....	49	110,987
	SWITZERLAND.....	420	14,679
9015400000	PHOTOGRAMMETRICAL SURVEYING INSTRUMENTS & APPLNCES	X	4,000
	UNITED ARAB EMIRATES.....		4,000
9015802000	OPTL SURVEYING,HYDROGPH,OCEANOGRAPH, INST&APPL,NESOI	X	3,318
	BRAZIL.....		3,318
9015808040	GEOPHYSICAL INSTRUMENTS AND APPLIANCES, NESOI	X	3,888
	AUSTRALIAN ISLANDS.....		3,888
9015900000	PARTS AND ACCESSORIES FOR SURVEYING	X	24,259
	UNITED KINGDOM OF GT BRITAIN.....		24,259
9016000000	BALACES, SENSITIVITY >=5 CG, W OR W/O WGT, & PTS	X	12,000
	GERMANY.....		8,000
	TRINIDAD @ TOBAGO.....		4,000
9017100000	DRAFTING TABLE & MACHINES WHETHER OR NOT AUTOMATIC	X	16,236
	ITALY.....		16,236
9017208040	HAND-OPERATED INPUT DEVICES, DIGITIZERS	NO 1	5,640
	UNITED KINGDOM OF GT BRITAIN.....	1	5,640
9017208060	DRAWING, MARKING-OUT/MATH CALCULATING INST, NESOI	X	24,973
	ITALY.....		24,973
9017308000	GAUGES FOR MEASURING LENGTH	X	9,414
	FRANCE.....		9,414
9018110040	ELECTROCARDIOGRAPHS	NO 1	2,520
	CHINA (TAIWAN).....	1	2,520
9018110080	PARTS AND ACCESSORIES FOR ELECTROCARDIOGRAPHS	X	4,632,444
	AUSTRALIAN ISLANDS.....		631,974
	HONG KONG.....		642,285
	JAPAN.....		988,351
	NETHERLANDS.....		2,352,734
	VENEZUELA.....		17,100
9018120000	ULTRASONIC SCANNING APPARATUS	NO 3	32,233
	DOMINICAN REPUBLIC.....	3	32,233
9018130000	MAGNETIC RESONANCE IMAGING APPARATUS	X	142,831
	NETHERLANDS.....		142,831
9018194000	APPARATUS, FUNCTIONAL EXPLORATORY EXAMINATION& PTS	X	121,250
	BARBADOS.....		4,742
	GERMANY.....		37,880
	JAPAN.....		21,356

TABLE 5 - EXPORTS OF MERCHANDISE FROM PUERTO RICO TO FOREIGN COUNTRIES,  
BY COMMODITY AND COUNTRY OF DESTINATION: FISCAL YEAR 2000

COMM-CODE	COMMODITY AND UNIT OF QUANTITY	QUANTITY	VALUE-\$
	VENEZUELA.....		57,272
9018195500	PATIENT MONITORING SYSTEMS.....X		234,641
	BELGIUM.....		105,681
	CHINA, PEOPLE'S REP. (MAINLAND).....		24,180
	ECUADOR.....		2,850
	HONG KONG.....		38,220
	INDIA.....		10,756
	JAPAN.....		36,511
	NETHERLAND ANTIL. EXC ARUBA.....		13,102
	NETHERLANDS.....		3,341
9018199530	BASAL METABOLISM AND BLOOD PRESSURE APPARATUS.....X		27,000
	JAMAICA.....		27,000
9018199550	ELECTRO-DIAGNOSTIC APPARATUS, NESOI.....X		2,491,261
	ARUBA.....		7,204
	BARBADOS.....		3,206
	DOMINICAN REPUBLIC.....		2,333,023
	GREECE.....		4,130
	NETHERLANDS.....		94,776
	PANAMA.....		9,986
	THAILAND.....		13,590
	UNITED KINGDOM OF GT BRITAIN.....		25,346
9018199560	PTS & ACCESSORIES FOR ELECTRO-DIAGNOSTIC APPARATUS.....X		2,377,566
	AUSTRALIAN ISLANDS.....		98,916
	BELGIUM.....		268,219
	BRAZIL.....		130,882
	CANADA.....		3,031
	CHILE.....		15,353
	CHINA (TAIWAN).....		89,774
	CHINA, PEOPLE'S REP. (MAINLAND).....		2,646
	COLOMBIA.....		24,971
	DOMINICAN REPUBLIC.....		20,000
	HONG KONG.....		58,788
	INDIA.....		51,766
	JAPAN.....		612,140
	NETHERLANDS.....		620,139
	REPUBLIC OF KOREA.....		322,970
	SLOVAK REPUBLIC(SLOVAKIA).....		7,593
	SPAIN.....		22,343
	SWITZERLAND.....		3,600
	THAILAND.....		21,417
	UNITED KINGDOM OF GT BRITAIN.....		3,018
9018200000	ULTRAVIOLET OR INFRARED RAY APPARATUS, & PTS & ACC.....X		2,616
	COSTA RICA.....		2,616
9018310080	SYRINGES, WITH OR WITHOUT THEIR NEEDLES, NESOI.....NO	230,894	306,487
	AUSTRIA.....	105	4,435
	BARBADOS.....	7,698	7,697
	FRANCE.....	35,936	49,988
	GERMANY.....	63,482	71,565
	JAPAN.....	35,842	35,837
	JORDAN.....	61	3,274
	NETHERLANDS.....	37,852	61,232
	NEW ZEALAND ISLANDS.....	3,092	3,091
	REPUBLIC OF KOREA.....	2,554	2,553
	SAUDI ARABIA.....	4,154	4,153
	SWITZERLAND.....	23,699	40,049
	TRINIDAD @ TOBAGO.....	6,601	6,600
	UNITED KINGDOM OF GT BRITAIN.....	9,818	16,013
9018310090	PTS FOR SYRINGES, WITH OR WITHOUT THEIR NEEDLES.....X		29,099
	BELGIUM.....		3,037
	DOMINICAN REPUBLIC.....		12,000
	JAPAN.....		10,872
	SWITZERLAND.....		3,190
9018390030	BOUGIES, CATHETERS, DRAINS & SONDES & PTS & ACCESS.....X		20,226,692
	ARGENTINA.....		22,137
	AUSTRALIAN ISLANDS.....		223,298
	AUSTRIA.....		3,420
	BELGIUM.....		5,681,241
	BRAZIL.....		242,695
	CHILE.....		13,911
	CHINA (TAIWAN).....		175,320



TABLE 5 - EXPORTS OF MERCHANDISE FROM PUERTO RICO TO FOREIGN COUNTRIES,  
BY COMMODITY AND COUNTRY OF DESTINATION: FISCAL YEAR 2000

COMM-CODE	COMMODITY AND UNIT OF QUANTITY	QUANTITY	VALUE-\$
	CHINA, PEOPLE'S REP. (MAINLAND).....		70,919
	COLOMBIA.....		69,310
	COSTA RICA.....		108,561
	CZECH REPUBLIC.....		19,384
	DENMARK.....		3,480
	DOMINICA.....		297,238
	DOMINICAN REPUBLIC.....		3,036,477
	FRANCE.....		34,436
	GREECE.....		90,908
	HONG KONG.....		48,387
	INDIA.....		130,484
	IRELAND.....		36,717
	ITALY.....		469,130
	JAMAICA.....		23,234
	JAPAN.....		5,067,158
	MALAYSIA.....		6,213
	MEXICO.....		39,652
	NETHERLAND ANTIL. EXC ARUBA.....		3,108
	NETHERLANDS.....		455,957
	NEW ZEALAND ISLANDS.....		7,990
	PAKISTAN.....		3,225
	PANAMA.....		78,521
	REPUBLIC OF KOREA.....		191,247
	SAUDI ARABIA.....		66,884
	SINGAPORE.....		4,361
	SLOVENIA.....		3,960
	SPAIN.....		1,559,530
	SWEDEN.....		376,691
	SWITZERLAND.....		93,719
	THAILAND.....		31,365
	TURKEY.....		40,150
	UNITED KINGDOM OF GT BRITAIN.....		1,364,602
	VENEZUELA.....		31,672
9018390050	CANNULAE AND THE LIKE AND PART AND ACCESSORIES.....	X	21,294,321
	ARGENTINA.....		5,490
	AUSTRALIAN ISLANDS.....		1,073,821
	AUSTRIA.....		13,316
	BARBADOS.....		55,137
	BELGIUM.....		1,336,300
	BRAZIL.....		39,508
	CHILE.....		9,860
	COLOMBIA.....		107,308
	COSTA RICA.....		69,576
	DOMINICAN REPUBLIC.....		10,160,191
	FRANCE.....		1,061,497
	GERMANY.....		620,342
	HAITI.....		6,006
	HONG KONG.....		43,572
	IRELAND.....		4,050
	ITALY.....		113,421
	JAMAICA.....		87,694
	JAPAN.....		456,178
	LEBANON.....		5,485
	MALTA @ GOZO.....		12,692
	MEXICO.....		195,913
	NETHERLAND ANTIL. EXC ARUBA.....		67,069
	NETHERLANDS.....		403,948
	PORTUGAL.....		26,220
	REP. OF SOUTH AFRICA.....		5,966
	REPUBLIC OF KOREA.....		44,057
	SINGAPORE.....		25,271
	SPAIN.....		375,923
	SRI LANKA.....		44,235
	SWEDEN.....		369,572
	SWITZERLAND.....		3,341,701
	TRINIDAD @ TOBAGO.....		3,385
	UNITED ARAB EMIRATES.....		2,760
	UNITED KINGDOM OF GT BRITAIN.....		1,102,027
	URUGUAY.....		4,830
9018490000	INST & APPLN FOR DENTAL SCIENCE, & PTS & ACC, NESOI.....	X	523,787

TABLE 5 - EXPORTS OF MERCHANDISE FROM PUERTO RICO TO FOREIGN COUNTRIES,  
BY COMMODITY AND COUNTRY OF DESTINATION: FISCAL YEAR 2000

COMM-CODE	COMMODITY AND UNIT OF QUANTITY	QUANTITY	VALUE-\$
	BRAZIL.....		443,792
	BRITISH VIRGIN ISLANDS.....		3,000
	GERMANY.....		61,332
	ISRAEL.....		10,471
	UNITED KINGDOM OF GT BRITAIN.....		5,192
9018500000	OTHER OPHTHALMIC INSTRUMENTS & APPLIANCES & PARTS.....	X	1,703,288
	BAHAMAS.....		3,490
	BARBADOS.....		15,678
	DOMINICAN REPUBLIC.....		65,000
	HONG KONG.....		46,920
	IRELAND.....		174,329
	ISRAEL.....		5,672
	JAPAN.....		10,472
	NETHERLANDS.....		1,378,727
	VENEZUELA.....		3,000
9018901500	OPTICAL INSTRUMENTS AND APPLIANCES & PARTS, NESOI.....	X	503,271
	BELGIUM.....		290,402
	JAPAN.....		62,171
	NETHERLANDS.....		150,698
9018903000	ANESTHETIC INSTRUMENTS AND APPLIANCES AND PARTS.....	X	105,939
	BELGIUM.....		77,002
	CHINA, PEOPLE'S REP. (MAINLAND).....		13,257
	PARAGUAY.....		4,600
	THAILAND.....		11,080
9018905000	SPHYGMOMANOMETERS, TENSIMETERS ETC, PTS & ACCESS.....	X	161,397
	IRELAND.....		158,352
	TRINIDAD @ TOBAGO.....		3,045
9018906000	ELECTRO-SURGICAL INSTRUMENTS & APPLIANCES & PARTS.....	X	1,082,129
	ARUBA.....		29,434
	AUSTRALIAN ISLANDS.....		858,448
	BRITISH VIRGIN ISLANDS.....		2,711
	COSTA RICA.....		10,000
	DOMINICAN REPUBLIC.....		33,968
	JAPAN.....		147,568
9018907020	DIALYSIS INSTRUMENTS AND APPARATUS.....	X	589,281
	BARBADOS.....		106,767
	DOMINICAN REPUBLIC.....		14,845
	JAMAICA.....		351,181
	NETHERLAND ANTIL. EXC ARUBA.....		24,122
	TRINIDAD @ TOBAGO.....		92,366
9018907060	OTHER THERAPEUTIC APPLIANCES AND INSTRUMENTS, NESOI.....	X	103,051
	DOMINICAN REPUBLIC.....		87,135
	TRINIDAD @ TOBAGO.....		15,916
9018907070	PTS & ACCESSORIES OF DIALYSIS INST & APPARATUS.....	X	1,352,800
	BARBADOS.....		2,976
	BELGIUM.....		1,162,288
	DOMINICAN REPUBLIC.....		7,130
	ITALY.....		36,766
	JAMAICA.....		13,394
	NETHERLAND ANTIL. EXC ARUBA.....		18,775
	RUSSIA.....		22,149
	TRINIDAD @ TOBAGO.....		83,886
	TURKEY.....		5,436
9018907080	ELECTRO-MEDICAL INST & APPLIANCES & PARTS, NESOI.....	X	6,927,906
	AUSTRIA.....		39,903
	BELGIUM.....		5,083,777
	FRANCE.....		779,046
	ITALY.....		16,619
	JAPAN.....		770,120
	NETHERLAND ANTIL. EXC ARUBA.....		3,000
	REPUBLIC OF KOREA.....		48,135
	SPAIN.....		41,408
	SWEDEN.....		16,977
	SWITZERLAND.....		36,807
	UNITED KINGDOM OF GT BRITAIN.....		92,114
9018908000	INST & APPLIANCES FOR MEDICAL, SURGICAL, ETC, NESOI.....	X	112,355,818
	AFGHANISTAN.....		4,152
	ARGENTINA.....		33,952
	ARUBA.....		10,115
	AUSTRALIAN ISLANDS.....		314,664

TABLE 5 - EXPORTS OF MERCHANDISE FROM PUERTO RICO TO FOREIGN COUNTRIES,  
BY COMMODITY AND COUNTRY OF DESTINATION: FISCAL YEAR 2000

COMM-CODE	COMMODITY AND UNIT OF QUANTITY	QUANTITY	VALUE-\$
	AUSTRIA.....		10,381
	BAHRAIN.....		17,604
	BARBADOS.....		34,545
	BELGIUM.....		2,352,460
	BRAZIL.....		195,307
	CANADA.....		595,773
	CHILE.....		9,237
	CHINA (TAIWAN).....		643,145
	CHINA,PEOPLE'S REP.(MAINLAND).....		658,731
	COLOMBIA.....		113,909
	COSTA RICA.....		2,257,917
	DOMINICA.....		4,230
	DOMINICAN REPUBLIC.....		75,156,983
	EL SALVADOR.....		4,080
	FRANCE.....		51,114
	GERMANY.....		1,443,326
	GUATEMALA.....		42,769
	HONG KONG.....		161,146
	INDIA.....		952,032
	IRELAND.....		3,960,152
	ISRAEL.....		31,505
	ITALY.....		198,020
	JAMAICA.....		69,459
	JAPAN.....		10,017,383
	JORDAN.....		10,998
	LEBANON.....		15,743
	MALAYSIA.....		17,500
	MEXICO.....		246,836
	NETHERLAND ANTIL. EXC ARUBA.....		67,561
	NETHERLANDS.....		8,615,721
	NEW ZEALAND ISLANDS.....		84,430
	PAKISTAN.....		32,620
	PANAMA.....		8,434
	PHILIPPINES.....		6,840
	REPUBLIC OF KOREA.....		1,006,810
	SAUDI ARABIA.....		8,684
	SINGAPORE.....		25,549
	SPAIN.....		4,713
	SWEDEN.....		152,619
	SWITZERLAND.....		7,747
	THAILAND.....		98,296
	TRINIDAD @ TOBAGO.....		22,108
	UNITED KINGDOM OF GT BRITAIN.....		2,516,677
	URUGUAY.....		56,876
	ZIMBABWE.....		4,965
9019102000	MECHANO-THERAPY APPLIANCES & MASSAGE APPARATUS,PTS	X	241,930
	TRINIDAD @ TOBAGO.....		2,839
	UNITED KINGDOM OF GT BRITAIN.....		239,091
9019200000	OZONE,OXYGEN,ETC THERAPY, RESPIRATION APPARATUS,PT	X	1,398,826
	ARGENTINA.....		50,726
	AUSTRALIAN ISLANDS.....		4,564
	BARBADOS.....		5,700
	BELGIUM.....		1,193,167
	BERMUDA.....		30,000
	BRITISH VIRGIN ISLANDS.....		8,750
	DOMINICAN REPUBLIC.....		3,434
	HONG KONG.....		26,550
	INDIA.....		58,943
	KUWAIT.....		5,225
	NEW ZEALAND ISLANDS.....		11,767
9020008000	BREATHING APPLN & GAS MASK, & PARTS & ACCESS,NESOI	X	43,610
	COSTA RICA.....		33,000
	ITALY.....		10,610
9021110000	ARTIFICIAL JOINTS AND PARTS AND ACCESSORIES	X	330,156
	BELGIUM.....		325,956
	GUATEMALA.....		4,200
9021194000	BONE PLATES,SCREWS&NAILS,&OTH INTERNAL, FIX DEVICE	X	295,749
	CANADA.....		7,855
	DENMARK.....		4,743
	EL SALVADOR.....		47,700

TABLE 5 - EXPORTS OF MERCHANDISE FROM PUERTO RICO TO FOREIGN COUNTRIES,  
BY COMMODITY AND COUNTRY OF DESTINATION: FISCAL YEAR 2000

COMM-CODE	COMMODITY AND UNIT OF QUANTITY	QUANTITY	VALUE-\$
	FRANCE.....		87,120
	SPAIN.....		148,331
9021198500	ORTHOPEDIC OR FRACTURE APPLIANCES & PTS, NESOI X		967,368
	AUSTRIA.....		7,485
	BELGIUM.....		15,696
	EL SALVADOR.....		6,315
	GERMANY.....		553,375
	UNITED KINGDOM OF GT BRITAIN.....		384,497
9021214000	ARTIFICAL TEETH OF PLASTIC & PTS AND ACCESSORIES X		325,300
	BELGIUM.....		5,180
	BULGARIA.....		2,600
	FINLAND.....		314,166
	SPAIN.....		3,354
9021300000	OTH ARTIFICAL PTS OF THE BODY & PTS & ACCESSORIES X		21,881,332
	ARGENTINA.....		62,550
	AUSTRIA.....		344,420
	BELGIUM.....		272,884
	DENMARK.....		36,375
	DOMINICAN REPUBLIC.....		3,240
	EL SALVADOR.....		4,375
	FRANCE.....		551,895
	GERMANY.....		992,035
	HONG KONG.....		292,593
	INDIA.....		1,468,705
	ITALY.....		329,208
	JAPAN.....		1,765,942
	NETHERLANDS.....		15,427,313
	NICARAGUA.....		2,880
	NORWAY.....		2,535
	PAKISTAN.....		27,000
	PANAMA.....		33,655
	SINGAPORE.....		34,310
	SLOVENIA.....		9,750
	SWITZERLAND.....		33,235
	THAILAND.....		32,000
	TURKEY.....		19,040
	UNITED ARAB EMIRATES.....		4,500
	UNITED KINGDOM OF GT BRITAIN.....		96,492
	VENEZUELA.....		34,400
9021400000	HEARING AIDS, EXCLUDING PARTS AND ACCESSORIES NO	400	8,796
	SPAIN.....	400	8,796
9021500000	PACEMAKERS FOR STIMULATING HEART MUSCLES, EXC PTS NO	35,328	42,010,720
	ARGENTINA.....	77	98,400
	AUSTRALIAN ISLANDS.....	1,638	787,205
	BELGIUM.....	862	1,283,970
	CANADA.....	20	42,280
	CHILE.....	10	12,500
	GUATEMALA.....	16	15,400
	HONG KONG.....	2,527	952,766
	JAPAN.....	3,909	4,482,171
	MALAYSIA.....	1	4,460
	NETHERLANDS.....	26,239	34,295,150
	SINGAPORE.....	3	3,568
	THAILAND.....	26	32,850
9021900000	APPLIANCES WORN,CARRIED,IMPLANTED IN BODY&PT,NESOI X		1,494,764
	ARUBA.....		3,724
	CANADA.....		668,696
	DOMINICAN REPUBLIC.....		3,399
	EL SALVADOR.....		6,975
	INDIA.....		797,000
	NETHERLAND ANTIL. EXC ARUBA.....		12,016
	SPAIN.....		2,954
9022140000	APPTS BASE ON X-RAY, MEDICAL,SURGICAL,VETNRY,NESOI X		727,000
	ITALY.....		670,000
	JAPAN.....		57,000
9022190000	APPARATUS BASE ON X-RAY FOR OTH USE,EX MEDICAL,ETC X		12,528
	DOMINICAN REPUBLIC.....		5,000
	PANAMA.....		7,528
9022210000	APPTS BASE ON ALPHA,BETA,ETC RADIATION,MEDICAL,ETC X		2,640
	NETHERLAND ANTIL. EXC ARUBA.....		2,640

TABLE 5 - EXPORTS OF MERCHANDISE FROM PUERTO RICO TO FOREIGN COUNTRIES,  
BY COMMODITY AND COUNTRY OF DESTINATION: FISCAL YEAR 2000

COMM-CODE	COMMODITY AND UNIT OF QUANTITY	QUANTITY	VALUE-\$
9022300000	X-RAY TUBES	NO	3
	ISRAEL .....		3
9022902000	HIGH TENSION GENERATORS, DESKS, CHAIR, ETC	X	28,025
	DOMINICAN REPUBLIC .....		25,581
9022906000	PTS OF APPARATUS BASED ON THE USE OF X-RAYS	X	60,000
	DOMINICAN REPUBLIC .....		60,000
9023000000	INST, APPTS&MODELS, FOR DEMONSTRATIONAL USE& PARTS	X	683,527
	FRANCE .....		683,527
9024800000	MACHINE&APPLIANCE, TEST HARDNESS, STRENGTH, ETC, NESOI	X	69,908
	ARGENTINA .....		14,908
	SWITZERLAND .....		5,000
	TRINIDAD @ TOBAGO .....		50,000
9024900000	PTS, MACHINE & APPLN, TEST HARDNESS/STRENGTH, ETC	X	610,920
	DOMINICAN REPUBLIC .....		565,195
	ISRAEL .....		24,625
	SAUDI ARABIA .....		4,865
	THAILAND .....		16,235
9025198040	CLINICAL THERMOMETERS, NT COMBIND W OTH INST, NESOI	NO	806
	DOMINICAN REPUBLIC .....		135
	UNITED KINGDOM OF GT BRITAIN .....		671
9025805050	HYDROMETERS, HYGROMETERS, PSYCHROMETERS, ETC, NESOI	NO	7
	UNITED ARAB EMIRATES .....		7
9025900000	PTS, HYDROMETERS, THEROMETERS, PYROMETERS, ETC	X	9,843
	NORWAY .....		9,843
9026105000	FLOW METER FOR MEAS/CHECKING FLOW/LEVEL OF LIQUIDS	NO	27
	CHILE .....		2
	DOMINICAN REPUBLIC .....		21
	FRANCE .....		4
9026200000	INST & APPRTS, MEASURING/CHECKING PRESSURE	NO	515
	DOMINICAN REPUBLIC .....		515
9026800000	INST MEASURE/CHECKING VARIABLE OF LIQ/GASES, NESOI	NO	5
	ITALY .....		4
	TRINIDAD @ TOBAGO .....		1
9026900000	PTS, INST & APPRTS MEASURE/CHECK VARIABLES LIQ/GAS	X	52,364
	BULGARIA .....		6,619
	DOMINICAN REPUBLIC .....		21,500
	ECUADOR .....		3,800
	ISRAEL .....		9,680
	ITALY .....		6,260
	REP. OF SOUTH AFRICA .....		4,505
9027100000	GAS OR SMOKE ANALYSIS APPARATUS	X	25,393
	CANADA .....		3,638
	ITALY .....		15,960
	JAPAN .....		5,795
9027202000	GAS CHROMATOGRAPHS	NO	5
	FRANCE .....		1
	TRINIDAD @ TOBAGO .....		4
9027206050	LIQUID CHROMATOGRAPHS	NO	37
	CHINA, PEOPLE'S REP. (MAINLAND) .....		33
	DOMINICAN REPUBLIC .....		4
9027209000	CHROMATOGRAPHS & ELECTROPHORESIS INST, NESOI	NO	1
	UNITED ARAB EMIRATES .....		1
9027304080	ELEC SPECTROMETERS & SPECTROGRAPHS ETC., OPT RADTN	NO	1
	CHINA, PEOPLE'S REP. (MAINLAND) .....		1
9027308020	SPECTROSCOPES USING OPTICAL RADIATIONS, NONELEC	NO	3
	UNITED KINGDOM OF GT BRITAIN .....		3
9027308080	SPECTROMETERS & SPECTROGRAPH, OPT RAD, NONELEC, NESOI	NO	3
	ITALY .....		3
9027505000	OTH CHEM ANALYSIS INSTRUMENTS & APPARATUS, NESOI	NO	1
	GERMANY .....		1
9027509000	INST, PHYSICAL/CHEM ANALYSIS OPT RADIATION, NESOI	NO	1
	CHILE .....		1
9027803100	ELECTROCHEMICAL INSTRUMENTS AND APPARATUS,	NO	47
	CHINA, PEOPLE'S REP. (MAINLAND) .....		41
	DENMARK .....		6
9027803200	CHEMICAL INSTRUMENTS AND APPARATUS, NESOI	NO	1
	HONG KONG .....		1
9027808000	INST, MEASURING/CHECKING VISCOSITY ETC, NESOI	NO	1
	DOMINICAN REPUBLIC .....		1
9027908950	PTS & ACCESS OF INST & APPTS FOR PHYSICAL/CHEM ETC	X	844,627

TABLE 5 - EXPORTS OF MERCHANDISE FROM PUERTO RICO TO FOREIGN COUNTRIES,  
BY COMMODITY AND COUNTRY OF DESTINATION: FISCAL YEAR 2000

COMM-CODE	COMMODITY AND UNIT OF QUANTITY	QUANTITY	VALUE-\$
	CHINA, PEOPLE'S REP. (MAINLAND).....		46,336
	DOMINICAN REPUBLIC.....		19,792
	ITALY.....		45,000
	JAPAN.....		733,499
9028200000	LIQUID METERS NO 22,669		1,168,409
	ANTIGUA.....	764	48,457
	BRITISH VIRGIN ISLANDS.....	44	42,495
	DOMINICAN REPUBLIC.....	5,014	92,181
	GUATEMALA.....	40	36,082
	GUYANA.....	317	36,366
	MEXICO.....	676	8,182
	NETHERLAND ANTIL. EXC ARUBA.....	1,350	47,385
	SAUDI ARABIA.....	3,300	172,029
	ST. LUCIA.....	5,068	555,600
	ST. CHRISTOPHER-NEVIS.....	3	2,577
	ST. VINCENT @ THE GRENADINES.....	1,000	33,930
	TRINIDAD @ TOBAGO.....	76	3,266
	UNITED KINGDOM OF GT BRITAIN.....	17	15,129
	URUGUAY.....	5,000	74,730
9028300000	ELECTRICITY METERS NO 381		100,500
	IRELAND.....	381	100,500
9028900080	PTS & ACCESSORIES, GAS, LIQUID OR PRODUCTION METERS X		1,075,824
	AUSTRALIAN ISLANDS.....		19,593
	COLOMBIA.....		17,560
	DOMINICA.....		12,311
	DOMINICAN REPUBLIC.....		102,862
	GRENADA.....		20,018
	GUATEMALA.....		29,900
	MEXICO.....		459,210
	NETHERLAND ANTIL. EXC ARUBA.....		50,579
	UNITED KINGDOM OF GT BRITAIN.....		81,096
	URUGUAY.....		282,695
9029900000	PTS FOR REVOLUTION COUNTERS, ODOMETER, ETC X		494,518
	BULGARIA.....		163,923
	FRANCE.....		15,605
	GERMANY.....		124,374
	POLAND.....		33,610
	SINGAPORE.....		45,500
	UNITED KINGDOM OF GT BRITAIN.....		111,506
9030100000	INST FOR MEASURING/DETECTING IONIZING RADIATIONS NO 4		19,798
	SAUDI ARABIA.....	1	5,144
	SINGAPORE.....	3	14,654
9030200000	CATHODE-RAY OSCILLOSCOPES & CATHODE-RAY OSCILLOGRAPH NO 2		6,817
	DOMINICAN REPUBLIC.....	2	6,817
9030390040	APPARATUS TO TEST VOLTAGE OR CURRENT OR RESISTANCE X		4,950
	UNITED KINGDOM OF GT BRITAIN.....		4,950
9030390080	INST & APPTS FOR MEASURING/CHECKING POWER, NESOI X		75,552
	COSTA RICA.....		9,599
	DOMINICAN REPUBLIC.....		60,000
	MALTA @ GOZO.....		5,953
9030400000	OTH INST, SPECIALLY DESIGNED FOR TELECOMMUNICATION X		77,240
	CHINA, PEOPLE'S REP. (MAINLAND).....		5,563
	DOMINICA.....		40,042
	DOMINICAN REPUBLIC.....		13,800
	ITALY.....		17,835
9030820000	INST TO CHECK SEMICONDUCT WAFERS & SUCH THAT RECORD NO 50		18,896
	MOROCCO.....	46	5,016
	NETHERLAND ANTIL. EXC ARUBA.....	1	8,236
	SINGAPORE.....	3	5,644
9030830000	INST & APP WITH RECORDING DEVICE, NESOI X		542,642
	ISRAEL.....		4,410
	SWEDEN.....		22,834
	UNITED KINGDOM OF GT BRITAIN.....		515,398
9030890000	INST, MEASURING/CHECKING ELECTRICAL QUANTITIES, NESOI X		1,335,504
	FRANCE.....		1,176,059
	ISRAEL.....		32,466
	VENEZUELA.....		126,979
9030908060	PTS & ACCESS OF ARTICLES OF SCHB SUBHDG 9030, NESOI X		63,668
	DOMINICAN REPUBLIC.....		35,000
	MALAYSIA.....		28,668

TABLE 5 - EXPORTS OF MERCHANDISE FROM PUERTO RICO TO FOREIGN COUNTRIES,  
BY COMMODITY AND COUNTRY OF DESTINATION: FISCAL YEAR 2000

COMM-CODE	COMMODITY AND UNIT OF QUANTITY	QUANTITY	VALUE-\$
9031100000	MACHINES FOR BALANCING MECHANICAL PARTS	X	3,186
	DOMINICAN REPUBLIC.....		3,186
9031200000	TEST BENCHES	X	38,025
	AUSTRALIAN ISLANDS.....		3,852
	DOMINICAN REPUBLIC.....		34,173
9031494000	OPTICAL INST FOR COODINATE-MEASURING MACHINES	X	3,693
	CANADA.....		3,693
9031808060	EQUIP, TESTING ELEC CHARACTERISTICS OF ENGINES	X	1,958,928
	NETHERLANDS.....		1,958,928
9031808080	MEASURE/CHECK INST,APPLN&MACHINES,NESOI IN CHAP 90	X	1,088,966
	AUSTRIA.....		3,195
	CHINA,PEOPLE'S REP.(MAINLAND).....		13,932
	ITALY.....		824,832
	NETHERLANDS.....		26,309
	SWEDEN.....		11,670
	UNITED ARAB EMIRATES.....		22,608
	UNITED KINGDOM OF GT BRITAIN.....		186,420
9031900000	PTS, OF MACH NESOI IN THIS CHAP,& PROFILE PROJECTR	X	28,590
	COSTA RICA.....		16,000
	DOMINICAN REPUBLIC.....		10,000
	POLAND.....		2,590
9032100000	THERMOSTATS	NO 350,527	5,829,497
	CHINA,PEOPLE'S REP.(MAINLAND).....		78
	DOMINICA.....		184
	DOMINICAN REPUBLIC.....		350,242
	HONG KONG.....		23
9032810080	HYDRAULIC&PNEUMATIC INST&APRPTS, EXC INDUSTRIAL	NO 1,368	12,972
	UNITED KINGDOM OF GT BRITAIN.....		1,368
9032893000	AUTOMATIC VOLTAGE AND VOLTAGE-CURRENT REGULATORS	X	13,528
	UNITED KINGDOM OF GT BRITAIN.....		13,528
9032896020	CONTROL INST,AIR CONDITIONING,HEATING SYSTEMS ETC	X	9,320
	GRENADA.....		6,000
	ITALY.....		3,320
9032896040	PROCESS CONTROL INST&APPTS FOR TEMPERATURE CONTROL	NO 421	21,048
	NETHERLANDS.....		421
9032896085	AUTOMATIC REGULATING/CONTROLLING INST NESOI	X	1,891,937
	CANADA.....		1,877,619
	JAMAICA.....		14,318
9032900000	PTS, AUTOM REGULATING/CONTROLLING INST & APRPTS	X	158,084
	DOMINICAN REPUBLIC.....		35,448
	ITALY.....		119,636
	SPAIN.....		3,000
9033000000	PTS, NESOI FOR MACHINES,APPLN,INST/APPTS OF CHAP90	X	771,218
	BELGIUM.....		16,000
	BERMUDA.....		58,001
	BRAZIL.....		50,000
	BRITISH VIRGIN ISLANDS.....		3,381
	DOMINICAN REPUBLIC.....		453,290
	ECUADOR.....		13,335
	HAITI.....		4,336
	HONG KONG.....		100,000
	IRELAND.....		10,400
	MEXICO.....		3,940
	NETHERLAND ANTIL. EXC ARUBA.....		3,442
	NETHERLANDS.....		14,569
	TRINIDAD @ TOBAGO.....		3,419
	UNITED KINGDOM OF GT BRITAIN.....		37,105
	CLOCKS AND WATCHES AND PARTS THEREOF.....	TOTAL	1,062,682
9101110000	WRST WATCH, ELEC OPER,PRECIOUS METAL, MECH DISPLAY	NO 490	60,007
	ARUBA.....		33
	GEORGIA.....		456
	NETHERLAND ANTIL. EXC ARUBA.....		1
9101120000	WRIST WATCH,ELEC OPER,PRECIOUS METAL,OPTO-ELEC DSP	NO 432	11,250
	DOMINICAN REPUBLIC.....		432
9101190000	WRIST WATCH, ELECTRICALLY OPER,PRECIOUS METAL, NES	NO 879	97,895
	DOMINICAN REPUBLIC.....		879
9101210000	WRST WATCH, NT BATTERY, PRECIOUS METAL, AUTOMATIC	NO 514	22,663
	HONG KONG.....		514

TABLE 5 - EXPORTS OF MERCHANDISE FROM PUERTO RICO TO FOREIGN COUNTRIES,  
BY COMMODITY AND COUNTRY OF DESTINATION: FISCAL YEAR 2000

COMM-CODE	COMMODITY AND UNIT OF QUANTITY	QUANTITY	VALUE-\$
9102110000	WRST WATCH, ELEC OPER,MECHANICAL DISPLY,BASE METAL NO	178	24,698
	ARUBA.....	65	2,829
	ST.CHRISTOPHER-NEVIS.....	89	2,960
	SWITZERLAND.....	20	7,300
	UNITED KINGDOM OF GT BRITAIN.....	4	11,609
9102190000	WRIST WATCHES, ELEC OPR,W OTHER DISPLY, BASE METAL NO	173	4,500
	VENEZUELA.....	173	4,500
9102210000	WRST WATCH, NT BATTERY, CASE BASE METAL, AUTOMATIC NO	1,898	537,749
	ARUBA.....	1,898	537,749
9102290000	WRIST WATCHES, NT BATTERY, BASE METAL, W/O AUTOMAT NO	353	12,629
	DOMINICAN REPUBLIC.....	353	12,629
9105910000	OTH CLKS, ELECTRICALLY OPER, EXC ALARM & WALL CLK NO	67	6,070
	ST.CHRISTOPHER-NEVIS.....	67	6,070
9105990000	OTH CLKS, NT ELECT OPER, EXC ALARM & WALL CLOCK NO	181	7,657
	DOMINICAN REPUBLIC.....	181	7,657
9110110000	COMPLETE MOVEMENTS OF WATCHES,UNASSEM/PTLY ASSEMBL NO	864	19,440
	GHANA.....	864	19,440
9111200000	WATCH CASES OF BASE METALS, GOLD OR SILVER PLATED NO	64	7,085
	GERMANY.....	64	7,085
9113100000	WATCH BANDS ETC,OF PRCS METAL/METAL CLAD W PRCS MT X		137,777
	ARUBA.....		62,006
	NETHERLAND ANTIL. EXC ARUBA.....		75,771
9113200000	WATCH BANDS, ETC, OF BASE METAL WHETHER/NT GLD/SLV X		3,807
	HONG KONG.....		3,807
9113900000	PARTS FOR WATCH STRAPS, BANDS, AND BRACELETS,NESOI X		3,000
	NETHERLAND ANTIL. EXC ARUBA.....		3,000
9114400000	CLOCK OR WATCH PLATES AND BRIDGES X		55,020
	SWITZERLAND.....		55,020
9114900000	PARTS FOR CLOCKS OR WATCHES, NESOI X		51,435
	DOMINICAN REPUBLIC.....		30,821
	SWITZERLAND.....		20,614
	MUSICAL INSTRUMENTS; PARTS AND ACCESSORIES OF SUCH ARTICLES..... TOTAL		250,005
9201200000	GRAND PIANOS NO	11	50,600
	SPAIN.....	11	50,600
9201900000	PIANOS, NESOI NO	1	8,835
	BRITISH VIRGIN ISLANDS.....	1	8,835
9207100020	MUSIC SYNTHESIZERS, OTHER THAN ACCORDIONS NO	2	3,120
	UNITED KINGDOM OF GT BRITAIN.....	2	3,120
9207900080	MUSICAL INSTRUMENTS, ELECTRICALLY AMPLIFIED, NESOI NO	149	21,350
	NETHERLAND ANTIL. EXC ARUBA.....	149	21,350
9209100000	METRONOMES, TUNING FORKS AND PITCH PIPES X		3,922
	TRINIDAD @ TOBAGO.....		3,922
9209920000	PTS & ACCESSORIES FOR MUSICAL INST OF HEADING 9202 X		121,766
	TRINIDAD @ TOBAGO.....		121,766
9209990000	PTS & ACCESSORIES FOR EX. CARDS, DISCS, ETC, NESOI X		40,412
	MEXICO.....		7,000
	PERU.....		7,500
	VENEZUELA.....		25,912
	ARMS AND AMMUNITION;PARTS AND ACCESSORIES THEREOF..... TOTAL		1,359,174
	ARMS AND AMMUNITION;PARTS AND ACCESSORIES THEREOF..... TOTAL		1,359,174
9302000000	REVOLVERS & PISTOLS, EXC OF HEADING 9303 OR 9304 NO	740	86,992
	CZECH REPUBLIC.....	319	46,847
	SPAIN.....	421	40,145
9303200010	SHOTGUNS FOR SPORTING, HUNTING OR TARGET-SHOOTING NO	205	51,309
	FINLAND.....	105	24,221
	HUNGARY.....	100	27,088
9305290000	PTS, OF SHOTGUNS/RIFLES OF 9303 EXC SHOTGUN BARREL X		32,520
	ISRAEL.....		32,520
9306900060	PARTS FOR GUIDED MISSILES X		1,188,353
	EGYPT.....		1,188,353
	MISCELLANEOUS MANUFACTURED ARTICLES..... TOTAL		12,320,359



TABLE 5 - EXPORTS OF MERCHANDISE FROM PUERTO RICO TO FOREIGN COUNTRIES,  
BY COMMODITY AND COUNTRY OF DESTINATION: FISCAL YEAR 2000

COMM-CODE	COMMODITY AND UNIT OF QUANTITY	QUANTITY	VALUE-\$
	FURNITURE;BEDDING,MATTRESSES,MATTRESS SUPPORTS,CUSHIONS AND SIMILAR STUFFED FURNISHINGS;LAMPS AND LIGHTING FITTINGS, NOT ELSEWHERE SPECIFIED OR INCLUDED; ILLUMINATED SIGNS, ILLUMINATED NAME- PLATES AND THE LIKE,PREFABRICATED BUILDINGS..... TOTAL		2,650,882
9401200000	SEATS OF A KIND USED FOR MOTOR VEHICLES NO	819	24,569
	JAPAN.....	819	24,569
9401613000	UPHOLSTERED CHAIRS WITH WOODEN FRAMES NO	267	62,989
	ARUBA.....	59	42,430
	DOMINICAN REPUBLIC.....	156	2,812
	JAPAN.....	52	17,747
9401710000	SEATS WITH METAL FRAMES, UPHOLSTERED NO	65	68,038
	DOMINICAN REPUBLIC.....	15	4,936
	NETHERLAND ANTIL. EXC ARUBA.....	14	2,702
	TRINIDAD @ TOBAGO.....	36	60,400
9402100000	DENTISTS', BARBERS OR SIMILAR CHAIRS AND PARTS X		105,660
	ANGUILLA.....		7,995
	ARUBA.....		7,260
	DOMINICAN REPUBLIC.....		5,950
	JAPAN.....		75,055
	ST. LUCIA.....		9,400
9402900020	MEDICAL SURGICAL DENTAL/VETERINARY FURNITURE, NESOI X		64,390
	CHINA,PEOPLE'S REP.(MAINLAND).....		5,957
	DOMINICAN REPUBLIC.....		9,610
	MICRONESIA.....		9,219
	NETHERLAND ANTIL. EXC ARUBA.....		3,360
	TURKEY.....		36,244
9403100020	METAL FILING CABINETS OF A KIND USED IN OFFICES X		6,364
	DOMINICAN REPUBLIC.....		6,364
9403100040	METAL FURNITURE OF A KIND USED IN OFFICE, NESOI X		79,414
	BRITISH VIRGIN ISLANDS.....		6,148
	DOMINICAN REPUBLIC.....		73,266
9403200010	METAL FURNITURE OF A KIND USED IN HOUSEHOLD X		29,799
	BRITISH VIRGIN ISLANDS.....		24,499
	DOMINICAN REPUBLIC.....		2,600
	ITALY.....		2,700
9403200020	METAL FURNITURE COUNTERS, LOCKERS ETC, EXC OFFICE X		162,521
	BRITISH VIRGIN ISLANDS.....		6,564
	CHILE.....		78,254
	DOMINICAN REPUBLIC.....		46,441
	ISRAEL.....		6,930
	NETHERLAND ANTIL. EXC ARUBA.....		24,332
9403200030	METAL FURNITURE AND PARTS, NESOI X		17,376
	BRITISH VIRGIN ISLANDS.....		8,448
	CANADA.....		3,243
	VENEZUELA.....		5,685
9403300000	WOODEN FURNITURE OF A KIND USED IN OFFICES X		23,000
	DOMINICAN REPUBLIC.....		23,000
9403409060	WOODEN CABINET, FOR USE IN THE KITCHEN X		4,300
	BRITISH VIRGIN ISLANDS.....		4,300
9403409500	WOODEN FURNITURE USED IN KITCHEN, EXC CABINET X		30,440
	DOMINICAN REPUBLIC.....		30,440
9403500000	WOODEN FURNITURE OF A KIND USED IN THE BEDROOM X		28,279
	BRITISH VIRGIN ISLANDS.....		21,329
	COSTA RICA.....		6,950
9403600000	WOODEN FURNITURE, NESOI X		343,661
	BARBADOS.....		20,000
	DOMINICAN REPUBLIC.....		300,751
	GUADELOUPE.....		2,910
	SPAIN.....		20,000
9403700000	FURNITURE OF PLASTICS X		16,634
	DOMINICAN REPUBLIC.....		4,650
	ITALY.....		5,128
	JAMAICA.....		6,856
9403800000	FURNITURE OF CANE, BAMBOO OR SIMLR MATERIAL, NESOI X		31,000
	BRITISH VIRGIN ISLANDS.....		31,000

TABLE 5 - EXPORTS OF MERCHANDISE FROM PUERTO RICO TO FOREIGN COUNTRIES,  
BY COMMODITY AND COUNTRY OF DESTINATION: FISCAL YEAR 2000

COMM-CODE	COMMODITY AND UNIT OF QUANTITY	QUANTITY	VALUE-\$
9403905500	PTS, OF FURNITURE RUB/PLASTIC FOR MOTOR VEHICLES	X	15,538
	BRITISH VIRGIN ISLANDS.....		3,377
	TRINIDAD @ TOBAGO.....		12,161
9403907000	FURNITURE PARTS OF WOOD	X	42,754
	DOMINICAN REPUBLIC.....		42,754
9403909000	PARTS OF FURNITURE NESOI	X	72,641
	ANTIGUA.....		22,160
	BRITISH VIRGIN ISLANDS.....		21,128
	CANADA.....		3,174
	DOMINICAN REPUBLIC.....		26,179
9404210000	MATTRESS OF CELLULAR RUBBER OR PLASTICS	NO 485	104,779
	ANTIGUA.....	30	9,714
	BRITISH VIRGIN ISLANDS.....	23	8,191
	NETHERLAND ANTIL. EXC ARUBA.....	151	22,517
	TRINIDAD @ TOBAGO.....	281	64,357
9404290000	MATTRESSES OF OTHER THAN CELLULAR RUB/PLASTICS	NO 444	86,965
	ANGUILLA.....	148	19,583
	BRITISH VIRGIN ISLANDS.....	9	2,936
	DOMINICAN REPUBLIC.....	136	20,504
	GUADELOUPE.....	151	43,942
9404904000	PILLOWS, CUSHIONS, AND SIMILAR FURNISHING	X	27,152
	DOMINICAN REPUBLIC.....		24,329
	NETHERLAND ANTIL. EXC ARUBA.....		2,823
9404907000	MATTRESS SUPPORTS COTTON NOT HAVING EMBROIDERY ETC	X	40,040
	BRITISH VIRGIN ISLANDS.....		6,119
	FRANCE.....		15,000
	NETHERLAND ANTIL. EXC ARUBA.....		18,921
9405101000	CHANDELIERS & OTH ELEC CEILING/WALL LGHT,HOUSEHOLD	NO 97	10,263
	BRITISH VIRGIN ISLANDS.....	33	6,163
	ITALY.....	64	4,100
9405103000	CHANDELIERS, ELEC CEILING/WALL LGHT, EXC HOUSEHOLD	NO 318	144,239
	BARBADOS.....	26	2,574
	BELGIUM.....	33	74,430
	BRITISH VIRGIN ISLANDS.....	33	3,548
	DOMINICAN REPUBLIC.....	83	18,771
	FRANCE.....	2	12,000
	HONG KONG.....	42	18,694
	SINGAPORE.....	4	2,743
	VENEZUELA.....	95	11,479
9405300000	LIGHTING SETS OF A KIND USED FOR CHRISTMAS TREES	NO 5,443	5,336
	DOMINICAN REPUBLIC.....	5,443	5,336
9405400000	ELECTRIC LAMPS AND LIGHTING FITTINGS, NESOI	NO 520	51,285
	BARBADOS.....	16	3,264
	BELGIUM.....	50	13,225
	BRITISH VIRGIN ISLANDS.....	6	7,044
	CANADA.....	179	9,376
	DOMINICAN REPUBLIC.....	170	11,390
	FRANCE.....	71	3,720
	NETHERLANDS.....	28	3,266
9405600000	ILLUMINATED SIGNS, ILLUMINATED NAMEPLATES AND THE	NO 766	228,031
	BARBADOS.....	1	3,500
	DOMINICAN REPUBLIC.....	163	200,000
	JAMAICA.....	1	12,531
	VENEZUELA.....	601	12,000
9405920000	LAMPS PARTS OF PLASTICS	X	70,353
	COSTA RICA.....		70,353
9405990000	PARTS FOR LAMPS AND LIGHTING FITTINGS, NESOI	X	325,272
	CANADA.....		286,245
	DOMINICAN REPUBLIC.....		39,027
9406008025	PREFABRICATED BUILDINGS OF METAL	NO 823	327,800
	ANTIGUA.....	10	5,735
	ARUBA.....	21	12,833
	DOMINICA.....	105	22,506
	DOMINICAN REPUBLIC.....	74	47,419
	NETHERLAND ANTIL. EXC ARUBA.....	518	162,646
	ST. LUCIA.....	3	60,369
	ST.VINCENT @ THE GRENADINES.....	92	16,292
	TOYS,GAMES AND SPORTS EQUIPMENT; PARTS AND ACCESSORIES THEREOF.....	TOTAL	3,526,119

TABLE 5 - EXPORTS OF MERCHANDISE FROM PUERTO RICO TO FOREIGN COUNTRIES,  
BY COMMODITY AND COUNTRY OF DESTINATION: FISCAL YEAR 2000

COMM-CODE	COMMODITY AND UNIT OF QUANTITY	QUANTITY	VALUE-\$
9501005000	WHEELED TOYS TO BE RIDDEN BY CHILDREN & PARTS	X	44,095
	DOMINICAN REPUBLIC.....		44,095
9502100000	DOLLS, WHETHER OR NOT DRESSED	NO	4,500
	DOMINICAN REPUBLIC.....	3,528	4,500
9502910000	DOLL GARMENTS AND ACCESSORIES THEREOF, FOOTWEAR	X	8,500
	DOMINICAN REPUBLIC.....		8,500
9502990000	PTS FOR DOLLS REPRESENTING ONLY HUMAN BEINGS,NESOI	X	7,000
	COLOMBIA.....		7,000
9503100000	ELECTRIC TRAINS, INCL TRACKS, & OTH ACCESS & PARTS	X	12,800
	GUADELOUPE.....		12,800
9503490025	TOYS, ANIMALS OR NON HUMAN CREATURES, NOT STUFFED	NO	6,636
	ITALY.....	743	6,636
9503490050	PARTS OF TOYS REPRESENTING ANIMALS/NON-HUMAN,NESOI	X	15,000
	COSTA RICA.....		15,000
9503500000	TOY MUSICAL INSTRUMENTS & APPTS & PTS & ACCESSORIE	X	25,741
	ARUBA.....		8,781
	NETHERLAND ANTIL. EXC ARUBA.....		16,960
9503600000	PARTS AND ACCESSORIES FOR PUZZLES	X	2,659
	JAPAN.....		2,659
9503700000	TOYS, PUT UP IN SETS OR OUTFITS & PTS & ACC, NESOI	NO	870
	SPAIN.....	870	27,840
9503900010	TOY KITES	NO	8,001
	CHILE.....	8,001	8,000
9503900045	TOYS AND MODELS, NESOI	NO	582
	ARUBA.....	276	21,466
	HAITI.....	59	3,800
	PORTUGAL.....	247	16,000
9504100010	VIDEO GAMES OF A KIND USED WITH A T.V. RECEIVER	X	209,055
	PANAMA.....		16,055
	VENEZUELA.....		193,000
9504200000	ARTICLES, PTS & ACC FOR BILLIARDS INCL POCKET BILR	X	36,988
	DOMINICAN REPUBLIC.....		36,988
9504300010	VIDEO GAMES, COIN-OR TOKEN-OPERATED	X	8,682
	DOMINICAN REPUBLIC.....		8,682
9504906000	CHESS,CHECKER,PARCHEESI,DART & OTH GAM PLYD ON BRD	X	25,663
	BRITISH VIRGIN ISLANDS.....		25,663
9504909060	BOWLING EQUIPMENT AND PARTS AND ACCESSORIES	X	10,940
	NETHERLAND ANTIL. EXC ARUBA.....		10,940
9504909080	ARTICLES FOR ARCADE, TABLE OR PARLOR GAMES, NESOI	X	42,249
	CHILE.....		32,189
	VENEZUELA.....		10,060
9505906000	FESTIVE, OR OTHER ENTERTAINMENT ARTICLES, NESOI	X	612,281
	BRITISH VIRGIN ISLANDS.....		36,669
	DOMINICAN REPUBLIC.....		100,112
	GUADELOUPE.....		51,565
	NETHERLAND ANTIL. EXC ARUBA.....		416,094
	ST.CHRISTOPHER-NEVIS.....		7,841
9506290040	SURF BOARD & OTH WATER-SPORT EQUIP, PTS ETC, NESOI	X	45,709
	ARUBA.....		4,185
	BRITISH VIRGIN ISLANDS.....		5,920
	DOMINICAN REPUBLIC.....		8,081
	GUADELOUPE.....		2,523
	PANAMA.....		25,000
9506310000	GOLF CLUBS, COMPLETE	NO	241
	SINGAPORE.....	66	189,022
	UNITED KINGDOM OF GT BRITAIN.....	175	5,248
9506320000	GOLF BALLS	DOZ	175
	CHINA,PEOPLE'S REP.(MAINLAND).....	9,251	54,705
9506910000	GYMANASIUM, OR OTH EXERCISE ARTICLES & EQUIP& PTS	X	9,251
	DOMINICAN REPUBLIC.....		54,705
	FRANCE.....		136,640
	SWITZERLAND.....		4,990
9506991500	BASEBALL ARTICLES & EQUIP, EXC BALLS & PTS ETC.	X	104,000
	DOMINICAN REPUBLIC.....		27,650
9506997000	ARTICLES & EQUIP FOR GYMNASTICS, NESOI	X	17,016
	BELGIUM.....		17,016
	BRITISH VIRGIN ISLANDS.....		889,308
	FRANCE.....		214,076
	GERMANY.....		25,908
			68,649
			571,908

TABLE 5 - EXPORTS OF MERCHANDISE FROM PUERTO RICO TO FOREIGN COUNTRIES,  
BY COMMODITY AND COUNTRY OF DESTINATION: FISCAL YEAR 2000

COMM-CODE	COMMODITY AND UNIT OF QUANTITY	QUANTITY	VALUE-\$
	UNITED KINGDOM OF GT BRITAIN.....		8,767
9507900000	LINE-FISHING TACKLE & HUNT/SHOOTING EQUIP & PTS,NE X		18,340
	CHINA,PEOPLE'S REP.(MAINLAND).....		18,340
9508000000	MERRY-GO-ROUNDS, OTH FAIRGROUND AMUSEMENTS, PARTS X		1,025,484
	BRAZIL.....		18,500
	BRITISH VIRGIN ISLANDS.....		210,000
	DOMINICAN REPUBLIC.....		11,000
	NETHERLAND ANTIL. EXC ARUBA.....		71,575
	VENEZUELA.....		714,409
	MISCELLANEOUS MANUFACTURED ARTICLES..... TOTAL		6,143,358
9602001040	UNFILLED GELATIN CAPSULES THS	1,750	5,285
	ITALY.....	1,750	5,285
9602006000	WORKED VEG/MIN CARVING MAT,MOLDED/CARVED ART,NESOI X		18,571
	GERMANY.....		18,571
9603210000	TOOTH BRUSHES NO	4,318,099	5,651,589
	ANTIGUA.....	3,456	3,106
	ARGENTINA.....	3,344	77,036
	ARUBA.....	7,704	14,269
	BARBADOS.....	32,400	24,312
	BELGIUM.....	465,013	541,395
	BRAZIL.....	18,832	459,253
	CHILE.....	117,490	138,670
	COLOMBIA.....	367,754	427,642
	DOMINICAN REPUBLIC.....	125,358	143,384
	ECUADOR.....	1,672	40,640
	GERMANY.....	463,889	206,095
	GUATEMALA.....	18,544	379,297
	JAMAICA.....	23,797	14,631
	MEXICO.....	2,009,706	2,368,126
	NETHERLAND ANTIL. EXC ARUBA.....	17,880	23,158
	NETHERLANDS.....	20,741	128,685
	PERU.....	144	8,938
	REP. OF SOUTH AFRICA.....	1,674	11,203
	ST. LUCIA.....	15,418	15,612
	SWITZERLAND.....	80,982	25,104
	TRINIDAD @ TOBAGO.....	10,158	9,033
	UNITED KINGDOM OF GT BRITAIN.....	11,160	90,696
	URUGUAY.....	3,872	90,156
	VENEZUELA.....	497,111	411,148
9603500000	OTHR BRUSHES,AS PARTS OF MACHINES,APPLIANCE,VEHICL NO	1,506	12,965
	FINLAND.....	1,506	12,965
9603900000	HAND-OPERATED MECHANICAL FLOOR SWEEPER ETC, NESOI NO	6	6,000
	DOMINICAN REPUBLIC.....	6	6,000
9605000000	TRAVEL SETS FOR PERSONAL TOILET,ETC X		2,886
	ARUBA.....		2,886
9606100000	PRESS-FASTENERS, SNAP-FASTNERS & PRESS-STUDS& PTS X		11,850
	DOMINICAN REPUBLIC.....		11,850
9606210000	BUTTONS OF PLASTICS, NOT COVERED WITH TEXT MATERLS GRS	14,724	22,336
	DOMINICAN REPUBLIC.....	14,724	22,336
9606300000	BUTTONS MOLDS & OTHER PARTS OF BUTTONS; BUTTON BLA X		4,095
	DOMINICAN REPUBLIC.....		4,095
9607190000	SLIDE FASTENERS, NESOI NO	518,450	217,749
	COSTA RICA.....	499,045	209,599
	DOMINICAN REPUBLIC.....	19,405	8,150
9607200000	PARTS OF SLIDE FASTENERS X		3,735
	ARUBA.....		3,735
9608100000	BALL POINT PENS GRS	2,878	43,183
	BARBADOS.....	1	2,842
	DOMINICAN REPUBLIC.....	42	6,840
	ITALY.....	2	5,000
	JAMAICA.....	2,833	28,501
9608408000	PROPELLING OR SLIDING PENCILS,NESOI GRS	2	2,707
	ANTIGUA.....	2	2,707
9608500000	SETS OF ART FRM TWO OR MORE SUBHD 9608.10--9608.40 NO	122	2,849
	BARBADOS.....	122	2,849
9608600000	REFILS FOR BALL PT PENS,COMRISING BALL PT & INK RS NO	4,075	15,772
	FRANCE.....	4,075	15,772
9611000000	DATE SEALING OR NUMBERING STAMPS,ETC FOR HAND OPER X		2,750

TABLE 5 - EXPORTS OF MERCHANDISE FROM PUERTO RICO TO FOREIGN COUNTRIES,  
BY COMMODITY AND COUNTRY OF DESTINATION: FISCAL YEAR 2000

COMM-CODE	COMMODITY AND UNIT OF QUANTITY	QUANTITY	VALUE-\$
	BRITISH VIRGIN ISLANDS.....		2,750
9612101000	RIBBONS <30MM IN PLST/MTL CRTDGS FOR TYPEWRITERS DOZ	2,500	26,175
	TURKEY.....	2,500	26,175
9612109000	TYPEWRITER OR SIMILAR RIBBONS, NESOI DOZ	321	10,541
	ANTIGUA.....	321	10,541
9613800000	OTHER LIGHTERS, NESOI NO	2,050	13,891
	IRELAND.....	2,044	11,222
	ROMANIA.....	6	2,669
9614202000	PIPES AND PIPE BOWLS, NESOI NO	2	5,146
	BERMUDA.....	2	5,146
9615190000	COMBS, HAIR-SLIDES AND THE LIKE, NESOI X		40,295
	ARGENTINA.....		16,095
	DOMINICAN REPUBLIC.....		24,200
9616100000	SCENT SPRAYERS,ETC,& MOUNTS & HEADS THEREFORE X		22,988
	ARUBA.....		5,553
	UNITED ARAB EMIRATES.....		17,435
	WORK OF ART, COLLECTORS PIECES AND ANTIQUES..... TOTAL		585,341
	WORK OF ART, COLLECTORS PIECES AND ANTIQUES..... TOTAL		585,341
9701100000	PAINTINGS, DRAWING AND PASTELS EXC OF HEADING 4906 X		503,419
	GERMANY.....		108,000
	GREECE.....		81,000
	ITALY.....		13,000
	SPAIN.....		156,382
	SWEDEN.....		17,400
	SWITZERLAND.....		127,637
9701900000	PAINTINGS, DRAWING AND PASTELS, NESOI X		22,460
	CHILE.....		17,175
	SPAIN.....		5,285
9703000000	ORIGINAL SCULPTURES AND STATUARY, IN ANY MATERIAL X		3,200
	SPAIN.....		3,200
9706000000	ANTIQUES OF AN AGE EXCEEDING ONE HUNDRED YEARS X		56,262
	BELGIUM.....		3,600
	ISRAEL.....		49,853
	SPAIN.....		2,809
	SPECIAL CLASSIFICATION PROVISIONS..... TOTAL		18,324,834
	SPECIAL CLASSIFICATION PROVISIONS..... TOTAL		18,324,834
9801100000	VALUE OF REPAIR/ALTER ARTICLES PREVIOUS IMPORTED X		3,574,941
	ARUBA.....		418,000
	BELGIUM.....		442,192
	BELIZE.....		3,740
	CANADA.....		333,671
	CHINA (TAIWAN).....		7,800
	COLOMBIA.....		9,520
	DOMINICAN REPUBLIC.....		1,027,171
	FRANCE.....		41,320
	GERMANY.....		17,700
	ISRAEL.....		24,229
	ITALY.....		7,974
	MEXICO.....		53,840
	NETHERLAND ANTIL. EXC ARUBA.....		1,034,550
	TRINIDAD @ TOBAGO.....		50,000
	UNITED KINGDOM OF GT BRITAIN.....		103,234
9802100000	COMMINGLED FOOD PRODUCTS, DONATED, RELIEF/CHARITY X		99,500
	COLOMBIA.....		16,000
	DOMINICAN REPUBLIC.....		8,500
	VENEZUELA.....		75,000
9802200000	MEDICINAL & PHARMACEUTICAL PRODUCTS, DONATED X		3,496,175
	ARGENTINA.....		52,704
	ARUBA.....		6,313
	BAHAMAS.....		50,590
	BARBADOS.....		89,567
	BELGIUM.....		105,581

TABLE 5 - EXPORTS OF MERCHANDISE FROM PUERTO RICO TO FOREIGN COUNTRIES,  
BY COMMODITY AND COUNTRY OF DESTINATION: FISCAL YEAR 2000

COMM-CODE	COMMODITY AND UNIT OF QUANTITY	QUANTITY	VALUE-\$
	BERMUDA.....		13,219
	COSTA RICA.....		11,000
	DOMINICAN REPUBLIC.....		117,595
	FRANCE.....		19,599
	GRENADA.....		9,516
	HAITI.....		4,000
	JAMAICA.....		22,776
	MEXICO.....		10,000
	NETHERLAND ANTIL. EXC ARUBA.....		12,672
	NICARAGUA.....		2,861,819
	PANAMA.....		5,125
	TRINIDAD @ TOBAGO.....		87,011
	UNITED KINGDOM OF GT BRITAIN.....		17,088
9802300000	ALL WEARING APPAREL, DONATED FOR RELIEF/CHARITY X		153,351
	ARUBA.....		8,011
	DOMINICAN REPUBLIC.....		126,706
	JAMAICA.....		11,632
	ST.CHRISTOPHER-NEVIS.....		7,002
9802400000	ARTICLES DONATED FOR RELIEF OR CHARITY, NESOI X		328,092
	COLOMBIA.....		4,065
	CUBA.....		201,000
	DOMINICAN REPUBLIC.....		6,500
	HAITI.....		59,135
	JAMAICA.....		13,392
	VENEZUELA.....		44,000
9803100000	MILITARY WEARING APPAREL OF ALL TYPES & MATERIALS X		351,086
	COLOMBIA.....		21,119
	DOMINICAN REPUBLIC.....		266,660
	ISRAEL.....		32,850
	PORTUGAL.....		22,050
	REPUBLIC OF KOREA.....		2,998
	TRINIDAD @ TOBAGO.....		5,409
9803200000	MILITARY EQUIPMENTS NOT IDENTIFIED BY KIND X		63,432
	UNITED KINGDOM OF GT BRITAIN.....		63,432
9809005000	SHIPMENTS UNDER \$20,001, NOT IDENTIFIED BY KIND X		10,098,009
	ANGUILLA.....		83,789
	ANTIGUA.....		122,626
	ARGENTINA.....		39,825
	ARUBA.....		643,020
	AUSTRALIAN ISLANDS.....		27,084
	BAHAMAS.....		55,139
	BARBADOS.....		501,429
	BELGIUM.....		14,504
	BRAZIL.....		55,437
	BRITISH VIRGIN ISLANDS.....		443,625
	CAYMAN ISLANDS.....		3,869
	CHILE.....		69,080
	CHINA (TAIWAN).....		46,851
	CHINA, PEOPLE'S REP. (MAINLAND).....		64,591
	COLOMBIA.....		124,393
	COSTA RICA.....		623,740
	DOMINICA.....		78,967
	DOMINICAN REPUBLIC.....		2,477,237
	ECUADOR.....		225,000
	EL SALVADOR.....		44,638
	FINLAND.....		6,492
	FRANCE.....		71,128
	GEORGIA.....		8,129
	GERMANY.....		102,971
	GRENADA.....		24,520
	GUADELOUPE.....		136,401
	GUATEMALA.....		65,466
	GUYANA.....		38,474
	HAITI.....		217,727
	HONDURAS.....		43,987
	HONG KONG.....		107,034
	HUNGARY.....		3,144
	INDIA.....		25,537
	IRELAND.....		17,307
	ISRAEL.....		32,688

TABLE 5 - EXPORTS OF MERCHANDISE FROM PUERTO RICO TO FOREIGN COUNTRIES,  
BY COMMODITY AND COUNTRY OF DESTINATION: FISCAL YEAR 2000

COMM-CODE	COMMODITY AND UNIT OF QUANTITY	QUANTITY	VALUE-\$
	ITALY.....		130,583
	JAMAICA.....		429,778
	JAPAN.....		55,550
	JORDAN.....		29,683
	LEBANON.....		16,088
	MALAYSIA.....		11,621
	MARTINIQUE.....		3,000
	MEXICO.....		178,327
	MONTserrat.....		19,258
	NETHERLAND ANTIL. EXC ARUBA.....		816,102
	NETHERLANDS.....		141,433
	NEW ZEALAND ISLANDS.....		8,000
	NICARAGUA.....		3,217
	NORWAY.....		4,605
	PANAMA.....		228,868
	PERU.....		105,396
	PHILIPPINES.....		35,985
	REP. OF SOUTH AFRICA.....		2,754
	REPUBLIC OF KOREA.....		24,114
	RUSSIA.....		30,316
	SINGAPORE.....		6,277
	SLOVENIA.....		8,440
	SPAIN.....		81,625
	ST. LUCIA.....		95,163
	ST.CHRISTOPHER-NEVIS.....		172,167
	ST.VINCENT @ THE GRENADINES.....		43,740
	SURINAME.....		10,800
	SWITZERLAND.....		26,013
	TRINIDAD @ TOBAGO.....		490,477
	TURKEY.....		3,356
	TURKS @ CAICOS ISLANDS.....		9,512
	UNITED ARAB EMIRATES.....		36,707
	UNITED KINGDOM OF GT BRITAIN.....		86,934
	VENEZUELA.....		106,271
9870003000	CANADIAN GOODS RETURNED.....	X	160,248
	CANADA.....		160,248

TABLE 6 - SHIPMENTS OF MERCHANDISE FROM PUERTO RICO TO VIRGIN ISLANDS,  
BY COMMODITY: FISCAL YEAR 2000

COMM-CODE	COMMODITY AND UNIT OF QUANTITY	QUANTITY	VALUE-\$
	TOTAL		63,682,899
	LIVE ANIMALS;ANIMAL PRODUCTS..... TOTAL		209,130
	LIVE ANIMALS..... TOTAL	1	30,000
0101110000	HORSES, LIVE, PUREBRED BREEDING NO	1	30,000
	MEAT AND EDIBLE MEAT OFFAL..... TOTAL	44,930	50,722
0203194000	MEAT OF SWINE, NESOI, EX PROCESSED, FRESH/CHILLED KG	955	4,376
0207120020	CHICKENS, YOUNG, NOT CUT IN PIECES, FROZEN KG	40,340	38,112
0207140090	CHKN CUTS/EDBL OFFL(INC LVRS), FRZN, OTHER KG	3,227	5,440
0207270045	TRKY CUTS/EDBL OFFL(INCL LVRS) FRZN, BRSTS & PARTS KG	408	2,794
	FISH AND CRUSTACEANS, MOLLUSCS AND OTHER AQUATIC INVERTEBRATES..... TOTAL	11,128	58,919
0302110090	TROUT (EXCEPT FARMED RAINBOW TROUT) FRESH/CHILLED KG	1,677	7,300
0302697000	FISH NESOI FRESH/CHILLD EXCEPT FILLETS/LIVERS/ROES KG	1,067	6,400
0303100012	CHINOOK (KING) SALMON FROZEN EX FILLET/LIVER/ROE KG	682	3,075
0303804095	FISH LIVERS AND ROES NESOI, FROZEN KG	845	6,719
0305100000	FISH MEAL FIT FOR HUMAN CONSUMPTION KG	1,023	6,170
0305300000	FISH FILLETS, DRIED, SALTED OR IN BRINE, NT SMOKED KG	2,082	9,800
0305410000	PACIFIC, ATLANTIC AND DANUBE SALMON, SMOKED KG	411	6,765
0305690000	FISH NESOI,SALTED NOT DRIED OR SMOKED; IN BRINE KG	3,341	12,690
	DAIRY PRODUCE;BIRDS EGGS;NATURAL HONEY EDIBLE PRODUCTS OF ANIMAL ORIGIN, NOT ELSEWHERE SPECIFIED OR INCLUDED..... TOTAL	62,259	66,489
0402100000	MLK & CRM CNTD W/N SWT POWDR GRAN/SLDS NOV1.5% FAT KG	2,965	20,540
0402210000	MLK/CREAM CNCTRD NT SWTN PWD/OTH SOLIDS OV 1.5% FA KG	56,578	42,025
0404900000	PRODUCTS OF NATURAL MILK CONSTITUENTS, NESOI KG	2,716	3,924
	PRODUCTS OF ANIMAL ORIGIN, NOT ELSEWHERE SPECIFIED OR INCLUDED..... TOTAL	617	3,000
0511910000	PRODUCTS, FISH, CRUSTACEANS ETC, DEAD ANMLS OF CH3 KG	617	3,000
	VEGETABLES PRODUCTS..... TOTAL		234,623
	LIVE TREES AND OTHER PLANTS; BULBS, ROOTS AND THE LIKE; CUT FLOWERS AND ORNAMENTAL FOLIAGE..... TOTAL		74,522
0602100000	UNROOTED CUTTINGS AND SLIPS OF PLANTS, NESOI NO	4,507	16,179
0602400000	ROSES, GRAFTED OR NOT NO	74	2,866
0602909010	TREES AND SHRUBS LIVE WITHOUT SOIL ATTACHED, NESOI NO	3,230	38,750
0604910000	FOLIAGE, BRANCHES ETC, FRESH X		13,382
0604990000	FOLIAGES, BRANCHES ETC DRID/DYED/BLACHD/IMPREG ETC X		3,345
	COFFEE, TEA, MATE AND SPICES..... TOTAL	701	3,045
0901210000	COFFEE, ROASTED, NOT DECAFFEINATED KG	701	3,045
	PRODUCTS OF THE MILLING INDUSTRY; MALT; STARCHES; INULIN; WHEAT GLUTEN..... TOTAL	253,388	132,056
1101000000	WHEAT OR MESLIN FLOUR KG	222,698	112,152
1102200000	CORN (MAIZE) FLOUR KG	23,799	14,668
1103130020	GROATS AND MEAL OF CORN (MAIZE), CORNMEAL KG	6,891	5,236
	OIL SEEDS AND OLEAGINOUS FRUITS; MISCELLANEOUS GRAINS, SEEDS AND FRUITS; INDUSTRIAL OR MEDICINAL PLANTS; STRAW AND FODDER..... TOTAL	16,000	25,000
1210200040	HOP CONES GROUND OR POWDERED, FRESH/DRIED; LUPULIN KG	16,000	25,000



TABLE 6 - SHIPMENTS OF MERCHANDISE FROM PUERTO RICO TO VIRGIN ISLANDS,  
BY COMMODITY: FISCAL YEAR 2000

COMM-CODE	COMMODITY AND UNIT OF QUANTITY		QUANTITY	VALUE-\$
	PREPARED FOODSTUFFS; BEVERAGES, SPIRITS AND VINEGAR; TOBACCO AND MANUFACTURED TOBACCO SUBSTITUTES.....	TOTAL		8,898,934
	PREPARATIONS OF MEAT, OF FISH, OR OF CRUSTACEANS, MOLLUSCS OR OTHER AQUATIC INVERTEBRATES.....	TOTAL	15,261	30,939
1601000090	SAUSAGES & SIMILAR PRDTS, OTHER THAN POULTRY, OTHR	KG	12,251	12,710
1602509020	PREP MEALS OF MEAT OF BOVINE ANMLS WITH CEREAL/VEG	KG	1,010	9,160
1604197000	FISH WHOLE/PIECES, NOT MINCED, PREP OR PRES, NESOI	KG	1,091	2,652
1605201025	SHRIMPS AND PRAWNS, PREPARED, FROZEN, NESOI	KG	909	6,417
	SUGARS AND SUGAR CONFECTIONARY.....	TOTAL	15,004	63,502
1704100000	CHEWING GUM, WHETHER OR NOT SUGAR COATED	KG	6,619	25,571
1704903000	CONFECTIONS/SWEETMEATS, READY FR CONSUMPTN, NO COC	KG	176	2,635
1704907000	SUGAR CONFECTIONERY, WITHOUT COCOA, NESOI	KG	8,209	35,296
	COCOA AND COCOA PREPARATIONS.....	TOTAL	88,829	359,300
1801000000	COCOA BEANS, WHOLE OR BROKEN, RAW OR ROASTED	KG	5,103	6,378
1806100000	COCOA POWDER CONT ADDED SUGAR OR OTHER SWEETENING	KG	67,829	280,101
1806206000	CONFECTIONERS COATINGS/PRODS 6.8% COCOA SOLID BULK	KG	2,339	11,224
1806310040	CHOC/COCOA PREP CONFECTNRY BLK/BAR NOTOV2KG FILLED	KG	9,113	42,871
1806900063	CONFECTIONERY, COCOA FOOD PREPS, NESOI, FOR RETAIL	KG	3,127	13,230
1806900083	CONFECTIONERY, COCOA FOOD PREPS, NESOI, NOT RETAIL	KG	1,318	5,496
	PREPARATIONS OF CEREALS, FLOUR, STARCH OR MILK; BAKERS WARES.....	TOTAL	2,138,815	5,500,624
1901100000	PREPARATIONS FOR INFANT USE, FOR RETAIL SALE	KG	3,815	61,424
1901909500	FOOD PREPARATIONS FLOUR, STARCH, DAIRY ETC, NESOI	KG	3,228	7,966
1902200020	PASTA, STUFFED, CANNED	KG	10,669	19,125
1905300020	SWEET BISCUITS, WAFFLES AND WAFERS, FROZEN	KG	39,970	67,186
1905300040	SWEET BISCUITS, WAFFLES AND WAFERS, NESOI	KG	85,525	286,444
1905901049	BREAD/BISCUIT ETC, W/NT CONTAIN CHOC ETC FROZEN	KG	13,690	22,442
1905901050	PASTRY/CAKE/PUDDING WHETHER/NT CONT CHOC ETC NESOI	KG	104,915	249,228
1905901080	BREAD/BISCUITS/SIMILAR BAKED PRODUCTS, NESOI	KG	1,653,269	4,264,711
1905909030	CORN CHIPS AND SIMILAR CRISP SAVORY SNACK FOODS	KG	169,675	389,252
1905909090	COMMUNION/SEALING WAFER RICE PPR EMPTY CAPSULE ETC	KG	54,059	132,846
	PREPARATIONS OF VEGETABLES, FRUIT, NUTS, OR OTHER PARTS OF PLANTS.....	TOTAL		623,021
2004908000	BEANS, PREPARED OR PRESERVED NESOI, FROZEN	KG	9,111	10,091
2005400000	PEAS (PISUM SATIVUM) PREP/PRES NESOI, NOT FROZEN	KG	21,052	49,432
2005590000	BEANS, NOT SHELLED, PREP/PRES NESOI, NOT FROZEN	KG	146,810	160,872
2005700000	OLIVES PREP/PRES EX VINEGAR/ACETIC ACID NOT FROZEN	KG	1,524	3,235
2008800000	STRAWBERRIES, PREPARED OR PRESERVED NESOI	KG	17,503	6,791
2009110020	ORANGE JUICE UNFERMNTD FROZEN CNTR UNDER .946LITER	L	48,833	22,464
2009190000	ORANGE JUICE, UNFERMENTED, NOT FROZEN	L	11,611	8,708
2009500000	TOMATO JUICE (DRY WEIGHT CONTENT LESS THAN 7%)	L	8,624	3,277
2009800000	JUICE OF ANY SINGLE FRUIT/VEGTBLE UNFERMENTD NESOI	L	281,722	115,569
2009902000	MIXTURES OF VEGETABLE JUICES, UNFERMENTED	L	19,502	7,606
2009904000	MIXTURES OF FRUIT JUICES, UNFERMENTED	L	505,930	234,976
	MISCELLANEOUS EDIBLE PREPARATIONS.....	TOTAL	418,012	843,545
2103204000	TOMATO SAUCES, NESOI	KG	68,562	77,982
2103909070	MIXED CONDIMENTS AND MIXED SEASONINGS	KG	41,007	175,999
2103909090	SAUCES AND PREPARATIONS THEREFOR, NESOI	KG	22,016	26,189
2105000010	ICE CREAM, WHETHER OR NOT CONTAINING COCOA	KG	18,144	67,316
2106100000	PROTEIN CONCENTRATES & TEXTURED PROTEIN SUBSTANCES	KG	103,375	169,712
2106906573	PREPARATIONS FOR MANUFACTURE OF BEVERAGES, NESOI	KG	12,463	14,691
2106906585	CONFECTIONERY INCL GUM CONTNG SYNTHETIC SWEETENERS	KG	505	8,586
2106906592	FOOD PREPARATIONS, NESOI, CANNED	KG	99,324	155,302
2106906595	FOOD PREPARATIONS, NESOI, FROZEN	KG	19,228	20,000
2106907020	EDIBLE PREPS, NOT CANNED/FROZEN, CONT SUGAR, NESOI	KG	19,704	17,254
2106907090	EDIBLE PREPS, NOT CANNED/FRZN, N/CONT SUGAR, NESOI	KG	13,684	110,514

TABLE 6 - SHIPMENTS OF MERCHANDISE FROM PUERTO RICO TO VIRGIN ISLANDS,  
BY COMMODITY: FISCAL YEAR 2000

COMM-CODE	COMMODITY AND UNIT OF QUANTITY	QUANTITY	VALUE-\$
	BEVERAGES, SPIRITS AND VINEGAR..... TOTAL		1,275,577
2201100000	WATER, MINERAL & AERATED NATRL/ARTFCL NT SWTN/FLAV L	80,852	12,115
2201900000	WATERS NOT SWEETND OR FLAVORED NESOI; ICE AND SNOW T	280	97,762
2202100060	WATERS INCL MINERAL & AERATED, SWTND/FLAVORD NESOI L	185,793	53,880
2202901500	MILK-BASED DRINKS, NONALCOHOLIC L	4,681	3,979
2202909090	BEVERAGES NONALCOHOLIC NESOI EXCL FRUIT/VEGT JUICE L	303,736	152,281
2204100000	SPARKLING WINE OF FRESH GRAPES L	125,117	146,379
2204214000	GRAPE WINE NESOI NOV 14% ALCOHOL CNTRS 2L OR LESS L	31,646	50,000
2204217000	GRAPE WINE NESOI OVER 14% ALCOHOL CNTRS 2L OR LESS L	352,491	264,369
2208306040	WHISKIES, BOURBON, CONTAINERS OVER 4 LITERS EACH PFL	86	20,612
2208309040	WHISKIES EX BOURBON, CONTAINERS OVER 4 LITERS PFL	36,407	50,971
2208400030	RUM AND TAFIA, CONTAINERS NOT OVER 4 LITERS EACH PFL	265,111	284,011
2208400050	RUM AND TAFIA, CONTAINERS OVER 4 LITERS PFL	62,109	42,855
2208500000	GIN AND GENEVA PFL	77,937	64,689
2208700000	LIQUEURS AND CORDIALS PFL	9,791	31,674
	RESIDUES AND WASTE FROM THE FOOD		
	INDUSTRIES; PREPARED ANIMAL FEED..... TOTAL		79,993
2301100000	FLOUR MEAL & PELLET MEAT/MEAT OFFAL INEDIB; GREAVE T	11	4,375
2309100000	DOG AND CAT FOOD, PUT UP FOR RETAIL SALE KG	1,000	3,136
2309901020	POULTRY FEEDS, PREPARED T	37	38,374
2309901050	MIXED FEEDS OR MIXED FEED INGREDIENTS, ANML, NESOI T	51	16,175
2309908500	PREPARATIONS USED IN ANIMAL FEEDING NESOI KG	35,902	17,933
	TOBACCO AND MANUFACTURED		
	TOBACCO SUBSTITUTES..... TOTAL	4,554	122,433
2402103030	SMALL CIGARS/CHEROOTS/CIGARILLOS WITH TOB <\$.15 EA THS	97	8,703
2402107000	CIGAR/CHEROOT/CIGARILLO CONTAINING TOBACCO NESOI THS	67	6,000
2402200000	CIGARETTES CONTAINING TOBACCO THS	4,390	107,730
	MINERAL PRODUCTS..... TOTAL		6,798,816
	SALT; SULFUR; EARTHS AND STONE;		
	PLASTERING MATERIALS, LIME AND CEMENT..... TOTAL		270,202
2505900000	SANDS, NATURAL, NESOI T	4,717	97,500
2517490000	STONE GRANULES, CHIPPINGS A PWDRS (EX MRBL) NESOI T	8	7,500
2522300000	HYDRAULIC LIME KG	211,367	27,202
2530900060	OTHER MINERAL SUBSTANCES NESOI KG	1,088,630	138,000
	MINERALS FUELS, MINERAL OILS AND		
	PRODUCTS OF THEIR DISTILLATION;		
	BITUMINOUS SUBSTANCES; MINERAL WAXES..... TOTAL		6,528,614
2705000000	COAL GS,WTR GS, PRDCR GS ETC, EX PET GS A OTH GS H KM3	214	13,910
2706000000	MINERAL TARS, INCLUDING RECONSTITUTED TARS L	353,044	52,000
2709002000	CRUDE PETROLEUM TESTING 25 DEGREES API OR MORE X		125,000
2710000550	OTHER FUEL OILS UNDER 25 DEGREES API NESOI BBL	164	5,262
2710001005	LT FUEL OIL 25 DEG API A OVER NT OVR .05 PCT SULFR BBL	3,971	154,282
2710001007	LT FUEL OIL 25 DEG API A OVER, OVER 0.05 PCT SULFR BBL	56,375	1,872,177
2710001510	LEADED GASOLINE BBL	10,591	343,319
2710001518	UNLEADED GASOLINE, OTHER BBL	72,081	2,819,448
2710002000	KEROSENE, EXC MOTOR FUEL OR BLENDING STOCK BBL	55	3,846
2710002500	NAPHTHAS, EXC MOTOR FUEL OR BLENDING STOCK BBL	2,759	91,300
2710003010	AVIATION ENGINE LUBRICATING OILS BBL	438	32,638
2710003020	AUTOMTVE, DSL OR MRNE ENGNE LUB OILS BBL	10,848	757,202
2710003030	TURBINE LUBRICATING OIL, INCLUDING MARINE BBL	497	112,906
2710005060	OTH PET OILS & OILS FRM BITUM MNRL,NT CRUDE, NESOI X		3,100
2711110000	NATURAL GAS, LIQUEFIED KM3	1,502	34,759
2711120000	PROPANE, LIQUEFIED BBL	546	9,989
2711210000	NATURAL GAS, GASEOUS KM3	331	20,768
2711290000	PETROL GAS A OTH GAS HYDROCARBONS,GASEOUS, NESOI X		64,708
2714900000	BITUMEN A ASPHALT, ASPHALTITES AND ASPHALTIC ROCKS T	27	6,000
2715000000	BIT MIX FR NAT ASPH, NAT BIT,PET BIT,MIN TAR OR PT T	3	6,000

TABLE 6 - SHIPMENTS OF MERCHANDISE FROM PUERTO RICO TO VIRGIN ISLANDS,  
BY COMMODITY: FISCAL YEAR 2000

COMM-CODE	COMMODITY AND UNIT OF QUANTITY	QUANTITY	VALUE-\$
	PRODUCTS OF THE CHEMICAL OR ALLIED INDUSTRIES..... TOTAL		5,887,140
	INORGANIC CHEMICALS; ORGANIC OR INORGANIC COMPOUNDS OF PRECIOUS METALS, OF RARE-EARTH METALS, OF RADIOACTIVE ELEMENTS OR OF ISOTOPES..... TOTAL		162,652
2804100000	HYDROGEN KM3	705	18,215
2814200000	AMMONIA IN AQUEOUS SOLUTION T	157	53,316
2815110000	SOLID SODIUM HYDROXIDE (CAUSTIC SODA) KG	19,310	66,677
2828100000	COMMERCIAL CALCIUM HYPOCHLORITE KG	4,164	8,811
2828900000	HYPOCHLORITES, CHLORITES, AND HYPOBROMITES, NESOI KG	7,363	15,633
	ORGANIC CHEMICALS..... TOTAL	45,717	136,675
2902903010	DODECYLBENZENE KG	38,000	9,400
2903450000	OTHER DERIV PERHALOGENATED W FLUORINE & CHLORINE KG	123	2,510
2903499060	DERIV ACYLIC HYDRCARB CONT TWO OR MORE HALOGENS KG	341	4,175
2916126000	ESTERS OF ACRYLIC ACID NESOI KG	1,455	3,200
2918140000	CITRIC ACID KG	3,096	5,016
2933902350	AROM OR MOD AROM PESTICIDES WITH NITRO ETC NESOI KG	1,080	14,430
2941906000	ANTIBIOTICS NESOI KG	16	3,445
2942000000	ORGANIC COMPOUNDS NESOI KG	1,606	94,499
	PHARMACEUTICAL PRODUCTS..... TOTAL	69,686	711,444
3002200000	VACCINES FOR HUMAN MEDICINE KG	33	6,150
3002905050	TOXINS, CULTURES OF MICRO-ORGANISMS AND SIM PROD KG	9	39,980
3004400040	OTHER MEDICAMENTS PRIM AFFECTING THE CNS NESOI KG	125	6,000
3004505005	OTHER MEDICAMENTS CONT VITAMINS ETC, NESOI KG	84	2,989
3004909015	ANTINEOPLASTIC AND IMMUNOSUPPRESSIVE MEDICAMENTS KG	1,160	65,389
3004909030	ANTICONVULSANTS, HYPNOTICS & SEDATIVES FR RTL SALE KG	134	54,610
3004909080	ANTIHISTAMINES IN MEAS DOSES /PKG RTAL SALE,NESOI KG	52	3,606
3004909090	MEDICAMENTS IN MEAS DOSES FOR RETAIL SALE, NESOI KG	65,935	503,814
3005900000	WADDING, GAUZE AND SIMILAR ARTICLES ETC NESOI KG	2,154	28,906
	FERTILIZERS..... TOTAL		90,135
3100000000	FERTILIZERS A FERT MATERIALS X		90,135
	TANNING OR DYEING EXTRACTS; TANNINS AND THEIR DERIVATIVES; DYES, PIGMENTS AND OTHER COLORING MATTER ; PAINTS AND VARNISHES; PUTTY AND OTHER MASTICS; INKS..... TOTAL		858,589
3207300000	LIQUID LUSTRES AND SIMILAR PREPARATIONS KG	1,488	16,340
3208100000	PAINTS & VARNISHES,IN NONAQUEOUS MEDIUM,POLYESTERS L	3,505	20,256
3208200000	PAINTS & VARNISHES,NONAQUEUS,ACRYLIC/VINYL POLYMER L	6,585	36,219
3208900000	PAINTS & VARNISHES,IN NONAQUEUS MEDIUM,NESOI L	99,758	483,098
3209100000	PAINTS & VARNISHES,AQUEUS, ACRYLIC OR VINYL POLYMR L	10,941	89,465
3210000000	OTHER PAINTS & VARNISH,PREP WATER PIGMTS FOR LETHR L	1,192	4,221
3211000000	PREPARED DRIERS KG	15,594	22,338
3214100010	CAULKING COMPOUNDS KG	34,139	88,931
3214100020	MASTICS; EXCEPT CAULKING COMPOUNDS KG	9,194	11,764
3214100090	PAINTERS' FILLINGS KG	11,690	17,673
3214905000	GLAZERS' PUTTY,ETC, NESOI KG	204,116	54,849
3215110060	PRINTING INK, BLACK, NESOI KG	131	10,015
3215905000	INK,NESOI KG	2	3,420
	ESSENTIAL OILS AND RESINOIDS; PERFUMERY, COSMETIC OR TOILET PREPARATIONS..... TOTAL		2,073,388
3302100000	MIXTURES ODORIFEROUS SUBSTANCE USE FOOD/ DRINK IND KG	847	6,959
3303000000	PERFUMES AND TOILET WATERS KG	27,496	1,083,358
3304100000	LIP MAKE-UP PREPARATIONS X		165,479
3304910050	MAKE-UP POWDER, WHETHER/NT COMPRESSED, NESOI X		92,623
3304995000	BEAUTY & SKIN CARE PREPARATION, NESOI X		628,969

TABLE 6 - SHIPMENTS OF MERCHANDISE FROM PUERTO RICO TO VIRGIN ISLANDS,  
BY COMMODITY: FISCAL YEAR 2000

COMM-CODE	COMMODITY AND UNIT OF QUANTITY		QUANTITY	VALUE-\$
3305100000	SHAMPOOS	X		11,457
3305900000	PREPARATIONS FOR USE ON THE HAIR, NESOI	KG	127	2,814
3306900000	PREPARATIONS FOR ORAL/DENTAL HYGIENE, NESOI	KG	11,655	65,873
3307900000	PERFUMERY, COSMETIC OR TOILET PREPARATIONS, NESOI	X		15,856
	SOAP, ORGANIC SURFACE-ACTIVE AGENTS, WASHING PREPARATIONS, LUBRICATING PREPARATIONS, ARTIFICIAL WAXES, PREPARED WAXES, POLISHING OR SCOURING PREPARATIONS, CANDLES AND SIMILAR ARTICLES, MODELING PASTES, DENTAL WAXES AND DENTAL PREPARATIONS WITH A BASIS OF PLASTER.....			
	TOTAL		1,363,186	1,184,776
3401110000	SOAP & OTH ORGANIC SURF ACT PROD, TOILET USE, BARS	KG	6,989	6,033
3401190000	SOAP & OTH ORGN SURF ACT PROD NOT TOILET USE,BARS	KG	3,057	5,400
3401200000	SOAP IN OTHER FORMS	KG	87,634	83,858
3402110000	SOAP & OTH ORGN SURF-ACT PROD NOT TOILET USE, BARS	KG	10,550	10,587
3402201000	PREP FOR RETAIL SALE,CONT AROMATIC SURF ACT AGENT	KG	21,576	30,982
3402205000	PREP FOR RETAIL SALE,NOT CONT AROMATIC SURF ACT AG	KG	16,328	23,706
3402901000	SYNTHETIC DETERGENTS	KG	4,026	8,648
3402903000	SURFACE-ACTIVE PREP, AROMATIC OR MODIFIED AROMATIC	KG	3,612	6,458
3402905010	CLEANING PREPARATIONS	KG	8,209	41,056
3402905030	CLEANING PREPARATIONS	KG	1,201,205	968,048
	ALBUMINOIDAL SUBSTANCES;MODIFIED STARCHES; GLUES; ENZYMES.....			
	TOTAL		24,050	4,323
3506990000	ADHESIVES, FOR RETAIL SALE, NET WT <=1 KG NESOI	KG	24,050	4,323
	EXPLOSIVES; PYROTECHNIC PRODUCTS; MATCHES; PYROPHORIC ALLOYS; CERTAIN COMBUSTIBLE PREPARATIONS.....			
	TOTAL		23,662	52,469
3602000030	DYNAMITE IN CARTRIDGES SUITABLE FOR BLASTING	KG	17,381	33,269
3602000060	PREPARED EXPLOSIVES, EXC PROPELLANT POWDERS, NESOI	KG	6,281	19,200
	PHOTOGRAPHIC OR CINEMATOGRAPHIC GOODS.....			
	TOTAL			97,441
3701100030	XRAY FILM FOR MEDICAL, OTHER THAN DENTAL IN FLAT	M2	7,004	66,219
3701100060	XRAY FILM, EXCEPT MEDICAL & DENTAL IN THE FLAT	M2	308	4,890
3702100030	X-RAY FILM IN ROLLS FOR MEDICAL, OTHER THAN DENTAL	M2	9,325	19,043
3702910000	FLM, CLR PHOTO, NOT OVER 16MM & NOT OVER 14 M	NO	417	7,289
	MISCELLANEOUS CHEMICAL PRODUCTS.....			
	TOTAL		296,422	515,248
3801900000	PREPARATIONS BASED ON GRAPHITE, NESOI	KG	1,814	5,657
3808100000	INSECTICIDES	KG	572	2,752
3808300000	HERBICIDES, ANTISPROUTING PRODUCTS & PLT-GRWTH REG	KG	13,098	61,920
3808400000	DISINFECTANTS	KG	1,350	2,714
3812300000	ANTIOXIDIZING PREP & OTH COMPND, FOR RUBBER/PLASTIC	KG	4,000	320,000
3816000010	REFRACTORY CEMENTS,MORTARS,CONCRETES OF CLAY	KG	5,227	2,685
3816000050	REFRACTORY CEMENTS, MORTARS, EXC OF 3801, NESOI	KG	201,586	36,986
3818000000	CHEM ELEM DOPED, USED IN ELECTRON, DISCS WAFERS ET	KG	4	3,645
3822000000	COMPOSITE DIAGNOSTIC/LAB REAGENTS, EXC 3002/3006	KG	845	41,809
3824400000	PREPARED ADDITIVES FOR CEMENTS, MORTARS/CONCRETES	KG	67,926	37,080
	PLASTICS AND ARTICLES THEREOF; RUBBER AND ARTICLES THEREOF.....			
	TOTAL			1,041,857
	PLASTICS AND ARTICLES THEREOF.....			
	TOTAL			737,941
3901302000	ETHYLENE-VINYL ACE COPOLY:VINYL ACE-VINYL CHLR-ETH	KG	2,466	13,200
3905911000	COPOLYMERS: CONT BY WT >=50% DER VINYL ACETATE	KG	273	3,115
3906906000	OTHER ACRYLIC POLYMERS IN PRIMARY FORMS,NESOI	KG	12,189	24,032
3909501000	POLYURETHANES,ELASTOMERIC	KG	477	16,040
3916901000	RODS,STICKS,& PROFILE SHAPES,OF ACRYLIC POLYMERS	KG	17,967	56,592
3917230000	TUBES, PIPES & HOSES, OF POLYMER OF VINYL CHLORDIE	KG	84,694	122,803
3917290090	TUBES,PIPES & HOSES,RIGID,OF PLASTIC,NESOI>=200MM	KG	2,606	2,607

TABLE 6 - SHIPMENTS OF MERCHANDISE FROM PUERTO RICO TO VIRGIN ISLANDS,  
BY COMMODITY: FISCAL YEAR 2000

COMM-CODE	COMMODITY AND UNIT OF QUANTITY		QUANTITY	VALUE-\$
3917390000	TUBES, PIPES & HOSES, NESOI	KG	17,622	45,000
3917400000	FITTINGS FOR TUBES, PIPES & HOSES, OF PLASTIC	KG	2,570	20,415
3918101000	VINYL TILE, WHETHER OR NOT SELF-ADHESIVE	M2	5,702	21,172
3918106000	WALL OR CEILING COVERINGS, POLYMER, VINYL CHLORID	M2	4,903	12,650
3920410000	PLATES, SHEETS, ETC, NONCELL, NT REIN, POLM VY CHL, RIGD	KG	682	3,150
3920510000	PLATE, ETC, NONCELL, NT REIN, POLYMETHYL METHACRYLATE	KG	12,457	24,291
3920590000	PLATE, SHEET, FILM, FOIL, STRIP, ACRYLIC POLYMER, NESOI	KG	1,066	4,407
3921190000	PLATES, SHEETS, FILM, FOIL & STRIP, CELL, OF OTH PLAST	KG	4,973	30,000
3921904000	PLATES, SHEETS, ETC, PLAS, EX CELL, FLEXIBLE, NESOI	KG	520	3,750
3921905010	HIGH PRESSURE PAPER REINFORCD DECORATIVE LAMINATES	M2	4,385	42,418
3922100000	BATHS, SHOWER BATHS & WASHBASINS, OF PLASTIC	X		3,697
3922900000	BIDETS, LAVATORY PANS, SIMILR SANITARY WARE, PLASTIC	X		2,577
3923300000	CARBOXS, BOTTLES, FLASKS & SIMILAR ARTICLES, OF PLAST	X		23,286
3923900000	ART FOR CONVEYING OR PACKING OF GOODS, PLAST, NESOI	X		7,500
3924100000	TABLEWARE AND KITCHENWARE OF PLASTICS	X		20,000
3924905500	HOUSEHOLD ARTICLES & TOILET ARTICLES, OF PLAST, NESO	X		36,682
3925200090	WINDOWS & THEIR FRAMES & THRESHLDS FOR DOOR OF PLAS	KG	360	3,360
3925301000	BLINDS (INCLUDING VENETIAN BLINDS) OF PLASTIC	NO	512	2,561
3925305000	SHUTTERS & SIMILR ARTICLES & PARTS, OF PLAST, NESOI	X		3,222
3926100000	OFFICE OR SCHOOL SUPPLIES OF PLASTIC	X		13,275
3926201010	GLOVES, SEAMLESS, SURGICAL & MEDICAL, OF PLASTIC	DPR	5,107	13,022
3926205000	ART OF APPAREL & CLOTHING ACCESSORIES, PLAST, NESOI	DOZ	1	3,848
3926904500	GASKETS, WASHERS & OTHER SEALS	X		32,476
3926905500	BELTING & BELTS, FOR MACH, CONT TEXT FBR, V-BELTS	KG	87	6,728
3926909810	LABORATORY WARE	X		5,559
3926909885	OTH ART OF PLASTIC & OTH MAT, HDG 3901-3914, NESOI	X		114,506
	RUBBER AND ARTICLES THEREOF.....	TOTAL		303,916
4010190000	CONVEYOR BELTS/BELTING OF VULCANIZE RUBBER, NESOI	KG	11,340	23,530
4011101000	RADIAL TIRES OF A KIND USED ON MOTOR CARS	NO	713	39,507
4011105000	PNEUMATIC TIRE, EXC RADIAL, USE MOTOR CARS, NESOI	NO	1,853	79,835
4011201005	RADIAL TIRES USED ON LIGHT TRUCK, ON-THE-HIGHWAY	NO	117	35,322
4011205050	NEW PNEUMATIC TIRE, RUB FOR BUS/TRK OFF-HWY, NESOI	NO	106	5,530
4011998000	NEW PNEUMATIC TIRE, EXC HERRING-BONE, NESOI	NO	1,452	20,000
4012106000	RETREAD TIRE, RUB, EXC ON-THE-HWY TRK & BUS, NESOI	NO	101	5,478
4012200000	USED PNEUMATIC TIRES OF RUBBER	NO	3,899	63,244
4015900000	ARTICLE OF APPAREL, EXC GLOVE, VULCANIZE RUB, NESOI	X		14,148
4016930000	GASKET, WASHERS & OTHER SEALS, OF VULCANIZED RUB	X		8,072
4016940000	BOAT/DOCK FENDER, INFLATABLE/NT, OF VULCANIZED RUB	X		9,250
	RAW HIDES AND SKINS, LEATHER, FURSKINS AND ARTICLES THEREOF; SADDLERY AND HARNESS; TRAVEL GOODS, HANDBAGS AND SIMILAR CONTAINERS; ARTICLES OF ANIMAL GUT (OTHER THAN SILKWORM GUT).....	TOTAL		104,387
	ARTICLES OF LEATHER; SADDLERY AND HARNESS; TRAVEL GOODS, HANDBAGS AND SIMILAR CONTAINERS; ARTICLES OF ANIMAL GUT (OTHER THAN SILKWORM GUT).....	TOTAL		104,387
4202190000	TRUNKS, SUITCASES, VANITY CASES ETC, NESOI	NO	3,524	17,621
4202220000	HANDBAGS, SURFACE OF PLASTIC SHEET/TEXT MATERIALS	NO	18	2,921
4203100090	ARTICLES OF APPAREL, NESOI	NO	1,474	70,669
4204000000	ARTICLES OF LEATHER USED IN MACHINERY/MECH APPLIAN	X		13,176
	WOOD AND ARTICLES OF WOOD; WOOD CHARCOAL; CORK AND ARTICLES OF CORK; MANUFACTURES OF STRAW, OF ESPARTO OR OF OTHER PLAITING MATERIALS; BASKETWARE AND WICKERWORK.....	TOTAL		1,067,655
	WOOD AND ARTICLES OF WOOD; WOOD CHARCOAL.....	TOTAL		1,053,168
4403200040	DOUGLAS FIR LOGS AND TIMBER IN THE ROUGH NT TREATD	M3	62	6,558
4407100002	WOOD SWN LGTHWSE TRTD OV 6MM CONIF EX FINGER-JOINT	M3	92	2,639
4407100020	SPRUCE NESOI OV 6MM NT TREATD NESOI EX FINGER-JOINT	M3	1,953	40,415

TABLE 6 - SHIPMENTS OF MERCHANDISE FROM PUERTO RICO TO VIRGIN ISLANDS,  
BY COMMODITY: FISCAL YEAR 2000

COMM-CODE	COMMODITY AND UNIT OF QUANTITY	QUANTITY	VALUE-\$
4407100042	E.WHT/RED PINE OV6MM NT TREAT RGH EX FINGER-JOINTD M3	31	3,987
4407100043	E.WHT/RED PINE OV 6MM NT TRT NESOI EX FINGR-JOINTD M3	201	5,707
4407100046	PITCH PINE OV6MM NT TRT RGH EX FINGER-JOINTED M3	173	29,236
4407100047	PITCH PINE OV6MM NOT TRT NESOI EX FINGER-JOINTED M3	1,224	33,143
4407100049	PONDEROSA PINE OV 6MM NOT TRT NESOI EX FINGR-JOINT M3	121	18,670
4407100065	HEMLOCK OV 6MM THICK NT TREATD NESOI EX FINGR-JOIN M3	37	5,547
4407240000	VIROLA/MOHOGANY/IMBUIA/BALSA WOOD SAWN OR CHIP ETC M3	3	3,054
4412130000	PLYWOOD AT LEAST ONE OUTER PLY TROPICAL WOOD M3	471	285,735
4412142500	PLYWOOD LEASE ONE OUTER PLY SPANSH CEDAR OR WALNUT M3	9	2,604
4412194030	PLYWD 1 OUT PLY VA PINE ETC BOTH OUTER PLIES SFTWD M3	580	265,886
4412194080	PLYWD BOTH OUTER PLIES CONIFER WD NESOI NT COVERED M3	31	6,909
4412195050	PLYWOOD BOTH OUTER PLIES OF CONIFEROUS WOOD, NESOI M3	21	4,854
4412990000	VENEER PANELS AND SIMILAR LAMINATED WOOD, NESOI M3	66	14,867
4415200000	PALLETS, BOX PALLETS AND OTHER LOAD BOARDS OF WOOD NO	1,373	4,752
4417000000	TOOLS/TOOL & BROOM BODIES ETC SHOE LAST/TREES WOOD X		3,791
4418200030	FLUSH DOORS, OF WOOD NO	402	13,109
4418200060	DOORS AND THEIR FRAMES, THRESHOLDS, OF WOOD, NESOI NO	1,666	99,847
4418904060	FABRICATED STRUCTURAL WOOD MEMBERS X		4,759
4418904080	BUILDERS' JOINERY AND CARPENTRY OF WOOD, NESOI X		180,198
4420908000	WOOD MARQUETRY, INLAID WOOD, CASKETS, ETC, NESOI X		14,136
4421909850	ARTICLES OF WOOD, NESOI X		2,765
	CORK AND ARTICLES OF CORK..... TOTAL	1,404	9,449
4504100000	BLOCKS/PLATES/SHEETS/TILE/DISKS ETC OF AGGLOM CORK KG	1,404	9,449
	MANUFACTURES OF STRAW, OF ESPARTO OR OF OTHER PLAITING MATERIALS; BASKETWARE AND WICKERWORK..... TOTAL		5,038
4601100000	PLAITS, PRODUCTS OF PLAITING MAT'L, STRIPS OR NOT X		5,038
	PULP OF WOOD OR OF OTHER FIBROUS CELLULOSIC MATERIAL; WASTE AND SCRAP OF PAPER OR PAPERBOARD; PAPER AND PAPERBOARD AND ARTICLES THEREOF..... TOTAL		944,809
	PULP OF WOOD OR OF OTHER FIBROUS CELLULOSIC MATERIAL;WASTE AND SCRAP OF PAPER OR PAPERBOARD..... TOTAL	6	3,803
4707300020	NEWSPRINT WASTE AND SCRAP PAPER T	6	3,803
	PAPER AND PAPERBOARD; ARTICLES OF PAPER PULP, OF PAPER OR OF PAPERBOARD..... TOTAL		454,565
4801000000	NEWSPRINT, IN ROLLS OR SHEETS T	24	15,000
4802200000	UNCTD BASE PPR TO BE SENSITIZD (PHOTO ETC) RLS/SHT M2	13,817	34,542
4802518000	PPR/PBRD UNCTD NOV 10% MECH NESOI < 40G/M2, RL/SHT KG	4,780	6,093
4802521000	WRITING PPR UNCTD NOV 10% MECH 40-150G/M2 ROLL/SHT KG	5,535	2,780
4804520040	KRFT BASE STCK PACKAGING UNCTD BLCHD 225G/M2> ROLL KG	1,754	15,920
4810290000	PPR/PBRD EX LIT-WGH WRITNG ETC CLAY CTD OV 10% MEC KG	909	6,412
4811392000	PRINTING PPR CTD/IMPG/COV PLASTIC W/N BLC 150G/M2< KG	90,945	188,297
4816100000	CARBON & SIMLR COPYING PAPERS, CUT TO SIZE/SHAPE KG	1,530	2,505
4817100000	ENVELOPES OF PAPER/PAPERBOARD, FOR CORRESPONDENCE THS	12,359	55,621
4817300000	PPR/PBRD BOXES/POUCHES/ETC CONT ASSORTMNT STATNERY KG	861	6,342
4818100000	TOILET PAPER KG	3,357	12,563
4818200020	TOWELS OF PAPER PULP/PAPER/CELLULOSE WADDING/WEBS KG	3,357	12,563
4818500000	ARTCLS OF APPAREL/CLOTHING ACCESSORS OF PAPER ETC KG	1,001	27,105
4819502000	SANITARY FOOD & BEV CNTRS OF PAPER, P/BRD ETC NESO KG	296	3,083
4820100000	REGISTERS/ACCT BKS/NOTEBOOKS/LETTER PAD ETC PPR/PBRD NO	3,835	8,488
4820400000	MANIFOLD BUSINESS FORMS/INTRLEAVD CARBON SETS PPR KG	9,197	31,544
4820900000	BLOTTING PADS/BOOK COVERS/ARTCL STATNRY NESOI,PAPR KG	127	2,548
4823110000	GUMMED/ADHESIVE PPR STRIP/ROLL PRSSR-SENS NT LABEL KG	1,709	23,159
	PRINTED BOOKS, NEWSPAPERS, PICTURES AND OTHER PRODUCTS OF THE PRINTING INDUSTRY;MANUSCRIPTS,TYPESCRIPTS AND PLANS..... TOTAL		486,441

TABLE 6 - SHIPMENTS OF MERCHANDISE FROM PUERTO RICO TO VIRGIN ISLANDS,  
BY COMMODITY: FISCAL YEAR 2000

COMM-CODE	COMMODITY AND UNIT OF QUANTITY		QUANTITY	VALUE-\$
4901100000	PRINTED BOOKS/BROCHURES/LEAFLETS ETC,SINGLE SHEETS	KG	2,080	43,166
4901990010	TEXTBOOKS	NO	11,389	150,874
4901990055	ART AND PICTORIAL BOOKS PRINTED NOT SINGLE SHEETS	NO	3,351	10,000
4901990075	RACK SIZE PAPERBOUND BOOKS, NESOI	NO	15,608	19,510
4901990093	PRINTED MATTER NESOI 49 OR MORE PAGES EA EX COVERS	NO	938,252	209,212
4902905000	JOURNALS/PERIODICALS NESOI, INCL SINGL ISSUES TIED	NO	3,333	5,000
4904000040	MUSIC NESOI PRINTED/MANUSCRIPT, BOUND/ILLUSTRATED	NO	445	4,500
4905990000	MAPS, CHARTS, ATLASES ETC, PRINTED, NESOI	KG	227	2,913
4909004020	GREETING CARDS, PRINTED	THS	537	14,770
4910000000	CALENDARS, CALENDAR BLOCKS OF ANY KIND, PRINTED	KG	711	7,863
4911100050	CATALOGS, PRINTED	KG	91	5,419
4911100090	TRADE ADVERTISING MATERIAL, PRINTED, NESOI	KG	2,553	3,480
4911990000	PRINTED MATTER, NESOI	KG	103	9,734
	TEXTILES AND TEXTILES ARTICLES..... TOTAL			363,615
	SILK..... TOTAL		5,208	39,839
5007900000	WOVEN FABRICS OF SILK OR SILK WASTE - OTHER NESOI	M2	5,208	39,839
	COTTON..... TOTAL		219	8,866
5208199000	OTHER WOVEN COT FABRICS,UNBLCH>=85%COTTON<=200G/M2	M2	120	6,178
5209390070	WOV COT FAB 85% COT, DY NOTPLWOV NESOI OV 200 G/M2	M2	99	2,688
	OTHER VEGETABLE TEXTILE FIBERS;PAPER YARN AND WOVEN FABRICS OF PAPER YARN..... TOTAL		1,587	4,030
5309190000	WOVEN FABRICS >=85% BY WEIGHT OF FLAX OTHER	M2	1,587	4,030
	MAN-MADE FILAMENTS..... TOTAL		17,766	35,000
5407100000	WOV FAB SYN FIL HI TEN NYLON ETC AND POLYESTER	M2	17,766	35,000
	WADDING,FELT AND NONWOVENS;SPECIAL YARNS;TWINE,CORDAGE,ROPES AND CABLES AND ARTICLES THEREOF..... TOTAL		1,906	15,776
5601220000	WADDING; OTHER ARTICLES OF WADDING OF MANMADE FIB	KG	1,687	12,569
5603140000	NONWOVENS, OF MMF WEIGHING > 150 G/M2	KG	219	3,207
	CARPETS AND OTHER TEXTILE FLOOR COVERINGS..... TOTAL		2,724	20,321
5701900000	CARPETS&OTH TEX FLOOR COVR,OTH TEX MATERIALS,KNOTD	M2	2,724	20,321
	SPECIAL WOVEN FABRICS;TUFTED TEXTILE FABRICS; LACE; TAPESTRIES; TRIMMINGS; EMBROIDERY..... TOTAL			89,600
5802190000	TERRY TOWEL & SIMILAR WOV FAB NT NARROW COT, OTHER	M2	1,801	5,600
5804100000	TULS & OTH NET FAB NT INC WOV, KNT OR CROCH FABS	KG	991	16,845
5805000000	HAND-WOV TAPESTRIES WALL HANG USE ONLY>\$251/SQ MTR	M2	17,512	64,280
5807902000	OTH BADGE & SIM ART IN PE STRP/CUT SHPG/SIZE N/EMBR	KG	177	2,875
	IMPREGNATED,COATED,COVERED OR LAMINATED TEXTILE FABRICS;TEXTILE ARTICLES OF A KIND SUITABLE FOR INDUSTRIAL USE..... TOTAL			7,390
5903903090	TEXT FABRIC IMPREG,CTED,CVRD WITH PLASTIC NESOI	M2	1,787	2,912
5911102000	TEXTILE FABRICS, OTH THAN PRINTERS' RUBBER BLANKET	KG	530	4,478
	ARTICLES OF APPAREL AND CLOTHING ACCESSORIES,KNITTED OR CROCHETED..... TOTAL		1,723	64,248
6101100000	M/B OVERCOATS, CARCOATS, ETC OF WOOL, KNIT	DOZ	154	14,756
6104630000	W/G TROUSER OVERALL BREECHES SHORTS SYN FIB, KNIT	DOZ	7	2,616
6105100000	MEN'S OR BOYS' SHIRTS OF COTTON, KNITTED OR CROCHE	DOZ	91	5,797
6108990000	W/G NEGLIGEEES & SIMILAR ARTICLES OT TEX MTRL, KNIT	DOZ	5	3,480

TABLE 6 - SHIPMENTS OF MERCHANDISE FROM PUERTO RICO TO VIRGIN ISLANDS,  
BY COMMODITY: FISCAL YEAR 2000

COMM-CODE	COMMODITY AND UNIT OF QUANTITY	QUANTITY	VALUE-\$
6109901047	M/B ARTICLES THERMAL T-SHIRTS, ETC OF MMF, KNIT	DOZ 1,125	29,546
6117800000	OTHER MADE-UP CLOTHING ACCESSORIES, KNITTED OR CRO	DOZ 341	8,053
	ARTICLES OF APPAREL AND CLOTHING ACCESSORIES,NOT KNITTED OR CROCHETED..... TOTAL		51,354
6203330000	M/B SUIT-TYPE JACKETS & BLAZERS SYNTHETIC FIB,N KT	DOZ 84	8,087
6204193000	WOMEN'S/GIRLS' SUITS OTHER TEXTILE MATERIALS, N KT	NO 2,059	8,035
6204624007	W/G TROUSERS ETC COT CORDUROY NOT CONT DOWN, N KT	DOZ 57	2,547
6205302035	MEN'S OR BOYS' DRESS SHIRTS MANMADE FIBERS,NT KNIT	DOZ 188	15,077
6205302085	MEN'S OR BOYS' DRESS SHIRTS MANMADE FIBERS,NT KNIT	DOZ 336	3,523
6208999000	W/G UNSHIRTS PANTIES BATHROBES ETC MANMADE FIB,NKT	DOZ 66	2,540
6210100000	GARMENTS OF FABRIC OF FELTS/NONWOVEN, NOT KNIT	DOZ 87	3,315
6211490000	OTH GAR WOM GRLS OTH TEX MTRLS EX WL AML HR CT MM	DOZ 50	2,950
6214100000	SHAWLS SCARVES MUFFLERS MANTILLAS SILK SILK WASTE	DOZ 207	5,280
	OTHER MADE-UP TEXTILES ARTICLES; NEEDLE CRAFT SETS;WORN CLOTHING AND WORN TEXTILE ARTICLES;RAGS..... TOTAL		27,191
6302990000	OTHER FURNISHINGS OF OTHER TEXTILE MATERIAL: NESOI	NO 1,196	3,636
6306120000	TARPAULIN, AWNINGS AND SUNBLINDS OF SYNTHETIC FIB.	KG 651	8,864
6306290000	TENTS OF NESOI TEXTILE MATERIALS	KG 340	6,200
6307909990	OTHER MADE-UP ARTICLES OF TEXTILE MATERIAL NESOI	KG 73	4,980
6310100000	USED/NEW RAG, SCRP TWNE & WORN-OT ART TWNE ETC SOR	KG 3,267	3,511
	FOOTWEAR,HEADGEAR,UMBRELLAS, SUN UMBRELLAS,WALKING STICKS, SEATSTICKS,WHIPS,RIDING CROPS AND PARTS THEREOF;PREPARED FEATHERS AND ARTICLES MADE THERewith; ARTIFICIAL FLOWERS;ARTICLES OF HUMAN HAIR..... TOTAL		1,525,001
	FOOTWEAR,GAITERS AND THE LIKE; PARTS OF SUCH ARTICLES..... TOTAL	297,695	1,505,090
6401100000	WATERPROOF FOOTWEAR RUBBER/PLASTIC A METAL TOE-CAP	PRS 139	3,000
6403300000	FTWR BASE/PLATFORM OF WOOD NOT WITH METAL TOE-CAP	PRS 1,194	18,000
6403400000	FOOTWEAR LEA UPPER NESOI WITH A METAL TOE-CAP	PRS 6	5,850
6403592500	FOOTWEAR LEA UP A SOL NESOI NOT ANK COV MEN	PRS 12,524	199,913
6403596500	FOOTWEAR LEA UP A SOL NESOI NOT ANK COV NESOI	PRS 2,120	22,693
6403911500	FOOTWEAR LEA UP NONLEA SOL ANK TENNIS ETC MEN ETC	PRS 106	2,640
6404194500	FOOTWEAR TEX UP RUBPLAS SOL NESOI FOR MEN	PRS 24,780	115,970
6404202500	FOOTWEAR TEX UP LEA SOLE FOR MEN	PRS 7,324	253,843
6404204500	FOOTWEAR TEX UP LEA SOLE FOR WOMEN	PRS 15,919	192,133
6404206500	FOOTWEAR TEX UP LEA SOLE EXCEPT FOR MEN AND WOMEN	PRS 233,467	685,537
6405909000	OTHER FOOTWEAR OTHER NESOI	PRS 116	5,511
	HEADGEAR AND PARTS THEREOF..... TOTAL	639	19,911
6505908015	NONWOVN DISPOSABLE HEADGR MMF	DOZ 607	17,251
6505908600	OTHR HATS&HDGR,KNITD/CRCHETD,LACE,FELT,OTH TEX MAT	DOZ 32	2,660
	ARTICLES OF STONE,PLASTER,CEMENT, ASBESTOS,MICA OR SIMILAR MATERIALS; CERAMIC PRODUCTS;GLASS AND GLASSWARE..... TOTAL		553,888
	ARTICLES OF STONE,PLASTER,CEMENT, ASBESTOS,MICA OR SIMILAR MATERIALS..... TOTAL		198,067
6802100000	TILES ETC LS TH 7CM; ARTFLY CLRD GR CHPGS A PWDR	X	8,261
6802290000	STONE, NESOI MON OR BLDG SMPLY CUT OR SWN	T 2	4,500
6805100000	ABRASVS ON A BASE OF WOVEN TEXTILE FABRIC ONLY	KG 292	3,891
6806100000	SLAG WOOLS ROCK OR OTH MINRL WOOLS BULK NESOI	X	3,685
6807100000	ARTICLES OF ASPHALT OR SIMILAR MATERIALS IN ROLLS	KG 27,273	6,000
6807900010	ROOFING AND SIDING OF ASPHALT, OR SIMILAR MATERIAL	KG 20,412	12,389
6807900050	ARTICLES OF ASPHALT OR SIMILAR MATERIAL NESOI	KG 26,020	65,005
6808000000	PNLS BRDS ETC O VEG FBR AG W CMNT PLSTR ETC BNDRS	KG 6,318	6,644
6809110000	PLSTR BRDS ETC NT ORNA, FCD W PPR O PPRBRD ONLY	KG 4,545	4,470
6810110000	BLDG BLCKS A BRCKS OF CMNT CNCRT ART ST W O N REIN	X	70,055



TABLE 6 - SHIPMENTS OF MERCHANDISE FROM PUERTO RICO TO VIRGIN ISLANDS,  
BY COMMODITY: FISCAL YEAR 2000

COMM-CODE	COMMODITY AND UNIT OF QUANTITY		QUANTITY	VALUE-\$
6810910000	PREFB STRCTRL CMPNTS O CNCRT CMNT O ARTF STONE	X		7,000
6810990000	CEMENT, CONCRETE, ARTIFICIAL STONE ARTICLES, NESOI	X		6,167
	CERAMIC PRODUCTS.....	TOTAL		145,417
6905100000	ROOFING TILES, CERAMIC	X		2,925
6907900000	UNGLAZED CERAMIC FLAGS A PAVING, HEARTH A WALL TLS	M2	3,562	19,170
6908100000	GLZD CERAM TILES CUBES ETC FTTNG IN SQ UN 7CM	M2	8,870	57,686
6910100030	SINKS AND LAVATORIES OF PORCELAIN OR CHINA	NO	88	3,960
6910900000	CERAMIC SANITARY FIXTURES OTH THN OF PORCLN/CHINA	X		28,550
6911101000	PORCLN OR CHNA HTL/RSRNT A OTHR WARE NOT HH WARE	DPC	15	3,699
6911900010	TOILET ARTICLES OF PORCELAIN OR CHINA	X		4,407
6913100000	STATUETTES AND OTHER ORNMNTL ARTCLS, PORCLN OR CHN	X		25,020
	GLASS AND GLASSWARE.....	TOTAL		210,404
7011100000	GLSS ENVLPS OPN A GLS PTS W/O FTNGS F ELCTRC LGHTG	THS	312	2,806
7013100000	GLASSWR OF GLS-CERAMICS FOR TABLE, KITCHN, OFF ETC	NO	81	4,451
7013310000	TBL O KTCN GLSSWR NT DRNKG GLSS OF LEAD CRYSTAL	NO	13,768	82,600
7017900050	OTHER LABORATORY, HYGIENIC OR PHARM GLASSWR NESOI	X		3,157
7019110000	CHOPPED STRANDS GLASS FIBERS NOT OVER 50MM LONG	KG	8,182	3,326
7019192000	GLASS FIBER YARN, NESOI	KG	545	5,888
7019194000	SLIVERS OF GLASS FIBERS	KG	13,339	103,176
7019391000	INSULATION PRODUCTS OF GLASS FIBERS	X		5,000
	NATURAL OR CULTURED PEARLS,PRECIOUS OR SEMIPRECIOUS STONES,PRECIOUS METALS; METALS CLAD WITH PRECIOUS METAL, AND ARTICLES THEREOF;IMITATION JEWELRY; COIN.....	TOTAL		5,359,071
	NATURAL OR CULTURED PEARLS,PRECIOUS OR SEMIPRECIOUS STONES,PRECIOUS METALS; METALS CLAD WITH PRECIOUS METAL, AND ARTICLES THEREOF;IMITATION JEWELRY; COIN.....	TOTAL		5,359,071
7102100000	DIAMONDS, UNSORTED	CAR	358	50,671
7103991000	GEMSTONES, NESOI, CUT BUT NOT SET SUITBL FR JEWLRY	X		4,701
7113110000	JEWELRY AND PARTS THEREOF, OF SILVER	X		529,146
7113190000	JEWELRY AND PARTS THEREOF, OF OTH PRECIOUS METAL	X		4,721,107
7113200000	JEWELRY AND PARTS, BASE METAL CLAD W PREC METAL	X		13,750
7116201000	JEWELRY OF PRECIOUS OR SEMIPRECIOUS STONES	X		29,500
7117110000	CFF LNKS A STDS BS MTL WHTHR OR NT PLTD W PRC MTL	X		6,555
7117190000	OTH IMITATION JEWELRY, BASE METAL, INC PR MTL PLTD	X		3,641
	BASE METALS AND ARTICLES OF BASE METAL.....	TOTAL		1,891,621
	IRON AND STEEL.....	TOTAL		529,422
7202290000	FERROSILICON, 55 PERCENT OR LESS SILICON	KG	174	3,306
7204410080	SHVNGS,CHPS,MILL WSTE,SWDST,FLNGS,TRM,STMPNGS SCRP	T	3	6,000
7205290000	POWDERS, IRON OR NONALLOY STEEL	T	1	5,054
7208102500	FLAT RLD IRON/STL >=600MM,NT PICKLD,PATTERN RELIEF	KG	909	2,550
7210300060	FLAT RLD IRON/STL >=600MM,ELECTROLYTIC PLATED ZINC	KG	83,664	90,000
7211130000	FLT RLD HI-STRNGH STL <600MM,UNIVRSAL MILPLATE,HOT	KG	2,370	3,191
7211193050	FLAT RLD HI-STRNGH STL <600MM,NOT CLAD,HOTRD,NESOI	KG	4,286	5,885
7213100000	CONCRETE REINFORCING STL BARS&RODS,HOT-ROLL,COILS	KG	65,318	21,600
7213200000	BAR&ROD FREE-CUTTING IRON/STL,HOT-RLD,IRREGULA COIL	KG	1,208	7,711
7216100000	ANGLE,U,I,H SECT IRON/STL NALLOY,HOTROLL<80MM HIGH	KG	4,545	40,000
7216220000	ANGLES, T SECT IRON/STL NALLOY,HOT-ROLL <80MM HIGH	KG	7,800	2,742
7216320000	ANGLE,I SECT IRON/STL,HOT-ROLL>=80MM HI(STAN BEAM)	KG	13,289	24,424
7219110000	FLAT ROL,STAIN STL>600MM WID,HOT-ROL,COIL>10MM THK	KG	256	4,960
7219330000	FLAT-ROLL STAINLES STL>600M,COLD ROLL>1MM<3MM THCK	KG	2,273	4,754
7227100000	BARS & RODS, HIGH-SPEED STEEL,IRREG COILS,HOT-ROLL	KG	566	4,669
7228100000	OTHER BARS AND RODS OF HIGH-SPEED STEEL	KG	106,902	252,947
7228200000	OTHER BARS AND RODS OF SILICO-MANGANESE STEEL	KG	9,847	3,245
7228305000	OTH BARS/RODS,TOOL STEEL,NOT HIGH-SPEED,HOT-ROLLED	KG	4,576	11,436
7228308000	OTH BARS/RODS,OTH ALLOY STL,NOT TOOL STL, HOT-ROLL	KG	69,665	23,347
7228800000	HOLLOW DRILL BARS AND RODS, ALLOY/NALLOY STL,NESOI	KG	9,669	11,601

TABLE 6 - SHIPMENTS OF MERCHANDISE FROM PUERTO RICO TO VIRGIN ISLANDS,  
BY COMMODITY: FISCAL YEAR 2000

COMM-CODE	COMMODITY AND UNIT OF QUANTITY	QUANTITY	VALUE-\$
	ARTICLES OF IRON OR STEEL..... TOTAL		552,363
7302101080	RAILS, USED, OF IRON OR NONALLOY STEEL EXCL SCRAP	KG 1,818	6,464
7302900000	RAILWAY OR TRAMWAY TRACK CONSTR MATRL OF IOS NESOI	KG 227	2,514
7303000090	TUBES, PIPES AND HOLLOW PROFILES, CAST IRON, NESOI	KG 6,155	5,200
7306101000	LINE PIPE IRON OR NONALLOY STEEL NT SMLS NESOI	KG 2,727	6,883
7307110030	FITTINGS, NONMALBLE CAST IRON FOR THREADED PIPE	KG 5,218	10,957
7307110045	FITTINGS NONMALBLE CAST-IRN FOR CST-IRON SOIL PIPE	KG 1,118	8,253
7307193000	DUCTILE FITTINGS OF IRON OR STEEL, CAST	KG 183	4,877
7307221000	STAINLESS STEEL SLEEVES (PIPE COUPLINGS)	KG 135	10,947
7307290000	STAINLESS STEEL TUBE OR PIPE FITTINGS NESOI	KG 1,806	4,234
7307929000	THREADED ELBOWS AND BENDS OF IOS (EXC SS CSTIR)	KG 2,594	41,420
7307992000	OTHER FITTINGS NESOI OF IRON OR NONALLOY STEEL	KG 9,417	6,100
7308300000	DRS, WNDWS A FRMS A THRSHLDs FR DRS, IRON OR STEEL	KG 3,124	44,042
7308901000	CLMNS PLLRS PSTS BMS GRDRS A SMLR STCTRS, IRN O ST	KG 9,179	14,153
7308909030	SHEET-METAL ROOFNG SIDING FLRING ETC, IRON OR STEL	KG 21,642	111,945
7308909060	ARCHITECTURAL AND ORNAMENTAL WORK, IRON OR STEEL	KG 307	4,850
7308909090	STRUCTURES AND PARTS ETC NESOI IRON OR STEEL	KG 2,923	36,002
7309000030	TANKS, IOS CAP OV 300L NT INS NT MCH THRML NF GAS	NO 209	43,196
7310100010	EMPTY STL DRMS A BBLs CAP OVR 50L, UND 300 LTRS	NO 98	9,395
7310290000	TANKS CSKS DRMS CNS BXS ETC IOS NESOI UND 50 LTR	NO 11	5,706
7311000000	CONTNRS FR CMPSRD O LQFD GAS OF IRON O STEEL	NO 254	27,605
7312103015	STRANDED WIRE FOR PRESTRESSNG CONCRETE IRN/ST EXSS	KG 8,851	17,392
7312103500	STRANDED WIRE OF IRON OR STEEL, NESOI	KG 3,636	7,530
7312105500	RPS CBL CRDG NT STRD WR IOS FTD/FTNGS O MD TO ARTC	KG 161	6,532
7313000000	BARBED WIRE AND TWISTED WIRE FOR FENCING, IRON/STL	KG 8,275	13,648
7314120000	ENDLESS BANDS OF STAINLESS STEEL	M2 327	3,347
7314190000	OTH PRODCTS OF WVN IRN/STEEL WIRE CLTH,NT STAINLSS	M2 466	4,760
7314310000	OTH GRLL NTTNG A FNCNG WLDD AT INTRST GALVNZED ST	KG 8,673	22,961
7314390000	OTH GRLL NTTNG A FNCNG WLDD AT INTRST IOS NT GLVN	KG 24,909	38,219
7314490000	OTH GRILL, NTTNG OR FNCNG NESOI OF IRON OR STEEL	KG 2,079	4,575
7318152000	BOLTS WWO THEIR NUTS O WSHRS, OF IRON OR STEEL	KG 114	3,734
7320905030	SPRINGS OF IRON OR STEEL WIRE, NESOI	KG 939	15,405
7321115000	NONPORTBL COOKNG APPLNCS AND PLTE WMRS IOS FOR GAS	NO 8	3,119
7326908560	LADDERS OF IRON OR STEEL	NO 1	2,750
7326908595	OTHER ARTICLES OF IRON OR STEEL NOT WIRE NESOI	KG 277	3,648
	COPPER AND ARTICLES THEREOF..... TOTAL	12,361	85,962
7412200000	COPPER ALLOY TUBE OR PIPE FITTINGS	KG 26	3,593
7418200000	SANITARY WARE AND PARTS THEREOF, OF COPPER	KG 403	2,877
7419910010	BRS PLMBG GDS NESOI CST STMPD FRGD NT FRTHR WORKED	KG 276	5,276
7419995010	BRASS PLUMBING GOODS NESOI	KG 10,201	63,395
7419995500	OTHER ARTICLES OF COPPER, NESOI	KG 1,455	10,821
	NICKEL AND ARTICLES THEREOF..... TOTAL	4,672	101,380
7508900000	OTHER ARTICLES OF NICKEL, NESOI	KG 4,672	101,380
	ALUMINUM AND ARTICLES THEREOF..... TOTAL	57,037	368,690
7604103050	AL BAR, ROD, NT ALOY RND C-S OTSD DIA OF 10MM OR M	KG 755	2,764
7606126000	AL PLA SHE A STR REC IN SQ ALLOY CLAD OV 0.2MM THK	KG 11,837	87,838
7606910050	OTH PLATES, SHTS A STRP ALUM NT ALY OV 6.3MM THCK	KG 1,538	2,700
7610100000	ALU DOR WIN AND THEIR FRA AND THRES FOR DOORS	KG 36,028	216,892
7610900020	OT AL SHT-MET ROOF SID FLR AND RF GUT A DRA EQUIP	KG 5,535	31,853
7610900050	OTH ALUM STRCTRS A PRTS; AL PLTS TBS ETC FOR STRTR	KG 946	15,170
7616995095	ARTICLES OF ALUMINUM NESOI	KG 398	11,473
	LEAD AND ARTICLES THEREOF..... TOTAL	1	4,320
7806000000	OTHER ARTICLES OF LEAD, NESOI	KG 1	4,320
	ZINC AND ARTICLES THEREOF..... TOTAL	45,240	101,491
7904000000	ZINC BARS, RODS, PROFILES AND WIRE	KG 1,315	3,202
7905000000	ZINC PLATES, SHEET, STRIP AND FOIL	KG 3,091	54,618
7906000000	ZINC TUBES, PIPES AND TUBE OR PIPE FITTINGS	KG 11,875	19,987
7907001000	ZNC ARTS HH TBL KTCHN INCL TLT A SANI WR	KG 28,959	23,684

TABLE 6 - SHIPMENTS OF MERCHANDISE FROM PUERTO RICO TO VIRGIN ISLANDS,  
BY COMMODITY: FISCAL YEAR 2000

COMM-CODE	COMMODITY AND UNIT OF QUANTITY	QUANTITY	VALUE-\$
	TOOLS, IMPLEMENTS,CUTLERY, SPOONS AND FORKS, OF BASE METAL; PARTS THEREOF OF BASE METAL..... TOTAL		31,349
8202200060	BANDSAW BLADES EXC MTL CTING, PARTS, BASE METAL	X	2,550
8205700090	CLAMPS AND SIMILAR HANDTOOLS, NOT VISES, AND PARTS	X	6,265
8208300000	KNS A CTING BLDS F KTCHN APPLN O FD IND MACH A PTS	X	4,129
8214200000	MNCR OR PDCR STS A INSTMNTS INC NL FLS A PTS	X	18,405
	MISCELLANEOUS ARTICLES OF BASE METAL..... TOTAL	13,885	116,644
8301406060	OTHER LOCKS OF BASE METAL, NESOI	KG	244
8301600000	PARTS OF LOCKS, BASE METAL	KG	16
8302104030	HINGES AND PARTS, BASE METAL, FOR DOORS	KG	3,883
8302104060	HINGES AND PARTS, BASE METAL, FOR FURNTR A CABINTS	KG	1,159
8302104090	OTHER HINGES AND PARTS THEREOF OF BASE METAL NESOI	KG	1,023
8302300000	OTH BS METL MOUNTNGS FTTNGS ETC FOR MOTOR VEHICLES	KG	50
8302418035	OTH BASE METL MOUNTNGS FTTNGS ETC FOR DOORS	KG	121
8302418075	OTH BS METL MNTNGS FTTNGS ETC FOR BUILDINGS, NESOI	KG	608
8302420000	OTH BASE METL MOUNTNGS FTTNGS ETC FOR FURNITURE	KG	80
8302494500	OTH BS METL MNTNGS, FTTNGS ETC FOR VEHICLES	KG	1,035
8302500000	HAT-RACKS HAT PEGS BRCKTS ETC PARTS, BASE METAL	KG	455
8303000000	SAFES, CASH OR DEED BOXES ETC A PRTS, BASE METAL	KG	4,853
8309900000	STOPPERS, CAPS, LIDS, SEALS ETC NES, PRTS, BS METL	KG	40
8311303000	LEAD-TIN SOLDERS (COATED RODS AND CORED WIRE)	KG	318
	MACHINERY AND MECHANICAL APPLIANCES; ELECTRICAL EQUIPMENT;PARTS THEREOF; SOUND RECORDERS AND REPRODUCERS, TELEVISION IMAGE AND SOUND RECORDER, AND REPRODUCERS, AND PARTS AND ACCESSORIES OF SUCH ARTICLES..... TOTAL		8,545,472
	NUCLEAR REACTORS,BOILERS,MACHINERY AND MECHANICAL APPLIANCES; PARTS THEREOF..... TOTAL		6,196,419
8402190000	VAPOR GENERATING BOILERS, NESOI, INCLUDING HYBRID	X	30,361
8402900090	PTS FOR STEAM,VAPOR GENERATING,SUPER-HEAT WTR BLRS	X	43,346
8404900000	PARTS FOR AUX PLT FOR BLRS,COND FOR STM,VPR PR UNT	X	19,314
8405100000	PRODUCER GAS,WTR GAS,ACETYLENE GAS,WTR PRO GAS GEN	X	18,900
8406900080	PARTS FOR OTHER THAN STEAM VAPOR TURBINES	X	53,095
8407210000	OUTBOARD ENGINES FOR MARINE PROPULSION	NO	81
8408202000	COMP-IGN ENG FR PROP VEH CH87,RD TR,BUS,AUTO,TRUCK	NO	1
8408901000	DIESEL ENGINES FOR AGR OR HORT MACH AND EQUIP	NO	12
8408909010	COMP-IGN INT COMB PST ENG, NESOI, NOT EXC 149.2 KW	NO	89
8409100080	PARTS FOR SP-IG OR COMP-IG FOR USE IN A/C EX CIVIL	KG	104
8409994000	PARTS F DIESEL ENG F ROAD TR, BUS, AUTO, TRUCK	KG	77
8409998000	PARTS FOR DIESEL ENGINES, NESOI	KG	279
8411124010	TURBOJET TBN FOR CIVIL AIRCRAFT, THRUST OV 25 KN	NO	1
8411914000	PARTS OF NONAIRCRAFT TURBOJETS AND TURBOPROPELLERS	X	106,063
8411917010	PARTS OF TURBOJET & TURBOPROPELLER A/C ENG,CIVIL	X	7,500
8411994000	PARTS OF NONAIRCRAFT GAS TURBINES	X	571,128
8412909015	PRTS OF HYDRLC ENGNS AND MTRS, EXCPT LINR NESOI	X	6,233
8413110000	PUMPS FOR DISPENSING FUEL OR LUBRICANTS,GARAGE USE	NO	167
8413190000	PUMPS FITTED WITH MEASURING DEVICE, NESOI	NO	3
8413309000	FUEL,LUBRICAT OR COOLING MED PUMPS,EXC FUEL-INJECT	NO	6
8413500050	DIAPHRAGM PUMPS, RECIPROCAT POSITIVE DISPLACEMENT	NO	2
8413500090	RECIPROCATING POSITIVE DISPLACEMENT PUMPS, NESOI	NO	7
8413600030	HYDRAULIC FLUID POWER PUMPS, ROTARY POSITIVE DISPL	NO	1
8413810030	HOUSEHOLD WATER SYST,SELF-CONTAIN; WINDMILL PUMPS	NO	1
8413810040	PUMPS FOR LIQUIDS, NESOI	NO	31
8413911000	PARTS OF FUEL-INJECTION PUMPS FOR COMP-IGNIT PUMPS	X	34,961
8413919010	PARTS,FUEL,LUBRIC OR COOL MED PUMPS,EXC FUEL-INJET	X	12,060
8413919050	PARTS OF HYDRAULIC FLUID POWER PUMPS	X	8,207
8413919520	PARTS, NESOI, OF PUMPS FOR LIQUIDS	X	23,078
8414100000	VACUUM PUMPS	NO	294
8414200000	HAND- OR FOOT-OPERATED AIR PUMPS	NO	2
8414308090	COMPRESSORS, REFRIGERATING & AIR-CONDITION, AMMONI	NO	95

TABLE 6 - SHIPMENTS OF MERCHANDISE FROM PUERTO RICO TO VIRGIN ISLANDS,  
BY COMMODITY: FISCAL YEAR 2000

COMM-CODE	COMMODITY AND UNIT OF QUANTITY		QUANTITY	VALUE-\$
8414400000	AIR COMPRESSORS MOUNT ON WHEEL CHASSIS FOR TOWING	NO	6	15,040
8414593000	TURBOCHARGES,FAN TYPE, FOR MOTOR VEHICLES	NO	2	2,900
8414801590	AIR COMPRESSORS, PORTABLE,NESOI	NO	1	3,250
8414901040	PTS OF FANS,INC BLOWERS (OF SUBHEADING 8414.51.00)	X		64,428
8414902090	PARTS OF COMPRESSORS, NESOI	X		72,262
8414909000	PARTS OF AIR OR VACUUM PUMPS, NESOI	X		20,683
8415100060	AIR-COND,WIND/WALL,SELF-CONTAIN,2.93KW/HR><4.98KW	NO	153	121,463
8415100080	AIR-COND,WIND/WALL,SELF-CONTAIN 4.98 KW/HR OR>	NO	16	21,424
8415810030	AIR-COND,INC REF & VAL FOR REV COOL/HEAT, EXC S-CO	NO	15	12,080
8415820005	AR-CND,SLF-CNTN,RMT COND,EXC YR-ROUND <17.58KW/HR	NO	5	3,277
8415820010	AR-CND,SLF-CNTN,RMT COND, EXC YR-ROUND >17.58KW/HR	NO	5	15,456
8415820030	ROOM FAN COIL UNITS FOR USE WITH WATER CHILLERS	NO	99	21,846
8415820070	AIR COND MACH INCORPORATING A REFRIG UNIT, NESOI	NO	89	36,241
8415830050	CONDENSING UNIT NOT EXC 17.58 KW/HR (60000 BTU/HR)	NO	3	12,700
8415830070	HEAT EXCHANGERS, NOT INC A REFRIG UNIT, NESOI	NO	96	93,306
8415909000	PARTS, NESOI, OF AIR CONDITIONING MACHINES	X		4,696
8418100040	REFRIG-FREEZ COMB,SEP EXT DRS, COMP,VOL382 LTS&>	NO	27	23,076
8418210090	REFRIG,HOUSEHOLD, COMP TYP, VOL 382 LITERS & OVER	NO	41	16,882
8418400000	FREEZERS,UPRIGHT,CAPACITY NOT EXCEED 900 LITERS	NO	1	3,000
8418500040	FREEZING DISPLAY COUNTERS, CABINETS, SHOWCASES	NO	176	60,000
8418500080	REFRIGERATING DISPLAY COUNTERS, CABINETS,SHOWCASES	NO	1	3,695
8418690010	ICEMAKING MACH,SELF-CONT,CUBE,FLAKE,CAP N/EXC227KG	NO	2	3,425
8418690020	DRINKING WATER COOLERS, REFRIGERATED, SELF-CONTAIN	NO	48	4,590
8418690095	REFRIG OR FREEZING EQUIP, EXCEPT HOUSEHOLD, NESOI	NO	2	7,068
8419200000	MEDICAL, SURGICAL OR LABORATORY STERILIZERS	NO	2	19,300
8419895075	IND MAC,PLANT,EQUIP,TREAT OF MATERL,TEMP CHG,NESOI	NO	2	87,290
8421210000	WATER FILTERING OR PURIFYING MACHINERY & APPARATUS	NO	65	185,310
8421230000	OIL OR FUEL FILTERS FOR INTERNAL COMBUSTION ENGINE	X		19,657
8421398015	DUST COLLECT. AND AIR PURIFICATION EQUIPMENT NESOI	X		22,636
8421398030	INDUSTRIAL GAS CLEANING EQUIPMENT, NESOI	NO	31	15,150
8421398040	GAS SEPARATION EQUIPMENT	NO	191	28,920
8421398060	PNEUMATIC FLUID POWER FILTERS RATED >= 550 KPA	NO	1,800	23,856
8421398090	FILTERING OR PURIFYING MACH & APPARATUS,GAS, NESOI	X		44,433
8421990040	PARTS OF FILTERING AND PURIFYING APPARATUS	X		34,696
8421990080	PARTS OF MACH & APPARAT,FILT,PURIFY,LIQ,GAS,NESOI	X		8,214
8422301000	CAN-SEALING MACHINES	NO	4	9,122
8422900580	PARTS OF DISHWASHING MACHINES, NESOI	X		16,244
8423100010	DIGITAL ELECTRONIC TYPE PERSONAL WEIGHING MACHINES	NO	13	2,600
8424200000	SPRAY GUNS AND SIMILAR APPLIANCES	X		7,294
8427108090	SELF-PROPEL WRKS TRK TRUCK POWERED BY AN ELEC MOTO	NO	1	15,700
8427900040	FORK-LIFT & OTHER WORKS TRUCKS W/LIFT,HANDL EQUIP	NO	2	40,200
8428900006	WOODLAND LOG HANDLING EQUIP. (OTHER THAN SKIDDERS)	NO	70	21,053
8429190010	BULLDOZERS AND ANGLEDZERS, SELF-PROPEL, NEW,NESOI	NO	1	154,000
8429511005	INTEGR TRATOR SHOVL LOAD,REAR ENG MT, 2WHEEL DR,NE	NO	1	3,120
8429511050	SHOVL LDR, REAR ENG MT,4WH DR,CAP7.6M3UN11.4M3,NEW	NO	1	145,000
8429511055	SHOVL LDR, REAR ENG MT,4WH DR,CAP 11.4 M3 AND OVER	NO	1	180,000
8429511065	FRONT-END SHOVEL LOADERS, WHEEL TYP, USED OR REBLT	NO	3	164,200
8429515060	FRONT-END SHOVEL LOADERS, USED OR REBUILT, NESOI	NO	1	100,000
8429591030	BACKHOES, NEW, EXC 360 REVOLVING SUPERSTRUCTURE	NO	1	46,000
8430498020	BOR OR SINK MACH FOR OIL WELL & GAS FLD DRIL,NESOI	NO	1	97,150
8431491060	PTS OF MOBIL LFT FRME,STRAD CARR & WRKS TRKS/CRANE	X		13,109
8431491090	PARTS OF MACHINERY OF HEADING 8426 NESOI	X		5,000
8431499057	PARTS, NESOI, OF MACHINERY OF HEADING 8429 OR 8430	X		487,059
8443511000	INK- JET TEXTILE PRINTING MACHINERY	X		4,650
8443515000	INK-JET PRINTING MACH, EXC TELTILE PRINTING, NESOI	X		3,100
8443901000	PARTS OF TEXTILE PRINTING MACHINERY	X		3,880
8450110010	WASHING MACH, COIN OPERATE, AUTO, CAP NOT EXC 10 K	NO	6	2,580
8450110090	WASH MACH,EXC COIN OPERATE, AUTO,CAP NOT EXC 10 KG	NO	53	22,509
8450120000	WASH MAC WITH BLT-IN CENT DRY,CAP NOT EXC 10 KG	NO	4	3,696
8451290010	DRYING MACH, FOR DRYING MADE UP ARTICLES, NESOI	NO	31	8,873
8451900090	PARTS OF MACHINERY OF HEADING 8451, NESOI	X		31,852
8452100000	SEWING MACHINES OF THE HOUSEHOLD TYPE	NO	30	4,050
8455300090	ROLLS FOR ROLLING MILLS, NESOI	KG	15,717	10,000
8457200090	UNIT CONSTRUCTION MACH (SINGLE STATION), EXC N/C	NO	15	5,500
8459590010	MILLING MACH, KNEE TYP, MTL REMOV, EXC N/C, USED	NO	1	6,741
8466100070	TOOL HOLDERS AND SELF-OPENING DIEHEADS, NESOI	X		6,000
8466306080	MCH,NOT WDWKNG,AS SPCL ATTCHMNTS FOR MCH TLS NESOI	X		14,971
8466910000	PARTS FOR MACHINES OF HEADING 8464	X		3,587
8466933050	PART/ACCES OF METLWKNG MACH TOOLS FOR CUTTING GEAR	KG	452	24,706
8466939000	PARTS F MACH OF HEADING 8456 TO 8461,EXC GEAR CUT	KG	298	3,454

TABLE 6 - SHIPMENTS OF MERCHANDISE FROM PUERTO RICO TO VIRGIN ISLANDS,  
BY COMMODITY: FISCAL YEAR 2000

COMM-CODE	COMMODITY AND UNIT OF QUANTITY		QUANTITY	VALUE-\$
8467111040	GRINDERS, POLISHERS & SANDERS,MTL WRK,RTY,PNEU,HND	NO	21	3,651
8467195090	PNEUMATIC TOOLS, HAND-DIRECTED, NESOI	NO	19	2,760
8467891000	HAND TLS, SLF-CONTAIN NONELEC MTRS, MTLWRKIN,NESOI	NO	1	4,228
8467895060	HAND-DIR TOOLS FOR AGRICULT OR HORTICULT, NESOI	NO	1	3,950
8467895090	HAND-DIR OR CONTROL TLS, SLF CONTAIN,NONELEC,NESOI	NO	1	2,895
8468201000	GAS-OPERATE MCH F SOLDERG, BRAZNG,WELDG, HAND-DIR	NO	3	12,765
8468905000	PARTS OF MCH F SOLDERING, WELDING, NESOI	X		60,431
8470500060	CASH REGISTERS,EXCEPT POINT-OF-SALE TERMINALS	NO	26	32,000
8471100000	ANALOG OR HYBRID ADP MACHINES	NO	28	62,316
8471300000	PORT DIGTL AUTOMATIC DATA PROCESS MACH NOT > 10 KG	NO	20	48,365
8471410035	DIGITAL ADP MCH W CPU & INPUT/OUTPUT UNT,COLOR CRT	NO	3	9,000
8471410095	DIGITAL ADP MCH W CPU & INPUT/OUTPUT UNT, W/O CRT	NO	15	24,967
8471491035	DGTL PROC UNT FRM OF SYST W/STOR,IN&OUTPUT COL CRT	NO	2	17,000
8471491095	DGTL PROC UNT W SYST STORG,INPUT,OUTPT UNT,W/O CRT	NO	53	44,846
8471491500	COMB IN/OUTPUT UNIT,EXPORTED W/ REST OF ADP SYSTEM	NO	12	7,980
8471492400	DISPLAY UNITS W/OUT CRT, DIAG N>30.5CM,PT OF SYSTM	NO	8	4,540
8471492600	DISP UNIT,W/CLR CRT,EXPORTED W/REST OF THE SYSTEM	NO	6	2,946
8471493100	LASER TYPE PRINT UNITS,PROD >20 PAGES, ENT WITH SYS	NO	2	2,601
8471493200	LASER TYPE PRINT UNITS,PROD <20 PAGES,ENT AS SYSTM	NO	2	2,601
8471495060	MAGNETIC DISK DRIVE UNITS, NESOI, ENT AS PT OF SYS	NO	1	5,000
8471497000	POWER SUPPLIES, ENTERED AS PART OF A SYSTEM	NO	1	10,630
8471499000	AUTOMATIC DATA PROCESS UNITS,NESOI, AS PT OF SYSTM	NO	1	10,169
8471500085	DIGITAL PROCESSING UNITS, NESOI	NO	12	38,490
8471601035	COMBINED INPUT/OUTPUT UNITS, W/COLOR CRT, NESOI	NO	16	32,000
8471607080	INPUT OR INPUT/OUTPUT UNITS, INC IN ADP MACH/OTHER	NO	186	9,450
8471608000	OPTICL SCANNERS & MAGNETIC INK RECONITON DEV,NESOI	NO	29	23,050
8471704065	HARD MAGNETIC DISK DR UNT,NO CABNT/POWER SUP,NESOI	NO	3	33,900
8471705065	HARD MAGNETIC DISK DRIVE UNITS, NESOI	NO	3	320,566
8471801000	CONTROL OR ADAPTOR UNITS OF ADP MACH, NESOI	NO	2	2,597
8471900000	ADP MAC&UNTS THEREOF;MAG/OPT RDER,TRNSCRB,PROC DAT	NO	6	9,305
8472100000	DUPLICATING MACHINES	NO	9	4,709
8472909050	OFFICE MACHINES, NESOI	NO	1	3,998
8473290000	PARTS FOR MACH,NESOI, INCORP CALCULATING DEVICE	X		8,717
8473300000	PARTS & ACCESSORIES FOR ADP MACHINES & UNITS	X		253,588
8473400000	PARTS AND ACCESSORIES OF OFFICE MACHINES, NESOI	X		30,666
8474310000	CONCRETE OR MORTAR MIXERS	NO	2	2,600
8474800010	MACH, NESOI, F CERAMIC PASTE, UNHARD CEMENTS, ETC	NO	1	2,950
8475901000	PARTS OF MACH F ASSEN ELEC LAMPS, ETC IN GLASS ENV	X		4,800
8477590000	MACH, NESOI, F MOLDG OR FORMG RUBBER OR PLASTICS	NO	127	22,025
8477900020	PARTS OF EXTRUDERS FOR RUBBER OR PLASTICS	X		4,550
8477900030	PARTS OF BLOW-MOLDING MACHINES	X		2,929
8477900090	PARTS, NESOI, OF MACH F WORKING RUBBER OR PLASTICS	X		30,894
8479100040	PAVERS, FINISHERS & SPREADERS F CONCRETE, PUB WRKS	NO	1	47,519
8479898590	MACH NESOI FOR PROD & ASSEMBLY OF SEMICONDUCTORS	NO	2	5,190
8479899750	OIL AND GAS FIELD WIRE LINE AND DOWNHOLE EQUIPMENT	NO	11	32,500
8479899760	AUTOMOTIVE MAINTENANCE MACHINES	NO	4	8,249
8479909580	OTHER PARTS OF MACH & MECHANICAL APPLIANCES	X		5,714
8481200070	PNEUMATIC VALVES, NESOI, DIRECTIONAL CONTROL	NO	116	5,810
8481302010	CHECK VALVES OF IRON	NO	1,558	25,202
8481400000	SAFETY OR RELIEF VALVES	NO	287	21,576
8481801010	TAPS,COCKS,VALVES, HD OP, COPPER, UN 850 KPA	NO	29	3,253
8481803090	TAPS,COCKS AND VALVES, NESOI, OF STEEL, HD OP	NO	1	5,604
8481809015	OTHER TAPS, COCKS, VALVES, ETC. FOR PIPES, TANKS,	NO	3	3,969
8481809035	VALVES WITH PNEUMATIC ACTUATORS	NO	1	13,980
8481809050	OTHER VALVES, NESOI	NO	119	2,977
8481907000	PARTS OF HAND OPERATED AND CHECK APPLIANCES	KG	233	8,627
8481909010	PARTS OF VALVES F OLEOHYDRIC OR PNEUMATIC TRANSMN	KG	184	12,622
8481909090	PARTS OF TAPS,COCKS,VALVES, ETC, NESOI	KG	111	23,593
8482105028	ANGULAR CONTACT BALL BEARINGS, NESOI	NO	8	5,000
8483101020	CAM/CRANKSHAFT F SPARK IGN ENG F VEHICLES OF CH 87	KG	259	12,861
8483103010	CAM/CRANKSHAFTS FOR VEHICLES OF CHAPT 87, NESOI	NO	7,000	35,000
8483105000	TRANSMISSION SHAFTS AND CRANKS, NESOI	KG	386	13,779
8483200010	HOUSED BEARINGS INCORPORATING BALL BEARINGS	NO	177	29,969
8483305040	BEARING HOUSINGS EXCPT BALL OR ROLLER BEARING TYPE	KG	406	4,975
8483404010	FIXED RATIO SPEED CHANGERS, MANUAL	NO	1	10,635
8483604000	CLUTCHES AND UNIVERSAL JOINTS	X		4,482
8483905000	PARTS OF GEARING, GEAR BOXES AND OTH SPEED CHANGER	X		21,114
8483909500	PARTS OF BRG HOUSING,PLAIN BRG,CLUTCHES,FLYWHL,ETC	X		11,320
8484200000	MECHANICAL SEALS	NO	5	6,940
8484900000	SETS OR ASSORTMENTS OF GASKETS AND SIMILAR JOINTS	NO	1	3,324

TABLE 6 - SHIPMENTS OF MERCHANDISE FROM PUERTO RICO TO VIRGIN ISLANDS,  
BY COMMODITY: FISCAL YEAR 2000

COMM-CODE	COMMODITY AND UNIT OF QUANTITY		QUANTITY	VALUE-\$
8485100000	SHIPS' PROPELLERS AND BLADES THEREFOR	X		6,000
8485900080	MACH PARTS W/O ELEC FEATURE NOT SPECIFIED IN CH 84	X		22,924
	ELECTRICAL MACHINERY AND EQUIPMENT AND PARTS THEREOF;SOUND RECORDERS AND REPRODUCERS,TELEVISION IMAGE AND SOUND RECORDERS AND REPRODUCERS, AND PARTS AND ACCESSORIES OF SUCH ARTICLES.....			
		TOTAL		2,349,053
8501106080	ELEC MOTORS 18.65-37.5W, NESOI	NO	384	8,613
8501313000	ELECTRIC MOTORS, DC > 74.6 W BUT < 746 W	NO	1	7,639
8501346000	DC GENERATORS > 375 KW OUTPUT	NO	2	147,500
8501406040	AC MOTOR, SINGLE-PHASE >735 W NESOI	NO	2	30,808
8501512020	GEAR MOTOR, AC, MULTI-PHASE,>37.5W BUT =<74.6 W	NO	2	4,496
8502110000	GENERATING SETS, ELC, DIESEL, =< 75KVA OUTPUT	NO	1	13,800
8502130040	GENERATING SETS, ELC, DIESEL, > 1000 KVA	NO	1	4,280
8503006060	OTHER PARTS FOR MACHINES IN 8501 AND 8502	X		2,876
8504330020	TRANSFORMERS, NESOI, > 16 KVA BUT =< 50 KVA	NO	1	59,363
8504407012	POWER SUPPLIES FOR ADP, NESOI, 150W - 500W	NO	1	10,146
8504409580	STATIC CONVERTERS, NESOI	X		3,400
8506100000	PRIMARY CELLS AND BATTERIES, MANGANESE DIOXIDE	NO	488,776	434,132
8506301000	PRIMARY BATTERIES =< 300 CM3, MERCURIC OXIDE	NO	1	2,700
8506500000	PRIMARY CELLS AND BATTERIES, LITHIUM	NO	2	3,049
8506800000	PRIMARY CELLS AND BATTERIES, NESOI	NO	10,152	4,246
8508100050	ELECTRIC HAND DRILLS, ROTARY, CHUCK => 12.7 MM, AC	NO	17	5,508
8508800030	GRNDRS,SNDRS,& PLSHRS OTH THN ANGLE,ORBT,STRG-LIN	NO	1	4,500
8508800095	ELECTROMECHANICAL HAND TOOLS,NESOI	NO	1	4,000
8509800040	ELECTRIC DOMESTIC CAN OPENERS INCL COMBINATION UNI	NO	5	2,541
8509800091	ELECTROMECHANICAL DOMESTIC APPLIANCES, NESOI	NO	2,696	97,230
8512202000	MOTOR VEHICLE LIGHTING EQUIPMENT	X		5,172
8512204000	MOTOR VEHICLE VISUAL SIGNALING EQUIPMENT	X		152,467
8512902000	PARTS OF MOTOR VEHICLE OR CYCLE SIGNALING EQUIPME	X		16,522
8517110000	LINE TELEPHONE SETS WITH CORDLESS HANDSETS	NO	48	23,668
8517190000	VIDEOPHONES	NO	60	7,824
8517301500	CENTRAL OFFICE TELEPHONE SWITCHING SYSTEMS	NO	4	19,822
8517302500	ELECTRONIC KEY TELEPHONE SYSTEMS	NO	8	2,980
8517501000	MODEMS,OF A KIND USED WITH ADP EQP.IN HEADING 8471	NO	3	113,411
8517505000	TELEPHON APP,CARR-CURRENT LINE OR DIGITAL LINE SYS	X		14,135
8517509000	TELEGRAPHIC APPARATUS FOR DIGITAL LINE SYSTEMS	X		21,852
8517801020	TELEPHONIC APPARATUS, NESOI	X		5,800
8517902000	PARTS FOR TELEPHONIC SWITCHING APPARATUS	X		40,709
8517905000	PARTS,NESOI,FOR TELEPHONIC APPARATUS	X		60,197
8517909000	PARTS FOR TELEGRAPHIC APPARATUS	X		6,600
8518220000	MULTIPLE LOUDSPEAKERS,MOUNTED IN SAME ENCLOSURE	NO	64	57,200
8518301000	TELEPHONE HANDSETS	NO	8	2,680
8518401000	LINE TELEPHONY AUDIO FREQUENCY AMPLIFIER REPEATERS	NO	35	5,200
8518500000	ELECTRIC SOUND AMPLIFIER SETS	NO	409	34,600
8519290000	RECORD PLAYERS,NESOI	NO	21	5,784
8519990070	SOUND REPRODUCING APPARATUS,NESOI	NO	41	4,184
8520900040	OPTICAL DISK RECORDERS	NO	89	18,125
8520900080	OTHER MAGNETIC SOUND RECORDING OR REPRODUCING EQUI	NO	835	144,980
8521100000	VIDEO RECORDING OR REPRODUCING APP, MAGNETIC TAPE	NO	1	3,220
8522900090	PARTS,NESOI,FOR APPARATUS OF HEADINGS 8519 TO 8521	X		2,910
8523110000	UNRECORDED MAGNETIC TAPE =< 4 MM WIDTH	NO	1	6,043
8523300000	UNRECORDED, CARDS INCORPORATING A MAGNETIC STRIPE	NO	24	4,500
8523900000	UNRECORDED MAGNETIC MEDIA, NESOI	X		5,096
8524320000	LASER DISC FOR REPRODUCING SOUND ONLY	NO	5,321	71,597
8524390000	DISCS FOR LASER READING SYSTEMS, NESOI	NO	584	16,035
8524521040	VIDEO TAPE RECORDNG >4MM AND =<6.5MM, IN CASSETTES	NO	11	2,670
8524522000	OTHR MAGNET TAPE RECORDNG >4MM =<6.5MM,EXCEP VIDEO	NO	346	3,460
8524531040	VIDEO TAPE RECORDING, WIDTH =<16 MM, IN CASSETTES	NO	234	5,068
8524910000	OHTR RECORDED MEDIA,NESOI,FOR REPROD OTHR THAN S/I	NO	116	20,981
8524990000	RECORDED MEDIA, NESOI	NO	529	29,277
8525106010	RADIO TRANSMITTERS FOR CIVIL AIRCRAFT	NO	3	2,925
8525106070	RADIO TRANSMITTERS > 400 MHZ BUT =< 1000 MHZ	NO	1	3,636
8525106090	RADIO TRANSMITTERS FOR FREQ EXCEEDING 1000 MHZ	NO	1	2,796
8526910010	RADIO NAVIGATIONAL AID APPARA FOR CIVIL AIRCRAFT	NO	1	20,577
8526910070	RADIO NAVIGATIONAL AID APPARATUS,NESOI	NO	2	3,752
8527190000	RADIOBROADCAST RECEIVERS, BATTERY TYPE, NESOI	NO	1,062	3,829

TABLE 6 - SHIPMENTS OF MERCHANDISE FROM PUERTO RICO TO VIRGIN ISLANDS,  
BY COMMODITY: FISCAL YEAR 2000

COMM-CODE	COMMODITY AND UNIT OF QUANTITY		QUANTITY	VALUE-\$
8527310000	RADIOBROADCAST RECEIVERS,NESOI,WITH SOUND RECORDER	NO	92	25,579
8527320000	RADIOBROADCAST RECEIVERS,NESOI,WITH CLOCK WO P & R	NO	1	4,729
8529102020	TELEVISION ANTENNAS, RECEIVING ONLY	NO	64	4,400
8529903800	PARTS,NESOI,FOR TV APPARATUS, HEADINGS 8525-8528	X		4,128
8529905000	PARTS, NESOI, OF APPARATUS IN HEADINGS 8525 TO 852	X		2,818
8531100045	BURGLAR OR FIRE ALARMS AND SIMILAR APPARATUS,NESOI	NO	76	27,628
8533390040	WIREWOUND VARIABLE RESISTORS, DIMMERS	NO	33,415	33,413
8534000090	PRINTED CIRCUITS, NESOI	NO	1	7,418
8535290040	AUTOMATIC CIRCUIT BREAKERS NESOI > 72.5 KV < 345 K	NO	2	21,192
8535400000	LIGHTNING ARRESTERS,VOLTAGE LIMITERS,SURGE SUPPRES	X		4,980
8535908040	ELECTRICAL CONNECTORS, NESOI > 1000 V	NO	2,850	3,000
8536908085	ELECT APPARATUS FOR SWTCH & PROTECT CIRCUITS NESOI	X		2,625
8537109020	SWITCHGEAR ASSEMBLIES AND SWITCHBOARDS =< 1000 V	NO	529	79,241
8537109070	ELECT APPARATUS EQP WITH APTS FRM HD 8535&36,NESOI	NO	338	16,889
8538907020	PARTS OF AUTO CIR BREAKERS FOR HEAD 8535/8536/8537	X		78,131
8539214040	TUNGSTEN HALOGEN FILAMENT LAMPS > 100 V, & < 500 W	NO	544	11,865
8540990000	PARTS, NESOI, FOR ELECTRON TUBES	X		3,599
8542134000	MNLTHC INTGR CRCTS DGTL MOS,HGH DEF.TV >100000 GTS	NO	1	6,000
8544110050	OTHER INSULATED WINDING WIRE MADE OF COPPER	KG	3,863	16,919
8544200000	INSULATED COAXIAL CABLE AND COAXIAL ELECTRICAL CDT	KG	1,952	14,294
8544410000	INSULATED ELECTRIC CONDUCTORS =< 80 V WITH CNTRS	X		5,242
8544510000	ELECTRICAL CONDUCTORS > 80 BUT =< 1000V W CNCTRS	X		35,784
8544592080	INSULATED ELECTRIC CONDUCTORS NESOI OF COPPER	KG	21	2,641
8544700000	INSULATED OPTICAL FIBER CABLES WITH INDVULY SH FBR	FBM	64,232	32,116
8546900000	ELECTRICAL INSULATORS, NESOI	NO	85	3,520
8548100540	SPENT LEAD-ACID STRGE BATTERIES FOR RECVRY OF LEAD	NO	1,349	6,744
8548900000	ELECTRICAL PARTS OF MACHINERY NESOI IN CHAPTER 85	X		71,047
	VEHICLES,AIRCRAFT,VESSELS AND ASSOCIATED TRANSPORT EQUIPMENT..... TOTAL			14,843,693
	RAILWAY OR TRAMWAY LOCOMOTIVES, ROLLING STOCK AND PARTS THEREOF; RAILWAY OR TRAMWAY TRACK FIXTURES AND FITTINGS AND PARTS THEREOF; MECHANICAL(INCLUDING ELECTROMECHANICAL) TRAFFIC SIGNALING EQUIPMENT OF ALL KINDS..... TOTAL			14,927
8608000000	RAILWY TRK FIXTRS; MECH SIGNLNG, SAFTY, ETC; PARTS	X		14,927
	VEHICLES,OTHER THAN RAILWAY OR TRAMWAY ROLLING STOCK,AND PARTS AND ACCESSORIES THEREOF..... TOTAL			14,507,773
8701200015	TRACTORS,ROAD,SEMI-TRL,GVW <=36287 KG, GAS OR DSL	NO	1	24,555
8701300090	TRACK-LAYING TRACTORS,USED,OTHR THN 8709	NO	1	55,750
8703105030	MOTORIZED GOLF CARTS FOR THE TRANSPORT OF PERSONS	NO	6	50,114
8703105060	VEH FOR TRANSPORT OF PERSONS,EXC SNOW & GOLF CARTS	NO	5	14,760
8703230010	MOTOR HOMES,SPK.IGN.NEW,>=1500CC AND <=3000CC DSPL	NO	1	7,125
8703230020	VEHICLES,NESOI,NEW,ENG EXC 1,500,EXC 3,000CC<=4CYL	NO	48	667,572
8703230060	VEHICLES,NESOI,NEW,ENG EXC >1500<=3000CC,>4<= 6CYL	NO	426	6,138,611
8703230090	VEHICLES,NESOI,USED,ENG EXC 1500,NOT EXC 3000 CC	NO	471	5,486,358
8703240030	MOTOR HOMES SPK.IGN.NEW >3,000CC DISPLACEMENT	NO	1	30,127
8703240090	PASS MTR VEH, SPARK IGN, OVER 3000 CC, USED	NO	3	17,200
8703310000	PASS MTR VEH, DIESEL ENG, NOT OV 1500 CC	NO	2	20,000
8703320010	PASS VEH, DIESEL ENG, OV 1500 BT NT OV 2500 CC,NEW	NO	4	56,400
8703320050	PASS VEH,DIESEL ENG, OV 1500 BT NT OV 2500 CC,USED	NO	7	127,190
8704101000	CAB CHASSIS, DUMPERS DESIGNED FOR OFF-HIGHWAY USE	NO	1	35,000
8704105030	MOTR VEH,REAR DUMP =>40.8 BUT <63.5 METRIC TONS	NO	1	70,000
8704105060	MOTR VEH DUMPERS FOR OFF-HGHWY USE,EXC REAR DUMP	NO	1	3,700
8704900000	TRUCKS, NESOI	NO	1	10,000
8705100050	MOBILE CRANES, NESOI	NO	1	90,000
8705400000	CONCRETE MIXERS, SPECIAL PURPOSE VEHICLE	NO	1	2,900
8705900000	SPECIAL PURPOSE VEHICLES, NESOI	NO	11	239,350
8708100050	BUMPERS AND PARTS, NESOI, OF HEADINGS 8701 TO 8705	X		163,747
8708295070	PTS AND ACCESSORIES,NESOI,OF BODIES HDG 8701,8705	X		20,255
8708402000	GEAR BOXES AND PARTS FOR VEHICLES OF HEADING 8703	NO	1	2,566
8708406000	GEAR BOXES FOR VEHICLES,NESOI,OF 8701 TO 8705	X		2,900
8708500050	DRIVE AXLES WITH DIFFERNTL FOR VEHICLES,NESOI	X		3,478



TABLE 6 - SHIPMENTS OF MERCHANDISE FROM PUERTO RICO TO VIRGIN ISLANDS,  
BY COMMODITY: FISCAL YEAR 2000

COMM-CODE	COMMODITY AND UNIT OF QUANTITY		QUANTITY	VALUE-\$
8708700050	ROAD WHEELS AND PRTS FOR VEH NESOI,OF 8701,8705	X		15,643
8708925000	MUFFLERS AND EXHAUST PIPES FOR VEHICLES, NESOI	X		6,785
8708941000	STEERING WHEELS,STEERING COLUMNS AND STEERING BOXS	X		18,979
8708990010	PARTS AND ACCESSORIES NESOI,FOR TRACTORS NESOI	X		26,700
8708998075	PARTS AND ACESSORIES FOR VHCLS 8701 TO 8705, NESOI	X		86,528
8709190060	WORKS TRUCKS,EXC ELEC,EXC OP RIDE,W/O LIFT EQP	NO	2	40,000
8709900000	PARTS FOR WORKS TRUCKS W/O LIFT EQUIP	KG	73	2,574
8711100000	MOTORCYCLES (INCL MOPEDS),PIST,ENG,CYL,NOT,EXC 50CC	NO	4	6,500
8711500000	MOTORCYCLES, CYCL,EXCD 800 CC	NO	1	6,200
8711900000	MOTORCYCLES (INCLUDING MOPEDS), NESOI	NO	2	16,000
8712002600	BICYCLES HAVING BOTH WHEELS > 63.25 CM DIAMETER	NO	41	3,760
8714190000	PARTS, NESOI, OF MOTORCYCLES	KG	1,053	11,746
8716310000	TANKER TRAILERS AND TANKER SEMI-TRAILERS, NESOI	NO	13	125,000
8716390030	TRAILERS AND SEMI-TR, NESOI, FOR VEH OF HD 8703	NO	1	3,500
8716390090	TRAILERS AND SEMI-TRAILERS, NESOI, TRANPRT GOODS	NO	76	769,700
8716400000	TRAILERS AND SEMI-TRAILERS, NESOI	NO	3	25,000
8716900000	PARTS,NESOI,OF TRAILERS,SEMI-TRAILERS;VEH NESOI	KG	3,024	3,500
	AIRCRAFT,SPACECRAFT,AND PARTS			
	THEREOF..... TOTAL		668	73,928
8803100010	PRPELLRS & ROTORS & PRTS THEREOF FOR CIVIL AIRCRFT	KG	69	10,500
8803200050	UNDERCARRIAGES & PARTS THEREOF FOR MILITRY AIRCRFT	KG	111	32,705
8803300010	OTHER PARTS,NESOI,OF CIVIL AIRPLANES/HELICOPTERS	KG	227	24,000
8804000000	PARACHUTES(ALSO DIRGIBLE CHUTES)&ROTOCHUTES & PRTS	KG	261	6,723
	SHIPS,BOATS AND FLOATING STRUCTURES..... TOTAL			247,065
8903910045	SAILBOATS, WITH/WITHOUT,AUXIL MOTR NESOI	NO	1	9,500
8903910085	SAILBOATS WITHOUT AUX MOTOR > 9.2M (30 FEET) NESOI	NO	3	60,000
8903920015	MOTORBOATS INBOARD/OUTDRIVE POWRD,NT EXC,6.5MLENTH	NO	9	126,565
8903992000	OUTBOARD MOTORBOATS	NO	1	7,000
8903999000	YACHTS & OTH VESSELS FOR PLEASURE OR SPORTS, NESOI	NO	2	32,000
8907100000	INFLATABLE RAFTS	NO	168	4,000
8907900090	FLOATING STRUCTURES NESOI	X		8,000
	OPTICAL,PHOTOGRAPHIC,CINEMATOGRAPHIC, MEASURING,CHECKING,PRECISION,MEDICAL OR SURGICAL INSTRUMENTS AND APPARATUS; CLOCKS AND WATCHES; MUSICAL INSTRUMENTS; PARTS AND ACCESSORIES THEREOF..... TOTAL			3,973,427
	OPTICAL,PHOTOGRAPHIC,CINEMATOGRAPHIC, MEASURING,CHECKING,PRECISION,MEDICAL OR SURGICAL INSTRUMENTS AND APPARATUS; PARTS AND ACCESSORIES THEREOF..... TOTAL			3,270,566
9001300000	CONTACT LENSES	PRS	156	2,664
9002119000	LENSES FOR CAMERAS,PHOTOGRAPHIC ENLARGERS, NESOI	X		6,229
9004100000	SUNGLASSES	DOZ	1	2,512
9005806000	ASTRONOMICAL INSTRUMENTS AND MOUNTING, NESOI	NO	166	6,253
9005900000	BINOCULARS, OTHER OPTICAL TELESCOPES PARTS	X		8,352
9006100000	CAMERAS USE IN PREPARING PRINTING PLATES/CYLINDERS	NO	33	45,792
9006510000	CAMERAS W LENS VIEWFINDER, FOR FILM WIDTH <=35 MM	NO	130	21,620
9006530000	PHOTO CAMERAS FOR ROLL FILM OF A WIDTH OF 35 MM	NO	865	128,885
9006910000	PARTS AND ACCESSORIES FOR PHOTOGRAPHIC CAMERAS	X		34,660
9007110000	CINEMA CAMERAS FOR FILM < 16MM WIDTH,DOUBLE 8MM FL	NO	45	6,458
9007920000	PARTS AND ACCESSORIES FOR PROJECTORS	X		28,300
9008204000	MICROFILM/OTH READERS CAPABLE OF PRODUCING COPIES	NO	1	5,000
9009110000	ELECTROSTATIC PHOTOCOPYING IMAGE DIRECTLY ON COPY	NO	2	8,483
9009210000	PHOTOCOPYING APPARATUS HAVING AN OPTICAL SYSTEM	NO	3	27,014
9009220000	OTHER PHOTOCOPYING APPARATUS OF THE CONTACT TYPE	NO	1	5,080
9009900000	PART AND ACCESSORIES OF PHOTOCOPYING APPARATUS	X		113,165
9010490000	APP FOR PROJECT OF CIRCUIT PATTERNS, NESOI	X		8,807
9010900000	PTS & ACCESS OF APPRT & EQUIP FOR PHOTO/CINEMA LAB	X		45,985
9012900000	PTS FOR MICROSCOPES, EXC OPTICAL; DIFFRACTION	X		6,065
9014206000	ELECTRICAL INST, AERONAUTICAL OR SPACE NAVIGATION	NO	14	129,998
9015808080	SURVEYING, HYDROGRAPHIC, ETC. INST & APPLN, NESOI	X		8,534
9017204000	DIS CALCULATORS, & OTH MATH CALCULATING INSTRUMENT	X		3,168
9017208060	DRAWING, MARKING-OUT/MATH CALCULATING INST, NESOI	X		9,381



TABLE 6 - SHIPMENTS OF MERCHANDISE FROM PUERTO RICO TO VIRGIN ISLANDS,  
BY COMMODITY: FISCAL YEAR 2000

COMM-CODE	COMMODITY AND UNIT OF QUANTITY		QUANTITY	VALUE-\$
9017800000	OTHER INSTRUMENTS FOR MEASURING LENGTH, NESOI	X		6,613
9018110080	PARTS AND ACCESSORIES FOR ELECTROCARDIOGRAPHS	X		7,972
9018130000	MAGNETIC RESONANCE IMAGING APPARATUS	X		92,000
9018194000	APPARATUS, FUNCTIONAL EXPLORATORY EXAMINATION& PTS	X		72,500
9018199560	PTS & ACCESSORIES FOR ELECTRO-DIAGNOSTIC APPARATUS	X		14,000
9018200000	ULTRAVIOLET OR INFRARED RAY APPARATUS, & PTS & ACC	X		3,000
9018390030	BOUGIES, CATHETERS, DRAINS & SONDES & PTS & ACCESS	X		36,825
9018390050	CANNULAE AND THE LIKE AND PART AND ACCESSORIES	X		28,000
9018907060	OTHER THERAPEUTIC APPLIANCES AND INSTRUMENTS,NESOI	X		501,589
9018907080	ELECTRO-MEDICAL INST & APPLIANCES & PARTS, NESOI	X		7,880
9018908000	INST & APPLIANCES FOR MEDICAL,SURGICAL, ETC,NESOI	X		12,928
9020008000	BREATHING APPLN & GAS MASK, & PARTS & ACCESS,NESOI	X		6,000
9022210000	APPTS BASE ON ALPHA,BETA,ETC RADIATION,MEDICAL,ETC	X		158,000
9024100000	MACHINES AND APPLIANCES FOR TESTING METALS	X		147,060
9024800000	MACHINE&APPLIANCE,TEST HARDNESS,STRENGTH,ETC,NESOI	X		77,500
9024900000	PTS, MACHINE & APPLN, TEST HARDNESS/STRENGTH, ETC	X		6,743
9026105000	FLOW METER FOR MEAS/CHECKING FLOW/LEVEL OF LIQUIDS	NO	1	2,850
9026107000	INST & APPRTS, MEAS/CHECK FLOW/LEVEL OF LIQ, NESOI	NO	20	2,914
9027100000	GAS OR SMOKE ANALYSIS APPARATUS	X		5,287
9027209000	CHROMATOGRAPHS & ELECTROPHORESIS INST, NESOI	NO	1	4,760
9027308020	SPECTROSCOPES USING OPTICAL RADIATIONS, NONELEC	NO	1	4,200
9027502000	THERMAL ANALYSIS INSTRUMENTS AND APPARATUS	NO	1	2,855
9027505000	OTH CHEM ANALYSIS INSTRUMENTS & APPARATUS, NESOI	NO	5	3,250
9027801000	NUCLEAR MAGNETIC RESONANCES INST EXC HEADING 9018	NO	2	22,890
9027808000	INST, MEASURING/CHECKING VISCOSITY ETC, NESOI	NO	22	33,516
9027902000	MICROTOMES	NO	2	9,039
9027908950	PTS & ACCESS OF INST & APPTS FOR PHYSICAL/CHEM ETC	X		3,097
9028300000	ELECTRICITY METERS	NO	68	22,482
9029100000	REVOLUTION COUNTERS, PRODUCTION COUNTERS, ETC	X		5,085
9030390040	APPARATUS TO TEST VOLTAGE OR CURRENT OR RESISTANCE	X		241,000
9030390080	INST&APPTS FOR MEASURING/CHECKING POWER, NESOI	X		12,000
9030400000	OTH INST, SPECIALLY DESIGNED FOR TELECOMMUNICATION	X		992,144
9031100000	MACHINES FOR BALANCING MECHANICAL PARTS	X		44,677
9031808060	EQUIP, TESTING ELEC CHARACTERISTICS OF ENGINES	X		11,401
9032893000	AUTOMATIC VOLTAGE AND VOLTAGE-CURRENT REGULATORS	X		3,188
9033000000	PTS, NESOI FOR MACHINES,APPLN,INST/APPTS OF CHAP90	X		2,916
CLOCKS AND WATCHES AND PARTS THEREOF.....		TOTAL	11,393	640,159
9101110000	WRST WATCH, ELEC OPER,PRECIOUS METAL, MECH DISPLAY	NO	858	28,698
9101190000	WRIST WATCH, ELECTRICALLY OPER,PRECIOUS METAL, NES	NO	615	256,518
9101210000	WRST WATCH, NT BATTERY, PRECIOUS METAL, AUTOMATIC	NO	1	7,389
9101910000	OTH WATCH, PRECIOUS METAL, ELEC OPR,EXC WRST WATCH	NO	169	15,586
9102110000	WRST WATCH, ELEC OPER,MECHANICAL DISPLY,BASE METAL	NO	934	67,232
9102210000	WRST WATCH, NT BATTERY, CASE BASE METAL, AUTOMATIC	NO	53	63,292
9107000000	TIME SWITCHES W CLK/WTCH MOVEMNT/SYNCHRONOUS MOTOR	NO	5	3,381
9108110000	WATCH MOVEMNT, COMPL&ASSM, ELEC OPR,MECH DISP ECT	NO	6,022	33,900
9114200000	CLOCK OR WATCH JEWELS	NO	2,736	164,163
MUSICAL INSTRUMENTS; PARTS AND ACCESSORIES OF SUCH ARTICLES.....		TOTAL		62,702
9201100000	UPRIGHT PIANOS	NO	3	3,995
9201900000	PIANOS, NESOI	NO	61	33,600
9206000000	PERCUSSION MUSICAL INSTRUMENTS	NO	1	2,734
9209990000	PTS & ACCESSORIES FOR EX. CARDS, DISCS, ETC, NESOI	X		22,373
MISCELLANEOUS MANUFACTURED ARTICLES.....		TOTAL		1,109,458
FURNITURE;BEDDING,MATTRESSES,MATTRESS SUPPORTS,CUSHIONS AND SIMILAR STUFFED FURNISHINGS;LAMPS AND LIGHTING FITTINGS, NOT ELSEWHERE SPECIFIED OR INCLUDED; ILLUMINATED SIGNS, ILLUMINATED NAME- PLATES AND THE LIKE,PREFABRICATED BUILDINGS.....		TOTAL		1,021,945
9401200000	SEATS OF A KIND USED FOR MOTOR VEHICLES	NO	13	3,331
9401613000	UPHOLSTERED CHAIRS WITH WOODEN FRAMES	NO	13	6,456
9401693000	CHAIRS, EXCEPT UPHOLSTERED WITH WOODEN FRAMES	NO	25	2,510

TABLE 6 - SHIPMENTS OF MERCHANDISE FROM PUERTO RICO TO VIRGIN ISLANDS,  
BY COMMODITY: FISCAL YEAR 2000

COMM-CODE	COMMODITY AND UNIT OF QUANTITY		QUANTITY	VALUE-\$
9401710000	SEATS WITH METAL FRAMES, UPHOLSTERED	NO	50	2,995
9401790000	SEATS WITH METAL FRAMES, EXCEPT UPHOLSTERED	NO	132	22,562
9402100000	DENTISTS', BARBERS OR SIMILAR CHAIRS AND PARTS	X		27,205
9402900010	HOSPITAL FURNITURE	X		8,100
9402900020	MEDICAL SURGICAL DENTAL/VETERINARY FURNITURE, NESOI	X		10,025
9403100020	METAL FILING CABINETS OF A KIND USED IN OFFICES	X		17,976
9403100040	METAL FURNITURE OF A KIND USED IN OFFICE, NESOI	X		18,970
9403200010	METAL FURNITURE OF A KIND USED IN HOUSEHOLD	X		10,000
9403200020	METAL FURNITURE COUNTERS, LOCKERS ETC, EXC OFFICE	X		9,045
9403200030	METAL FURNITURE AND PARTS, NESOI	X		113,483
9403300000	WOODEN FURNITURE OF A KIND USED IN OFFICES	X		11,995
9403409060	WOODEN CABINET, FOR USE IN THE KITCHEN	X		7,000
9403500000	WOODEN FURNITURE OF A KIND USED IN THE BEDROOM	X		22,550
9403600000	WOODEN FURNITURE, NESOI	X		206,980
9403905500	PTS, OF FURNITURE RUB/PLASTIC FOR MOTOR VEHICLES	X		3,596
9403909000	PARTS OF FURNITURE NESOI	X		18,138
9404100000	MATTRESS SUPPORTS	NO	130	18,396
9404210000	MATTRESS OF CELLULAR RUBBER OR PLASTICS	NO	147	25,458
9404290000	MATTRESSES OF OTHER THAN CELLULAR RUB/PLASTICS	NO	2,362	333,219
9404904000	PILLOWS, CUSHIONS, AND SIMILAR FURNISHING	X		7,733
9405103000	CHANDELIERS, ELEC CEILING/WALL LGHT, EXC HOUSEHOLD	NO	15	5,000
9405201000	ELEC TABLE, DESK, BEDSIDE/FLOOR LAMP FOR HOUSEHOLD	NO	19	2,775
9405400000	ELECTRIC LAMPS AND LIGHTING FITTINGS, NESOI	NO	191	13,250
9405600000	ILLUMINATED SIGNS, ILLUMINATED NAMEPLATES AND THE	NO	272	11,515
9405920000	LAMPS PARTS OF PLASTICS	X		8,583
9406004000	PREFABRICATED BUILDINGS OF WOOD	NO	25	3,325
9406008025	PREFABRICATED BUILDINGS OF METAL	NO	74	69,774
	TOYS,GAMES AND SPORTS EQUIPMENT; PARTS AND ACCESSORIES THEREOF.....	TOTAL		65,858
9502910000	DOLL GARMENTS AND ACCESSORIES THEREOF, FOOTWEAR	X		8,220
9504300010	VIDEO GAMES, COIN-OR TOKEN-OPERATED	X		2,778
9504300060	PARTS FOR GAMES, COIN-OR TOKEN-OPERATED	X		4,572
9504904000	GAMES MACHINES, EXC COIN-OR TOKEN-OPERATED, PTS	X		9,792
9504909060	BOWLING EQUIPMENT AND PARTS AND ACCESSORIES	X		2,639
9504909080	ARTICLES FOR ARCADE, TABLE OR PARLOR GAMES, NESOI	X		8,956
9505906000	FESTIVE, OR OTHER ENTERTAINMENT ARTICLES, NESOI	X		2,800
9506290040	SURF BOARD & OTH WATER-SPORT EQUIP, PTS ETC, NESOI	X		8,000
9506390080	OTHER GOLF EQUIPMENT, PARTS AND ACCESSORIES, NESOI	X		18,101
	MISCELLANEOUS MANUFACTURED ARTICLES.....	TOTAL		21,655
9603300000	ARTISTS BRUSHES, & SIMILAR BRUSHES FOR COSEMTICS	NO	32	6,559
9603900000	HAND-OPERATED MECHANICAL FLOOR SWEEPER ETC, NESOI	NO	1,488	2,690
9607190000	SLIDE FASTENERS, NESOI	NO	6,302	2,653
9607200000	PARTS OF SLIDE FASTENERS	X		6,773
9612101000	RIBBONS <30MM IN PLST/MTL CRTRDGES FOR TYPEWRITERS	DOZ	91	2,980
	WORK OF ART,COLLECTORS PIECES AND ANTIQUES.....	TOTAL		3,500
	WORK OF ART,COLLECTORS PIECES AND ANTIQUES.....	TOTAL		3,500
9705000060	NUMISMATIC (COLLECTORS') COINS EXCEPT GOLD	X		3,500
	SPECIAL CLASSIFICATION PROVISIONS.....	TOTAL		326,802
	SPECIAL CLASSIFICATION PROVISIONS.....	TOTAL		326,802
9802200000	MEDICINAL & PHARMACEUTICAL PRODUCTS, DONATED	X		93,235
9809005000	SHIPMENTS UNDER \$20,001, NOT IDENTIFIED BY KIND	X		233,567

