External Trade Statistics







Puerto Rico 2003

Commonwealth of Puerto Rico
Office of the Governor
Puerto Rico Planning Board

External Trade Statistics 2003 Puerto Rico

Eng. Ángel D. Rodríguez Quiñones
Chairman

José M. Auger Marchand
Director
Program of Economic
and Social Planning

Herminio Hernández Martínez
Director
Subprogram of Economic Analysis

Staff

Coordinator
Gerardo Sánchez Duvergé

Analyst
William Galindo Irizarry

Collaborator
Glorimar Morales Rivera

Cover design
Manuel A. Cosme

Reproduction
Feliciano Santos Rojas and
Reproductions Unit

COMMONWEALTH OF PUERTO RICO
OFFICE OF THE GOVERNOR
PLANNING BOARD

October 2003

PREFACE

This publication presents detailed information on the external trade of the Commonwealth of Puerto Rico for fiscal year 2003. The objective of this document is to serve the information needs of interested groups and individuals from the government as well as the private sector, regarding the statistics on Puerto Rico's foreign trade.

The data presented are in a summary table for the values of exports and imports, by country of destination and origin, as well as the trade balance for Puerto Rico with these countries. Separate sections for exports and imports provide data in a commodity-by-country detail, with totals for major commodity groupings.

The external trade statistics represent an important component of Puerto Rico's economic accounts. In order to understand the overall importance of external trade in our balance of payments, the Subprogram of Economic Analysis has other two available publications: **Estadísticas Seleccionadas del Comercio Exterior de Puerto Rico** (Selected Statistics on Puerto Rico's External Trade) and **Balanza de Pagos** (Balance of Payments). Both of these publications are also available on diskette.

We acknowledge the collaboration of the Foreign Trade Division of the U.S. Bureau of the Census, which provides the monthly external trade statistics enabling the preparation of this publication. Also, we appreciate the cooperation of the Program of Information Systems, and the Division of Auxiliary Services of the Puerto Rico Planning Board.

TABLE OF CONTENTS

Page

Preface iii
Puerto Rico's external trade data system and definitions ix
Abbreviations used in this report xii

Tables

Summary Table: Puerto Rico Exports and Imports of Merchandise, by Country of Destination and Origin, and Balance of Trade: Fiscal Year 2003 1

Imports

1. Shipments of Merchandise from the United States to Puerto Rico, by Commodity: Fiscal Year 2003 7

2. Imports into Puerto Rico from Foreign Countries, by Commodity and Country of Origin: Fiscal Year 2003 115

3. Shipments of Merchandise from Virgin Islands to Puerto Rico, by Commodity: Fiscal Year 2003 452

Exports

4. Shipments of Merchandise from Puerto Rico to the United States, by Commodity: Fiscal Year 2003 457

5. Exports from Puerto Rico to Foreign Countries, by Commodity and Country of Destination: Fiscal Year 2003 499

6. Shipments of Merchandise from Puerto Rico to Virgin Islands, by Commodity: Fiscal Year 2003 632

TABLE OF CONTENTS
(By Section)

NUMBER OF TABLES AND PAGES	SUMMARY TABLE	1	2	3	4	5	6
	1-3	7-114	115-451	452-454	457-498	499-629	632-651
Name or Description							
1. Live Animals; Animal Products		7	115	452	457	499	632
2. Vegetable Products		9	120	-	457	499	632
3. Animal or Vegetable Fats and Oils and Their Cleavage Products; Prepared Edible Fats; Animal or Vegetable Waxes		14	127	-	459	501	632
4. Prepared Foodstuffs; Beverages, Spirits and Vinegar, Tobacco and Manufactured Tobacco Substitutes		15	128	452	459	502	633
5. Mineral Products		20	148	452	461	511	634
6. Products of the Chemical or Allied Industries		22	151	452	462	513	634
7. Plastics and Articles Thereof; Rubber and Articles Thereof		36	177	452	467	540	636
8. Raw Hides and Skins, Leather, Furskins and Articles Thereof; Saddlery and Harness; Travel Goods, Handbags and Similar Containers; Articles of Animal Gut (Other Than Silkworm Gut)		40	204	-	469	546	637
9. Wood and Articles of Wood; Wood Charcoal; Cork and Articles of Cork; Manufactures of Straw, of Esparto or of Other Plaiting Materials; Basketware and Wickerwork		41	212	-	470	547	637
10. Pulp of Wood or of Other Fibrous Cellulosic Material; Waste and Scrap of Paper or Paperboard; Paper and Paperboard and Articles Thereof		44	219	453	470	550	638
11. Textiles and Textile Articles		48	231	453	472	555	639

TABLE OF CONTENTS (Cont.)
(By Section)

NUMBER OF TABLES AND PAGES	SUMMARY TABLE	1	2	3	4	5	6
	1-3	7-114	115-451	452-454	457-498	499-629	632-651
Name or Description							
12. Footwear, Headgear, Umbrellas, Sun Umbrellas, Walking Sticks, Seatsticks, Whips Riding Crops and Parts Thereof; Prepared Feathers and Articles Made Therewith; Artificial Flowers; Articles of Human Hair		61	280	-	475	561	640
13. Articles of Stone, Plaster, Cement, Asbestos, Mica or Similar Materials; Ceramic Products; Glass and Glassware		62	290	-	476	563	641
14. Natural or Cultured Pearls, Precious or Semiprecious Stones, Precious Metals; Metals Clad with Precious Metal and Articles Thereof; Imitation Jewelry; Coin		65	305	-	477	565	641
15. Base Metals and Articles of Base Metal		66	307	-	477	566	642
16. Machinery and Mechanical Appliances; Electrical Equipment; Parts Thereof; Sound Recorders and Reproducers, Television Image and Sound Recorders and Reproducers, Parts and Accessories of such Articles		76	341	453	481	576	643
17. Vehicles, Aircraft, Vessels and Associated Transport Equipment		102	399	-	492	610	647
18. Optical, Photographic, Cinematographic, Measuring, Checking, Precision, Medical or Surgical Instruments and Apparatus; Clocks and Watches; Musical Instruments; Parts and Accessories Thereof		105	408	453	493	614	648
19. Arms and Ammunition; Parts and Accessories Thereof		111	424	-	496	625	-
20. Miscellaneous Manufactured Articles		111	424	-	496	625	650
21. Works of Art, Collectors' Pieces and Antiques		114	447	453	497	629	651
22. Special Classification Provisions		114	448	453	498	629	651

PUERTO RICO' S EXTERNAL TRADE DATA SYSTEM AND DEFINITIONS

Introduction

The external trade data system of Puerto Rico incorporates all transactions of merchandise between Puerto Rico and the United States, U.S. Virgin Islands, and foreign countries. The U.S. Bureau of the Census compiles this information. Currently, the Subprogram of Economic Analysis of the Puerto Rico Planning Board receives the information monthly by electronic media, containing detailed statistics of the transactions by commodity, mean of transportation, weight, value, quantity, and country. This data is processed according to our specific needs of information in different types of tabulations. There are three basic geographic classifications: United States, foreign countries, and the U.S. Virgin Islands. Puerto Rico is included within the U.S. Customs and tariff systems. The Puerto Rico Trade Data Office, under the U.S. Bureau of the Census, began operations in January 1992. It guides and clarifies companies in Puerto Rico on the necessary proceedings in the shipment of merchandise to the United States and foreign countries.

Shipments between Puerto Rico and the United States

The statistics are obtained from a special form required to all companies, known as a Shipper's Export Declaration form (SED). For shipments from Puerto Rico to the United States, this form must be submitted to one of the U.S. Customs offices in San Juan, Ponce or Mayagüez. At the same time, a similar form must accompany all shipments from the U.S. to Puerto Rico. The value is based on the transaction price including inland freight, insurance and other charges to the border point or seaport. It is classified as free alongside ship (FAS) value at the port of embarkation. It should not include ocean freight, marine insurance, or other charges incurred beyond the port of embarkation.

Trade with foreign countries

The information on exports from Puerto Rico is obtained from the SED's filed out by the exporters at the port of embarkation. The value of the shipment is based on the transaction price including inland freight, insurance, and other charges to the place of embarkation. Merchandise in transit shipped through Puerto Rico from one foreign country to another is not considered as an export. Imported merchandise which has cleared customs and which is re exported without further processing, is classified separately as exports of foreign merchandise, but included as part of exports and classified according to the official schedules.

Country of destination is defined as the place where the merchandise is to be consumed or used, either in further processing or final manufacturing. In the event the exporter does not have enough or definite information as to the ultimate destination of the shipment, it is credited for statistical purposes to the country to which it is consigned.

In the case of imports for direct consumption, the information is based on regular U.S. Custom's entries of merchandise filed out by the importers at one of the U.S. Customs Offices in San Juan, Ponce or Mayagüez. It includes imports for direct consumption plus withdrawals from bonded warehouses, government as well as non governmental. U.S. goods returned by the U.S. Armed Forces for their own use are excluded. Since 1982, import data is presented in terms of customs value, defined as the price paid for merchandise exported to the U.S., excluding U.S. import duties, freight, insurance and other charges incurred in bringing the merchandise to the United States. Before 1982, import data was presented as FAS value, which was defined as the transaction value of imports at the foreign port of embarkation.

Shipments between Puerto Rico and the U.S. Virgin Islands

In the case of exports to the U.S. Virgin Islands, the information comes from the SED's filed at the U.S. Customs Office at the time the merchandise is shipped. Shipments by all means of transportation are included. The value is based on the transaction price including inland freight, insurance, and other charges to the place of shipment.

Regarding imports, the information is based on the import entry form which importers are required to file at the U.S. Customs Office in San Juan. The value shown is the customs value, which is the value of imports as appraised by U.S. Customs. Commodity information is reported according to the classification schedules of the U.S. Department of Commerce.

Classifications

As part of the U.S. Customs system, the commodity classification systems used are the same as in the United States: Schedule B for exports and imports to or from the United States, and the Harmonized Tariff Schedule Annotated for imports from foreign countries. Both systems are based on the Harmonized Commodity Description and the Coding System.

Sources of information of external trade statistics

The annual report **External Trade Statistics** is the basic publication in which Puerto Rico's trade data is presented to the public. It includes a detailed set of statistics by commodity and country using the HS. Summary tables for each fiscal year are included in the **Statistical Appendix of the Economic Report to the Governor**, in the **Selected Statistics on Puerto Rico's External Trade**, in the **Balance of Payments of Puerto Rico**, and in other publications. In addition, there are internal reports or tabulations in which trade is classified by region or commodity, by geographic area or by country, and presented in a monthly and accumulated form. This information is maintained in the Program of Information Systems of the Planning Board. The reports are generated as needed. The published information is on a fiscal year basis, from July to June.

Although there is no on line access for external users, we have the capability of transferring information, tailored to particular requests, to diskettes or to magnetic tapes on a cost basis. Printouts can also be provided on a cost basis.

ABBREVIATIONS USED IN THIS REPORT

Abbreviations	Units of quantity
BBL	Barrel
CAR	Carat
CKG	Content kilogram
CM2/SCM	Square centimeters
CTN	Content tons
CUR	Curie
CYK	Clean yield kilogram
DOZ	Dozen
DPC	Dozen pieces
DPR	Dozen pairs
DS	Doses
FBM	Fiber meter
GBM	Gigabequerels
GCN	Gross containers
GKG	Gross kilograms
GM	Grams
GRS	Gross
HUN/HND	Hundred
KG	Kilograms
KGT	Kilogram total
KM3	Cubic kilometers
KTS	Kilogram total sugar
LNM	Linear meter
L/LTR	Liters
M/MTR	Meters
M2/SQM	Square meters
M3/CBM	Cubic meters
MBQ	Megabequerels
MC	Millicuries
NESOI	Not elsewhere specified or included
NO	Number
PCS	Pieces
PFL	Proof liters
PKS	Packs
PRS	Pairs
RBA	Running bales
SQ	Square
T/TON	Tons (metric)
TCM	Thousand cubic meters
THM	Thousand meters
THS	Thousands
TNV	Ton raw value (metric)
X	No units of quantity required

SUMMARY TABLE: PUERTO RICO'S EXPORTS AND IMPORTS OF MERCHANDISE
BY COUNTRY OF DESTINATION AND ORIGIN, AND BALANCE OF TRADE: FISCAL YEAR 2003

	Exports (Dollars)	Imports (Dollars)	Trade Balance (Dollars)
TOTAL	55,175,252,681	33,749,696,113	21,425,556,568
UNITED STATES	47,646,961,373	16,503,378,102	31,143,583,271
VIRGIN ISLANDS	72,040,570	871,675,433	(799,634,863)
FOREIGN COUNTRIES	7,456,250,738	16,374,642,578	(8,918,391,840)
ANGOLA	0	23,549,874	(23,549,874)
ANGUILLA	1,294,430	0	1,294,430
ANTIGUA AND BARBUDA	18,814,218	43,599	18,770,619
ARGENTINA	8,778,770	165,314,737	(156,535,967)
ARUBA	16,254,807	13,193,366	3,061,441
AUSTRALIA	70,611,168	33,725,817	36,885,351
AUSTRIA	820,541	3,988,332	(3,167,791)
AZERBAIJAN	13,068	713	12,355
BAHAMAS	26,123,797	8,274,810	17,848,987
BAHRAIN	32,000	7,216	24,784
BANGLADESH	3,170,730	700,305	2,470,425
BARBADOS	25,494,811	773,792	24,721,019
BELARUS	4,300	0	4,300
BELGIUM	1,103,619,242	271,507,316	832,111,926
BELIZE	2,203,266	786,628	1,416,638
BERMUDA	3,656,890	2,790	3,654,100
BHUTAN	0	109,630	(109,630)
BOLIVIA	456,107	47,021	409,086
BOSNIA-HERCEGOVINA	5,233	0	5,233
BRAZIL	63,099,055	362,573,461	(299,474,406)
BRITISH VIRGIN ISLANDS	10,794,621	1,186,655	9,607,966
BRUNEI	0	30,345	(30,345)
BULGARIA	431,674	81,159	350,515
BURMA (MYANMAR)	0	7,258	(7,258)
CAMBODIA	1,327,464	492,150	835,314
CAMEROON	0	15,725,972	(15,725,972)
CANADA	257,418,423	252,782,136	4,636,287
CAYMAN ISLANDS	1,114,287	3,175	1,111,112
CHILE	4,875,575	30,176,692	(25,301,117)
CHINA (TAIWAN)	30,830,365	72,166,825	(41,336,460)
CHINA, PEOPLE'S REP. OF (MAINLAND)	64,723,413	330,397,284	(265,673,871)
COLOMBIA	29,964,642	534,529,901	(504,565,259)
CONGO, DEM. REP. OF THE (FORMER ZAIRE)	4,187	86,305,641	(86,301,454)
CONGO	0	12,106,699	(12,106,699)
COOK ISLANDS	0	117,532	(117,532)
COSTA RICA	16,871,053	164,396,461	(147,525,408)
COTE D'IVOIRE (IVORY COAST)	0	3,993,005	(3,993,005)
CROATIA	384,306	68,259,371	(67,875,065)
CUBA	48,000	3,307	44,693
CYPRUS	230,927	4,650	226,277
CZECH REPUBLIC	708,992	3,150,118	(2,441,126)
DENMARK	4,274,115	33,777,633	(29,503,518)
DJIBOUTI	20,496	0	20,496
DOMINICA	1,091,309	469,718	621,591
DOMINICAN REPUBLIC	650,767,167	685,456,645	(34,689,478)
ECUADOR	6,150,322	105,701,355	(99,551,033)
EGYPT	1,832,623	17,130,796	(15,298,173)
EL SALVADOR	15,503,678	3,294,529	12,209,149
ESTONIA	0	581,737	(581,737)
ETHIOPIA	23,583	0	23,583
FIJI	87,966	917,220	(829,254)
FINLAND	1,549,564	27,554,359	(26,004,795)
FRANCE	693,885,197	239,754,868	454,130,329
FRENCH GUIANA	48,918	0	48,918
GABON	454,893	16,493,015	(16,038,122)
GAMBIA	14,986,714	0	14,986,714
GEORGIA	486,299	0	486,299
GERMANY	519,147,594	878,536,080	(359,388,486)
GHANA	271,800	314,567	(42,767)
GIBRALTAR	8,483,991	0	8,483,991
GREECE	1,533,484	1,090,935	442,549
GRENADA	1,114,144	27,988	1,086,156
GUADELOUPE	1,743,380	957,147	786,233
GUATEMALA	2,222,050	14,601,596	(12,379,546)

SUMMARY TABLE: PUERTO RICO'S EXPORTS AND IMPORTS OF MERCHANDISE
BY COUNTRY OF DESTINATION AND ORIGIN, AND BALANCE OF TRADE: FISCAL YEAR 2003

	Exports (Dollars)	Imports (Dollars)	Trade Balance (Dollars)
GUINEA-BISSAU	0	1,811,683	(1,811,683)
GUYANA	2,887,436	590,462	2,296,974
HAITI	21,784,633	2,005,746	19,778,887
HEARD AND MCDONALD ISLANDS	16,846	0	16,846
HONDURAS	17,585,657	5,826,276	11,759,381
HONG KONG	23,151,920	9,536,746	13,615,174
HUNGARY	1,043,440	67,539,874	(66,496,434)
ICELAND	1,663,321	5,072,796	(3,409,475)
INDIA	227,067,064	26,287,047	200,780,017
INDONESIA	1,336,298	21,972,150	(20,635,852)
IRAN	0	48,710	(48,710)
IRELAND	211,932,467	6,994,218,302	(6,782,285,835)
ISRAEL	64,312,375	23,282,833	41,029,542
ITALY	435,011,631	355,008,384	80,003,247
JAMAICA	29,146,731	600,701	28,546,030
JAPAN	298,579,723	1,330,956,829	(1,032,377,106)
JORDAN	1,959,826	37,635	1,922,191
KENYA	53,493	16,743	36,750
KOREA, REP. OF (SOUTH KOREA)	48,197,965	161,995,743	(113,797,778)
KUWAIT	646,737	0	646,737
KYRGYZSTAN	248,418	0	248,418
LAOS	4,000	0	4,000
LATVIA	55,382	2,545,233	(2,489,851)
LEBANON	472,500	73,525	398,975
LESOTHO	0	110,154	(110,154)
LITHUANIA	3,848	1,916,205	(1,912,357)
LUXEMBOURG	8,733	6,898,895	(6,890,162)
MACAO	113,795	187,982	(74,187)
MADAGASCAR	0	367,385	(367,385)
MALAWI	0	633,289	(633,289)
MALAYSIA	31,651,926	22,570,210	9,081,716
MALTA	1,404,561	132,541	1,272,020
MARTINIQUE	548,454	18,095	530,359
MEXICO	114,965,616	314,083,510	(199,117,894)
MOLDOVA	5,000	0	5,000
MONACO	0	42,471	(42,471)
MONGOLIA	15,000	0	15,000
MONTSERRAT	412,185	0	412,185
MOROCCO	487,757	115,125	372,632
NAMIBIA	1,250,994	0	1,250,994
NEPAL	0	7,273	(7,273)
NETHERLAND ANTIL. EXC ARUBA	55,428,361	88,122,277	(32,693,916)
NETHERLANDS	1,153,220,535	171,812,907	981,407,628
NEW CALEDONIA	2,812,306	0	2,812,306
NEW ZEALAND	7,298,665	588,144	6,710,521
NICARAGUA	595,400	15,514,695	(14,919,295)
NIGERIA	5,173,672	3,866,692	1,306,980
NORWAY	15,433,230	29,834,432	(14,401,202)
OMAN	0	70,142	(70,142)
PAKISTAN	6,961,489	8,467,070	(1,505,581)
PANAMA	42,406,270	13,065,469	29,340,801
PAPUA NEW GUINEA	0	23,635	(23,635)
PARAGUAY	18,592	1,275,797	(1,257,205)
PERU	1,353,185	25,980,395	(24,627,210)
PHILIPPINES	6,503,153	9,365,723	(2,862,570)
PITCAIRN ISLAND	441,137	0	441,137
POLAND	6,818,376	3,396,541	3,421,835
PORTUGAL	7,172,253	14,986,341	(7,814,088)
ROMANIA	165,360	1,984,529	(1,819,169)
RUSSIA	2,155,040	3,311,016	(1,155,976)
SAINT KITTS AND NEVIS	3,150,294	20,481,069	(17,330,775)
SAINT LUCIA	2,547,368	31,902	2,515,466
SAINT PIERRE AND MIQUELON	81,407	0	81,407
SAINT VINCENT AND GRENADINES	889,822	5,071,510	(4,181,688)
SAN MARINO	43,118	0	43,118
SAO TOME AND PRINCIPE	14,954	0	14,954
SAUDI ARABIA	14,733,278	18,872,965	(4,139,687)
SEYCHELLES	0	2,381,180	(2,381,180)
SIERRA LEONE	0	141,346	(141,346)
SINGAPORE	326,508,666	698,245,447	(371,736,781)

SUMMARY TABLE: PUERTO RICO'S EXPORTS AND IMPORTS OF MERCHANDISE
BY COUNTRY OF DESTINATION AND ORIGIN, AND BALANCE OF TRADE: FISCAL YEAR 2003

	Exports (Dollars)	Imports (Dollars)	Trade Balance (Dollars)
SLOVAK REPUBLIC (SLOVAKIA)	427,277	1,923,313	(1,496,036)
SLOVENIA	457,504	2,571,479	(2,113,975)
SOMALIA	676,000	0	676,000
SOUTH AFRICA, REP. OF	22,861,432	3,259,899	19,601,533
SPAIN	43,407,560	200,852,302	(157,444,742)
SRI LANKA	247,253	1,231,511	(984,258)
SURINAME	2,626,302	44,255	2,582,047
SWAZILAND	0	1,984,140	(1,984,140)
SWEDEN	4,281,092	116,935,553	(112,654,461)
SWITZERLAND	148,544,321	207,200,669	(58,656,348)
SYRIA	42,049	48,661	(6,612)
TANZANIA	287,064	0	287,064
THAILAND	8,362,621	23,495,309	(15,132,688)
TOGO	0	345,707	(345,707)
TOKELAU ISLANDS	8,870	0	8,870
TONGA	68,850	0	68,850
TRINIDAD AND TOBAGO	24,816,858	216,253,025	(191,436,167)
TUNISIA	161,148	54,643	106,505
TURKEY	13,098,183	30,542,748	(17,444,565)
TURKS AND CAICOS ISLANDS	321,176	0	321,176
UGANDA	0	608,306	(608,306)
UKRAINE	0	15,425	(15,425)
UNITED ARAB EMIRATES	9,804,448	234,978	9,569,470
UNITED KINGDOM OF GT BRITAIN	271,132,789	405,209,179	(134,076,390)
URUGUAY	2,736,520	3,574,652	(838,132)
UZBEKISTAN	0	154,705	(154,705)
VANUATU	0	1,480,869	(1,480,869)
VATICAN CITY	192,535	0	192,535
VENEZUELA	5,467,059	174,802,048	(169,334,989)
VIETNAM	6,370,802	1,241,494	5,129,308
YUGOSLAVIA (SERBIA AND MONTENEGRO)	36,315	0	36,315
ZAMBIA	3,398	0	3,398

Source: Puerto Rico Planning Board, Program of Economic and Social Planning,
Subprogram of Economic Analysis.

IMPORTS



TABLE - 1 SHIPMENTS OF MERCHANDISE FROM THE UNITED STATES TO PUERTO RICO, BY COMMODITY:
FISCAL YEAR 2003

COMM CODE	DESCRIPTION	UNIT	QUANTITY	VALUE - $
		TOTAL		16,503,378,102
	LIVE ANIMALS;ANIMAL PRODUCTS.....	TOTAL		596,086,160
	LIVE ANIMALS.....	TOTAL		4,192,354
0101100000	PUREBRED BREEDING HORSES AND ASSES, LIVE	NO	16	105,000
0101901000	HORSES, LIVE, EXCEPT PUREBRED BREEDING	NO	186	2,693,700
0102100010	BOVINE ANIMALS, LIVE, PUREBRED BREEDING DAIRY MALE	NO	78	177,643
0102100020	BOVINE ANIMALS LIVE, PUREBRED BREEDNG DAIRY FEMALE	NO	179	459,780
0102900000	BOVINE ANIMALS, LIVE, NESOI	NO	10	10,751
0103100000	SWINE, LIVE, PUREBRED BREEDING ANIMALS	NO	1	3,600
0105110020	CHICKENS LIVE NOT OV 185G BREEDING STOCK,MEAT-TYPE	NO	4,400	22,000
0105110040	CHICKENS, LIVE, NOV 185G EA, EX BREEDING STOCK	NO	288,717	126,642
0105930000	CHICKENS, WEIGHING MORE THAN 2,000 G EACH	NO	82,333	185,000
0105990000	TURKEYS, DUCKS, GEESE, GUINEAS, LIVE, OVER 185G EA	NO	120,438	348,623
0106110000	PRIMATES, LIVE	NO	5	9,920
0106390000	BIRDS, LIVE, NESOI	NO	575	10,565
0106900000	ANIMALS, LIVE, NESOI	X		39,130
	MEAT AND EDIBLE MEAT OFFAL.....	TOTAL	203,712,966	402,900,700
0201100010	CARCASSES/HALF-CARCASSES OF VEAL, FRESH OR CHILLED	KG	258,848	981,659
0201100090	CARCASSES/HALF-CARCASSES BOVINE ANMLS NESOI FR/CHL	KG	2,097,586	6,602,439
0201203550	MEAT BOVINE ANMLS NESOI CUTS W/BONE PROCSD FRH/CHD	KG	2,515,597	5,821,807
0201206000	MEAT BOVINE ANMLS CUTS W/BONE EX PROCSSD FRSH/CHLD	KG	2,123,411	7,538,163
0201303550	MEAT BOVINE ANMLS BONELESS PROCESSED FRESH/CHILLED	KG	4,920,588	10,893,814
0201306000	MEAT BOVINE ANMLS, BONELESS EX PROCESSD, FRSH/CHLD	KG	1,803,164	6,353,436
0202100010	CARCASSES AND HALF-CARCASSES OF VEAL, FROZEN	KG	400,118	748,962
0202100090	CARCASSES/HALF-CARCASSES BOVINE ANMLS NESOI FROZEN	KG	887,586	7,071,221
0202203550	MEAT BOVINE ANMLS NESOI CUTS W/BONE PROCSSD FROZEN	KG	2,520,710	6,231,360
0202206000	MEAT BOVINE ANMLS CUTS W/BONE EX PROCESSED, FROZEN	KG	1,024,978	2,030,487
0202303550	MEAT BOVINE ANIMALS BONELESS, PROCESSED, FROZEN	KG	11,484,785	32,884,308
0202306000	MEAT BOVINE ANIMALS BONELESS EXCEPT PROCESSED FRZN	KG	630,195	1,754,638
0203110000	CARCASSES & HALF-CARCASSES OF SWINE FRESH, CHILLED	KG	102,819	317,134
0203121000	HAMS/SHOULDERS & CUTS, BONE IN PROCESSED FRSH/CHLD	KG	722,801	1,364,124
0203129000	HAMS/SHOULDERS & CUTS, BONE IN EX PROCESSED FR, CH	KG	888,554	2,140,863
0203192000	MEAT OF SWINE, NESOI, PROCESSED, FRESH OR CHILLED	KG	11,545,951	26,454,578
0203194000	MEAT OF SWINE, NESOI, EX PROCESSED, FRESH/CHILLED	KG	7,915,223	15,664,290
0203210000	CARCASSES AND HALF-CARCASSES OF SWINE, FROZEN	KG	117,325	244,748
0203221000	HAMS, SHOULDERS & CUTS, BONE IN, PROCESSED, FROZEN	KG	3,830,026	6,753,876
0203229000	HAMS/SHOULDERS & CUTS, BONE IN EX PROCESSED, FROZN	KG	3,715,587	7,147,984
0203292000	MEAT OF SWINE, NESOI, PROCESSED, FROZEN	KG	5,273,463	11,577,500
0203294000	MEAT OF SWINE, NESOI, EXCEPT PROCESSED, FROZEN	KG	884,191	2,656,624
0204230000	MEAT OF SHEEP, BONELESS, FRESH OR CHILLED	KG	306,708	900,400
0204420000	MEAT OF SHEEP, CUTS WITH BONE IN, NESOI, FROZEN	KG	68,778	212,744
0204500000	MEAT OF GOATS, FRESH, CHILLED OR FROZEN	KG	34,210	76,043
0206220000	LIVERS OF BOVINE ANIMALS, EDIBLE, FROZEN	KG	177,851	237,207
0206290010	HEARTS OF BOVINE ANIMALS, EDIBLE, FROZEN	KG	40,703	122,000
0206290090	OFFAL OF BOVINE ANIMALS, EDIBLE, NESOI, FROZEN	KG	224,905	293,251
0206300000	OFFAL OF SWINE, EDIBLE, FRESH OR CHILLED	KG	23,106	65,000
0206490090	OTHER OFFAL OF SWINE EXCEPT LIVERS, EDIBLE, FROZEN	KG	563,934	659,978
0206800000	OFFAL SHEEP,GOAT,HORSE,ASS,MULE/HINNY EDIBLE FR/CH	KG	923,872	2,414,986
0207110020	CHICKENS, YOUNG, NOT CUT IN PIECES, FRESH, CHILLED	KG	3,556,107	6,213,515
0207110040	CHICKENS, NESOI, NOT CUT IN PIECES, FRESH, CHILLED	KG	18,204,500	27,746,450
0207120020	CHICKENS, YOUNG, NOT CUT IN PIECES, FROZEN	KG	6,339,459	7,623,092
0207120040	CHICKENS, NESOI, NOT CUT IN PIECES, FROZEN	KG	26,208,842	36,803,678
0207130000	CHICKEN CUTS & EDIBLE OFFAL (INCL LIVER) FRSH/CHLD	KG	7,434,196	16,963,319
0207140010	CHKN CUTS/EDBL OFFL(INC LIVERS), FRZN, LEG QRTRS	KG	22,373,065	21,990,800
0207140025	CHKN CUTS/EDBL OFFL(INC LVRS), FRZN, LEGS EX QRTRS	KG	1,163,457	1,324,670
0207140030	CHKN CUTS/EDBL OFFL(INC LVRS), FRZN, WINGS & PRTS	KG	2,010,999	3,148,638
0207140050	CHCKN CUTS/EDBL OFFAL(INC LVRS), FRZN, OFFAL	KG	6,116,259	13,717,178
0207140090	CHKN CUTS/EDBL OFFL(INC LVRS), FRZN, OTHER	KG	30,751,118	76,330,735
0207240000	TURKEYS, NOT CUT IN PIECES, FRESH OR CHILLED	KG	400,488	671,879
0207250000	TURKEYS, NOT CUT IN PIECES, FROZEN	KG	4,879,597	8,587,109
0207260000	TURKEY CUTS & EDIBLE OFFAL (INCL LIVER) FRSH/CHLLD	KG	280,260	436,812
0207270010	TRKY CUTS/EDBL OFFL(INCL LVRS) FRZN, LEGS W/BONE	KG	385,552	736,062
0207270025	TRKY CUTS/EDBL OFFL(INCL LVRS) FRZN, LEG WO/BONE	KG	84,260	238,741

TABLE - 1 SHIPMENTS OF MERCHANDISE FROM THE UNITED STATES TO PUERTO RICO, BY COMMODITY:
FISCAL YEAR 2003

COMM CODE	DESCRIPTION	UNIT	QUANTITY	VALUE - $
0207270030	TRKY CUTS/EDBL OFFL(INCL LVRS) FRZN, WNGS & PARTS	KG	22,523	74,654
0207270045	TRKY CUTS/EDBL OFFL(INCL LVRS) FRZN, BRSTS & PARTS	KG	832,464	1,784,986
0207270050	TRKY CUTS/EDBL OFFL(INCL LVRS) FRZN, OFFAL	KG	169,421	355,000
0207270090	TRKY CUTS/EDBL OFFL(INCL LVRS) FRZN, OTHER	KG	1,176,032	2,090,109
0207330000	DUCKS, GEESE & GUINEAS, NOT CUT IN PIECES, FROZEN	KG	2,976	9,938
0208100000	RABBIT OR HARE MEAT & OFFAL FRESH, CHILLED, FROZEN	KG	27,555	77,154
0208300000	PRIMATE MEAT & EDIBLE OFFAL,FRESH,CHILLED,FROZEN	KG	380,061	549,964
0208500000	REPTILE MEAT & EDIBLE OFFAL, FRESH/CHILD/FROZN	KG	15,812	80,882
0208900002	MEAT & EDIBLE MEAT OFFAL NESOI, FRESH, CHLD, FROZN	KG	1,319,298	3,619,701
0209000000	PIG & POULTRY FAT FRSH CHLD FRZN SALTED DRIED SMKD	KG	388,003	627,645
0210110000	HAMS, SHOULDERS & CUTS, BONE IN, SALTED, DRD, SMKD	KG	741,165	1,389,744
0210120020	BACON	KG	329,162	1,179,698
0210120040	BELLIES, CUTS, SWINE, SALTD, IN BRINE, DRIED, SMKD	KG	21,223	100,000
0210200000	MEAT, BOVINE ANIMALS, SALTED, IN BRINE, DRD, SMOKD	KG	34,610	81,000
0210910000	PRIMATE MEAT&OFFAL,SLTD,DRD,SMKD,INCL FLOUR/MEAL	KG	35,290	121,992
0210990000	MEAT & OFFAL,NESOI,SALTD,DRD,SMKD, INCL FLOUR/MEAL	KG	1,639	9,931
	FISH AND CRUSTACEANS, MOLLUSCS AND OTHER AQUATIC INVERTEBRATES.....	TOTAL		16,857,058
0301100000	FISH, ORNAMENTAL, LIVE	X		194,943
0302110090	TROUT (EXCEPT FARMED RAINBOW TROUT) FRESH/CHILLED	KG	170,392	889,398
0302120003	ATLANTIC SALMON FARMED,FRESH/CHILLD EX FLT/LVR/ROE	KG	193,702	302,400
0302120032	PINK (HUMPIE) SALMON FRSH/CHILLD EX FILLET/LVR/ROE	KG	3,092	4,483
0302190000	SALMONIDAE, NESOI, FRESH OR CHILLED	KG	631,953	3,464,975
0302210000	HALIBUT/GREENLAND TURBOT EX FILLET, LVR, ROE FR/CH	KG	3,321	28,380
0302310000	ALBACORE/LONGFINNED TUNAS EX FILLET LVR ROE, FR/CH	KG	33,032	258,956
0302330000	SKIPJACK TUNAS EXCEPT FILLETS, LIVER, ROE, FR, CH	KG	37,835	79,420
0302350000	BLUEFIN TUNAS,EX FILLETS, LIVER, ROE, FRSH, CHILD	KG	36,544	69,950
0302390000	TUNA, NESOI, EX FILLETS, LIVERS, ROES, FRESH/CHILD	KG	21,674	48,935
0302693020	LINCOD(OPHIODON ELONGATUS) FRESH/CHILLD EX FLT/ROE	KG	9,594	19,182
0303190062	PACIFIC SALMON, NESOI, FROZEN, EX FILLET/LIVER/ROE	KG	14,585	75,705
0303310015	ATLANTIC & PACIFIC HALIBUT FROZN EX FILLET/LVR/ROE	KG	10,614	82,461
0303390060	FROZEN, FLAT FISH EXCL FILLETS, LIVERS, ROES NESOI	KG	38,153	164,999
0303490060	TUNAS NESOI, EXCEPT FILLETS, LIVERS, ROES, FROZEN	KG	18,636	46,800
0303490100	TUNAS NESOI, EXCEPT FILLETS, LIVERS, ROES, FROZEN	KG	18,636	46,800
0303780000	WHITING & HAKE, EXCEPT FILLETS, LIVER, ROE, FROZEN	KG	84,357	240,000
0303796050	PACIFIC OCEAN PERCH, FROZEN, NESOI	KG	11,275	80,000
0303796090	FROZEN FISH EXCL FILLETS, LIVERS, ROES, NESOI	KG	177,368	402,030
0303804040	SALMON ROE, FROZEN	KG	63,107	210,480
0304105090	FISH FILLETS ETC EXCEPT STEAKS, NESOI, FRESH, CHLD	KG	41,494	57,000
0304203025	COD FILLETS, FROZEN	KG	19,505	84,323
0304206030	FRESH-WATER CATFISH FILLETS, FROZEN	KG	2,871	9,070
0304206042	TILAPIA FILLETS, FROZEN	KG	60,417	179,199
0304207000	ALASKA POLLOCK (THERAGRA CHALCOGRAMMA) FILLET FRZN	KG	48,460	196,870
0304208600	FISH FILLETS, NESOI, FROZEN	KG	36,628	175,360
0305100000	FISH MEAL FIT FOR HUMAN CONSUMPTION	KG	181,971	699,714
0305300000	FISH FILLETS, DRIED, SALTED OR IN BRINE, NT SMOKED	KG	318,906	1,411,148
0305420000	HERRINGS, INCLUDING FILLETS, SMOKED	KG	14,142	38,385
0305510000	COD, DRIED, WHETHER OR NOT SALTED BUT NOT SMOKED	KG	950,110	2,159,637
0305594000	DRIED FISH, WHTHR OR NOT SALTED, NOT SMOKED, NESOI	KG	100,337	285,565
0305690000	FISH NESOI,SALTED NOT DRIED OR SMOKED; IN BRINE	KG	805	16,510
0306110000	ROCK LOBSTER AND OTHER SEA CRAWFISH, FROZEN	KG	6,004	97,269
0306120000	LOBSTERS, INCLUDING IN SHELL, FROZEN	KG	83,897	729,585
0306130003	SHRIMP/PRAWN SHELL-ON COUNT SIZE < 33 PER KG FROZN	KG	40,566	606,484
0306130006	SHRIMP/PRAWN SHELL-ON COUNT SIZE 33-45 PER KG FRZN	KG	39,004	490,611
0306130009	SHRIMP/PRAWN SHELL-ON COUNT SIZE 46-55 PER KG FRZN	KG	46,211	414,965
0306130012	SHRIMP/PRAWN SHELL-ON COUNT SIZE 56-66 PER KG FRZN	KG	5,979	66,285
0306130021	SHRIMP/PRAWN SHELL-ON COUNT SZ 111-132 PER KG FRZN	KG	169,386	1,224,029
0306130027	SHRIMP/PRAWN SHELL-ON COUNT SIZE > 154 PER KG FRZN	KG	11,023	64,047
0306130040	SHRIMPS AND PRAWNS, PEELED, FROZEN	KG	126,335	699,137
0306230000	SHRIMPS/PRAWNS INC SHELL FR/CH/DRD/SALTED/IN BRINE	KG	16,875	172,750
0307100040	OYSTERS NESOI LIVE/FRSH/CHLD/FZ/DRD/SALTD/IN BRINE	KG	17,926	25,000
0307390000	MUSSELS, FROZEN, DRIED, SALTED OR IN BRINE	KG	6,437	24,165
0307490010	SQUID FILLETS, FROZEN	KG	2,353	3,890
0307490022	LOLIGO OPALESCENS SQUID FRZN (EX FILLET)/DRIED/ETC	KG	45,260	48,407
0307910030	CONCH, LIVE, FRESH OR CHILLED	KG	17,958	144,401
0307910090	MOLLUSCS/AQUATIC INVERTEBRATES NESOI LIVE/FRSH/CHD	KG	3,160	22,955

TABLE - 1 SHIPMENTS OF MERCHANDISE FROM THE UNITED STATES TO PUERTO RICO, BY COMMODITY:
FISCAL YEAR 2003

COMM CODE	DESCRIPTION	UNIT	QUANTITY	VALUE - $
	DAIRY PRODUCE;BIRDS EGGS;NATURAL HONEY EDIBLE PRODUCTS OF ANIMAL ORIGIN, NOT ELSEWHERE SPECIFIED OR INCLUDED.....	TOTAL		125,395,257
0401100000	MILK AND CREAM, NT CONCNTRD, NT SWEETD, NOV 1% FAT	L	2,425,801	1,929,638
0401200000	MILK/CREAM NT CNCTRD/SWT, FAT CONTENT OV 1% NOV-6%	L	17,751,597	12,683,264
0401300000	MILK & CREAM, NOT CONCNTRD/SWTN, FAT CONTENT OV 6%	L	1,878,248	1,364,626
0402100000	MLK & CRM CNTD W/N SWT POWDR GRAN/SLDS NOV1.5% FAT	KG	1,973,601	4,698,204
0402210000	MLK/CREAM CNCTRD NT SWTN PWD/OTH SOLIDS OV 1.5% FA	KG	268,264	421,811
0402290000	MLK & CRM,CNTD,SWTND,POWDR/SOLIDS, OVER 1.5% FAT	KG	235,546	313,535
0402910000	MILK & CREAM WHTHR/NT CONCENTRATD NT SWEETND NESOI	KG	7,266,334	7,666,306
0402990000	MILK/CREAM, WHTHR/NOT CONCENTRATED, SWEETND, NESOI	KG	955,687	874,943
0403100000	YOGURT, W/N SWEETENED, FLAVORED OR CNTG FRUIT/COCO	KG	900,650	1,713,191
0403900000	BUTTERMILK/KEPHIR/CURDLED FERMNTD ACIDFD MLK & CRM	X		8,120
0404102000	WHEY, WHETHER OR NT CONCENTRATD OR SWEETEND, FLUID	L	63,869	87,400
0404104000	WHEY, WHETHER OR NT CONCENTRATD OR SWEETEND, DRIED	KG	142,873	128,000
0404900000	PRODUCTS OF NATURAL MILK CONSTITUENTS, NESOI	KG	127,494	286,723
0405100000	BUTTER	KG	1,647,580	2,815,425
0405200000	DAIRY SPREADS	KG	3,127,616	6,040,336
0405900000	FATS AND OILS DERIVED FROM MILK, NESOI	KG	954	3,864
0406100000	FRESH CHEESE (INC WHEY CHEESE) NT FRMNTD, AND CURD	KG	2,342,567	6,253,758
0406200000	CHEESE OF ALL KINDS, GRATED OR POWDERED	KG	2,616,550	6,726,754
0406300000	CHEESE, PROCESSED, NOT GRATED OR POWDERED	KG	4,294,405	10,238,717
0406400000	CHEESE, BLUE-VEINED, NESOI	KG	723	3,420
0406901000	CHEESE, CHEDDAR, NESOI	KG	462,562	1,462,499
0406909550	CHEESE, INCLUDING MIXTURES, NESOI	KG	13,137,383	36,833,487
0407000020	BIRDS' EGGS, IN SHELL, FOR HATCHING	DOZ	1,095,771	1,825,025
0407000040	BIRDS' EGGS, IN SHELL, FRESH, PRESERVED OR COOKED	DOZ	14,295,071	10,905,615
0408110000	EGG YOLKS, DRIED, WHETHER OR NOT SWEETENED	KG	2,729,864	3,204,887
0408190000	EGG YOLKS, FRSH, FRZN, COOKED BY WATER, MOLDED ETC	KG	2,501,303	3,027,197
0408990000	BIRDS' EGGS NT IN SHELL, FRSH FRZN COOKD WATER ETC	KG	505,695	613,205
0409000025	HONEY, NATURAL, PACKAGED FOR RETAIL SALE	KG	5,558	44,642
0409000055	HONEY, NATURAL, NESOI	KG	14,363	74,599
0410000000	EDIBLE PRODUCTS OF ANIMAL ORIGIN, NESOI	KG	1,502,161	3,146,066
	PRODUCTS OF ANIMAL ORIGIN, NOT ELSEWHERE SPECIFIED OR INCLUDED.....	TOTAL		46,740,791
0501000000	HUMAN HAIR, UNWORKED AND WASTE OF HUMAN HAIR	KG	3,872	46,074
0504000040	GUT/BLADDER/STOMACH ANMLS NESOI FOR SAUSAGE CASING	KG	152,185	392,055
0504000050	GUTS, BLDRS & STMCHS OF ANMLS, FRZN BEEF TRIPE	KG	836,776	1,107,524
0504000070	GUTS, BLDRS & STMCHS OF ANMLS, FRZN BEEF INTESTINS	KG	80,507	260,000
0504000080	GUTS, BLDRS & STMCHS OF ANMLS, FRZN PORK INTESTINS	KG	16,376,400	25,492,667
0504000090	GUTS, BLDRS & STMCHS OF ANMLS, OTHER	KG	73,028	200,000
0505100000	DOWN FOR STUFFING CLEANED/DISINFECT TREAT FOR PRES	KG	18	3,900
0505905040	BIRD SKIN/PART WTH FEATHER/DOWN; FEATHER PWDR/WSTE	KG	28,521	62,720
0506100000	OSSEIN AND BONES TREATED WITH ACID	KG	544	5,664
0508000000	CORAL, SHELL OF MOLLUSCS ETC UNWORKED POWDER/WASTE	KG	3,495	11,278
0509000000	NATURAL SPONGES OF ANIMAL ORIGIN	KG	8,554	25,333
0510004010	PANCREAS GLANDS	KG	56	4,130
0510004040	CANTHARIDES, GLANDS USED FOR PHARMACEUTICAL PRDCTS	KG	17,748	41,280
0510005000	AMBERGRIS/CASTOREUM/CIVET/MUSK NESOI BILE W/N DRID	KG	1,256,600	18,083,467
0511100000	BOVINE SEMEN	DS	95,537	749,719
0511994024	DAIRY CATTLE EMBRYOS	NO	37	34,270
0511994028	CATTLE EMBRYOS, EXCEPT DAIRY CATTLE	NO	229	140,892
0511994040	ANIMAL SEMEN, NESOI	DS	611	75,963
0511995050	ANIMAL PRODUCTS NESOI, DEAD ANIMALS CH 1, INEDIBLE	KG	97	3,855
	VEGETABLES PRODUCTS.....	TOTAL		342,291,730
	LIVE TREES AND OTHER PLANTS; BULBS, ROOTS AND THE LIKE; CUT FLOWERS AND ORNAMENTAL FOLIAGE.....	TOTAL		2,437,094
0601100000	BULBS, TUBERS, CORMS, CROWNS & RHIZOMS ETC DORMANT	NO	2,464	12,472
0601200000	BULBS, ETC IN GROWTH OR FLOWER; CHICORY	NO	2,165	16,217
0602100000	UNROOTED CUTTINGS AND SLIPS OF PLANTS, NESOI	NO	26,027	72,857

TABLE - 1 SHIPMENTS OF MERCHANDISE FROM THE UNITED STATES TO PUERTO RICO, BY COMMODITY:
FISCAL YEAR 2003

COMM CODE	DESCRIPTION	UNIT	QUANTITY	VALUE - $
0602200000	TREES, SHRUBS, BUSHES WHICH BEAR EDIBLE FRUIT/NUTS	NO	11,941	231,043
0602400000	ROSES, GRAFTED OR NOT	NO	18,800	140,042
0602902000	ORCHID PLANTS, LIVE	KG	1,271	40,787
0602904000	HERBACEOUS PERENNIALS WTHOUT SOIL ATTACHED NESOI	KG	2,226	26,765
0602906010	TREES AND SHRUBS WITH SOIL ATTACHED TO ROOTS	NO	2,598	35,077
0602906020	POINSETTIAS, LIVE, WITH SOIL ATTACHED TO ROOTS	NO	12,478	19,300
0602906090	PLANTS, LIVE, WITH SOIL ATTACHED TO ROOTS, NESOI	NO	78,819	364,799
0602909010	TREES AND SHRUBS LIVE WITHOUT SOIL ATTACHED, NESOI	NO	18,661	250,739
0602909090	PLANTS, LIVE, WITHOUT SOIL ATTACHED TO ROOTS NESOI	NO	8,984	139,280
0603100000	CUT FLOWERS AND FLOWER BUDS, FRESH	X		894,161
0603900000	CUT FLOWERS/BUDS DRIED, DYED OR OTHERWISE PREPARED	X		13,752
0604100000	MOSSES, LICHENS FRESH DRIED ETC OTHERWISE PREPARED	X		12,516
0604910000	FOLIAGE, BRANCHES ETC, FRESH	X		134,281
0604990000	FOLIAGES, BRANCHES ETC DRID/DYED/BLACHD/IMPREG ETC	X		33,006
	EDIBLE VEGETABLES AND CERTAIN ROOTS AND TUBERS.....	TOTAL	145,068,201	159,998,979
0701100000	POTATOES, SEED, FRESH OR CHILLED	KG	150,591	116,745
0701900000	POTATOES, EXCEPT SEED, FRESH OR CHILLED, NESOI	KG	14,656,474	9,242,922
0702000010	CHERRY TOMATOES, FRESH OR CHILLED	KG	1,626,793	1,597,458
0702000030	ROMA (PLUM TYPE) TOMATOES, FRESH OR CHILLED	KG	52,774	81,283
0702000050	TOMATOES, FRESH OR CHILLED, NESOI	KG	11,873,170	13,845,529
0703102000	ONION SETS, FRESH OR CHILLED	KG	5,668,353	3,841,238
0703105000	ONIONS AND SHALLOTS, NESOI, FRESH OR CHILLED	KG	594,168	583,077
0703200000	GARLIC, FRESH OR CHILLED	KG	743,451	1,309,290
0704100000	CAULIFLOWER AND HEADED BROCCOLI, FRESH OR CHILLED	KG	907	4,800
0704902000	CABBAGE, FRESH OR CHILLED	KG	1,647,769	952,732
0704904020	BROCCOLI INCLUDING SPROUTING BROCCOLI, FRSH/CHILLD	KG	26,885	40,000
0705110000	HEAD LETTUCE (CABBAGE LETTUCE), FRESH OR CHILLED	KG	5,484,483	5,324,222
0705190000	LETTUCE, EXCEPT HEAD LETTUCE, FRESH OR CHILLED	KG	1,901,957	1,648,397
0706103000	CARROTS, FRESH OR CHILLED	KG	156,643	118,706
0706900000	SALAD BEETS, RADISHES, ETC NESOI, FRESH OR CHILLED	KG	173,981	177,445
0708200000	BEANS (VIGNA SPP., PHASEOLUS SPP.) FRESH OR CHILLD	KG	554,572	385,030
0708900000	LEGUMINOUS VEGETABLES, NESOI, FRESH OR CHILLED	KG	399,951	454,012
0709200000	ASPARAGUS, FRESH OR CHILLED	KG	43,047	243,475
0709300000	EGGPLANTS (AUBERGINES), FRESH OR CHILLED	KG	208,864	287,365
0709600000	FRUITS OF GENUS CAPSICUM OR PIMENTA, FRESH/CHILLED	KG	3,362,205	4,186,575
0709904500	SWEET CORN, FRESH OR CHILLED	KG	13,455,523	7,870,152
0709905000	VEGETABLES, NESOI, FRESH OR CHILLED	KG	35,623,718	41,711,491
0710100000	POTATOES UNCOOKD/COOKED BY BOILING IN WATER, FROZN	KG	197,486	281,896
0710290000	LEGUMINOUS VEG RAW/COOKED BY BOILING, FROZEN NESOI	KG	7,490,509	17,190,729
0710400000	SWEET CORN RAW/COOKED BY STEAM/BOILING IN WATER FZ	KG	345,969	381,409
0710800050	VEGETABLES, NESOI RAW/COOKED BY BOILING, FROZEN	KG	193,476	235,638
0710900000	VEGETABLES MIXTURES, RAW/COOKED BY BOILING, FROZEN	KG	21,086,433	35,707,250
0711300000	CAPERS, PROVISIONALLY PRESERVED, INEDIBLE	KG	31,846	49,706
0711400000	CUCUMBERS/GHERKINS PROVISIONALLY PRES, INEDIBLE	KG	3,971	7,277
0711590000	MUSHROOM & TRUFFLES, NESOI, PRESERVED, INEDIBLE	KG	2,809	6,149
0711905000	ONIONS, PROVISIONALLY PRESERVED, INEDIBLE	KG	35,774	45,000
0711905500	VEG NESOI, VEG MIX, PROVISIONALLY PRES, INEDIBLE	KG	25,950	33,176
0712202000	ONION POWDER OR FLOUR	KG	68,470	135,894
0712204000	ONIONS, DRIED, EXCEPT POWDER OR FLOUR	KG	4,536	10,800
0712320000	WOOD EARS (AURICULARIA SPP.), DRIED,WHOLE,CUT,ETC	KG	2,036	5,129
0712390000	MUSHROOMS & TRUFFLES, NESOI, DRIID, WHOLE, SLICED	KG	54	5,200
0712903000	POTATOES WHETHER OR NOT CUT OR SLICED, DRIED	KG	279,874	183,620
0712904020	GARLIC POWDER OR FLOUR	KG	6,104	25,962
0712904040	GARLIC, DRIED, EXCEPT POWDER OR FLOUR	KG	116,176	286,718
0712908550	SWEET CORN SEEDS OF A KIND USED FOR SOWING, DRIED	KG	2,969	5,000
0712909002	VEGETABLES NESOI & MIXTURES OF VEGETABLES DRIED ET	KG	90,115	180,334
0713104020	GREEN PEAS, EXCEPT SEED, DRIED, SHELLED	KG	329,031	98,514
0713202000	CHICKPEAS (GARBANZOS), EXCEPT SEED, DRIED, SHELLED	KG	228,429	93,264
0713316000	BEANS EX SEED VIGNA MUNGO HEPPER, DRIED, SHELLED	KG	2,723,489	1,572,501
0713321000	SMALL RED (ADZUKI) BEANS, SEEDS FOR SOWING, DRIED	KG	20,008	9,720
0713322000	SMALL RED (ADZUKI) BEANS, EXCEPT SEED DRD, SHELLED	KG	502,832	319,377
0713331040	KIDNEY BEANS, SEED OF A KIND USED FOR SOWING NESOI	KG	60,864	80,000
0713333000	NAVY OR PEA BEANS, EXCEPT SEED, DRIED, SHELLED	KG	244,482	119,299
0713335020	DARK RED KIDNEY BEANS, (EX SEED), DRIED, SHELLED	KG	99,198	61,720
0713335040	LIGHT RED KIDNEY BEANS, (EX SEED), DRIED, SHELLED	KG	3,489,890	2,418,022

TABLE - 1 SHIPMENTS OF MERCHANDISE FROM THE UNITED STATES TO PUERTO RICO, BY COMMODITY:
FISCAL YEAR 2003

COMM CODE	DESCRIPTION	UNIT	QUANTITY	VALUE - $
0713335050	DRIED PINK BEANS, NOT USED FOR SOWING	KG	1,030,952	755,755
0713335070	KIDNEY BEANS INC WHITE PEA, NESOI, EX SEED DR/SHLD	KG	136,336	68,168
0713391500	COWPEAS, EXCEPT SEED, DRIED, SHELLED	KG	15,876	5,875
0713395010	BLACK BEANS, EXCEPT SEED, DRIED, SHELLED	KG	691,579	434,964
0713395020	GREAT NORTHERN BEANS, EXCEPT SEED, DRIED, SHELLED	KG	20,512	9,450
0713395030	BABY LIMA BEANS, EXCEPT SEED, DRIED, SHELLED	KG	9,921	5,875
0713395040	LIMA BEANS, NESOI, EXCEPT SEED, DRIED, SHELLED	KG	111,066	92,894
0713395050	PINTO BEANS, EXCEPT SEED, DRIED, SHELLED	KG	1,345,291	882,414
0713395060	WHITE BEANS, NESOI, EXCEPT SEED, DRIED, SHELLED	KG	817,454	461,657
0713395070	CRANBERRY BEANS, EXCEPT SEED, DRIED, SHELLED	KG	65,846	43,178
0713395090	BEANS, NESOI, EXCEPT SEED, DRIED, SHELLED	KG	4,213,915	3,313,230
0713401000	LENTILS, SEEDS OF A KIND USED FOR SOWING, DRIED	KG	287,451	161,473
0713402000	LENTILS EXCEPT SEED, DRIED, SHELLED	KG	46,022	15,980
0714202000	SWEET POTATOES, FRESH OR DRIED, WHETHER/NT PELLETS	KG	101,615	95,248
0714905560	ROOTS & TUBERS NESO, FRESH OR DRIED; SAGO PITCH	KG	85,306	81,570
	EDIBLE FRUITS AND NUTS; PEEL OF CITRUS FRUITS OR MELONS.....	TOTAL	21,924,636	28,597,502
0801110000	COCONUTS, DESSICATED	KG	25,177	44,014
0802110000	ALMONDS, FRESH OR DRIED, IN SHELL	KG	7,300	32,871
0802210000	HAZELNUTS OR FILBERTS, FRESH OR DRIED, IN SHELL	KG	132,507	269,807
0802310000	WALNUTS, FRESH OR DRIED, IN SHELL	KG	78,381	191,455
0802320000	WALNUTS, FRESH OR DRIED, SHELLED	KG	10,960	30,909
0802502000	PISTACHIOS, FRESH OR DRIED, IN SHELL	KG	5,718	44,409
0802901000	PECANS, FRESH OR DRIED, IN SHELL	KG	554	4,216
0802909100	NUTS, NESOI, FRESH OR DRIED, IN SHELL	KG	137,192	463,626
0804300000	PINEAPPLES, FRESH OR DRIED	KG	51,602	68,689
0804400000	AVOCADOS, FRESH OR DRIED	KG	586,227	775,566
0804500000	GUAVAS, MANGOES AND MANGOSTEENS, FRESH OR DRIED	KG	4,357	9,098
0805100020	ORANGES, TEMPLE, FRESH OR DRIED	KG	38,642	38,016
0805100040	ORANGES, NESOI, FRESH OR DRIED	KG	551,892	838,943
0805200020	TANGERINES, FRESH OR DRIED	KG	1,433,983	1,418,380
0805200040	MANDARINES & SIMILAR CITRUS HYBRIDS NESOI, FRSH/DR	KG	50,065	42,322
0805400000	GRAPEFRUIT, FRESH OR DRIED	KG	22,937	19,973
0805502000	LEMONS (CITRUS LIMON, CITRUS LIMONUM) FRESH/DRIED	KG	38,445	33,696
0805505050	LIMES (CITRUS AURANTIFOLIA/ LATIFOLIA) FRESH/DRIED	KG	56,922	91,990
0805900002	CITRUS FRUITS, NESOI, FRESH OR DRIED	KG	420,277	378,456
0805900100	CITRUS FRUITS, NESOI, FRESH OR DRIED	KG	340,269	291,693
0806100000	GRAPES, FRESH	KG	2,203,108	3,999,146
0806200000	GRAPES, DRIED (INCLUDING RAISINS)	KG	122,468	297,754
0807110000	WATERMELONS, FRESH	KG	331,232	250,303
0807191500	CANTALOUPES, FRESH	KG	270,075	214,860
0807199000	MELONS, NESOI, FRESH	KG	104,660	58,486
0808100000	APPLES, FRESH	KG	7,605,711	8,287,361
0808200000	PEARS AND QUINCES, FRESH	KG	1,487,947	1,352,550
0809200020	CHERRIES, SWEET VARIETIES, FRESH	KG	3,427	10,200
0809300000	PEACHES, INCLUDING NECTARINES, FRESH	KG	164,213	203,212
0809400000	PLUMS, PRUNE PLUMS AND SLOES, FRESH	KG	490,963	591,119
0810100000	STRAWBERRIES, FRESH	KG	445,787	1,292,374
0810400028	BLUEBERRIES, CULTIVATED, FRESH	KG	3,464	17,700
0810400050	CRANBERRIES/OTH FRUITS GENUS VACCINIUM NESOI FRESH	KG	44,441	50,900
0810905500	FRUITS, FRESH, NESOI	KG	3,625,466	4,491,982
0811100000	STRAWBERRIES, UNCOOKED/COOKED BY WATER, FROZEN	KG	78,873	145,124
0811909000	FRUIT & NUTS UNCOOKED/COOKED BY WATER W/N SW NESOI	KG	171,583	376,937
0812100000	CHERRIES, PROVISIONALLY PRESERVED, INEDIBLE	KG	21,357	26,555
0812908800	FRUIT & NUTS PROVISIONALLY PRESERVD INEDIBLE NESOI	KG	20,985	22,100
0813408500	FRUIT, DRIED, NESOI, EX THAT OF HEADING 0801-0806	KG	10,819	12,500
0813500020	MIXTURES CONTAINING ONLY DRIED FRUITS OF CHAPTER 8	KG	651,043	1,639,456
0813500040	MIXTURES CONTAINING ONLY NUTS OF CHAPTER 8	KG	60,014	146,754
0814000000	PEEL, CITRUS OR MELON, FRSH/FRZN/DRIED/PROVSL PRES	KG	13,593	22,000
	COFFEE, TEA, MATE AND SPICES.....	TOTAL	927,319	4,235,151
0901110000	COFFEE, NOT ROASTED, NOT DECAFFEINATED	KG	26,052	64,447
0901120000	COFFEE, NOT ROASTED, DECAFFEINATED	KG	17,617	26,208
0901210000	COFFEE, ROASTED, NOT DECAFFEINATED	KG	7,330	59,332
0901220000	COFFEE, ROASTED, DECAFFEINATED	KG	4,985	34,598

TABLE - 1 SHIPMENTS OF MERCHANDISE FROM THE UNITED STATES TO PUERTO RICO, BY COMMODITY:
FISCAL YEAR 2003

COMM CODE	DESCRIPTION	UNIT	QUANTITY	VALUE - $
0902300000	BLACK TEA FERMTD & PARTLY FERMTD TEA,PACKG NOV 3KG	KG	931	3,583
0902400000	BLACK TEA FERMDT & OTHER PARTLY FERMENTD TEA NESOI	KG	55,574	74,700
0903000000	MATE	KG	3,536	21,702
0904110000	PEPPER OF GENUS PIPER, NEITHER CRUSHED NOR GROUND	KG	132,958	213,546
0904120000	PEPPER OF THE GENUS PIPER, CRUSHED OR GROUND	KG	232,772	308,215
0904200000	FRUITS OF GENUS CAPSICUM OR PIMENTA, DRD/CRSH/GRND	KG	72,108	131,869
0905000000	VANILLA BEANS	KG	11,815	2,091,970
0906100000	CINNAMON & CINNAMON-TREE FLOWERS, NT CRUSHD/GROUND	KG	117,709	330,757
0906200000	CINNAMON & CINNAMON-TREE FLOWERS, CRUSHD OR GROUND	KG	232	6,088
0908100000	NUTMEG	KG	75	4,234
0909200000	SEEDS OF CORIANDER	KG	205	3,566
0909300000	SEEDS OF CUMIN	KG	7,397	21,865
0910300000	TUMERIC (CURCUMA)	KG	11,340	9,875
0910400000	THYME; BAY LEAVES	KG	167	5,140
0910910000	MIXTURES OF SPICES REFERRED TO IN NOTE 1(B) CHAP 9	KG	21,290	126,708
0910990000	SPICES, NESOI	KG	203,226	696,748
	CEREALS.....	TOTAL		90,427,730
1001100010	DURUM WHEAT SEED FOR SOWING	KG	85,668	40,530
1001902055	WHEAT AND MESLIN, EXCEPT SEED, NESOI	T	90,472	14,238,676
1003004010	BARLEY SEED FOR SOWING	KG	2,650	3,037
1003004090	BARLEY, EXCEPT SEED, NESOI	T	25	2,704
1004000010	OATS SEED FOR SOWING	KG	5,568,502	923,160
1004000080	OATS, EXCEPT SEED	T	25	6,800
1005100010	CORN (MAIZE), SEED, YELLOW CORN	KG	96,502	239,633
1005100090	CORN (MAIZE), OTHER THAN YELLOW CORN, SEED, NESOI	KG	5,780	6,624
1005902020	YELLOW DENT CORN (MAIZE), U. S. NO. 1, EXCEPT SEED	T	4,053	440,726
1005902030	YELLOW DENT CORN (MAIZE), U. S. NO. 2 EXCEPT SEED	T	225,800	24,374,769
1005902035	YELLOW DENT CORN (MAIZE), U. S. NO. 3 EXCEPT SEED	T	38	5,397
1005902070	CORN (MAIZE) YELLOW DENT, NESOI, EXCEPT SEED	T	55,041	6,157,565
1005904040	POPCORN, UNPOPPED, EXCEPT SEED	KG	8,377,787	5,371,791
1005904060	CORN (MAIZE) EXCLUDING SWEET CORN NESOI EX SEED	T	5,545	610,380
1006100000	RICE IN THE HUSK (PADDY OR ROUGH)	KG	40,021,854	5,602,239
1006204020	RICE, LONG GRAIN, HUSKED (BROWN)	KG	743,041	290,436
1006204040	RICE, MEDIUM GRAIN, HUSKED (BROWN)	KG	1,031,731	382,442
1006204060	RICE, SHORT GRAIN, HUSKED (BROWN)	KG	32,249	13,271
1006204080	RICE, MIXTURES OF HUSKED (BROWN), ANY SIZE GRAIN	KG	19,562	13,068
1006301020	RICE, SEMI OR WHOLLY MILLED, PARBOILED, LONG GRAIN	KG	1,399,660	632,623
1006301040	RICE, SEMI/WHOLLY MILLED, PARBOILD NESOI INC MXTRS	KG	3,292,730	1,434,814
1006309010	RICE, SEMI/WHOLLY MILLED, NESOI, LONG GRAIN	KG	5,244,534	2,034,910
1006309020	RICE, SEMI/WHOLLY MILLED, NESOI, MEDIUM GRAIN	KG	52,431,571	12,865,459
1006309030	RICE, SEMI/WHOLLY MILLED, NESOI, SHORT GRAIN	KG	1,138,547	379,348
1006400000	RICE, BROKEN	KG	100,801	25,000
1007000020	GRAIN SORGHUM SEEDS OF A KIND USED FOR SOWING	KG	8,954	7,048
1008100000	BUCKWHEAT	KG	34,700	37,800
1008200000	MILLET	KG	2,040,000	1,488,579
1008300000	CANARY SEED	KG	759,891	702,025
1008900040	CEREALS, NESOI	KG	5,304,170	12,096,876
	PRODUCTS OF THE MILLING INDUSTRY; MALT; STARCHES; INULIN; WHEAT GLUTEN.....	TOTAL	61,664,802	26,007,364
1101000000	WHEAT OR MESLIN FLOUR	KG	25,031,289	7,463,715
1102100000	RYE FLOUR	KG	2,058,862	363,137
1102200000	CORN (MAIZE) FLOUR	KG	565,004	484,622
1102300000	RICE FLOUR	KG	18,117	15,000
1102900000	CEREAL FLOURS OTHER THAN OF WHEAT OR MESLIN, NESOI	KG	9,981,656	2,291,869
1103110020	GROATS AND MEAL OF WHEAT, SEMOLINA	KG	3,309,027	711,215
1103110040	GROATS AND MEAL OF WHEAT, NESOI	KG	114,538	20,913
1103130020	GROATS AND MEAL OF CORN (MAIZE), CORNMEAL	KG	305,419	241,003
1103200010	PELLETS OF WHEAT	KG	2,257,802	385,622
1104199000	GRAINS ROLLD/FLAKD OF CEREAL EX RICE OF 1006,NESOI	KG	614,933	796,441
1104220000	GRAINS WORKED (HULLD PEARLD SLICED KIBBLD) OF OATS	KG	50,997	15,735
1105100000	FLOUR, MEAL AND POWDER OF POTATOES	KG	674,379	574,556
1105200000	FLAKES OF POTATOES	KG	485,989	931,022
1106100000	FLOUR MEAL AND POWDER OF DRIED LEGUMINOUS VEG 0713	KG	744,268	1,803,752
1106200000	FLOUR MEAL & POWDER OF SAGO, ROOTS/TUBERS OF 0714	KG	42,823	32,134

TABLE - 1 SHIPMENTS OF MERCHANDISE FROM THE UNITED STATES TO PUERTO RICO, BY COMMODITY:
FISCAL YEAR 2003

COMM CODE	DESCRIPTION	UNIT	QUANTITY	VALUE - $
1106300000	FLOUR, MEAL & POWDER OF THE PRODUCTS OF CHAPTER 8	KG	159,075	163,000
1107100000	MALT, NOT ROASTED	KG	5,333,325	1,781,009
1107200000	MALT, ROASTED	KG	1,589,304	666,429
1108110000	STARCH, WHEAT	KG	233,689	77,189
1108120000	STARCH, CORN (MAIZE)	KG	4,826,890	3,791,318
1108130000	STARCH, POTATO	KG	8,027	12,300
1108190000	STARCHES, NESOI	KG	2,393,554	2,386,593
1109000000	WHEAT GLUTEN, WHETHER OR NOT DRIED	KG	865,835	998,790
	OIL SEEDS AND OLEAGINOUS FRUITS; MISCELLANEOUS GRAINS, SEEDS AND FRUITS; INDUSTRIAL OR MEDICINAL PLANTS; STRAW AND FODDER.....	TOTAL		25,196,459
1201000040	SOYBEANS, WHETHER OR NOT BROKEN, EX SEED FOR SOWNG	T	10,612	2,300,969
1202100000	PEANUTS (GROUND-NUTS) RAW, IN SHELL	KG	105,664	123,807
1202200040	PEANUTS (GROUND-NUTS) RAW SHELLED W/NT BRKN, NESOI	KG	52,843	60,000
1206000020	SUNFLOWER SEEDS WHETHER/NOT BROKEN, FOR OIL STOCK	KG	647,793	307,960
1206000035	SUNFLOWER SEEDS FOR SOWING, FOR OIL STOCK	KG	29,921	25,000
1206000061	SUNFLOWER SEEDS FOR HUMAN USE, IN SHELL, NESOI	KG	134,348	59,957
1206000069	SUNFLOWER SEEDS FOR HUMAN USE, SHELLED, NESOI	KG	19,288	69,040
1206000090	SUNFLOWER SEEDS NOT FOR HUMAN USE, NESOI	KG	322,322	177,177
1207200010	COTTON SEEDS FOR SOWING	KG	61,126	21,394
1207200090	COTTON SEEDS, EXCEPT FOR SOWING	KG	5,452,992	1,419,337
1207400000	SESAME SEEDS, WHETHER OR NOT BROKEN	KG	60,444	54,201
1207990190	OIL SEEDS & OLEAGINOUS FRUITS W/NT BROKEN, NESOI	KG	6,330	4,549
1207990191	OIL SEEDS & OLEAGINOUS FRUITS W/NT BROKEN, NESOI	KG	13,726	10,658
1208100000	FLOURS AND MEALS OF SOYBEANS	KG	48,250,426	10,266,785
1208900000	FLOUR & MEAL OIL SEED/OLEAGINOUS FRT EX MSTD NESOI	KG	20,707	15,982
1209100000	SUGAR BEET SEED OF A KIND USED FOR SOWING	KG	27,753	43,697
1209224049	CLOVER (TRIFOLIUM SPP.) SEED FOR SOWING, RED,NESOI	KG	2,417	3,889
1209240000	KENTUCKY BLUE GRASS (POA PRATENSIS L.) SOWING SEED	KG	161	2,630
1209260000	TIMOTHY GRASS SEED FOR SOWING	KG	97,036	79,150
1209299025	BERMUDA GRASS SEED, HUSKED, USED FOR SOWING	KG	5,032	17,492
1209299075	GRASS SEEDS OF A KIND FOR SOWING, NESOI	KG	24,651	40,425
1209300080	SEEDS HERB PLANTS PRNCPLY FLOWERS,FOR SOWNG,NESOI	KG	13,049	24,660
1209911000	CAULIFLOWER SEED OF A KIND USED FOR SOWING	KG	39	3,500
1209914000	ONION SEEDS FOR SOWING	KG	468	54,150
1209916010	SWEET PEPPER SEEDS FOR SOWING	KG	33,898	75,547
1209916090	PEPPER SEEDS FOR SOWING, NESOI	KG	65,598	71,462
1209918040	CUCUMBER SEEDS FOR SOWING	KG	433	8,739
1209918055	PUMPKIN SEED OF A KIND USED FOR SOWING	KG	2,331	11,300
1209918070	TOMATO SEEDS FOR SOWING	KG	2,224	31,860
1209918090	VEGETABLE SEEDS OF A KIND USED FOR SOWING, NESOI	KG	7,460	46,863
1209992000	TREE AND SHRUB SEEDS, FRUITS & SPORES FOR SOWING	KG	4,896	75,000
1209994040	WATERMELON SEEDS, FRUIT AND SPORES USED FOR SOWING	KG	24,807	281,829
1210100000	HOP CONES FRSH/DRIED, NOT GROUND POWDRD OR PELLETS	KG	7,794	88,724
1210200020	HOP CONE PELLETS, FRESH OR DRIED	KG	3,161	22,452
1210200040	HOP CONES GROUND OR POWDERED, FRESH/DRIED; LUPULIN	KG	100	5,280
1211100000	LICORICE ROOTS FRESH/DRIED W/NT CUT CRUSHED/POWDRD	KG	5,286	19,028
1211909025	SUBSTNCES PRNCPLY USED AS/IN MEDICAMNT NESOI FR/DR	KG	321	12,651
1211909080	HERBAL TEAS & INFUSIONS (SINGLE SPECIES, UNMIXED)	KG	1,137,437	4,534,954
1211909095	PLANTS & PARTS, NESOI, FRSH/DRIED USED PERFUMY ETC	KG	24,244	165,537
1212100000	LOCUST BEANS/SEEDS FRSH/DRD FRZN CHLLD W/NT GRND	KG	10,057	41,405
1212200000	SEAWEEDS & ALGAE FRSH/DRD CHLLD FRZN W/NOT GROUND	KG	26,520	4,900
1212910000	SUGAR BEET, FRSH/DRD/FRZN CHD WHETHER/NOT GROUND	T	27,631	2,063,704
1212991000	SUGAR CANE, FRSH/DRD/FRZ/CHD WHETHER OR NOT GROUND	T	4,701	1,920,882
1214100010	ALFALFA (LUCERNE) CUBES, DEHYDRATED	T	35	6,906
1214100060	ALFALFA (LUCERNE) MEAL AND PELLETS, NESOI	T	45	12,662
1214900010	ALFALFA HAY,NESOI,WHETHER OR NOT DOUBLE COMPRESSED	T	2,382	388,365
1214900015	HAY, NESOI, WHETHER OR NOT IN THE FORM OF PELLETS	T	1,254	120,000
	LAC; GUMS, RESINS AND OTHER VEGETABLE SAPS AND EXTRACT.....	TOTAL	1,831,634	5,212,863
1301100000	LAC/SHELLAC/STICK LAC/SEED LAC/BUTTON LAC/OTHR LAC	KG	955,548	1,748,169
1301200000	GUM ARABIC	KG	118,100	280,317
1301900000	NATURAL GUMS, GUM RESINS, RESINS AND BALSAMS NESOI	KG	48,306	121,788

TABLE - 1 SHIPMENTS OF MERCHANDISE FROM THE UNITED STATES TO PUERTO RICO, BY COMMODITY:
FISCAL YEAR 2003

COMM CODE	DESCRIPTION	UNIT	QUANTITY	VALUE - $
1302120000	VEGETABLE SAPS AND EXTRACTS OF LICORICE	KG	8,022	12,229
1302140000	VEGTBL SAP & EXTRACT OF PYRETHRUM/RTS CNT ROTENONE	KG	1,237	2,816
1302190000	VEGETABLE SAPS AND EXTRACTS, NESOI	KG	685,822	2,994,367
1302200000	PECTIC SUBSTANCES, PECTINATES AND PECTATES	KG	8,906	32,341
1302320000	MUCILAGES/THICKNRS FRM LOCUST BEAN/SEED, GUAR SEED	KG	5,693	20,836
	VEGETABLE PLAITING MATERIALS; VEGETABLE PRODUCTS NOT ELSEWHERE SPECIFIED OR INCLUDED.....	TOTAL		178,588
1401200000	RATTANS USED PRIMARILY FOR PLAITING	X		6,010
1402009900	VEGETABLE MATERIALS FOR STUFFING OR PADDING, NESOI	KG	1,270	6,921
1404200000	COTTON LINTERS	KG	28,794	42,561
1404900000	VEGETABLE PRODUCTS NEOSI	KG	78,856	123,096
	ANIMAL OR VEGETABLE FATS AND OILS AND THEIR CLEAVAGE PRODUCTS; PREPARED EDIBLE FATS;ANIMAL OR VEGETABLE WAXES.....	TOTAL	88,946,201	67,465,807
	ANIMAL OR VEGETABLE FATS AND OILS AND THEIR CLEAVAGE PRODUCTS; PREPARED EDIBLE FATS; ANIMAL OR VEGETABLE WAXES.....	TOTAL	88,946,201	67,465,807
1501000020	LARD	KG	3,241,843	2,243,590
1501000040	CHOICE WHITE GREASE	KG	152,846	60,736
1501000080	OTHER PIG FAT AND POULTRY FAT, RENDERED, NESOI	KG	4,006,120	4,276,329
1502000020	TALLOW, EDIBLE	KG	106,848	42,399
1503000000	LARD STEARIN/LARD OIL/ETC NT EMULSIFIED OR PREPRD	KG	59,597	36,088
1504207000	FISH FAT & OILS EX LIVER, NESOI, NOT CHEM MODIFIED	KG	68,624	125,596
1505001000	WOOL GREASE, CRUDE	KG	11,901	31,436
1505009000	WOOL GREASE EX CRUDE & FATTY SUBSTNCS INCL LANOLIN	KG	15,806	26,672
1506000000	ANIMAL FAT & OIL & FRACTION NESOI NT CHEM MODIFIED	KG	20,801	35,916
1507100000	SOYBEAN OIL & FRACTIONS, CRUDE, WHETH/NOT DEGUMMED	KG	444,102	328,162
1507904020	SOYBEAN OIL, ONCE-REFINED NOT CHEMICALLY MODIFIED	KG	5,387,073	2,558,797
1507904050	SOYBEAN OIL, FULLY REFINED, NT CHEMICALLY MODIFIED	KG	7,409,575	4,596,651
1509102000	OLIVE OIL, VIRGIN, N/CHEM MODIFD, IN CONT <18 KG	KG	86,495	239,243
1509104000	OLIVE OIL,VIRGIN, N/CHEM MODIFD, IN CONT 18KG/OVER	KG	31,270	73,260
1509902000	OLIVE OIL, REFINED, N/CHEM MODIFD, IN CONT <18 KG	KG	50,143	201,322
1510000000	OLIVE-RESIDUE OIL & BLENDS (1509&1510) NT CHEM MOD	KG	43,210	47,672
1512190020	SUNFLOWER-SEED OIL, REFINED, NOT CHEMLY MODIFIED	KG	7,544	7,452
1512210000	COTTONSEED OIL CRUDE W/NT GOSSYPOL HAS BEEN REMOVD	KG	6,373,901	1,796,650
1513190000	COCONUT (COPRA) OIL, REFINED, NT CHEMCLLY MODIFIED	KG	61,811	38,665
1513210000	PALM KERNEL OR BABASSU OIL, CRUDE NT CHEM MODIFIED	KG	11,337	10,997
1514190000	RAPESEED/COLZA/MUSTARD OIL,LOW ERUCIC ACID,REFINED	KG	451,043	621,914
1515190000	LINSEED OIL, REFINED, NOT CHEMICALLY MODIFIED	KG	63,542	69,888
1515210000	CORN (MAIZE) OIL, CRUDE, NOT CHEMICALLY MODIFIED	KG	218,059	219,095
1515290020	CORN (MAIZE) OIL, ONCE-REFINED, NT CHEM MODIFIED	KG	12,365,936	9,149,646
1515290040	CORN (MAIZE) OIL, FULLY REFINED, NT CHEM MODIFIED	KG	7,572,158	5,808,894
1515300000	CASTOR OIL, WHETHER/NOT REFINED, NT CHEM MODIFIED	KG	42,776	41,485
1515500000	SEASAME OIL WHETHER/NOT REFINED NT CHEM MODIFIED	KG	16,190	8,560
1515908000	FIXED VEGETABLE FATS/OILS,NESOI, NOT CHEM MODIFIED	KG	889	3,600
1516100000	ANIMAL FATS AND OILS HYDROGENATED ETC NOT PREPARED	KG	319,284	198,240
1516200000	VEGETABLE FATS & OILS/FRACTIONS HYDROGENATED ETC	KG	8,950,234	7,057,211
1517100000	MARGARINE, EXCLUDING LIQUID MARGARINE	KG	7,833,376	7,364,849
1517903020	SALAD & COOKING OILS, EDBL ARTFL MXTRS (1501-1515)	KG	3,067,053	3,278,278
1517903040	BAKN/FRYN FATS WHOLLY VEGTLB OILS EDBL ARTFL MXTRS	KG	1,183,329	1,238,424
1517903060	BAKING OR FRYING FATS, EDIBLE ARTFL MXTRS, NESOI	KG	67,039	42,909
1517903080	ARTIFICAL MXTRS EDIBLE ANML/VEGE FATS & OILS NESOI	KG	316,994	398,396
1517904015	SALAD & COOKING OIL, PARTIALLY HYDROGENATED, NESOI	KG	17,074,167	13,116,599
1517904035	SOYBEAN OIL, WHOLLY HYDROGENATED, EDIBLE, NESOI	KG	450,500	291,651
1517904055	COTTONSEED OIL, WHOLLY HYDROGENATED, EDIBLE, NESOI	KG	8,713	5,820
1517904085	EDIBLE ANIMAL/VEGETBLE FATS & OILS NESOI (EX 1516)	KG	97,124	93,967
1518000000	ANML/VEG FATS & OILS CHEM MODIFIED; INEDBL MXT ETC	KG	13,780	36,938
1520000000	GLYCEROL (GLYCERINE) CRUDE; GLYCEROL WATER & LYES	KG	1,060,051	1,337,886
1521100000	VEGETABLE WAXES (OTHER THAN TRIGLYCERIDES)	KG	156,804	119,000
1521900000	BEESWAX AND OTHER INSECT WAXES AND SPERMACETI	KG	26,313	184,924

TABLE - 1 SHIPMENTS OF MERCHANDISE FROM THE UNITED STATES TO PUERTO RICO, BY COMMODITY:
FISCAL YEAR 2003

COMM CODE	DESCRIPTION	UNIT	QUANTITY	VALUE - $
	PREPARED FOODSTUFFS; BEVERAGES, SPIRITS AND VINEGAR; TOBACCO AND MANUFACTURED TOBACCO SUBSTITUTES.....	TOTAL		1,066,567,753
	PREPARATIONS OF MEAT, OF FISH, OR OF CRUSTACEANS, MOLLUSCS OR OTHER AQUATIC INVERTEBRATES.....	TOTAL	44,571,198	118,090,020
1601000010	SAUSAGES & SIMILAR PRDTS, OF POULTY, OF CHICKEN	KG	4,109,469	8,720,773
1601000020	SAUSAGES & SIMILAR PRDTS, OF OTHER POULTY	KG	119,566	273,000
1601000090	SAUSAGES & SIMILAR PRDTS, OTHER THAN POULTRY, OTHR	KG	19,051,769	40,032,706
1602100000	HOMOGENIZED PREPS OF MEAT, MEAT OFFAL OR BLOOD	KG	36,103	74,779
1602310020	PREPARED MEALS OF TURKEY	KG	118,139	199,748
1602310030	OTH PRPRD/PRSRVD TURKEY MEAT, PASTE OF TURKEY, MST	KG	19,153	25,000
1602310090	OTH PRPRD/PRSRVD TURKEY MEAT, OTHER	KG	1,109,248	2,407,651
1602320020	PREPARED MEALS OF CHICKEN OF HEADING 0105	KG	632,374	2,715,618
1602320035	OTHR PRPD/PRSVD CHKN MEAT, PSTE OF CHKN, MSC	KG	1,180,559	2,532,461
1602320050	OTHR PRPD/PRSVD CHKN MEAT, PRFMD PATIES & SMLR PRD	KG	3,761,971	12,059,644
1602320090	OTHER PREPARED/PRESERVED CHICKEN MEAT, OTHER	KG	5,165,915	17,059,359
1602390025	PREP MEALS, POULTRY OF HEADING 0105 EX TURKY/CHICK	KG	798,556	1,643,465
1602390045	MEAT/OFFAL (EX LVR) POULTRY OF 0105 NESOI PRP/PRS	KG	1,756,842	3,489,625
1602411000	HAMS, CUTS CONTAINING CEREAL OR VEG, PREP OR PRES	KG	585,806	3,690,499
1602412000	HAMS AND CUTS OF SWINE, BONED/COOKED AIRTIGHT CNTR	KG	93,446	291,735
1602419000	HAMS AND CUTS THEREOF NESOI, PREPARED OR PRESERVED	KG	953,615	2,146,726
1602424000	SHOULDERS AND CUTS THEREOF NESOI, PREPARED, PRESVD	KG	21,895	81,255
1602492000	SWINE MEAT NESOI BONED/COOKED CND NO CEREAL OR VEG	KG	64,023	190,687
1602494000	SWINE MEAT NESOI, NO CEREAL OR VEGS, PREP OR PRES	KG	43,024	65,638
1602497000	SWINE MEAT PREP OR PRES INCL MXTRS, NESOI	KG	1,051,194	2,231,456
1602509020	PREP MEALS OF MEAT OF BOVINE ANMLS WITH CEREAL/VEG	KG	106,561	328,542
1602509500	MEAT OR MEAT OFFAL OF BOVINE ANMLS NESOI PREP/PRES	KG	778,187	2,150,985
1602900000	ANML MEAT NESOI BLOOD PREPS OF ANY ANML, PREP/PRES	KG	253,621	500,689
1603009010	EXTRACTS AND JUICES OF MEAT	KG	1,147,291	8,069,389
1603009500	EXTRACT/JUICES OF FISH, CRUSTACEANS, MOLLUSCS ETC	KG	151,074	896,563
1604114010	CHUM (DOG) SALMON, NOT IN OIL, CANNED	KG	19,596	80,285
1604114020	PINK (HUMPIE) SALMON, NOT IN OIL, CANNED	KG	367,668	1,080,760
1604114040	SALMON, NESOI, NOT IN OIL, CANNED	KG	35,853	101,000
1604120000	HERRINGS WHOLE, PIECES, NT MINCED PREP OR PRES	KG	422	7,249
1604140000	TUNAS/SKIPJACK/ATLANTIC BONITO NT MINCED PREP/PRES	KG	119,487	287,711
1604195500	FISH STICKS, FILLETS ETC, BREADED/COATED ETC	KG	136,917	373,227
1604197000	FISH WHOLE/PIECES, NOT MINCED, PREP OR PRES, NESOI	KG	55,634	100,000
1604200500	PRODUCTS, MEAT CRUSTACEAN/MOLLUSCS ETC, PREP MEALS	KG	48,765	200,367
1604201300	FISH PASTES; BALLS, CAKES AND PUDDINGS	KG	659	3,000
1604206000	FISH, PREPARED OR PRESERVED, NESOI	KG	268,537	859,634
1604300000	CAVIAR AND CAVIAR SUBSTITUTES	KG	6,125	48,686
1605102040	CRABMEAT, PREPARED, NESOI, IN AIRTIGHT CONTAINERS	KG	20,710	69,152
1605201010	SHRIMPS AND PRAWNS, FROZEN, IN AIRTIGHT CONTAINERS	KG	62,023	277,741
1605201025	SHRIMPS AND PRAWNS, PREPARED, FROZEN, NESOI	KG	224,159	2,166,151
1605201040	SHRIMPS AND PRAWNS, CANNED	KG	33,349	247,631
1605201050	SHRIMPS AND PRAWNS, PREPARED OR PRESERVED, NESOI	KG	17,581	110,025
1605301040	LOBSTER, PREPARED OR PRESERVED, NESOI	KG	5,056	39,000
1605900500	MOLLUSCS ETC PRODUCTS WITH FISH MEAT; PREP MEALS	KG	38,855	150,408
1605906020	ABALONE (HALIOTIS SPP.), PREPARED OR PRESERVED	KG	401	10,000
	SUGARS AND SUGAR CONFECTIONARY.....	TOTAL		67,731,017
1701110000	CANE SUGAR, RAW, SOLID FORM, W/O ADDED FLAV/COLOR	KG	16,846,237	5,685,979
1701120000	BEET SUGAR, RAW, SOLID FORM, W/O ADDED FLAV/COLOR	KG	3,090,998	1,034,552
1701911020	CANE/BEET SUG REF SOLID FLV/CLR, BEV BASE, RETAIL	KG	3,598,998	2,763,325
1701911040	CANE/BEET SUG REF SOLID FLV/CLR BEV BASE NT RETAIL	KG	882,637	840,955
1701913020	CANE/BT SUG REF SOLID, FLV/CLR EXC BEV BASE RETAIL	KG	2,807,999	1,962,620
1701913040	CANE/BEET SUG REF SOLID FLV/CLR NOT RETAIL NESOI	KG	1,453,184	964,491
1701992020	CANE/BEET SUG REF/IMP SUG DRAWBK NO FLV/CLR RETAIL	KG	1,838,990	1,160,130
1701992040	CANE/BEET SUG REF/IMP SUG DRAWBK NO FLV/CLR/RETAIL	KG	9,047,016	6,199,122
1701994000	CANE/BEET SUGAR, SOLID, REFINED, NO FLV/CLR, NESOI	KG	1,189,476	717,918
1702110000	LACTOSE & LACTOSE SYRUP CONT 99% MORE LACTSE BY WT	KG	581,337	951,179
1702190000	LACTOSE IN SOLID FORM AND LACTOSE SYRUP, NESOI	KG	18,912,259	7,471,575
1702200000	MAPLE SUGAR AND MAPLE SYRUP	KG	865,434	226,741

TABLE - 1 SHIPMENTS OF MERCHANDISE FROM THE UNITED STATES TO PUERTO RICO, BY COMMODITY:
FISCAL YEAR 2003

COMM CODE	DESCRIPTION	UNIT	QUANTITY	VALUE - $
1702300020	GLUCOSE (DEXTROSE)	KG	2,425,810	1,845,041
1702300040	GLUCOSE SYRUP, LESS THAN 20% FRUCTOSE IN DRY STATE	KG	5,801,375	2,935,306
1702400000	GLUCOSE & GLUCOSE SYRUP CONTAINING 20-49% FRUCTOSE	KG	24,476,736	5,837,138
1702500000	CHEMICALLY PURE FRUCTOSE IN SOLID FORM	KG	151,841	312,993
1702600050	FRUCTOSE SYRUP, > 50% BY WEIGHT OF FRUCTOSE, NESOI	KG	7,861,719	3,145,226
1702600060	FRUCTOSE, IN SOLID FORM, NESOI CONT OV 50% FRUCTSE	KG	257,451	957,104
1702904500	SUGARS AND SYRUPS, NESOI, DERIV FR SGR CANE/BEETS	KG	1,795,672	718,165
1702905000	SUG/SYRUP NT FLAV/COLR NESOI; ARTFL HONEY; CARAML	KG	29,417,104	11,838,487
1703900000	MOLASSES FROM EXTRACTION/REFING SUGAR, NESOI	KTS	433,569	131,391
1704100000	CHEWING GUM, WHETHER OR NOT SUGAR COATED	KG	2,190,328	7,243,430
1704903000	CONFECTIONS/SWEETMEATS, READY FR CONSUMPTN, NO COC	KG	1,069,328	2,298,860
1704907000	SUGAR CONFECTIONERY, WITHOUT COCOA, NESOI	KG	278,843	489,289
	COCOA AND COCOA PREPARATIONS.....	TOTAL	8,538,730	19,527,323
1801000000	COCOA BEANS, WHOLE OR BROKEN, RAW OR ROASTED	KG	17,287	21,608
1804000000	COCOA BUTTER, FAT AND OIL	KG	21,433	22,131
1805000000	COCOA POWDER, NOT SWEETENED	KG	40,383	88,600
1806100000	COCOA POWDER CONT ADDED SUGAR OR OTHER SWEETENING	KG	1,704,522	2,397,194
1806206000	CONFECTIONERS COATINGS/PRODS 6.8% COCOA SOLID BULK	KG	40,023	57,060
1806209000	COCOA PREPARATIONS IN BULK FORM, NESOI	KG	1,814	5,760
1806310040	CHOC/COCOA PREP CONFECTNRY BLK/BAR NOTOV2KG FILLED	KG	405,883	794,838
1806310080	CHOC/COCOA PREP NONCNFCTNRY BLK/BAR NTOV2KG FILLED	KG	2,226	13,728
1806321000	CHOC/COCOA PREP CONFCTNRY BLK/BAR NTOV2KG NT FILLD	KG	3,607	23,542
1806323550	CHOC/COCOA PREP BAR ETC NTOV2KG EXC FILLD/CNFCTNRY	KG	20,291	23,611
1806900063	CONFECTIONERY, COCOA FOOD PREPS, NESOI, FOR RETAIL	KG	6,153,130	15,707,254
1806900073	COCOA PREPS EXCEPT CONFECTIONERY NESOI, FOR RETAIL	KG	86,318	287,177
1806900083	CONFECTIONERY, COCOA FOOD PREPS, NESOI, NOT RETAIL	KG	20,069	38,391
1806900093	COCOA PREPS, NESOI, NOT FOR RETAIL, EX/CONFETIONEY	KG	21,744	46,429
	PREPARATIONS OF CEREALS, FLOUR, STARCH OR MILK; BAKERS WARES.....	TOTAL	67,715,336	112,480,086
1901100000	PREPARATIONS FOR INFANT USE, FOR RETAIL SALE	KG	1,223,022	3,258,179
1901200005	MIXES AND DOUGHS FOR COOKIES, WAFFLES AND WAFERS	KG	250,058	497,264
1901200015	MIXE & DOUGH FOR PASTRY/CAKE/GINGERBREAD/PUDDING	KG	2,341,658	3,832,407
1901200025	MIXES & DOUGHS, NESOI, CONTAIN < 40% COCOA POWDER	KG	847,400	1,207,756
1901901500	MALT EXTRACT	KG	1,924,644	831,949
1901902500	PUDDINGS READY TO EAT WITHOUT FURTHER PREPARATION	KG	170,884	324,270
1901903020	MALTED MILK	KG	103,962	276,921
1901903040	ARTICLES OF MILK OR CREAM NESOI	KG	1,996,564	5,103,631
1901909082	CORN-SOYA MILK BLENDS	KG	13,187,241	2,542,030
1901909085	WHEAT-FLOUR-SOYA BLENDS	KG	391,260	158,799
1901909500	FOOD PREPARATIONS FLOUR, STARCH, DAIRY ETC, NESOI	KG	3,356,489	10,205,335
1902112000	PASTA WITH EGG UNCOOKED NOT STUFFED OR OTHRWSE PRE	KG	509,174	678,821
1902114000	PASTA WITH EGG NESOI SAUCE NOT STUFFED/OTHRWS PREP	KG	184,251	133,744
1902192000	PASTA NO EGG UNCOOKED NOT STUFFED OR OTHRWISE PREP	KG	319,370	304,260
1902194000	PASTA NO EGG NESOI INCL SAUCE NT STUFF/OTHRWS PREP	KG	52,543	121,922
1902200020	PASTA, STUFFED, CANNED	KG	920,754	2,235,127
1902200040	PASTA STUFFED, FROZEN, WHETHER OTHERWISE PREPARED	KG	64,985	207,500
1902200060	PASTA STUFFED WHETHER COOKED/OTHERWISE PREP, NESOI	KG	19,486	21,660
1902300020	PASTA, CANNED, NESOI	KG	503,501	1,226,849
1902300040	PASTA, FROZEN, NESOI	KG	12,041	21,008
1902300060	PASTA, NESOI	KG	1,161,659	1,707,624
1902400000	COUSCOUS, WHETHER OR NOT PREPARED	KG	59,285	70,572
1903000000	TAPIOCA AND SUBSTITUTES FROM STARCH IN FLAKES, ETC	KG	32,815	40,005
1904100040	SWELLING/ROASTING CEREAL/CEREAL PRODUCT CONT SUGAR	KG	650,564	1,938,783
1904100080	SWELLING/ROASTING CEREAL/CEREAL PRODUCT, NO SUGAR	KG	70,468	187,435
1904200000	PREP FOOD FROM UNROASTED CEREAL FLAKES/MIXTURES	KG	537,167	1,071,852
1904900120	CEREALS(NOT CORN),NESOI, PRECOOK/OTHRWS PREP FROZN	KG	2,771,059	4,349,177
1904900140	CEREAL NT CORN GRAIN FORM PRECOOK/OTHWS PREP NESOI	KG	1,297,705	2,393,311
1905100000	CRISPBREAD	KG	29,883	149,484
1905200000	GINGERBREAD AND THE LIKE	KG	23,948	95,548
1905310000	COOKIES (SWEET BISCUITS)	KG	6,487,245	11,042,447
1905320000	WAFFLES AND WAFERS	KG	185,619	499,006
1905400000	RUSKS, TOASTED BREAD AND SIMILAR TOASTED PRODUCTS	KG	137,820	296,838
1905901041	PASTRY/CAKE ETC & PUDDING, W/NT CONT CHOC ETC FRZN	KG	4,186,750	10,151,068
1905901049	BREAD/BISCUIT ETC, W/NT CONTAIN CHOC ETC FROZEN	KG	4,565,588	8,244,844

TABLE - 1 SHIPMENTS OF MERCHANDISE FROM THE UNITED STATES TO PUERTO RICO, BY COMMODITY:
FISCAL YEAR 2003

COMM CODE	DESCRIPTION	UNIT	QUANTITY	VALUE - $
1905901050	PASTRY/CAKE/PUDDING WHETHER/NT CONT CHOC ETC NESOI	KG	2,345,439	4,361,747
1905901080	BREAD/BISCUITS/SIMILAR BAKED PRODUCTS, NESOI	KG	1,090,612	2,411,917
1905909030	CORN CHIPS AND SIMILAR CRISP SAVORY SNACK FOODS	KG	12,209,265	25,738,948
1905909060	PIZZA AND QUICHE	KG	1,074,193	2,979,006
1905909090	COMMUNION/SEALING WAFER RICE PPR EMPTY CAPSULE ETC	KG	418,965	1,561,042
	PREPARATIONS OF VEGETABLES, FRUIT, NUTS, OR OTHER PARTS OF PLANTS.....	TOTAL		129,652,084
2001100000	CUCUMBERS, GHERKINS, PREP/PRES VINEGAR/ACETIC ACID	KG	516,159	399,412
2001906500	VEGT/FRUIT/NUTS ETC NESOI PREP/PRES BY VINEGAR ETC	KG	991,550	1,919,059
2002100000	TOMATOES WHOLE/PIECES PREP/PRES EX VINEGAR ETC	KG	431,274	400,767
2002900060	TOMATO PASTE	KG	6,253,636	7,427,996
2002900080	TOMATOES NESOI PREP/PRES EX BY VINEGAR/ACETIC ACID	KG	195,967	223,979
2003100100	MUSHROOMS (AGARICUS), PREP/PRES EX BY VINEGAR	KG	22,955	59,026
2003900000	MUSHROOMS, NESOI, PREP/PRES EXCEPT BY VINEGAR	KG	18,519	40,416
2004108020	POTATOES, FRENCH FRIED, FROZEN	KG	3,604,320	2,682,191
2004108060	POTATOES (EX FRENCH FRIES) PREP/PRES NESOI, FROZEN	KG	233,918	322,656
2004908000	BEANS, PREPARED OR PRESERVED NESOI, FROZEN	KG	633,647	1,894,159
2004908540	SWEET CORN, PREPARED OR PRESERVED NESOI, FROZEN	KG	1,283,951	784,513
2004908580	VEGETABLES INCL MIXTURES NESOI PREP/PRES NESOI FRZ	KG	1,435,040	2,111,213
2005100000	VEGETABLES, HOMOGENIZED NOT FROZ (SUBHEADNG NTE 1)	KG	1,356,756	2,746,121
2005200020	POTATO CHIPS, PREPARED OR PRESERVED NESOI NOT FROZ	KG	1,065,289	1,997,299
2005200040	POTATO GRANULES, PREPRD OR PRESRVD NESOI, NOT FROZ	KG	496,729	584,449
2005200070	POTATOES NESOI, PREPRD OR PRESRVD NESOI, NOT FROZN	KG	463,695	409,767
2005400000	PEAS (PISUM SATIVUM) PREP/PRES NESOI, NOT FROZEN	KG	84,073	112,299
2005512040	COWPEAS, BLACK-EYE, SHELLD PREP/PRES NESOI NOT FRZ	KG	4,132	4,090
2005514020	BEANS (EX BLACK-EYE COWPEAS) SHELLED, DRIED CANNED	KG	438,475	137,658
2005514040	BEANS NESOI, SHELLED, PREP/PRES NESOI, NOT FROZEN	KG	461,426	434,405
2005590000	BEANS, NOT SHELLED, PREP/PRES NESOI, NOT FROZEN	KG	890,719	867,444
2005600000	ASPARAGUS, PREPARED OR PRESERVED NESOI, NOT FROZEN	KG	130,432	201,731
2005700000	OLIVES PREP/PRES EX VINEGAR/ACETIC ACID NOT FROZEN	KG	1,395	11,520
2005800000	SWEET CORN, PREPARED/PRESERVED NESOI, NOT FROZEN	KG	1,103,495	1,419,717
2005903000	SAUERKRAUT, PREPARED OR PRESERVED NESOI, NOT FROZN	KG	39,610	37,104
2005906550	PREPARED/PRESERVED VETETABLES, NOT FROZEN, NESOI	KG	4,749,024	4,507,072
2006005550	VGTBLS/FRUIT/NUTS/FRUIT-PEEL ETC, PRSRVD BY SUGAR	KG	51,633	51,291
2007100000	HOMOGENIZED PREPARATNS OF FRUIT (SUBHEADNG NOTE 2)	KG	6,000,129	7,111,100
2007911000	CITRUS FRUIT PASTES AND PUREES, COOKD W/N SWEETEND	KG	71,626	62,761
2007916000	CITRUS FRUIT JAMS/JELLIES/MARMALADES, COOKED PREPS	KG	569,271	892,843
2007998000	FRUIT/NUT PASTES & PUREES NESOI COOKED W/N SWEETND	KG	722,473	767,176
2007999000	JAMS/FRUIT JELLIES/MARMALADES NESOI, COOKED PREPS	KG	254,300	559,607
2008111000	PEANUT BUTTER	KG	32,043	57,639
2008119000	PEANUTS (GROUND-NUTS) PREPARED OR PRESERVED NESOI	KG	60,339	154,827
2008194000	ALMONDS, PREPARED OR PRESERVED NESOI	KG	47,227	203,146
2008198500	MIXTURES NUTS PEANUTS OR OTH SEEDS PREP/PRES NESOI	KG	16,116	47,140
2008199500	NUTS OR SEEDS NESOI, OTHERWISE PREP/PRES, NESOI	KG	130,673	140,075
2008200000	PINEAPPLES, PREPARED OR PRESERVED NESOI	KG	772,763	814,332
2008309000	CITRUS FRUITS, NESOI, OTHERWISE PREPARED/PRESERVED	KG	248,648	242,304
2008400000	PEARS, OTHERWISE PREPARED OR PRESERVED, NESOI	KG	1,746,049	1,877,140
2008500000	APRICOTS, OTHERWISE PREPARED OR PRESERVED, NESOI	KG	250,538	285,019
2008600020	CHERRIES, MARASCHINO, PREPARED OR PRESERVED NESOI	KG	166,620	289,938
2008600040	CHERRIES, SWEET VARIETIES, PREPARED/PRESERVD NESOI	KG	92,677	132,942
2008702000	PEACHES, NESOI, OTHERWISE PREPARED OR PRESERVED	KG	2,880,457	2,935,311
2008800000	STRAWBERRIES, PREPARED OR PRESERVED NESOI	KG	22,919	46,406
2008922550	MIXTURE FRUIT/NUTS/ETC PREP CEREAL PRODUCTS, NESOI	KG	3,860,517	9,406,401
2008924000	MIX OF FRUIT, NUTS, ETC NESOI OTHERWISE PREP/PRES	KG	517,521	887,856
2008991910	WILD BLUEBERRIES, CANNED	KG	44,869	50,000
2008991990	BERRIES, NESOI, OTHERWISE PREP OR PRES, NESOI	KG	20,501	43,155
2008997550	FRUIT/EDBL PLANT PRTS NESOI OTHWSE PREP/PRES NESOI	KG	1,979,973	2,952,137
2009110020	ORANGE JUICE UNFERMNTD FROZEN CNTR UNDER .946LITER	L	656,295	1,032,490
2009110040	ORANGE JUICE UNFERMNTD FROZEN CNTNRS .946-3.785L	L	1,641,396	928,172
2009110060	ORANGE JUICE UNFERMNTD FROZEN CNTRS OVER 3.785L	L	269,260	170,797
2009120000	ORANGE JUICE, NOT/ FROZEN, OF A BRIX VALUE < 20	L	6,236,858	6,072,178
2009190000	ORANGE JUICE, UNFERMENTED, NOT FROZEN	L	1,202,186	1,164,861
2009190002	ORANGE JUICE, NOT FROZEN, NESOI	L	2,258,913	2,119,913
2009210000	GRAPEFRUIT JUICE, OF A BRIX VALUE NOT EXCEEDING 20	L	20,000	6,732
2009290000	GRAPEFRUIT JUICE, UNFERMENTED, NESOI	L	2,583,321	1,801,346
2009315050	CITRUS JUICE(SINGLE FRUIT),NESOI, BRIX VALUE < 20	L	1,048,933	850,470

TABLE - 1 SHIPMENTS OF MERCHANDISE FROM THE UNITED STATES TO PUERTO RICO, BY COMMODITY:
FISCAL YEAR 2003

COMM CODE	DESCRIPTION	UNIT	QUANTITY	VALUE - $
2009391550	LIME JUICE, NESOI,NO VITAMINS/MINERAL,UNFERMENTED	L	5,076	3,248
2009396000	CITRUS JUICE,SINGLE FRUIT,NESOI, UNFERMTD	L	154,841	110,138
2009412000	PINEAPPLE JUICE,BRIX VALUE <20, N/CNCNTRD,<3.5 CN	L	364,438	182,624
2009414000	PINEAPPLE JUICE,BRIX VALUE <20, NESOI, UNFERMENTED	L	47,594	83,310
2009492000	PINEAPPLE JUICE,NESOI, NOT CNCNTRD OR<3.5 CNCNTRN	L	49,678	24,556
2009494000	PINEAPPLE JUICE, NESOI, NO VITAMINS, UNFERMENTED	L	10,598	7,700
2009500000	TOMATO JUICE (DRY WEIGHT CONTENT LESS THAN 7%)	L	9,660	3,192
2009610000	GRAPE JUICE & MUST, BRIX VALUE <20, UNFERMENTED	L	1,693,595	366,458
2009690000	GRAPE JUICE & MUST, NESOI ,UNFERMENTED,NO VITAMINS	L	352,826	569,626
2009710000	APPLE JUICE, BRIX VALUE < 20, UNFERMENTED	L	155,858	107,599
2009790000	APPLE JUICE, NESOI, NO VITAMINS, UNFERMENTED	L	120,226	75,865
2009800000	JUICE OF ANY SINGLE FRUIT/VEGTBLE UNFERMENTD NESOI	L	10,687,876	11,219,125
2009902000	MIXTURES OF VEGETABLE JUICES, UNFERMENTED	L	54,022	71,167
2009904000	MIXTURES OF FRUIT JUICES, UNFERMENTED	L	80,108,902	40,933,908
	MISCELLANEOUS EDIBLE PREPARATIONS.....	TOTAL		363,766,568
2101112126	INSTANT COFFEE N/FLAVORED/DECAF PACKAGED REATIL	KG	861	4,467
2101112129	INSTANT COFFEE N/FLAVORED/DECAF NOT FOR RETAIL	KG	6,928	31,748
2101112139	INSTANT COFFEE, DECAF, NOT FLAVORED NOT FOR RETAIL	KG	124,259	751,181
2101112941	COFFEE EXTRACTS ETC AND PREP,NESOI,PKG FOR RETAIL	KG	36,561	46,806
2101112949	COFFEE EXTRACTS & PREP, NESOI, NOT PKG FOR RETAIL	KG	147,785	226,699
2101200020	SOLUBLE/INSTANT TEA/MATE CONT NO SUGAR/CEREAL/ETC	KG	35,879	147,221
2101200040	TEA OR MATE EXTRACTS/CONCENTRATES & PREPS, NESOI	KG	219,905	359,089
2101300000	ROASTED CHICORY & OTHER ROASTED COFFEE SUBSTITUTES	KG	100	2,840
2102100000	YEASTS, ACTIVE	KG	7,935	17,500
2102300000	BAKING POWDERS, PREPARED	KG	67,993	78,685
2103100000	SOY SAUCE	KG	260,632	460,358
2103202000	TOMATO KETCHUP	KG	5,234,602	4,752,165
2103204000	TOMATO SAUCES, NESOI	KG	8,357,394	10,371,988
2103300000	MUSTARD FLOUR AND MEAL AND PREPARED MUSTARD	KG	55,329	56,033
2103909020	MAYONNAISE	KG	3,509,535	3,189,243
2103909040	SALAD DRESSINGS, NESOI	KG	342,510	427,279
2103909070	MIXED CONDIMENTS AND MIXED SEASONINGS	KG	4,689,094	14,839,926
2103909090	SAUCES AND PREPARATIONS THEREFOR, NESOI	KG	12,005,273	20,405,220
2104100020	SOUPS, BROTHS AND PREPARATIONS THEREOF, DRIED	KG	2,441,217	4,394,117
2104100040	SOUPS/BROTHS/PREPS OF, BASED ON FISH/SEAFD, NT DRD	KG	1,486,744	1,509,328
2104100060	SOUPS, BROTHS & PREPS THEREOF, NESOI, EX DRIED	KG	758,624	1,382,454
2104200000	HOMOGENIZED COMPOSITE FOOD PREPARATIONS (NOTE 3)	KG	521,674	1,012,758
2105000010	ICE CREAM, WHETHER OR NOT CONTAINING COCOA	KG	6,119,145	11,483,095
2105000060	EDIBLE ICE, WHETHER OR NOT CONTAINING COCOA, NESOI	KG	519,006	633,703
2106100000	PROTEIN CONCENTRATES & TEXTURED PROTEIN SUBSTANCES	KG	1,539,028	5,816,071
2106901650	COMPOUND ALCOHOLIC PREP FOR MANUFACTURE BEVERAGES	KG	172,807	429,002
2106903900	ARTIFICIALLY SWEETENED COUGH DROPS	KG	6,938	127,863
2106904800	ORANGE JUICE FORTIFD W/VITAMN/MINERAL CONCENTRATED	L	1,351,101	1,424,225
2106905200	SINGLE FRUIT/VEG JUICE FORTI W/VITAM/MIN CONCENTRD	L	4,029,525	3,485,882
2106905400	MIX FRUIT/VEG JUICE FORTI W/VITAM/MIN CONCENTRATED	L	459,899	385,719
2106905800	FOOD PREPARATIONS OF GELETIN, NESOI	KG	460,378	2,070,814
2106906571	PREPS FOR MANUF BEVERAGES CONT ASPARTAME/SACCHARIN	KG	528,791	4,417,406
2106906572	PREPS FOR MANUF BEVERAGES CONT CANE/BEET SUGAR	KG	2,021,006	5,760,182
2106906573	PREPARATIONS FOR MANUFACTURE OF BEVERAGES, NESOI	KG	2,020,839	4,037,759
2106906575	COFFEE WHITENERS, NON-DAIRY	KG	15,057	20,000
2106906580	CREAM OR MILK SUBSTITUTES, NESOI	KG	5,806,971	13,573,798
2106906585	CONFECTIONERY INCL GUM CONTNG SYNTHETIC SWEETENERS	KG	197,657	950,864
2106906587	HERBAL TEAS & HERBAL INFUSIONS OF MIXED HERBS	KG	13,541,237	18,890,209
2106906592	FOOD PREPARATIONS, NESOI, CANNED	KG	38,550,785	66,165,463
2106906595	FOOD PREPARATIONS, NESOI, FROZEN	KG	28,256,682	54,036,938
2106907020	EDIBLE PREPS, NOT CANNED/FROZEN, CONT SUGAR, NESOI	KG	45,589,011	102,693,600
2106907090	EDIBLE PREPS, NOT CANNED/FRZN, N/CONT SUGAR, NESOI	KG	559,379	2,896,870
	BEVERAGES, SPIRITS AND VINEGAR.....	TOTAL		149,215,252
2201100000	WATER, MINERAL & AERATED NATRL/ARTFCL NT SWTN/FLAV	L	2,269,592	904,489
2201900000	WATERS NOT SWEETND OR FLAVORED NESOI; ICE AND SNOW	T	940	873,952
2202100020	CARBONATED SOFT DRINKS, CONTNG ASPARTAME/SACCHARIN	L	9,527,218	4,790,896
2202100040	CARBONATED SOFT DRINKS, NESOI	L	13,207,898	2,592,538
2202100060	WATERS INCL MINERAL & AERATED, SWTND/FLAVORD NESOI	L	1,963,122	921,620
2202901500	MILK-BASED DRINKS, NONALCOHOLIC	L	1,365,930	1,100,817

TABLE - 1 SHIPMENTS OF MERCHANDISE FROM THE UNITED STATES TO PUERTO RICO, BY COMMODITY:
FISCAL YEAR 2003

COMM CODE	DESCRIPTION	UNIT	QUANTITY	VALUE - $
2202903400	ORANGE JUICE FORTI W/VITAMIN/MINERAL N/CONCENTRATE	L	564,843	599,884
2202903600	SINGLE FRUIT/VEG JUICE FORTI W/VIT/MIN N/CONCENTRD	L	2,977,629	2,622,105
2202903800	MIX FRUIT/VEGE JUICE FORTI W/VITAM/MIN N/CONCENTRD	L	464,180	691,676
2202909090	BEVERAGES NONALCOHOLIC NESOI EXCL FRUIT/VEGT JUICE	L	24,841,980	15,064,086
2203000000	BEER MADE FROM MALT	L	121,086,968	98,858,458
2204100000	SPARKLING WINE OF FRESH GRAPES	L	687,093	1,763,935
2204212000	EFFERVESCENT WINE OF FRSH GRAPE IN CNTR 2L OR LESS	L	15,577	11,704
2204214000	GRAPE WINE NESOI NOV 14% ALCOHOL CNTRS 2L OR LESS	L	1,529,900	4,588,588
2204217000	GRAPE WINE NESOI OVER 14% ALCOHOL CNTRS 2L OR LESS	L	121,908	128,809
2204290020	GRAPE WINE NESOI NOV 14% ALCOHOL CNTRS OV 2 LITERS	L	5,557	23,470
2204300000	GRAPE MUST FERMNTATN PREV/ARRSTD BY ALCOH, EX 2009	L	73,434	24,465
2205100000	VERMOUTH/GRPE WINE FLAVORED WTH PLANTS ETC CTR 2L<	L	13,309	10,000
2205900000	VERMOUTH/GRAPE WINE FLAVORED WTH PLANTS ETC OV 2LS	L	7,790	10,447
2206001500	CIDER, WHETHER STILL OR SPARKLING	L	554,964	370,000
2206007000	FERMENTED BEVERAGES, NESOI	L	681,386	982,638
2207103000	ETHYL ALCOHOL UNDENATURED 80%/HIGHER, FOR BEVERAGE	PFL	3,176,372	1,305,537
2207106000	ETHYL ALCOHOL, UNDENATURED 80%/HIGHER, NONBEVERAGE	L	1,943,756	914,438
2207200000	ETHYL ALCOHOL & OTH SPIRITS DENATURED ANY STRENGTH	L	11,938,587	7,336,058
2208200000	GRAPE BRANDY	PFL	23,034	109,172
2208306020	WHISKIES, BOURBON, CONTAINERS NOT OVER 4 LITERS EA	PFL	31,250	252,723
2208400030	RUM AND TAFIA, CONTAINERS NOT OVER 4 LITERS EACH	PFL	437,179	477,906
2208400050	RUM AND TAFIA, CONTAINERS OVER 4 LITERS	PFL	16,965	32,951
2208600000	VODKA	PFL	80,818	75,820
2208700000	LIQUEURS AND CORDIALS	PFL	94,932	584,898
2208909000	OTHER SPIRITUOUS BEVERAGES, NESOI	PFL	274,847	538,909
2209000000	VINEGAR & SUBSTITUTES FOR VINEGAR FROM ACETIC ACID	L	2,613,194	652,263
	RESIDUES AND WASTE FROM THE FOOD INDUSTRIES; PREPARED ANIMAL FEED.....	TOTAL		47,763,860
2301100000	FLOUR MEAL & PELLET MEAT/MEAT OFFAL INEDIB; GREAVE	T	191	382,531
2301200000	FLOUR MEAL & PELLET OF FISH CRUSTACEANS ETC INEDIB	T	187	136,902
2302200000	BRAN SHARPS & OTH RESIDUES DERIVED FRM MILLNG RICE	T	225	44,600
2302300000	BRAN SHARPS & OTH RESIDUE DERIVED FRM MILLNG WHEAT	T	12,708	856,759
2303100010	CORN GLUTEN FEED, WHETHER OR NOT IN PELLETS	T	5,412	469,945
2303100020	CORN GLUTEN MEAL, WHETHER OR NOT IN PELLETS	T	46	16,458
2303300000	BREWING OR DISTILLING DREGS AND WASTE, W/NT PELLET	T	3,301	319,825
2304000000	SOYBEAN OILCAKE & OTH SOLID RESIDUE, WH/NOT GROUND	KG	32,750,552	7,590,856
2306100000	COTTON SEED OILCAKE & OTH SOLID RESIDUE W/N GROUND	KG	217,762	26,404
2306490000	RAPE OR COLZA SEED OILCAKE & SOLID RESIDUE, NESOI	KG	40,819	14,578
2306500000	COCONUT OR COPRA OILCAKE & SOLID RESIDUE W/NT GRND	KG	137,826	49,223
2306600000	PALM NUT OR KERNEL OILCAKE & SOLID RESIDUE W/N GRD	KG	25,625	13,879
2306700000	CORN GERM OILCAKE OTHR SOLID RESIDUE WH/NOT GROUND	KG	2,531,312	228,800
2306900000	VEGETABLE OILCAKE & SOLID RESIDUE NESOI W/NT GRND	KG	698,330	255,152
2307000000	WINE LEES; ARGOL	KG	1,410	48,490
2308001000	ACORNS AND HORSE-CHESTNUTS USED FOR ANIMAL FEED	KG	19,996	3,980
2308009820	CITRUS PULP PELLETS OF A KIND USED IN ANIMAL FEED	T	49	30,266
2308009900	VEGETABLE MATRLS/WASTE/RESIDUE/BY-PRODUCTS NESOI	KG	2,458,959	722,335
2309100000	DOG AND CAT FOOD, PUT UP FOR RETAIL SALE	KG	16,065,252	13,640,440
2309901010	PET FOOD PUT UP FOR RETAIL SALE EX DOG & CAT FOOD	KG	32,454,682	15,968,047
2309901020	POULTRY FEEDS, PREPARED	T	3,044	1,149,883
2309901030	DAIRY CATTLE FEED, PREPARED	T	1,595	666,583
2309901040	LIVESTOCK FEED, PREPARED, NESOI	T	985	651,161
2309901050	MIXED FEEDS OR MIXED FEED INGREDIENTS, ANML, NESOI	T	7,088	3,605,941
2309903010	MILK REPLACER, OF A KIND USED IN ANIMAL FEEDING	KG	132,539	340,690
2309908500	PREPARATIONS USED IN ANIMAL FEEDING NESOI	KG	521,458	530,132
	TOBACCO AND MANUFACTURED TOBACCO SUBSTITUTES.....	TOTAL		58,341,543
2401102020	CONN. SHADE TOBACCO, NOT STEM/STRIP OV 35% WRAPPER	KG	1,945	30,966
2401102040	TOBACCO NOT STEM/STRIP OVER 35% WRAPPER TOB, NESOI	KG	33,044	322,712
2401105195	OTHER CIG LEAF TOB NOT STEM/STRIP <35% WRAPPER	KG	2,665	16,147
2401105340	CIGAR BINDER TOBACCO, NOT STEM/STRIP <35% WRAPPER	KG	15,499	120,580
2401109570	TOBACCO NESOI NOT STEM/STRIP, LESS THAN 35% WRPPR	KG	2,679,603	33,649,427
2401202970	CIGAR BINDER TOB STEM/STRIP NOT THRESH <35% WRAPPR	KG	15,000	101,921
2401205040	DARK-FIRED KY/TENN TOB STEM/STRIP NT THRESH <35%WR	KG	63,111	243,479
2401206020	CONN SHADE TOB FROM CIGAR LEAF THRESHED STEM/STRIP	KG	2,246	39,409

TABLE - 1 SHIPMENTS OF MERCHANDISE FROM THE UNITED STATES TO PUERTO RICO, BY COMMODITY:
FISCAL YEAR 2003

COMM CODE	DESCRIPTION	UNIT	QUANTITY	VALUE - $
2401206040	TOBACCO NESOI FROM CIGAR LEAF, THRESHED STEM/STRIP	KG	127	2,885
2401208080	TOBACCO NESOI, THRESHED, PARTLY/WHOLLY STEM/STRIP	KG	470,057	2,754,904
2401305000	TOBACCO STEMS	KG	37,786	102,891
2401309000	TOBACCO REFUSE, NESOI	KG	907	2,678
2402103030	SMALL CIGARS/CHEROOTS/CIGARILLOS WITH TOB <$.15 EA	THS	525	54,551
2402107000	CIGAR/CHEROOT/CIGARILLO CONTAINING TOBACCO NESOI	THS	6,946	1,505,444
2402200000	CIGARETTES CONTAINING TOBACCO	THS	921,126	14,900,725
2402900000	CIGAR/CHEROOT/CIGARILLO/CIGS OF TOB SUBSTITS NESOI	THS	60,296	1,501,412
2403100020	PIPE TOBACCO, IN RETAIL-SIZED PACKAGES	KG	19,474	117,070
2403100060	SMOKING TOBACCO, NESOI	KG	48,874	443,141
2403910000	HOMOGENIZED OR RECONSTITUTED TOBACCO	KG	490,065	2,243,093
2403990030	CHEWING TOBACCO	KG	2,888	83,086
2403990065	PARTIALLY MANUFACTURED, BLENDED OR MIXED TOBACCO	KG	5,793	105,022
	MINERAL PRODUCTS.....	TOTAL		192,195,227
	SALT; SULFUR; EARTHS AND STONE; PLASTERING MATERIALS, LIME AND CEMENT.....	TOTAL		17,034,443
2501000000	SALT INCL TABL A DENTRD, PURE SODM CHLOR, SEA WTR	T	20,517	4,291,257
2502000000	UNROASTED IRON PYRITES	T	354	28,564
2504100000	NATURAL GRAPHITE IN POWDER OR IN FLAKES	KG	563	3,228
2504900000	NATURAL GRAPHITE EXCEPT POWDER OR FLAKES	KG	54,755	18,616
2505100000	SILICA SANDS AND QUARTZ SANDS, NATURAL	T	1,919	477,404
2505900000	SANDS, NATURAL, NESOI	T	7,574	263,668
2506100000	QUARTZ (OTHER THAN NATURAL SANDS)	T	1	4,263
2507000000	KAOLIN AND OTHER KAOLINIC CLAYS, INCL CALCINED	T	1,208	424,542
2508100000	BENTONITE, INCLUDING CALCINED	T	48	90,819
2508200000	DECOLORIZING EARTHS AND FULLER'S EARTH INCL CALCND	T	32	28,657
2508300000	FIRE CLAY INCLUDING CALCINED	T	167	22,878
2508400010	COMMON BLUE CLAY AND OTHER BALL CLAYS	T	12	3,300
2508400050	CLAYS, OTHER	T	1,166	512,426
2509000000	CHALK	KG	480,481	584,745
2511100000	NATURAL BARIUM SULFATE (BARYTES)	T	1	11,760
2511200000	NATURAL BARIUM CARBONATE (WITHERITE)	KG	8,888	10,322
2512000000	SILICEOUS FSSL MLS A ERTHS W SPEC GRAV OF 1 O LSS	T	122	74,492
2513190000	PUMICE, EXCEPT CRUDE OR CRUSHED, ABRASIVE	KG	39,023	44,989
2513201000	OTHER NATURAL ABRASIVES CRUDE OR IRREGULAR PIECES	KG	1,811	9,046
2513209000	OTHER NATURAL ABRASIVES, NOT CRUDE OR IN PIECES	KG	10,211	17,838
2514000000	SLATE, CRUDE OR ROUGHLY TRIMMED	T	40	12,420
2515120000	MARBLE AND TRAVERTINE CUT IN BLOCKS OR SLABS	T	15	35,105
2515200000	CALCRS MNMTL OR BLDG STONE NESOI; ALABASTER	T	63	47,027
2516120000	GRANITE, CUT INTO BLOCKS OR SLABS	T	1,667	1,500,293
2516210000	SANDSTONE, CRUDE OR ROUGHLY TRIMMED	T	16	67,430
2516220000	SANDSTONE, CUT INTO BLOCKS OR SLABS	T	863	91,446
2517100015	PEBBLES AND GRAVEL, CRUSHED OR BROKEN	T	369	68,682
2517100020	LIMESTONE (EXCPT PBBLS & GRAVL) CRUSHED OR BROKEN	T	36,383	315,000
2517100055	STONE, CRUSHED OR BROKEN, NESOI	T	2,320	2,791,628
2517200000	MACADAM OF SLAG, DROSS OR SIMILAR IND WASTE	T	193	8,845
2517410000	MARBLE GRANULES, CHIPPINGS AND POWDER	T	731	117,224
2517490000	STONE GRANULES, CHIPPINGS A PWDRS (EX MRBL) NESOI	T	389	85,247
2519100000	NATURAL MAGNESIUM CARBONATE	T	2,328	252,093
2519901000	MAGNESIA, FUSED AND DEAD-BURNED (SINTERED)	KG	150	4,121
2519905000	MAGNESIUM OXIDES, OTHER	KG	549,604	238,019
2520100000	GYPSUM; ANHYDRITE	T	1,731	563,779
2520200000	PLASTERS CONSTNG OF CALCND GYPSUM OR CALCM SULFATE	T	1,118	256,075
2521000000	LMESTN FLUX; LMSTN A OTH CAL STO USD MFR LIME, CMT	T	231	640,316
2522100000	QUICKLIME	KG	3,442	7,805
2522300000	HYDRAULIC LIME	KG	1,587	9,500
2523100000	CEMENT CLINKERS	T	721	40,216
2523210000	WHITE PORTLAND CEMENT WHTHR OR NT ART COLORED	T	138	65,335
2523290000	PORTLAND CEMENT EXCEPT WHITE PORTLAND CEMENT	T	1,290	96,760
2523300000	ALUMINOUS CEMENT	T	306	137,120
2523900000	HYDRAULIC CEMENT, OTHER, NESOI	T	26,411	1,362,343
2525100000	CRUDE MICA AND MICA RIFTED INTO SHEETS OR SPLTTNGS	KG	18,197	20,950
2526100000	NATURAL STEATITE AND TALC, NT CRSHD, NT PWDRD	KG	75,476	32,548
2526200000	NATURAL STEATITE AND TALC, CRUSHED OR POWDERED	T	2,941	546,544
2528900000	NATURAL BORATES AND NATURAL BORIC ACID NESOI	KG	464	17,178

TABLE - 1 SHIPMENTS OF MERCHANDISE FROM THE UNITED STATES TO PUERTO RICO, BY COMMODITY:
FISCAL YEAR 2003

COMM CODE	DESCRIPTION	UNIT	QUANTITY	VALUE - $
2529300000	LEUCITE; NEPHELINE AND NEPHELINE SYENITE	T	20	8,320
2530100000	VERMICULITE, PERLITE AND CHLORITES, UNEXPANDED	KG	237,484	182,686
2530200000	KIESERITE, EPSOM SALTS (NATURAL MAGNESIUM SULFATE)	KG	461,169	353,115
2530902000	NATURAL MICACEOUS IRON OXIDES	KG	13,781	22,206
2530908015	EARTH COLORS	KG	5,109	15,975
2530908060	MINERAL SUBSTANCES NESOI	KG	67,776	98,278
	ORES, SLAG, AND ASH.....	TOTAL		2,133,535
2601110030	IRON ORE NONAGGLOMERATED CONCENTRATES	T	78	4,558
2601110060	IRON ORE NONAGGLOMERATED COARSE	T	3	3,875
2601120090	IRON ORE AGGLOMERATED NOT PELLETS OR BRIQUETTES	T	317	25,000
2603000010	COPPER ORES AND CONCENTRATES, COPPER CONTENT	KG	28,093	44,754
2603000035	COPPER ORES AND CONCENTRATES, OTHER METAL CONTENT	KG	3,486	28,625
2604000080	NICKEL ORES & CONCNTRTS: OTHR MTL CONTNT NT PREC	KG	2,004	21,164
2606000090	ALUMINUM ORES A CONCENTRATES NOT CALCINED BAUXITE	T	11	14,135
2607000020	LEAD ORES AND CONCENTRATES, LEAD CONTENT	KG	9,678	3,000
2607000025	LEAD ORES & CONCENTRATES: PRECIOUS METAL CONTENT	GM	10,826	49,468
2607000045	LEAD ORES AND CONCENTRATES, OTHER METAL CONTENT	KG	2,749	4,491
2608000030	ZINC ORES AND CONCENTRATES, ZINC CONTENT	KG	2,838	12,195
2608000055	ZINC ORES AND CONCENTRATES, OTHER METAL CONTENT	KG	40,439	102,960
2611000000	TUNGSTEN ORES AND CONCENTRATES	KG	989	15,601
2614000000	TITANIUM ORES AND CONCENTRATES	KG	4,000	3,000
2615903000	SYNTHETIC TANTALUM-NIOBIUM CONCENTRATES	KG	37,415	265,748
2615906030	NIOBIUM (COLUMBIUM) ORES AND CONCENTRATES	KG	3,511	24,557
2616100040	SILVER ORES AND CONCENTRATES, SILVER CONTENT	GM	6,667	3,392
2616100045	SILVER ORES AND CONCENTRATES, OTHER METAL CONTENT	X		15,773
2616900040	PREC MTL ORES A CONCEN (EXC SLV):GOLD CONTENT	GM	5,896	55,027
2616900050	PREC MTL ORE A CON NESOI: OTHER PREC MTL CONTENT	GM	1,845	8,429
2616900070	PREC MTL ORE A CON NESOI: OTHER METAL CONTENT	X		427,433
2618000000	GRANULATED SLAG FR IRON OR STEEL MANUFACTURE	T	295	237,976
2619000000	SLAG, DROSS, SCALINGS A OTH WASTE FRM MANU IRN/STL	KG	4,606	99,014
2620210000	ASH/RESIDUES OF LEADED GASOLINE/ANTIKNOCK SLUDGES	CKG	15,850	42,554
2620400000	ASH AND RESIDUES CONTAINING MAINLY ALUMINUM	KG	6,524	10,792
2620998550	ASH& RESIDUES, NT IRN/STL MANUFACTURE, NESOI	KG	347,401	597,474
2621900000	ASH & SLAG, INCLUDING SEAWEED ASH (KELP), NESOI	T	60	12,540
	MINERALS FUELS, MINERAL OILS AND PRODUCTS OF THEIR DISTILLATION; BITUMINOUS SUBSTANCES; MINERAL WAXES.....	TOTAL		173,027,249
2701110000	ANTHRACITE COAL, NOT AGGLOMERATED	T	387	52,730
2701120050	BITUMINOUS COAL NT METALLURGICAL, NOT AGGLOMERATED	T	84	3,800
2701200000	BRIQUETTES, OVOIDS, SIMILAR SOLID FUELS FORM COAL	T	3,571	386,354
2703000000	PEAT (INCLUDING PEAT LITTER), INCL AGGLOMRTD	T	4,465	465,782
2704000010	COKE AND SEMICOKE OF COAL FOR USE AS FUEL	T	1,047	103,379
2704000020	COKE AND SEMICOKE OF COAL NOT FOR USE AS FUEL	T	20	4,158
2705000000	COAL GS,WTR GS, PRDCR GS ETC, EX PET GS A OTH GS H	KM3	1,112	76,277
2706000000	MINERAL TARS, INCLUDING RECONSTITUTED TARS	L	102,143	54,566
2707100000	BENZENE	L	97,141	40,799
2707200000	TOLUENE	L	697,105	583,426
2707300020	O-XYLENE	L	27,038	9,463
2707300060	OTHER XYLENES NESOI (EXCEPT 0- OR P-XYLENE	L	307,760	195,425
2707400000	NAPHTHALENE	L	807,698	281,261
2707500000	OTH AROM HYDCNS 65PCT AO DSTLS A 250DC ASTM D 86	L	1,591,433	541,086
2707602000	OTHER PHENOLS	KG	2,669	15,598
2707991000	LIGHT OIL	L	223,151	215,377
2707995090	OTH OLS A PRDCTS OF CL TR DS A SM W AROM OUTW NONA	KG	18,393	40,830
2708200000	PITCH COKE FROM COAL AND OTHER MINERAL TARS	KG	20,262	9,863
2710111510	LEADED GASOLINE	BBL	598,091	20,311,601
2710111514	UNLEADED GASOLINE, REFORMULATED	BBL	755	18,864
2710111516	UNLEADED GASOLINE, OXYGENATED	BBL	33	3,580
2710111518	UNLEADED GASOLINE, NOT ELSEWHERE SPECIFIED/INCLUDE	BBL	415,923	14,611,706
2710111520	JET FUEL, NAPHTHA-TYPE (LIGHT OILS/PREPS)	BBL	385	9,874
2710111550	MOTOR FUELS, NESOI	BBL	64,975	2,345,525
2710111800	MOTOR FUEL BLENDING STOCK (LIGHT OILS AND PREPS)	BBL	678,600	18,892,651
2710112500	NAPHTHAS, EXCEPT MOTOR FUEL OR BLENDING STOCK	BBL	755,878	25,900,778
2710114500	HYDROCARBON MIXTURES <=50% HYDROCRBN COMPND NESOI	BBL	12,955	1,109,074

TABLE - 1 SHIPMENTS OF MERCHANDISE FROM THE UNITED STATES TO PUERTO RICO, BY COMMODITY:
FISCAL YEAR 2003

COMM CODE	DESCRIPTION	UNIT	QUANTITY	VALUE - $
2710119000	LIGHT OILS/PREPARATIONS FR BITUMINS MINERALS,NESO	BBL	24,967	1,074,353
2710190505	NO 4 FUEL OIL < 25 DEGREES API <= 0.05% SULFUR	BBL	161	3,853
2710190520	HEAVY FUEL OILS UNDER 25 DEGREES API	BBL	152,164	3,656,112
2710190550	FUEL OILS UNDER 25 DEGREES API NESOI	BBL	10,540	339,207
2710191005	LIGHT FUEL OILS =>25 DEG API, <=.05% SULFUR	BBL	911,503	28,425,832
2710191007	LIGHT FUEL OIL >=25 DEG API, OVER 0.05% SULFUR	BBL	485,394	12,678,502
2710192200	KEROSENE MOTOR FUEL BLENDING STOCK	BBL	119	20,833
2710193010	AVIATION ENGINE LUBRICATING OILS	BBL	643	128,227
2710193020	AUTOMTVE, DIESEL OR MARINE ENGNE LUB OILS	BBL	519,212	27,195,116
2710193030	TURBINE LUBRICATING OIL, INCLUDING MARINE	BBL	5,739	605,244
2710193040	AUTOMOTIVE GEAR OILS	BBL	5,293	822,903
2710193050	STEAM CYLINDER OILS	BBL	1,767	83,018
2710193070	QUENCHING OR CUTTING OILS	BBL	550	138,028
2710193080	LUBRICATING OILS WITH OR WITHOUT ADDITIVES, NESOI	BBL	46,662	5,159,773
2710193750	LUBRICATING GREASES WITH OR WITHOUT ADDITIVES	BBL	878	271,736
2710194530	WHITE MINERAL OILS, MEDICINAL GRADE	BBL	850	79,442
2710194540	WHITE MINERAL OILS, EXCEPT MEDICINAL GRADE	BBL	352	27,681
2710194545	INSULATING OR TRANSFORMER OILS	BBL	773	66,371
2710194590	MIXTURES OF HYDROCARBONS, NESOI	BBL	909	78,087
2710199000	PET OILS/OILS FROM BITUMINOUS MINERALS, NESOI	BBL	11,091	737,539
2710910000	WASTE OILS CONTAINING PCB, PCT, OR PBB	BBL	519	12,407
2710990000	WASTE OILS, NOT ELSEWHERE SPECIFIED OR INCLUDED	BBL	208	5,000
2711120000	PROPANE, LIQUEFIED	BBL	5,990	109,468
2711130000	BUTANES, LIQUEFIED	BBL	1,511	22,588
2711190000	PET GASES A OTH GAS HYDCRBNS LIQ NESOI	X		1,033,858
2711290000	PETROL GAS A OTH GAS HYDROCARBONS,GASEOUS, NESOI	X		191,900
2712100000	PETROLEUM JELLY	KG	270,474	228,378
2712200000	PARAFFIN WAX LESS THAN 0.75 PERCENT OIL	KG	3,139	9,625
2712900000	OTHER MINERAL WAXES, NESOI	KG	549,964	726,645
2713900000	OTH RES OF PET OILS OR BITUMIN OILS	T	970	86,774
2714900000	BITUMEN A ASPHALT, ASPHALTITES AND ASPHALTIC ROCKS	T	9,329	2,112,286
2715000000	BIT MIX FR NAT ASPH, NAT BIT,PET BIT,MIN TAR OR PT	T	592	612,636
	PRODUCTS OF THE CHEMICAL OR ALLIED INDUSTRIES.....	TOTAL		4,265,599,159
	INORGANIC CHEMICALS; ORGANIC OR INORGANIC COMPOUNDS OF PRECIOUS METALS, OF RARE-EARTH METALS, OF RADIOACTIVE ELEMENTS OR OF ISOTOPES.....	TOTAL		92,943,073
2801100000	CHLORINE	KG	10,327,239	5,923,806
2801200000	IODINE	KG	3,319	49,534
2803000010	CARBON BLACK	KG	21,154	49,500
2803000050	OTHER FORMS OF CARBON NESOI	KG	490,028	804,090
2804100000	HYDROGEN	KM3	2,973	236,597
2804210000	ARGON	KM3	1,486	134,228
2804290010	HELIUM	KM3	360	744,401
2804290050	OTHER RARE GASES	KM3	8,940	75,807
2804300000	NITROGEN	KM3	271	77,460
2804400000	OXYGEN	KM3	38	6,352
2804500010	BORON	KG	48	14,466
2804610000	SILICON CONTAIN BY WT NT < 99.99% OF SILICON	KG	14,429	612,023
2804691000	SILICON BETWEEN 99.99 PERCENT AND 99 PERCENT PURE	KG	7,907	22,085
2804695000	SILICON LESS THAN 99 PERCENT PURE	KG	28,930	63,773
2804900000	SELENIUM	KG	357	6,897
2805110000	SODIUM	KG	138,107	509,505
2805120000	CALCIUM	KG	83,807	138,656
2805193050	STRONTIUM AND BARIUM	KG	235	5,880
2805199000	ALKALI METALS OR ALKALINE-EARTH METALS NESOI	KG	189	12,135
2805300000	RARE EARTH METAL,WHETTER/NT INTERMIX/INTERALLOYED	KG	4,182	80,418
2805400000	MERCURY	KG	7,031	49,886
2806100000	HYDROGEN CHLORIDE (HYDROCHLORIC ACID)	T	7,500	6,723,618
2806200000	CHLOROSULFURIC ACID	KG	82,130	35,150
2807000000	SULFURIC ACID AND OLEUM	T	3,851	1,012,486
2808000000	NITRIC ACID AND SULFONITRIC ACIDS	KG	269,079	117,980
2809200030	PHOSPHORIC ACID OTHER THAN FERTILIZER GRADE	T	3,569	2,912,295
2809200040	POLYPHOSPHORIC ACIDS	T	930	724,831

TABLE - 1 SHIPMENTS OF MERCHANDISE FROM THE UNITED STATES TO PUERTO RICO, BY COMMODITY:
FISCAL YEAR 2003

COMM CODE	DESCRIPTION	UNIT	QUANTITY	VALUE - $
2810000000	OXIDES OF BORON AND BORIC ACID	T	19	16,991
2811110000	HYDROGEN FLUORIDE (HYDROFLUORIC ACID)	KG	18,137	68,804
2811190000	OTHER INORGANIC ACIDS, NESOI	KG	803,486	1,116,700
2811210000	CARBON DIOXIDE	T	870	1,272,333
2811220000	SILICON DIOXIDE	KG	595,501	2,246,505
2811290000	INORGANIC OXYGEN COMPOUNDS OF NONMETALS, NESOI	KG	512,398	1,258,318
2812101000	PHOSPHORUS PENTACHLORIDE	KG	45,671	263,020
2812105010	PHOSPHORUS OXYCHLORIDE AND TRICHLORIDE	KG	6,577	18,560
2812105050	OTHER CHLORIDES AND CHLORIDE OXIDES OF NONMETALS	KG	1,912	26,018
2812900000	HALIDES & HALIDE OXIDES OF NONMETALS, NESOI	KG	3,976	38,333
2814200000	AMMONIA IN AQUEOUS SOLUTION	T	237	113,462
2815110000	SOLID SODIUM HYDROXIDE (CAUSTIC SODA)	KG	250,405	374,345
2815120000	SODIUM HYDROXIDE IN AQUEOUS SOLUTION	KG	68,835,185	8,279,498
2815200050	POTASSIUM HYDROXIDE (CAUSTIC POTASH), SOLID	KG	563,504	1,283,252
2815200090	POTASSIUM HYDROXIDE (CAUSTIC POTASH), EXCEPT SOLID	KG	2,531,592	1,707,830
2815300000	PEROXIDES OF SODIUM OR POTASSIUM	KG	116,916	136,467
2816100000	MAGNESIUM HYDROXIDE AND MAGNESIUM PEROXIDE	KG	604,955	595,832
2816401000	STRONTIUM OXIDES, HYDROXIDES AND PEROXIDES	KG	38,235	21,595
2816402000	BARIUM OXIDES, HYDROXIDES AND PEROXIDES	KG	6,387	59,580
2817000000	ZINC OXIDE AND ZINC PEROXIDE	KG	99,785	3,114,632
2818100000	ARTIFICIAL CORUNDUM	KG	4,303	16,437
2818200000	ALUMINUM OXIDE, EXCEPT ARTIFICIAL CORUNDUM, NESOI	KG	278,103	399,332
2818300000	ALUMINUM HYDROXIDE	KG	2,691,646	1,893,965
2819100000	CHROMIUM TRIOXIDE	KG	1,040	35,140
2821100005	SYNTHETIC PIGMENTS OF IRON OXIDES AND HYDROXIDES	KG	113,775	198,723
2821100050	IRON OXIDES AND HYROXIDES, NESOI	KG	10,837	20,965
2822000000	COBALT OXIDE & HYDROXIDE; COMMERCIAL COBALT OXIDES	KG	8,903	64,540
2823000000	TITANIUM OXIDES	KG	232,871	382,045
2824900000	LEAD OXIDES, NESOI	KG	20,023	50,807
2825100000	HYDRAZINE & HYDROXYLAMINE & THEIR INORGANIC SALTS	KG	10,444	73,806
2825200000	LITHIUM OXIDE AND HYDROXIDE	KG	3,148	15,210
2825300010	VANADIUM PENTOXIDE (ANHYDRIDE)	CKG	738	7,010
2825400000	NICKEL OXIDES AND HYDROXIDES	KG	900	30,660
2825500000	COPPER OXIDES AND HYDROXIDES	KG	37,553	37,248
2825900000	INORGANIC BASE; METAL OXIDES, & PEROXIDES, NESOI	KG	6,380	63,082
2826110000	FLOURIDES OF AMMONIUM OR OF SODIUM	KG	2,075	61,000
2826120000	FLUORIDES OF ALUMINUM	KG	1,100	6,500
2826190010	FLUORIDES OF POTASSIUM	KG	4,618	75,260
2826190080	FLUORIDES, NESOI	KG	1,482	30,112
2826200000	FLUOROSILICATES OF SODIUM OR OF POTASSIUM	KG	419	3,464
2826900000	FLUOROALUMINATE & OTHER FLUORINE SALTS, NESOI	KG	23,163	78,216
2827100000	AMMONIUM CHLORIDE	KG	79,125	45,767
2827200000	CALCIUM CHLORIDE	KG	259,033	269,654
2827310000	MAGNESIUM CHLORIDE	KG	81,413	398,752
2827320000	ALUMINUM CHLORIDE	KG	1,043,596	695,943
2827330000	IRON CHLORIDE	KG	156,226	96,293
2827399050	OTHER CHLORIDES, NESOI	KG	20,616	161,083
2827490000	CHLORIDE OXIDES AND CHLORIDE HYDROXIDES, NESOI	KG	7,786,608	3,934,979
2827510000	BROMIDES OF SODIUM OR OF POTASSIUM	KG	11,434	47,080
2827590000	OTHER BROMIDES AND BROMIDE OXIDES, NESOI	KG	549	15,433
2827602000	IODIDES AND IODIDE OXIDES OF POTASSIUM	KG	795	13,500
2828100000	COMMERCIAL CALCIUM HYPOCHLORITE	KG	1,032,140	1,619,637
2828900000	HYPOCHLORITES, CHLORITES, AND HYPOBROMITES, NESOI	KG	16,619	88,054
2829110000	SODIUM CHLORATE	KG	13,340	35,726
2829900000	PERCHLORATE; BROMATE, PERBROMATE; IODATE,PERIODATE	KG	13,991	38,694
2830100000	SODIUM SULFIDES	KG	45,360	20,000
2831101000	SODIUM FORMALDEHYDE SULFOXYLATE	KG	6,422	6,100
2831105000	DITHIONITES AND SULFOXYLATES OF SODIUM, NESOI	KG	361,094	338,540
2831900000	DITHIONITES & SULFOXYLATE, EXC OF SODIUM, NESOI	KG	40,000	48,061
2832100000	SODIUM SULFITES	KG	313,420	132,152
2832200000	OTHER SULFITES, EXCEPT SODIUM SULFITES, NESOI	KG	13,687	35,298
2833111000	SALT CAKE OF DISODIUM SULFATE	T	33	7,741
2833115000	DISODIUM SULFATE, EXCEPT SALT CAKE, NESOI	KG	278	6,906
2833190000	SODIUM SULFATES, EXCEPT DISODIUM SULFATES, NESOI	KG	227,849	886,054
2833210000	MAGNESIUM SULFATE	KG	49,000	55,722
2833220000	ALUMINUM SULFATE	KG	11,434	23,488
2833240000	NICKEL SULFATE	KG	9,237	22,255
2833250000	COPPER SULFATE	CKG	151,727	123,320

TABLE - 1 SHIPMENTS OF MERCHANDISE FROM THE UNITED STATES TO PUERTO RICO, BY COMMODITY:
FISCAL YEAR 2003

COMM CODE	DESCRIPTION	UNIT	QUANTITY	VALUE - $
2833260000	ZINC SULFATE	KG	2,776	3,855
2833270000	BARIUM SULFATE	KG	2,216	55,860
2833290000	OTHER SULFATES, NESOI	KG	50,850	123,554
2833300000	ALUMS	KG	68,989	67,360
2833400000	PEROXOSULFATES (PERSULFATES)	KG	1,079,412	1,837,541
2834100000	NITRITES	KG	51,810	118,406
2834290500	BISMUTH NITRATES	KG	27,091	15,839
2834296050	NITRATES, NESOI	KG	221,221	351,619
2835100000	PHOSPHINATES (HYPOPHOSPHITES) & PHOSPHONATES	KG	62,097	837,718
2835220000	MONO- OR DISODIUM PHOSPHATES	KG	40,132	65,478
2835230000	TRISODIUM PHOSPHATE	KG	26,969	36,512
2835240000	POTASSIUM PHOSPHATE	KG	91,400	201,575
2835250000	CALCIUM HYDROGENORTHOPHOSPHATE (DICALC PHOSPHATE)	KG	1,118,442	1,580,576
2835260000	OTHER PHOSPHATES OF CALCIUM, NESOI	KG	3,245,299	944,657
2835299050	PHOSPHATES, NESOI	KG	46,475	48,822
2835310000	SODIUM TRIPHOSPHATES (SODIUM TRIPOLYPHOSPHATE)	KG	64,547	55,534
2835390000	POLYPHOSPHATES, NESOI	KG	198,493	245,159
2836200000	DISODIUM CARBONATE	KG	12,057,559	1,310,451
2836300000	SODIUM HYDROGENCARBONATE (SODIUM BICARBONATE)	KG	219,456	237,651
2836400000	POTASSIUM CARBONATES	KG	220,790	176,654
2836500000	CALCIUM CARBONATE	KG	3,206,540	2,091,669
2836600000	BARIUM CARBONATE	KG	761	20,580
2836910010	LITHIUM CARBONATES, U.S.P. GRADE	KG	1,672	6,550
2836910050	LITHIUM CARBONATES, EXCEPT U.S.P. GRADE, NESOI	KG	5,601	20,160
2836992000	BISMUTH CARBONATE	KG	260	8,785
2836999050	PEROXOCARBONATES (PERCARBONATES), NESOI	KG	75,279	796,453
2837190020	OTHER CYANIDES AND CYANIDE OXIDES, NESOI	KG	1,801	713,671
2838000000	FULMINATES, CYANATES AND THIOCYANATES	KG	145	8,611
2839110000	SODIUM METASILICATES	KG	41,906	89,930
2839190000	SILICATE OF SODIUM, EXC SODIUM METASILICATE, NESOI	KG	522,148	221,105
2839900000	SILICATE; COMMERCIAL ALKALI METAL SILICATES, NESOI	KG	66,501	156,901
2840110000	ANHYDROUS DISODIUM TETRABORATE (REFINED BORAX)	KG	19,277	13,615
2840190000	DISODIUM TETRABORATE, EXC ANHYDROUS, NESOI	KG	1,276	34,931
2840200000	OTHER BORATES, NESOI	KG	5,535	12,363
2841100000	ALUMINATES	KG	1,458,789	3,234,032
2841900000	SALT OF INORGANIC ACID/PEROXOACID, EXC AZIDE,NESOI	KG	5	7,804
2842100000	DOUBLE OR COMPLEX SILICATES	KG	11,430	27,300
2843100000	COLLOIDAL PRECIOUS METALS	GM	629,576	13,379,824
2843210000	SILVER NITRATE	KG	6,476	1,004,964
2843290000	SILVER COMPOUNDS, EXCEPT SILVER NITRATE, NESOI	KG	626	105,167
2843300000	GOLD COMPOUNDS	KG	1,250	13,072
2843900000	ORGANIC COMPOUND PRECIOUS METAL; AMALGRAMS, NESOI	KG	41,586	2,666,998
2844101000	URANIUM METAL	KG	1,300	113,349
2844102020	NATURAL URANIUM FLUORIDE	KG	179	9,529
2844102050	NATURAL URANIUM COMPOUNDS, NESOI	KG	20,638	37,946
2844105000	ALLOYS, DISPERSIONS & CERAMIC PRODUCTS, NESOI	KG	2,407	170,938
2844200020	URANIUM FLUORIDE ENRICHED IN U235	KG	22	9,124
2844305000	MIXTURES CONTAIN URANIUM DEPLETED IN U235, NESOI	X		15,772
2844400010	ELEMENT, ISOTOPE & COMPOUND W/ RADIOACTIVITY ONLY	GBQ	16,930	140,431
2844400020	RADIOACT ELEMENT, ISOTOPE & COMPOUND, NESOI	MBQ	18,784,463	1,664,530
2844400050	ALLOYS, DISPERSIONS; RADIOACTIVE RESIDUES, NESOI	X		204,803
2844500000	SPENT FUEL ELEMENT (CARTRIDGE) OF NUCLEAR REATORS	KG	18,144	29,000
2845100000	HEAVY WATER (DEUTERIUM OXIDE)	KG	12,430	27,948
2845900000	ISOTOPE EXC HDG 2844; COMPOUND INORGAN/ORGAN,NESOI	KG	93	14,747
2846900000	COMPOUNDS, INORGAN/ORGAN, RARE-EARTH METALS, NESOI	KG	9,268	15,699
2847000000	HYDROGEN PEROXIDE, WHETHER/NOT SOLIDIFIED W/ UREA	KG	546,507	512,478
2849100000	CARBIDES, CHEMICALLY DEFINED OR NOT, OF CALCIUM	KG	11,513	5,000
2849201000	CARBIDE, CHEM DEFINED/NT, OF SILICON, CRUDE	KG	597	3,336
2849202000	CARBIDE, CHEM DEFINED/NT, IN GRAIN/GROUND/REFINED	KG	3,447	3,289
2849903000	CARBIDES, CHEM DEFINED/NOT, OF TUNGSTEN	CKG	7,237	662,321
2849906000	CARBIDES, WHETHER OR NOT CHEMICALLY DEFINED, NESOI	KG	9,043	94,215
2850000000	HYDRIDES & NITRIDES, CHEMICALLY DEFINED/NT, NESOI	KG	28,174	84,052
2851000000	OTHER INORGANIC COMPOUNDS; LIQ AIR; AMALGAMS,NESOI	X		309,572
	ORGANIC CHEMICALS.....	TOTAL		681,302,550
2901101000	ETHANE AND BUTANE	KG	63,532	39,277
2901106000	SAT ACYC HYDROCRBNS (EXCL ETHANE AND BUTANE)	KG	95,872	113,686

TABLE - 1 SHIPMENTS OF MERCHANDISE FROM THE UNITED STATES TO PUERTO RICO, BY COMMODITY:
FISCAL YEAR 2003

COMM CODE	DESCRIPTION	UNIT	QUANTITY	VALUE - $
2901210000	ETHYLENE (ETHENE)	KG	147,917	217,651
2901220000	PROPENE (PROPYLENE)	KG	87,636	42,038
2901243000	ISOPRENE	KG	38,024	16,983
2901291010	UNSAT LIN A OLFNS (C6-C30)UNMXED FR PETRO,SHAL ETC	KG	81,648	38,000
2901296000	UNSATURATED ACYCLIC HYDROCARBONS NEOSI	KG	21,884	12,005
2902110000	CYCLOHEXANE	KG	176,116	162,518
2902190000	CYCLANES, CYCLENES AND CYCLOTERPENES NESOI	KG	118,307	888,770
2902300000	TOLUENE	L	4,227,538	1,665,072
2902410000	ORTHO-XYLENE	L	193,792	64,000
2902440000	MIXED XYLENE ISOMERS	L	1,144,209	538,862
2902500000	STYRENE	KG	210,176	239,664
2902600000	ETHYLBENZENE	KG	7,110	16,746
2902903050	OTHER ALKYL AND POLYALKYL BENZENES	KG	33,364	134,331
2902909500	CYCLIC HYDROCARBONS NESOI	KG	31,387	94,215
2903110010	CHLOROMETHANE (METHYL CHLORIDE)	KG	416,400	174,416
2903110020	CHLOROETHANE (ETHYL CHLORIDE)	KG	90,332	52,676
2903120000	DICHLOROMETHANE (METHYLENE CHLORIDE)	KG	5,571,482	4,676,249
2903130000	CHLOROFORM	KG	191,613	171,083
2903140000	CARBON TETRACHLORIDE	KG	21,871	6,750
2903150000	1,2-DICHLOROETHANE (ETHYLENE DICHLORIDE)	KG	709,201	171,982
2903196050	OTHER SAT CHLORINATED DERIV OF ACYCL HYDROCARBONS	KG	5,445	18,653
2903210000	VINYL CHLORIDE (CHLOROETHYLENE)	KG	6,736	20,375
2903220000	TRICHLOROETHYLENE	KG	65,593	125,095
2903230000	TETRACHLOROETHYLENE (PERCHLOROETHYLENE)	KG	150,993	120,663
2903290000	OTHER UNSAT CHLORINTED DERIV OF ACYLC HYDROCARBONS	KG	20,851	39,040
2903300500	ETHYLENE DIBROMIDE	KG	24	2,737
2903301520	METHYL BROMIDE (BROMOMETHANE)	KG	156,967	120,780
2903301550	ACETYLENE TETRABROMIDE; ALKYLBROMIDES ETC.	KG	176,614	942,619
2903302010	FLUORINATED HYDROCARBONS	KG	164,278	870,443
2903302050	OTHER FLUOR, BROMIN OR IODIN DERIV OF ACYLC HYDCAR	KG	29,588	101,388
2903420000	DICHLORODIFLUOROMETHANE (CFC-12)	KG	42,539	277,608
2903440000	DICHLOROTETRAFLUOROETHAN(CFC-114)&CHLOROPE(CFC-115	KG	64,786	413,772
2903470000	OTHER PERHALOGENATED DERIVATIVES	KG	54,921	266,057
2903499010	CHLORODIFLUOROMETHANE (CFC-22 SERIES)	KG	342,859	752,046
2903499060	DERIV ACYLIC HYDRCARB CONT TWO OR MORE HALOGENS	KG	25,843	223,648
2903510000	1,2,3,4,5,6-HEXACHLOROCYCLOHEXANE	KG	37,363	12,117
2903590000	HALO DERIV OF CYCLANIC, CYCLENIC OR CYCLOTERPE,ETC	KG	2,306	8,920
2903690000	HALOGENTD DERIV OF AROM HYDROCARBONS NESOI	KG	1,891	9,360
2904100000	HYDROCARBON DERIV CONT ONLY SULFO GROUPS, ETC	KG	66,050	291,852
2905110000	METHANOL (METHYL ALCOHOL)	L	3,021,428	1,697,179
2905120010	PROPAN-1-OL	KG	72,198	124,048
2905120050	PROPAN-2-OL	KG	8,034,948	5,143,001
2905130000	BUTAN-1-OL (N-BUTYL ALCOHOL)	KG	220,946	219,027
2905141000	TERT-BUTYL ALCOHOL, PURITY LESS THAN 99% BY WEIGHT	KG	65,683	1,158,124
2905145010	2-METHYLPROPAN-1-OL (ISOBUTYL ALCOHOL)	KG	18,647	20,699
2905145050	OTHER BUTANOLS, NESOI	KG	1,512,544	4,749,471
2905150000	PENTANOL (AMYL ALCOHOL) AND ISOMERS THEREOF	KG	7,273	8,500
2905160050	OCTANOLS AND ISOMERS (EXC ETHYLHEXAN-1-OL)	KG	1,804,836	2,711,902
2905170000	LAURYL ALCOHOL, CETYL ALCOHOL AND STEARYL ALCOHOL	KG	152,180	232,869
2905190020	HEXYL ALCOHOL AND ISOMERS THEREOF	KG	622,758	873,675
2905190060	SATURATED ACYC MONOHYD ALCHLS AND THEIR DERIV ETC	KG	61,906	80,870
2905220000	UNSATURATED ACYCLIC MONOHYDRIC TERPENE ALCOHOLS	KG	48,475	817,864
2905299000	OTHER UNSATURATED ACYCLIC MONOHYDRIC ALCOHOLS,NESO	KG	8,217	16,038
2905310000	ETHYLENE GLYCOL (ETHANEDIOL)	KG	434,789	364,207
2905320000	PROPYLENE GLYCOL (PROPANE-1,2-DIOL)	KG	1,196,891	1,632,913
2905410000	2-ETHYL-2-(HYDROXYMETHYL)PROPANE-1,3-DIOL	KG	7,805	25,483
2905430000	MANNITOL	KG	352,918	1,464,055
2905440000	D-GLUCITOL (SORBITOL)	KG	2,965,606	3,818,343
2905450000	GLYCEROL	KG	536,812	863,156
2905490000	ACYCLIC POLYHYDRIC ALCOHOLS NESOI	KG	559,591	2,097,350
2905590000	HALO SULF NITRO OR NITRSATD DERIV OF ACYC ALCL NES	KG	28,894	101,813
2906110000	MENTHOL	KG	3,858	81,964
2906120000	CYCLOHEXANOL, METHYL AND DIMETHYL CYCLOHEXANOLS	KG	48,526	77,120
2906130000	STEROLS AND INOSITOLS	KG	654	8,100
2906140000	TERPINEOLS	KG	18,549	70,046
2906191000	4,4'-ISOPROPYLIDENEDICYCLOHEXANOL; & MIX ETC	KG	4,719	30,256
2906195000	OTHER CYCLANIC, ETC ALCOHOLS AND SULFO, ETC DERIV	KG	1,036	6,000
2906210000	BENZYL ALCOHOL	KG	10,639	36,644

TABLE - 1 SHIPMENTS OF MERCHANDISE FROM THE UNITED STATES TO PUERTO RICO, BY COMMODITY:
FISCAL YEAR 2003

COMM CODE	DESCRIPTION	UNIT	QUANTITY	VALUE - $
2906290000	AROMATIC ALCOHOLS AND THEIR HALO ETC DER NESOI	KG	1,556	19,783
2907110000	PHENOL (HYDROXYBENZENE) AND ITS SALTS	KG	13,567	11,066
2907120000	CRESOLS AND THEIR SALTS	KG	32,762	53,059
2907130000	OCTYLPHENOL, NONYLPHENOL INCL ISOMERS AND SALTS	KG	4,794	8,796
2907140000	XYLENOLS AND THEIR SALTS	KG	19,114	21,000
2907150000	NAPHTHOLS AND THEIR SALTS	KG	3,360	61,568
2907190000	MONOPHENOLS NOT ELSEWHERE SPECIFIED OR INCLUDED	KG	61	3,980
2907210000	RESORCINOL AND ITS SALTS	KG	29,992	240,328
2907220000	HYDROQUINONE (QUINOL)	KG	11,565	65,279
2907299000	OTHER POLYPHENOLS	KG	1,224	8,408
2908200000	DERIV OF PHENOLS OR PHENOL-ALCHLS CONT ONLY SULFO	KG	18	34,410
2909110000	DIETHYL ETHER	KG	2,786	17,585
2909191400	METHYL TERTIARY-BUTYL ETHER (MTBE)	KG	539,326	175,280
2909191800	ETHERS OF MONOHYDIRC ALCOHOLS, NESOI	KG	8,701	127,910
2909196000	ETHERS OF POLYHYDRIC ALCOHOLS, NESOI	KG	100,861	210,122
2909200000	CYCLANIC, ETC ETHERS AND THEIR HALO, ETC DERIV	KG	23,171	85,413
2909300000	AROMATIC ETHERS AND THEIR HALO, SULFO ETC DERIV	KG	6,422	202,074
2909410000	2,2-OXYDIETHANOL (DIETHYLENE GLYCOL, DIGOL)	KG	4,109,213	3,157,196
2909420000	MONOMETHYL ETHERS OF MONO OR DI-ETHYLENE GLYCOLS	KG	67,127	300,043
2909430000	MONOBUTYL ETHERS OF MONO OR DI-ETHYLENE GLYCOLS	KG	140,964	207,704
2909440000	OTHER MONOALKYL ETHERS OF MONO OR DI-ETHYLENE GLYC	KG	20,591	79,529
2909490000	ETHER-ALCOHOLS AND THEIR HALO ETC DERIV NESOI	KG	5,918,108	10,185,192
2909600000	ALCOHOL PEROXIDES, ETHER PEROX, KETONE PEROX ETC	KG	29,107	57,133
2910100000	OXIRANE (ETHYLENE OXIDE)	KG	133,113	328,585
2910200000	METHYLOXIRANE (PROPYLENE OXIDE)	KG	19,554	14,000
2910300000	1-CHLORO-2,3-EPOXYPROPANE (EPICHLOROHYDRIN)	KG	12,598	37,496
2910900000	EPOXIDES, EPOXYALCOHOLS ETC WITH 3-MEMBER RING ETC	KG	10,494	16,794
2911005000	ACETALS & HEMIACETALS,WITH OR W/O OTH OXY FUNC,NES	KG	2,007	19,235
2912110000	METHANAL (FORMALDEHYDE)	KG	553,969	274,000
2912120000	ETHANAL (ACETALDEHYDE)	KG	87,394	157,050
2912130000	BUTANAL (BUTYRALDEHYDE, NORMAL ISOMER)	KG	316,417	331,069
2912190000	ACYCLIC ALDEHYDES WITHOUT OTHER OXY FUNC NESOI	KG	4,160	100,290
2912210000	BENZALDEHYDE	KG	1,795,982	4,403,854
2912290000	CYCLIC ALDEHYDES WITHOUT OTHER OXY FUNC NESOI	KG	1,688	96,515
2912410000	VANILLIN (4-HYDROXY-3-METHOXYBENZALDEHYDE)	KG	19,334	2,225,519
2912420000	ETHYLVANILLIN (3-ETHOXY-4-HYDROXY-BENZALDEHYDE)	KG	4,125	44,086
2912490000	ALDEHYDE-ETHERS, ALDEHYDE-PHENOLS ETC NESOI	KG	264	36,951
2912505000	CYCLIC POLYMERS OF ALDEHYDES, NESOI	KG	42,122	131,577
2912600000	PARAFORMALDEHYDE	KG	1,814	17,000
2913000000	HALOGENATED, SULFONATED ETC DER OF PROD OF HD 2912	KG	26,400	153,120
2914110000	ACETONE (PROPANONE)	KG	6,575,707	3,878,817
2914120000	BUTANONE	KG	70,688	50,439
2914130000	4-METHYLPENTAN-2-ONE (METHYL ISOBUTYL KETONE)	KG	9,759	9,219
2914210000	CAMPHOR (2-CAMPHANONE)	KG	204,243	205,685
2914221000	CYCLOHEXNONE	KG	4,120	6,686
2914222000	METHYLCYCLOHEXANONES	KG	7,396,584	8,397,591
2914290000	CYCLANIC, ETC KETONES WITHOUT OTHER OXY FUNC NESOI	KG	10,775	23,707
2914399000	AROMATIC KETONES W OUT OTHER OXYGEN FUNCTION,NESOI	KG	14,400	188,064
2914401000	4-HYDROXY-4-METHYLPENTAN-2-ONE (DIACETONE ALCOHOL)	KG	8,431	6,170
2914404000	AROMATIC KETONE-ALCOHOLS AND KETONE-ALDEHYDES,NESO	KG	16,366	210,742
2914406000	1,3-DIHYDROXYACETONE	KG	9,482	24,142
2914500000	KETONE-PHENOLS AND KETONES WITH OTHER OXYGEN FUNCT	KG	85,801	209,894
2914610000	ANTHRAQUINONE	KG	1,670	5,760
2914691000	QUINONE PHOTOGRAPHIC CHEMICALS	KG	331,034	368,444
2914692000	QUINONE DRUGS	KG	10,596	160,770
2914696000	1,4-DIHYDROXYANTHRAQUINONE; & 2-ETHYLANTHRAQUINONE	KG	28	9,055
2914699000	OTHER QUINONES	KG	1,023	8,350
2914700000	HALO, SULFO, ETC DERIV OF KETONE-ALCOHOLS ETC	KG	24,563	106,406
2915110000	FORMIC ACID	KG	21,809	49,191
2915120000	SALTS OF FORMIC ACID	KG	110,154	23,936
2915210000	ACETIC ACID	KG	1,307,851	1,421,320
2915220000	SODIUM ACETATE	KG	40,850	75,484
2915240000	ACETIC ANHYDRIDE	KG	20,854	36,567
2915290000	OTHER SALTS OF ACETIC ACID	KG	69,681	373,615
2915310000	ETHYL ACETATE	KG	1,961,970	2,342,251
2915320000	VINYL ACETATE	KG	1,050,555	725,414
2915330000	NORMAL BUTYL ACETATE	KG	94,641	99,422
2915340000	ISOBUTYL ACETATE	KG	9,097	7,934

TABLE - 1 SHIPMENTS OF MERCHANDISE FROM THE UNITED STATES TO PUERTO RICO, BY COMMODITY:
FISCAL YEAR 2003

COMM CODE	DESCRIPTION	UNIT	QUANTITY	VALUE - $
2915350000	2-ETHOXYETHYL ACETATE	KG	4,399	4,628
2915394510	NORMAL-PROPYL ACETATE	KG	216,420	339,889
2915399050	ESTERS OF ACETIC ACID NESOI	KG	1,056,104	3,157,138
2915400000	MONO-, DI- OR TRICHLOROACETIC ACIDS, THEIR DERIV	KG	25,303	121,658
2915501000	PROPIONIC ACID	KG	1,255,214	957,965
2915503000	OTHER SALTS AND ESTERS OF PROPIONIC ACID	KG	54,359	69,000
2915700000	PALMITIC ACID, STEARIC ACID, THEIR SALTS AND ESTRS	KG	127,176	378,007
2915900000	SAT ACYCLIC MONOCARBOXY ACIDS AND DERIV NESOI	KG	698,928	22,188,757
2916110000	ACRYLIC ACID AND ITS SALTS	KG	16,676	33,709
2916125010	ETHYL ACRYLATE	KG	161,181	78,102
2916125020	METHYL ACRYLATE	KG	314	42,739
2916125030	BUTYL ACRYLATE	KG	312,638	271,995
2916126000	ESTERS OF ACRYLIC ACID NESOI	KG	1,020	6,228
2916130000	METHACRYLIC ACID AND ITS SALTS	KG	317	62,579
2916141000	DICYCLOPENTENYLOXYETHYL METHACRYLATE	KG	3,819	45,771
2916142010	ETHYL METHACRYLATE	KG	839	52,785
2916142020	METHYL METHACRYLATE	KG	164,464	160,858
2916142050	OTHER ESTERS OF METHACRYLIC ACID	KG	146,871	693,212
2916155000	SALTS AND ESTERS OF OLEIC, LINOLEIC ETC ACIDS	KG	2,790	6,658
2916191000	POTASSIUM SORBATE	KG	2,278	19,616
2916192000	SORBIC ACID	KG	4,066	37,700
2916194000	UNSAT ACYCLIC MONOCARBOX ACIDS AND DERIV NESOI	KG	701	32,424
2916201000	(2,3,5,6-TETRAFLUORO-4-METHYLPHENYL)-METHYL-(1A-3A	KG	1,143	6,000
2916205000	CYCLANIC, ETC MONOCARBOXYLIC ACIDS AND THEIR DERIV	KG	189,945	1,686,303
2916310000	BENZOIC ACID, ITS SALTS AND ESTERS	KG	138,567	341,818
2916321000	BENZOYL PEROXIDE	KG	29,008	140,472
2916322000	BENZOYL CHLORIDE	KG	107	11,376
2916341500	PHENYLACETIC ACID/ITS SALTS,ODORIFEROUS/FLAVOR COM	KG	71,148	169,842
2916351500	ESTERS OF PHENYLACETIC ACID,ODORIFEROUS/FLAVOR CMP	KG	163,726	1,961,570
2916353550	ESTERS OF PHENYLACETIC ACID, NESOI	KG	89,352	2,348,611
2916390000	AROMATIC MONOCARBOX ACIDS AND DERIV ETC NESOI	KG	1,465	34,115
2917110000	OXALIC ACID, ITS SALTS AND ESTERS	KG	3,086	17,305
2917122000	SALT AND ESTER PLASTICIZERS OF ADIPIC ACID	KG	3,617	8,500
2917140000	MALEIC ANHYDRIDE	KG	3,758	8,500
2917191000	FERROUS FUMARATE	KG	43,491	60,886
2917194500	ACYCLIC POLYCARBOX ACID&DERIV WHOLE/PT AROM HYDCBN	KG	2,019	29,116
2917197025	ACYCLIC POLYCARBOXYLIC ACIDS PLASTICIZERS	KG	4,995	22,177
2917197055	ACYCLIC POLYCARBOXYLIC ACIDS & DERIV, NESOI	KG	19,422	39,237
2917200000	CYCLANIC, ETC POLYCARBOXYLIC ACIDS AND THEIR DERIV	KG	104	48,782
2917310000	DIBUTYL ORTHOPHTHALATES	KG	2,246	2,871
2917340000	OTHER ESTERS OF ORTHOPHTHALIC ACID	KG	40,085	73,043
2917350000	PHTHALIC ANHYDRIDE	KG	59,097	95,100
2917370000	DIMETHYL TEREPHTHALATE	KG	191,680	139,868
2917391500	ISOPHTHALIC ACID	KG	2	6,436
2917394000	AROMATIC POLYCARBOXYLIC ACIDS,ETC NESOI	KG	1,746	12,025
2918110000	LACTIC ACID, ITS SALTS AND ESTERS	KG	3,887	25,910
2918140000	CITRIC ACID	KG	2,336,600	2,916,475
2918150000	SALTS AND ESTERS OF CITRIC ACID	KG	1,245,202	1,692,402
2918191350	PHENYLGLYCOLIC ACID, ITS SALTS AND ESTERS	KG	18,144	13,500
2918191550	CARBOX ACIDS WITH ALCOHOL FUNCT ETC NESOI	KG	42,738	92,003
2918211000	SALICYLIC ACID AND ITS SALTS SUIT FOR MEDICIN USE	KG	2,802	31,522
2918220000	ACETYLSALICYLIC ACID (ASPIRIN), SALTS AND ESTERS	KG	221,212	1,345,990
2918290000	CARBOXYLIC ACIDS WITH PHENOL FUNCTION ETC NESOI	KG	18,769	31,059
2918902010	2,4-DICHLOROPHENOXYACETIC ACID; ITS SALTS AND ESTS	KG	2,154	35,152
2918906000	CARBOXYLIC ACIDS WITH ADDITIONAL OXY FUNC NESOI	KG	44,636	358,356
2919001500	TRIPHENYL PHOSPHATE	KG	16,680	12,000
2919002500	AROMATIC PLASTICIZERS OF PHOSPHORIC ESTERS, NESOI	KG	62	4,279
2919005010	NON AROMATIC PHOSPHORIC ESTERS & DERIV,PLASTICIZER	KG	5,554	9,572
2919005050	NON AROMATIC PHOSPHORIC ESTERS & THEIR DERIV,NESOI	KG	35,928	22,331
2920100000	THIOPHOSPHORIC ESTERS AND THEIR SALTS AND DERIV	KG	20,000	56,900
2920900000	ESTERS OF OTHER INORGANIC ACIDS, ETC NESOI	KG	146,721	667,238
2921110000	METHYLAMINE, DI OR TRIMETHYLAMINE AND THEIR SALTS	KG	808,981	3,313,352
2921120000	DIETHYLAMINE AND ITS SALTS	KG	22,147	58,590
2921191000	MONO- AND TRIETHYLAMINES,ETC AND THEIR SALTS	KG	166,786	1,275,326
2921193000	3-AMINO-3-METHYL-1-BUTYNE;2-CHLORO-N,N-DIMETHYLETH	KG	147,287	229,288
2921196000	OTHER ACYCLIC MONOAMINES & THEIR DERIVATIVES,NESOI	KG	3,900	22,825
2921210000	ETHYLENEDIAMINE AND ITS SALTS	KG	60,619	141,282
2921220000	HEXAMETHYLENEDIAMINE AND ITS SALTS	KG	22,026	98,170

TABLE - 1 SHIPMENTS OF MERCHANDISE FROM THE UNITED STATES TO PUERTO RICO, BY COMMODITY:
FISCAL YEAR 2003

COMM CODE	DESCRIPTION	UNIT	QUANTITY	VALUE - $
2921290020	TRIETHYLENETETRAMINE	KG	23,711	105,521
2921290030	DIETHYLENETRIAMINE	KG	11,174	65,745
2921290055	OTHER ACYCLIC POLYAMINES AND DERIV; SALTS THEREOF	KG	126,878	318,993
2921300000	CYCLANIC, CYCLENIC ETC MONO- OR POLYAMINES ETC	KG	43,487	143,831
2921420000	ANILINE DERIVATIVES AND THEIR SALTS	KG	503	24,935
2921430000	TOLUIDINES (AMINOTOLUENES) AND THEIR DERIVATIVES,	KG	3,760	67,852
2921440000	DIPHENYLAMINE AND ITS DERIVATIVES; SALTS THEREOF	KG	2,951	10,743
2921490002	AROMATIC MONOAMINES NESOI AND THEIR DERIVATIV	KG	706	159,234
2921510000	O-, M-, P-PHENYLENEDIAMINE, DIAMINOTOLUENES ETC	KG	13,933	174,006
2921590000	AROMATIC POLYAMINES NESOI AND THEIR DERIVATIV	KG	5,597	19,000
2922110000	MONOETHANOLAMINE AND ITS SALTS	KG	710,200	759,994
2922120000	DIETHANOLAMINE AND ITS SALTS	KG	24,442	35,398
2922130000	TRIETHANOLAMINE AND ITS SALTS	KG	1,828,217	10,497,636
2922140000	DEXTROPROPOXYPHENE (INN) AND ITS SALTS	KG	15,518	1,873,113
2922191950	AROMATIC DRUGS, CONTAIN ONLY ONE OXYGEN FUNCTION	KG	21,550	624,952
2922199550	AMINO-ALCOHOLS, THEIR ETHERS ETC NESOI	KG	148,697	265,979
2922210000	AMINOHYDROXYNAPHTHALENESULFONIC ACIDS AND SALTS	KG	145,155	187,659
2922290000	AMINO-NAPHTHOLS AND OTHER AMINO-PHENOLS NESOI	KG	14,289	59,215
2922390000	AMINO-ALDEHYDES, AMINO-KETONES AND AMINO-QUIN ETC	KG	4,238	135,600
2922410000	LYSINE AND ITS ESTERS; SALTS THEREOF	KG	156,000	280,300
2922491000	M-AMINOBENZOIC ACID, TECHNICAL;L-PHENYLALANINE ETC	KG	9,558	1,568,806
2922492050	AROMATIC AMINO-ACIDS ETC FOR USE AS DRUGS	KG	19,720	271,392
2922493800	AROMATIC AMINO-ACIDS AND THEIR ESTERS ETC NESOI	KG	7,237	65,178
2922498050	AMINO-ACIDS (EXCLUDING AROMATIC) ETC NESOI	KG	888,947	127,070,872
2922504500	AROMATIC AMINO-ALCOHOL-PHENOL, OTH AMINO W OXG ETC	KG	937,022	4,709,077
2922505000	NON-AROMATIC AMINO-COMPOUNDS WITH OXYGEN FUNCTION	KG	476,746	19,868,864
2923100000	CHOLINE AND ITS SALTS	KG	515,661	527,333
2923201000	PURIFIED EGG PHOSPHOLIPIDS, PHARMACDUTICAL GRADE	KG	16,233	582,628
2923202000	LECITHINS AND OTHER PHOSPHOAMINOLIPIDS, NESOI	KG	20,517	74,726
2923900000	OTHER QUATERNARY AMMONIUM SALTS AND HYDROXIDES	KG	872,686	2,994,412
2924190000	ACYCLIC AMIDES AND THEIR DERIV ETC, NESOI	KG	514,122	751,282
2924210000	UREINES AND THEIR DERIVATIVES; SALTS THEREOF	KG	340	11,618
2924231000	2-ACETAMIDOBENZOIC ACID	KG	5,729	33,750
2924237650	2-ACETAMIDOBENZOIC ACID, INCLUDING SALTS, NESOI	KG	5,744	37,170
2924297597	AROMATIC CYCLIC AMIDES (INC CYCLIC CARBAMATES) ETC	KG	43,049	1,568,125
2924298000	2,2-DIMETHYLCYCLOPROPYLCARBOXAMIDE	KG	476	8,090
2924299500	OTHER NON-AROM CYCLIC AMIDES & THEIR DERIV, NESOI	KG	4,673,604	34,121,115
2925110000	SACCHARIN AND ITS SALTS	KG	19,192	82,552
2925120000	GLUTETHIMIDE (INN)	KG	2,256	37,788
2925190002	IMIDES AND THEIR DERIVATIVES (EXC SACCHARINE) ETC	KG	396	21,592
2925204500	AROMATIC IMINES AND DERIVATIVES; SALTS THEREOF	KG	178	11,174
2925209000	IMINES AND THEIR DERIVATIVES, ETC NESOI	KG	15,992	218,200
2926100000	ACRYLONITRILE	KG	84,313	50,000
2926200000	1-CYANOGUANIDINE (DICYANDIAMIDE)	KG	32,432	51,513
2926900002	NITRILE FUNCTION COMPOUNDS, NESOI	KG	1,852,223	4,326,645
2928001000	METHYL ETHYL KETOXIME	KG	37,163	51,982
2928001500	PHENYLHYDRAZINE	KG	570	27,100
2928003000	NON-AROM ORGAN DERIV OF HYDRAZINE ETC USED AS DRUG	KG	6,777	55,000
2928005000	NON-AROM ORGAN DERIV OF HYDRAZINE ETC (EXC DRUGS)	KG	69,041	821,359
2929101000	TOLUENEDIISOCYANATES (UNMIXED)	KG	929,415	754,522
2929101500	MIXTURES OF 2,4- AND 2,6-TOLUENE DIISOCYANATES	KG	243,861	484,182
2929108010	METHYLENEDI-PHENYLENE ISOCYANATE (MDI)	KG	24,403	128,030
2929108050	ISOCYANATES NESOI	KG	166,567	424,902
2929900000	COMPOUNDS WITH OTHER NITROGEN FUNCTION NESOI	KG	26,322	33,646
2930206050	THIOCARBAMATES AND DITHIOCARBAMATES NESOI	KG	37,078	204,334
2930303000	TETRAMETHYLTHIURAM MONOSULFIDE	KG	190	2,520
2930901000	OTHER AROM ORGANO-SULFUR CMPDS USED AS PESTICIDES	KG	21,943	72,252
2930902000	OTHER AROM ORG-SULF CMPDS (EXCL PESTICIDES)	KG	594,408	8,005,814
2930903500	NON-AROMATIC ORGANO-SULFUR CMPDS USED AS PESTICIDE	KG	117	4,978
2930904550	OTHER ORGANO-SULFUR ACID COMPOUNDS	KG	235,880	464,554
2930909015	CYSTEINE HYDROCHLORIDE AND ISOOCTYL THIOGLYCOLATE	KG	832	10,776
2930909060	ORGANO-SULFUR COMPOUNDS NESOI	KG	8,498	99,742
2931002200	AROMATIC ORGANO-INORGANIC COMPOUNDS USED AS DRUGS	KG	3,269	696,857
2931009055	ORGANO-INORGANIC COMPOUNDS NESOI	KG	15,897	144,784
2932110000	TETRAHYDROFURAN	KG	1,153,305	2,058,528
2932120000	2-FURALDEHYDE (FURFURALDEHYDE)	KG	375	4,146
2932291000	AROMATIC LACTONES USED AS PESTICIDES	KG	4,482	25,810
2932292000	AROMATIC LACTONES USED AS DRUGS	KG	11,330	8,901,581

TABLE - 1 SHIPMENTS OF MERCHANDISE FROM THE UNITED STATES TO PUERTO RICO, BY COMMODITY:
FISCAL YEAR 2003

COMM CODE	DESCRIPTION	UNIT	QUANTITY	VALUE - $
2932296000	LACTONES NESOI	KG	46,706	4,732,112
2932990400	2,2-DIMETHYL-1,3-BENZODIOXOL-4-YL METHYLCARBAMATE	KG	4,656	59,896
2932990800	2-ETHOXY-2,3-DIHYDRO-3,3-DIMETHYL-5-BENZOFURSULFON	KG	768,733	1,489,133
2932992000	AROMATIC HETEROCYCLIC PESTICIDES ETC NESOI	KG	8,068	35,372
2932995500	BIS-O-[(4-METHYLPHENYL)-METHYLENE]-D-GLUCITOL	KG	1,578	102,968
2932996560	AROMATIC PESTICIDES WITH OXY HETERO-ATOM(S) NESOI	KG	1,644	5,328
2932999000	HETEROCYC CMPDS WITH OXY HETERO-ATOM(S) NESOI	KG	2,336	903,000
2933110000	PHENAZONE (ANTIPYRINE) AND ITS DERIVATIVES	KG	7,449	921,989
2933194350	AROM OR MOD AROM CONT AN UNFUSED PYRAZOLE RG ETC	KG	966	47,815
2933199050	CMPDS CONT AN UNFUSED PYRAZOLE RNG ETC NESOI	KG	103	11,119
2933210000	HYDANTOIN AND ITS DERIVATIVES	KG	67,741	1,909,512
2933290000	CMPDS CONT AN UNFUSED IMIDAZOLE RING ETC NESOI	KG	687	91,529
2933310000	PYRIDINE AND ITS SALTS	KG	136,572	983,253
2933321000	PIPERIDINE CONT AN UNFUSED PYRIDINE RING ETC	KG	6,339	250,393
2933325000	PIPERIDINE, CONT UNFUSED PYRIDINE RING, NESOI	KG	3,265	198,000
2933330000	ALFENTANIL, AMILERIDINE, BEZITRAMIDE(INN), ETC.	KG	879	14,061
2933399060	CMPDS CONT AN UNFUSED PYRIDINE RING ETC NESOI	KG	44,138	12,165,731
2933492250	DRUGS CONT A QUINOLINE OR ISOQUINOLINE RNG-SYS ETC	KG	124,467	17,535,037
2933497050	CMPDS CONTAIN QUINOLINE/ISOQUINOLINE RING, NESOI	KG	88,862	2,380,195
2933520000	MALONYLUREA (BARBITURIC ACID) AND ITS SALTS	KG	64	30,202
2933530000	ALLOBARBITAL, AMOBARBITAL, BARBITAL (INN) NESOI	KG	6,218	1,754,143
2933590500	PESTICIDES CONT A PYRIMIDINE RING OR PIPERAZINE RN	KG	635	1,550,252
2933595960	DRUGS CONT A PYRIMIDINE OR PIPERAZINE RING ETC	KG	742	1,722,827
2933599550	CMPDS CONT A PYRIMIDINE OR PIPERAZINE RING, NESOI	KG	5,534	13,000
2933690000	CMPDS (EXC MELAMINE) CONT AN UNFUSED TRIAZINE RING	KG	4,463	16,808
2933790002	LACTAMS, NESOI	KG	1,082	5,820
2933910000	ALPRAZOLAM, CAMAZEPAM, CHORDIAZEPOXIDE (INN), ETC.	KG	10,080	3,940,963
2933990500	ACRIDINE (10-AZAANTHRACENE) AND INDOLE	KG	3,107	12,450
2933991300	AROMATIC OR MOD AROMATIC HETEROCYCLIC CMPNDS	KG	853	4,585
2933992350	AROMATIC OR MODIFIED AROMATIC PESTICIDES	KG	2,209	263,952
2933992400	AROMATIC/ MODIFIED AROMATIC PHOTOGRAPHIC CHEMICALS	KG	34,258	592,212
2933992600	ANTIHISTAMINES	KG	7,367	7,275,029
2933994600	ANTI-INFECTIVE AGENTS, NESOI	KG	24,700	660,360
2933995300	CARDIOVASCULAR DRUGS, NESOI	KG	48,347	2,141,623
2933995500	ANALGESICS, ANTIPYRETICS AND NON-HORMONAL ETC	KG	1,472	401,829
2933995800	CLOZAPINE; DROPERIDOL; AND IMIPRAMINE HYDROCHLORID	KG	31	2,760
2933996100	ANTIDEPRESSANTS, TRANQUILIERS ETC, NESOI	KG	1,276	638,815
2933996500	ANTICONVULSANTS, HYPNOTICS AND SEDATIVES	KG	14,093	2,388,100
2933997000	DRUGS PRIM AFFECT THE CENT NERV SYSTEM, NESOI	KG	33,896	1,867,496
2933997500	AROMATIC OR MOD AROMATIC DRUGS W/NITROGEN ETC, NES	KG	1	4,614
2933998350	AROM OR MOD-AROM HETEROCYCLIC CMPDS ETC, NESOI	KG	9,446	404,429
2933999550	HETEROCYCL CMPDS (EXC AROM OR MOD-AROM) ETC NESOI	KG	2,278	19,035
2934100000	CMPDS CONT AN UNFUSED THIAZOLE RING IN THE STRUCT	KG	58	41,370
2934200000	CMPDS CONT A BENZOTHIAZOLE RING-SYSTEM ETC	KG	18,600	30,711
2934301000	BUTAPERAZINE MALEATE; CHLORPROMAZINE; ETC	KG	211,637	105,972
2934302300	ANTIDEPRESSANTS, TRANQUILIZERS AND OTHER PSCH AGTS	KG	1,083	695,851
2934302700	OTHER DRUGS CONT A PHENOTHIAZINE RING SYSTEM ETC	KG	3,128,372	7,613,826
2934305050	CMPDS (EXC DRUGS) CONT A PHENOTHIAZINE RING ETC	KG	104,498	7,809,549
2934910000	AMINOREX, BROTIZOLAM, CLOTIAZEPAM (INN) ETC.	KG	13,923	5,489,028
2934990000	NUCLEIC ACIDS & THER SALTS;HETEROCYCLIC COMP,NESOI	KG	5,735	4,889,917
2935004000	SULFONAMIDES USED AS DRUGS	KG	338,543	86,433,535
2935009550	SULFONAMIDES, EXCLUDING DRUGS	KG	337,191	8,335,644
2936100000	PROVITAMINS, UNMIXED	KG	170,255	1,865,738
2936210000	VITAMINS A AND THEIR DERIVATIVES UNMIXED	KG	130,935	1,374,940
2936220000	VITAMIN B1 (THIAMINE) AND ITS DERIVATIVES	KG	1,064	20,689
2936230000	VITAMIN B2 (RIBOFLAVIN) AND ITS DERIVATIVES	KG	604	11,698
2936240000	D- OR DL-PANTOTHENIC ACID (VITMIN B3 OR B5)AND DER	KG	3,856	51,395
2936260000	VITAMIN B12 AND ITS DERIVATIVES	KG	7,068	186,582
2936270000	VITAMIN C (ASCORBIC ACID) AND ITS DERIVATIVES	KG	29,982	829,562
2936280000	VITAMIN E AND ITS DERIVATIVES	KG	5,041	165,739
2936291000	FOLIC ACID	KG	135	12,609
2936291500	NIACIN AND NIACINAMIDE	KG	25,598	136,306
2936299055	OTHER VITAMINS AND THEIR DERIVATIVES, NESOI	KG	97,934	1,923,770
2936900000	OTHER INCLUDING NATURAL CONCENTRATES	KG	214,112	2,259,034
2937110000	SOMATOTROPIN, ITS DERIVS & STRUCT ANALOGUES	GM	926,411	1,838,577
2937120000	INSULIN AND ITS SALTS	GM	63,950	26,952
2937190000	POLYPEPTIDE, PROTEIN & GLYCOPROTEIN HORMONES	GM	25,031	52,944
2937210000	CORTISONE, HYDROCORTISONE, PREDNISONE, ETC	GM	2,694,018	2,931,420

TABLE - 1 SHIPMENTS OF MERCHANDISE FROM THE UNITED STATES TO PUERTO RICO, BY COMMODITY:
FISCAL YEAR 2003

COMM CODE	DESCRIPTION	UNIT	QUANTITY	VALUE - $
2937220000	HALOGENATED DERIV OF ADRENAL CORTICAL HORMONES	GM	1,595,377	8,827,702
2937230000	ESTROGENS AND PROGESTINS	GM	2,021,518	1,296,576
2937290000	ADRENAL CORTICAL HORMONES AND DERIV NESOI	GM	4,728,011	4,088,972
2937310000	EPINEPHRINE	GM	1,723,958	3,912,422
2937390000	CATECHOLAMINE HORMONES (EXCL EPINEPHRINE), ETC	GM	255,001	484,500
2937400000	AMINO-ACID DERIVATIVES	GM	55,001	34,331
2937900000	HORMONES, PROSTGLNDINS, ETC DERIV & ANALOGS, NESOI	GM	489,512	594,269
2938100000	RUTOSIDE (RUTIN) AND ITS DERIVATIVES)	KG	3,197	40,725
2938900000	OTHER GLYCOSIDES, NATURAL OR SYNTHETIC AND DERIV	KG	186	39,293
2939110000	CONCENTRATE POPPY STRW; BUPRENORPHINE,ETC & SALTS	GM	383,407	825,050
2939190000	ALKALOIDS OF OPIUM AND THEIR DERIV, SALTS, NESOI	GM	132,000	179,000
2939210000	QUININE AND ITS SALTS	GM	7,841,001	450,000
2939290000	ALKALOIDS OF CINCHONA AND THEIR DERIV NESOI	GM	35,420,043	8,642,470
2939300000	CAFFEINE AND ITS SALTS	KG	142,595	1,606,400
2939420000	PSEUDOEPHEDRINE AND THEIR SALTS	KG	70,705	3,156,586
2939490100	EPHEDRINES AND THEIR SALTS, NESOI	KG	43	2,765
2939590000	THEOPHYLLINE & AMINOPHYLLINE & DERIVS, SALTS NESOI	KG	8,082	197,452
2939910000	COCAINE,ECGONINE,LEVOMETAMINE ETC; SALTS & DERIVAT	KG	1,062	7,000
2939990000	VEGETABLE ALKALOIDS, NATURAL OR REPRODUCED NESOI	KG	39	13,475
2940002000	D-ARABINOSE SUGAR, CHEM PURE EXC (SUCROSE ETC.)	KG	39,734	177,301
2940006000	SUGARS, CHEM PURE (EXC SUCROSE, LACTOSE, ETC)NESOI	KG	1,358,864	6,576,427
2941101000	AMPICILLIN AND ITS SALTS	KG	264,156	1,055,911
2941102000	PENICILLIN G AND ITS SALTS	KG	227	268,769
2941106000	PENICILLINS AND THEIR DERIVATIVES ETC NESOI	KG	151,003	4,599,731
2941300000	TETRACYCLINES AND THEIR DERIVATIVES; SALTS THEREOF	GM	2,894,360	9,366,551
2941500000	ERYTHROMYCIN AND ITS DERIVATIVES; SALTS THEREOF	GM	21,337,317	8,752,697
2941901010	AMINOGLYCOSIDE ANTIBIOTICS	KG	6,868	779,031
2941906000	ANTIBIOTICS NESOI	KG	1,374,023	34,135,584
2942000000	ORGANIC COMPOUNDS NESOI	KG	122,732	4,250,617
	PHARMACEUTICAL PRODUCTS.....	TOTAL		2,786,707,926
3001100000	GLANDS AND OTHER ORGANS, DRIED, INCL POWDERED	KG	1,621	143,320
3001200000	EXTRACTS OF GLANDS OR OTHER ORGS OR SECRETIONS	KG	221	14,074
3001900000	HEPARIN AND ITS SALTS; OTHER HUMAN OR ANIMAL SUBST	KG	26,497	1,015,790
3002100110	HUMAN BLOOD PLASMA	KG	6,369	3,220,710
3002100120	NORMAL HUMAN BLOOD SERA, INCLUDING FREEZE-DRIED	KG	7,399	2,448,420
3002100130	HUMAN IMMUNE BLOOD SERA	KG	6,976	2,038,804
3002100140	FETAL BOVINE SERUM (FBS)	KG	13,933	2,622,703
3002100190	OTHER BLOOD FRACTIONS NESOI	KG	106,768	8,971,245
3002200000	VACCINES FOR HUMAN MEDICINE	KG	353,267	35,810,046
3002300000	VACCINES FOR VETRINARY MEDICINE	KG	17,173	655,249
3002901000	FERMENTS	KG	1,192	144,116
3002905110	WHOLE HUMAN BLOOD	KG	3,084	613,962
3002905120	ANTIALLERGENIC PREPERATIONS	KG	495	259,910
3002905150	OTR TOXINS MICROORGANISM CULTURES & SIM PROD NESOI	KG	9,718	9,304,403
3003100000	MEDICAMENTS CONT PENICILLINS OR DERIVATIVES ETC	KG	372,756	29,106,297
3003200000	MEDICAMENTS CONTAINING OTHER ANTIBIOTICS ETC	KG	26,898	3,393,329
3003310000	MEDICAMENTS CONTAINING INSULIN BUT NOT ANTIBIOTICS	KG	2,212	976,092
3003390000	MEDICAMENT CONT HORMONES OR PROD OF HD 2937 ETC	X		75,316,148
3003400000	MEDICAMENTS CONTAINING ALKALOIDS OR DERIVAT ETC	KG	7,712	124,811
3003900000	OTHER MEDICAMENTS (EXC GOODS OF HDS 3002,3005 ETC)	KG	530,177	222,574,379
3004101010	MEDICAMENTS CONT PENICILLIN G SLTS FOR VETRIN USE	KG	61,639	2,398,844
3004101020	PENICILLIN G SALTS(SINGLES) NOT FOR VETERINARY USE	KG	2,784	148,249
3004101045	COMBINATION ANTIBIOTICS CONT PENICILLIN G SALT ETC	KG	15,265	830,182
3004105010	MEDICAMENTS CONTAINING PENICILLINS OR DERIV ETC	KG	80,233	2,622,836
3004105045	COMBINATION ANTIBIOTICS, NOT FOR VETER USE NESOI	KG	20,877	5,682,616
3004105060	MEDICAMENTS CONT PENICILLINS OR STREPTOMYCINS ETC	KG	206,773	20,848,663
3004200010	MEDICAMENTS CONT ANTIBIOTICS NESOI, VET USE	KG	261,721	5,624,061
3004200020	ERYTHROMYCIN, SINGLES OR IN COMB ETC NOT FOR VET	KG	5,396,300	67,304,892
3004200030	TETRACYCLINE, SINGLES OR IN COMB ETC NOT FOR VET	KG	42,593	2,662,768
3004200060	OTHER ANTIBIOTICS NESOI,NOT FOR VETERINARY	KG	1,383,517	38,235,098
3004310000	MEDICAMENTS CONT INSULIN BUT NOT CONT ANTIBIOTICS	KG	502,660	15,246,947
3004320000	MEDICAMENTS CONT ADRENAL CORTEX HORMONES ETC	KG	242,545	21,352,937
3004390010	PROD OF HEAD 2937 BUT NOT CONT ANTIBIO NESOI	KG	21,881	1,883,807
3004390050	PROD OF HEAD 2937 ETC,NOT FOR VETERINARY USE,ETC	KG	2,020,934	27,593,191
3004400005	MEDICAMENTS CONTAINING ALKALOIDS OR DERIVATIV ETC	KG	67,587	6,450,540
3004400010	CARDIOVASCULAR MEDICAMENTS	KG	59,998	39,554,103

TABLE - 1 SHIPMENTS OF MERCHANDISE FROM THE UNITED STATES TO PUERTO RICO, BY COMMODITY:
FISCAL YEAR 2003

COMM CODE	DESCRIPTION	UNIT	QUANTITY	VALUE - $
3004400020	ANTICONVULSANTS, HYPNOTICS AND SEDATIVES	KG	21,552	4,753,823
3004400030	ANTIDEPRESSANTS, TRANQUILIZERS AND OTHER PSYCH AGT	KG	239,510	26,080,240
3004400040	OTHER MEDICAMENTS PRIM AFFECTING THE CNS NESOI	KG	940,581	343,403,089
3004400050	DERMATOLOGICAL AGENTS AND LOCAL ANESTHETICS	KG	21,541	3,196,569
3004400060	MEDICAMENTS AFFECTING EYES,EARS OR RESPIRATORY SYS	KG	94,504	12,538,321
3004400070	OTHER MEDICAMENTS CONTAINING ALKALOIDS ETC	KG	338,148	35,629,061
3004504500	MEDICAMENTS OF HEADING 2936 CONT VITAMINS ETC	KG	2,146,698	5,391,997
3004505005	OTHER MEDICAMENTS CONT VITAMINS ETC, NESOI	KG	27,608	660,330
3004505010	SINGLE VITAMINS,COMB WITH MINERLS OR OTHER NUTRNTS	KG	112,359	2,068,029
3004505020	SINGLE VITAMINS,NOT COMB WITH MINERLS/NUTRIENTS	KG	19,723	347,052
3004505030	MULT VITAMINS COMB WITH MINERLS OR OTHER NUTRIENTS	KG	618,886	11,494,928
3004505040	MULT VITAMINS NOT COMB WITH MINERLS/NUTRIENTS	KG	1,106,424	7,256,115
3004901000	MEDICAMENTS CONT ANTIGENS OR HYALURONIC ACID,ETC	KG	6,193,402	40,169,714
3004909103	MEDICAMENTS FOR VETERINARY USE IN DOSES/PKG,NESOI	KG	41,575	25,806,273
3004909105	SULFONAMIDES IN DOSED/PKG FOR RETAIL SALE	KG	393,381	63,800,863
3004909110	ANTI-INFECTIVE MEDICAMENTS NESOI	KG	357,382	113,179,369
3004909115	ANTINEOPLASTIC AND IMMUNOSUPRESSIVE MEDICAMENTS	KG	89,408	77,074,712
3004909120	CARDIOVASCULAR MEDICAMENTS IN DOSES/PKG FR RT SALE	KG	184,202	168,971,243
3004909125	ANALGESICS, ANTIPYRETICS AND NONHORM ANTI-INFL ETC	KG	1,385,174	44,873,000
3004909130	ANTICONVULSANTS, HYPNOTICS & SEDATIVES FR RTL SALE	KG	61,841	5,693,815
3004909135	ANTIDEPRESSANTS, TRANQUILIZERS AND OTHER PSYCH AGT	KG	712,524	63,458,822
3004909140	MEDICAMENTS PRIM AFFECT THE CENT NER SYSTEM,NESOI	KG	494,727	23,702,246
3004909145	DERMATOLOGICAL AGENTS AND LOCAL ANESTHETICS ETC.	KG	2,041,007	28,772,692
3004909150	LAXATIVES IN MEAS DOSES/PKG FOR RETAIL SALE	KG	228,890	1,491,774
3004909155	ANTACIDS IN MEAS DOSES/PKG FOR RETAIL SALE	KG	116,244	1,042,795
3004909160	MEDICAMENTS PRIMARILY AFFECT DIGEST SYSTEM NESOI	KG	798,739	120,013,768
3004909165	DIURETICS IN MEASURED DOSES/PACKING FOR RTL SALE	KG	29,940	611,244
3004909170	MEDICAMENT PRIM AFFECT ELECTROLY,CALORIC ETC,NESOI	KG	264,166	1,046,930
3004909175	COUGH AND COLD PREPARATIONS, NESOI	KG	143,542	1,356,062
3004909176	COUGH AND COLD PREPARATIONS, NESOI	KG	81,554	948,190
3004909180	ANTIHISTAMINES IN MEAS DOSES /PKG RTAL SALE	KG	36,889	6,354,019
3004909185	OTHER MEDICAMENTS PRIM AFFECT THE EYES, EARS ETC	KG	1,789,089	22,339,687
3004909190	MEDICAMENTS IN MEAS DOSES FOR RETAIL SALE, NESOI	KG	11,617,684	757,903,184
3005100000	ADHESIVE DRESSINGS AND OTHER ARTCL HAVING ADH LAY	KG	2,343,418	27,949,291
3005900000	WADDING, GAUZE AND SIMILAR ARTICLES ETC NESOI	KG	3,828,706	36,552,602
3006100000	STERILE SURGICAL CATGUT, SIMILAR STERILE MATER ETC	KG	59,483	12,400,886
3006200000	BLOOD-GROUPING REAGENTS	KG	3,821	741,005
3006300000	OPACIFYING PREPARATIONS FOR X-RAY EXAMINATIONS ETC	KG	118,982	1,461,107
3006400000	DENTAL CEMENTS AND OTHER DENTAL FILLINGS ETC	KG	29,982	706,153
3006500000	FIRST-AID BOXES AND KITS	KG	188,307	1,994,095
3006600000	CHEMICAL CONTRACEPTIVE PREPS BASED ON HORMONES ETC	KG	32,158	5,224,106
3006700000	GEL PREP FOR USE IN HUMAN & VET MED AS LUB/COUPLIN	KG	733,366	15,959,280
3006800000	WASTE PHARMACEUTICALS	KG	271,571	5,095,903
	FERTILIZERS.....	TOTAL		10,937,805
3100000000	FERTILIZERS A FERT MATERIALS	X		10,937,805
	TANNING OR DYEING EXTRACTS; TANNINS AND THEIR DERIVATIVES; DYES, PIGMENTS AND OTHER COLORING MATTER ; PAINTS AND VARNISHES; PUTTY AND OTHER MASTICS; INKS.....	TOTAL		104,042,799
3201100000	QUEBRACHO EXTRACT	KG	205,368	185,588
3201900000	TANNING EXTRACTS OF VEGETABLE ORIGIN, NESOI	KG	412,463	1,557,875
3202100000	SYNTHETIC ORGANIC TANNING SUBSTANCES	KG	44,287	84,811
3203000000	COLORING MATTER OF VEGETABLE OR ANIMAL ORIGIN	KG	33,654	830,854
3204110000	DISPERSE DYES AND PREPARATIONS BASED THEREON	KG	13,502	30,209
3204120000	ACID DYES & PREPS, MORDANT DYES & PREPS	KG	92,510	1,765,225
3204130000	BASIC DYES AND PREPARATIONS BASED THEREON	KG	279,676	2,741,150
3204140000	DIRECT DYES & PREPARATIONS BASED THEREON	KG	1,025	7,296
3204150000	VAT DYES & PREPARATIONS BASED THEREON	KG	601	12,478
3204160000	REACTIVE DYES & PREPARATIONS BASED THEREON	KG	77,396	238,545
3204170000	PIGMENTS & PREPARATIONS BASED THEREON	KG	383,631	993,921
3204192550	SOLVENT DYES & PREPARATIONS BASED THEREON	KG	31,047	165,843
3204196000	OTHER INCLUDING MIXTURES, NESOI	KG	19,784	101,117
3204200000	SYNTHETIC ORGANIC PROD, FLUORESCENT BRIGHTNG AGENT	KG	47,707	345,086

TABLE - 1 SHIPMENTS OF MERCHANDISE FROM THE UNITED STATES TO PUERTO RICO, BY COMMODITY:
FISCAL YEAR 2003

COMM CODE	DESCRIPTION	UNIT	QUANTITY	VALUE - $
3204900000	SYNTHETIC ORGANIC COLORING MATTER,NESOI	KG	77,243	98,351
3205000010	YELLOW COLOR LAKES & PREPS, IN NOTE 3 TO THIS CHAP	KG	11,578	363,481
3205000020	RED COLOR LAKES & PREPS, IN NOTE 3 TO THIS CHAP	KG	1,156	35,057
3205000030	VIOLET COLOR LAKES & PREPS, IN NOTE 3 TO THIS CHAP	KG	300	14,310
3205000040	BLUE COLOR LAKES & PREPS, IN NOTE 3 TO THIS CHAP	KG	332	16,996
3205000050	COLOR LAKES & PREPS, IN NOTE 3 TO THIS CHAP, NESOI	KG	26,485	1,286,986
3206110000	PIGMNTS\PREPS CONT =>80% TITANIUM DIOXIDE, DRY WT	KG	5,939,741	10,108,043
3206190000	PIGMENTS & PREPS BASED ON TITANIUM DIOXIDE,NESOI	KG	411,235	758,952
3206200000	PIGMENTS & PREPARATIONS BASED ON CHROMIUM COMPOUND	KG	3,566	11,021
3206410000	ULTRAMARINE AND PREPARATIONS BASED THEREON	KG	9,696	78,349
3206420000	LITHOPONE & OTH PIGMTS & PREP BASED ON ZINC SULFID	KG	19	6,531
3206430000	PIGMENTS & PREPARATIONS BASED ON HEXACYANOFERRATES	KG	2,858	10,416
3206492000	PREPARATIONS BASED ON IRON OXIDES	KG	13,911	24,082
3206496000	OTHER COLORING MATTER AND OTHER PREPARATION, NESOI	KG	136,158	632,058
3206500000	INORGANIC PRODUCTS OF A KIND USED AS LUMINOPHORES	KG	356	137,035
3207100000	PREPARED PIGMENTS,OPACIFIERS,COLORS & SIMILAR PREP	KG	38,944	187,900
3207200000	VITRIFIABLE ENAMELS & GLAZES,ENGOBES(SLIPS),ETC	KG	2,467	41,173
3207300000	LIQUID LUSTRES AND SIMILAR PREPARATIONS	KG	30,394	104,184
3207400000	GLASS FRIT & OTH GLASS, IN FORM OF POWDER/FLAKES	KG	196,311	3,499,289
3208100000	PAINTS & VARNISHES,IN NONAQUEOUS MEDIUM,POLYESTERS	L	3,803,213	10,383,884
3208200000	PAINTS & VARNISHES,NONAQUEUS,ACRYLIC/VINYL POLYMER	L	769,114	2,956,636
3208900000	PAINTS & VARNISHES,IN NONAQUEUS MEDIUM,NESOI	L	9,542,529	17,273,602
3209100000	PAINTS & VARNISHES,AQUEUS, ACRYLIC OR VINYL POLYMR	L	1,824,047	6,067,567
3209900000	PAINTS & VARNISHES,IN AN AQUEOUS MEDIUM, NESOI	L	825,565	2,010,270
3210000000	OTHER PAINTS & VARNISH,PREP WATER PIGMTS FOR LETHR	L	215,442	328,952
3211000000	PREPARED DRIERS	KG	240,837	986,887
3212100000	STAMPING FOILS	M2	377,972	1,108,498
3212900010	METALLIC ALUMINUM PIGMENTS	KG	36,362	249,127
3212900050	PIGMENTS,NONAQUEUS,OTH COLORING MAT,RETAIL,NESOI	KG	535,982	699,085
3213100000	ARTISTS' STUDENTS'COLORS ETC, COLORS IN SETS	X		197,108
3213900000	ARTISTS' STUDENTS'COLORS ETC, NESOI	PCS	38,244	36,115
3214100010	CAULKING COMPOUNDS	KG	174,087	669,787
3214100020	MASTICS; EXCEPT CAULKING COMPOUNDS	KG	834,154	1,537,482
3214100090	PAINTERS' FILLINGS	KG	949,532	1,623,951
3214901000	GLAZERS' PUTTY,ETC, BASED ON RUBBER	KG	63,887	334,269
3214905000	GLAZERS' PUTTY,ETC, NESOI	KG	110,474	149,571
3215110010	PRINTING INK,BLACK, NEWS	KG	878,621	2,408,982
3215110020	PRINTING INK, BLACK, FLEXOGRAPHIC	KG	138,125	1,587,932
3215110050	PRINTING INK, BLACK, OFFSET LITHOGRAPHIC	KG	3,280	27,191
3215110060	PRINTING INK, BLACK, NESOI	KG	703,353	10,382,075
3215190010	PRINTING INK,OTHER THAN BLACK, NEWS	KG	447,050	1,757,174
3215190020	PRINTING INK,OTHER THAN BLACK, FLEXOGRAPHIC	KG	16,817	23,355
3215190050	PRINTING INK,OTHER THAN BLACK,OFFSET LITHOGRAPHIC	KG	740	6,337
3215190060	PRINTING INK, OTHER THAN BLACK, NESOI	KG	442,607	2,030,530
3215901000	DRAWING INK	KG	5,128	70,062
3215905000	INK,NESOI	KG	1,195,739	12,662,158
	ESSENTIAL OILS AND RESINOIDS; PERFUMERY, COSMETIC OR TOILET PREPARATIONS.....	TOTAL		194,956,262
3301110000	ESSENTIAL CITRUS FRUIT OILS OF BERGAMOT	KG	4,121	63,291
3301120000	ESSENTIAL CITRUS FRUIT OILS OF ORANGE	KG	33,707	357,056
3301130000	ESSENTIAL CITRUS FRUIT OILS OF LEMON	KG	426,806	11,477,865
3301140000	ESSENTIAL CITRUS FRUIT OILS OF LIME	KG	22,416	1,193,385
3301190000	ESSENTIAL OILS OF CITRUS FRUIT, NESOI	KG	134,317	928,971
3301240000	ESSENTIAL OILS OF PEPPERMINT (MENTHA PIPERITA)	KG	23,313	75,388
3301250020	ESSENTIAL OILS OF SPEARMINT	KG	392	12,319
3301250060	ESSENTIAL OILS OF MINTS, NESOI	KG	118,909	285,780
3301295045	ESSENTIAL OILS OF CEDARWOOD, CLOVE AND NUTMEG	KG	9,121	36,686
3301296000	ESSENTIAL OILS, EXC THOSE OF CITRUS FRUIT, NESOI	KG	6,880	265,740
3301300000	RESINOIDS	KG	523,814	988,357
3301901000	EXTRACTED OLEORESINS	KG	837	843,210
3301905000	CONCRETES& ABSOL;CONCENTRAT,ETC OF ESSEN OIL,NESOI	KG	4,107,683	2,845,024
3302100000	MIXTURES ODORIFEROUS SUBSTANCE USE FOOD/ DRINK IND	KG	9,100,677	58,894,558
3302900010	PERFUME OIL BLENDS, PROD USE FINISHED PERFUME BASE	KG	420,876	7,542,167
3302900050	ODORIFEROUS SUBSTANCE USE AS RAW MATER IND, NESOI	KG	140,147	684,235
3303000000	PERFUMES AND TOILET WATERS	KG	1,216,871	21,453,861

TABLE - 1 SHIPMENTS OF MERCHANDISE FROM THE UNITED STATES TO PUERTO RICO, BY COMMODITY:
FISCAL YEAR 2003

COMM CODE	DESCRIPTION	UNIT	QUANTITY	VALUE - $
3304100000	LIP MAKE-UP PREPARATIONS	X		554,654
3304200000	EYE MAKE-UP PREPARATIONS	X		247,491
3304300000	MANICURE OR PEDICURE PREPARATIONS	X		717,499
3304910010	ROUGES	X		13,760
3304910050	MAKE-UP POWDER, WHETHER/NT COMPRESSED, NESOI	X		1,579,497
3304991000	PETROLEUM JELLY PUT UP FOR RETAIL SALE	X		392,495
3304995000	BEAUTY & SKIN CARE PREPARATION, NESOI	X		24,723,362
3305100000	SHAMPOOS	X		23,931,725
3305300000	HAIR LACQUERS	KG	140,345	441,501
3305900000	PREPARATIONS FOR USE ON THE HAIR, NESOI	KG	2,052,830	9,083,868
3306100000	DENTIFRICES	X		200,677
3306200000	YARN USED TO CLEAN BETWEN THE TEETH (DENTAL FLOSS)	X		196,528
3306900000	PREPARATIONS FOR ORAL/DENTAL HYGIENE, NESOI	KG	1,302,840	4,134,105
3307100000	PRE-SHAVE, SHAVING OR AFTER-SHAVE PREPARATIONS	X		1,449,150
3307200000	PERSONAL DEODORANTS AND ANTIPERSPIRANTS	X		3,934,118
3307300000	PERFUMED BATH SALTS AND OTHER BATH PREPARATIONS	KG	376,913	897,888
3307410000	ODORIFEROUS PREPARATIONS WHICH OPERATE BY BURNING	X		27,128
3307490000	PREPARATIONS FOR PERFUMING/DEODORIZING ROOMS	KG	944,056	3,936,966
3307900000	PERFUMERY, COSMETIC OR TOILET PREPARATIONS, NESOI	X		10,545,957
	SOAP, ORGANIC SURFACE-ACTIVE AGENTS, WASHING PREPARATIONS, LUBRICATING PREPARATIONS, ARTIFICIAL WAXES, PREPARED WAXES, POLISHING OR SCOURING PREPARATIONS, CANDLES AND SIMILAR ARTICLES , MODELING PASTES, DENTAL WAXES AND DENTAL PREPARATIONS WITH A BASIS OF PLASTER.....	TOTAL		132,952,028
3401110000	SOAP & OTH ORGANIC SURF ACT PROD, TOILET USE, BARS	KG	1,756,633	7,722,834
3401190000	SOAP & OTH ORGN SURF ACT PROD NOT TOILET USE,BARS	KG	26,169,692	33,623,539
3401200000	SOAP IN OTHER FORMS	KG	960,270	1,540,079
3401300000	ORG SURF-ACTIVE TO WASH SKIN; LIQUID/CREAM, RETAIL	KG	47,483	310,782
3402110000	SOAP & OTH ORGN SURF-ACT PROD NOT TOILET USE, BARS	KG	12,984,724	21,362,303
3402120000	CATIONIC ORGANIC SURFACE-ACTIVE AGENTS	KG	39,429	76,744
3402130000	NONIONIC ORGANIC SURFACE-ACTIVE AGENTS	KG	974,831	1,696,462
3402191000	ORGANIC SURF ACT AGENTS,OTHER, AROMATIC	KG	595,221	1,487,861
3402195000	ORGANIC SURF ACT AGENTS, OTHER, NOT AROMATIC	KG	10,823,555	13,249,033
3402201100	PREP FOR RETAIL SALE, CONT AROMATIC SURF-ACT AGENT	KG	345,485	440,331
3402205100	SURFACE-ACTIVE PREPARATION FOR RETAIL SALE, NESOI	KG	4,159,726	5,710,720
3402901000	SYNTHETIC DETERGENTS	KG	5,576,048	6,888,870
3402903000	SURFACE-ACTIVE PREP, AROMATIC OR MODIFIED AROMATIC	KG	149,591	243,210
3402905010	CLEANING PREPARATIONS	KG	1,891,531	14,120,763
3402905030	CLEANING PREPARATIONS	KG	1,603,221	2,947,544
3402905050	SURFACE-ACT PREP, NOT AROMATIC,NOT MODIFIED AROM	KG	263,450	817,611
3403111000	PREPS, TREATMENT OF TEXT MATERIALS,CONT PETROLEUM	KG	287,354	256,649
3403115000	PREP FOR,TREATMENT OF LEATHER FURS KINS,ETC, NESOI	KG	9,160	28,960
3403190000	LUBRICATING PREPS CONT PETROLEUM OIL FR BITUMINOUS	KG	644,352	1,911,866
3403910000	PREP, TREATMENT OF TEXT,FURSKIN ETC EXC CONT PETRO	KG	27,628	79,137
3403990000	LUBRICATING PREPS,NOT CONT PETROLEUM OILS,NESOI	KG	442,883	1,704,522
3404100000	ARTIFICIAL WAXES & PREP WAXES,OF CHEM MOD LIGNITE	KG	504,571	342,090
3404200000	ARTIFICIAL WAXES OF POLYETHYLENE GLYCOL	KG	266,083	166,029
3404900000	ARTIFICIAL WAXES AND PREPARED WAXES, NESOI	KG	1,974,033	2,331,469
3405100000	POLISHES,CREAMS,PREPARATIONS FOR FOOTWEAR ORLEATHR	X		1,001,964
3405200000	POLISHES,CREAMS AND SIMILAR PREPS FOR WOOD	X		968,425
3405300000	POLISHES AND PREPS FOR COACHWORK,EXCEPT METAL POL	X		275,423
3405400000	SCOURING PASTES AND POWDERS AND OTHER SCOURING PRP	KG	9,318,794	8,601,325
3405900000	POLISHES AND CREAMS ETC, NESOI	X		1,273,432
3406000000	CANDLES, TAPERS AND THE LIKE	KG	480,699	1,498,903
3407002000	MODELING PASTES, INCLD THOSE FOR CHILDRN AMUSEMENT	KG	43,625	69,388
3407004000	PREP OF DENTAL WAX/DENTAL IMPRESSION COMPOUNDS ETC	KG	34,199	203,760
	ALBUMINOIDAL SUBSTANCES;MODIFIED STARCHES; GLUES; ENZYMES.....	TOTAL	5,154,792	14,389,824
3501902000	CASEIN GLUES	KG	3,354	4,474
3502110000	EGG ALBUMIN, DRIED	KG	273,653	551,746
3502190000	OTHER EGG ALBUMIN, EXCEPT DRIED	KG	1,561	18,110

TABLE - 1 SHIPMENTS OF MERCHANDISE FROM THE UNITED STATES TO PUERTO RICO, BY COMMODITY:
FISCAL YEAR 2003

COMM CODE	DESCRIPTION	UNIT	QUANTITY	VALUE - $
3502900000	ALBUMIN & ALBUMIN DERIVATIVES, NESOI	KG	8,280	384,056
3503005040	EDIBLE GELATIN AND PHOTOGRAPHIC GELATIN	KG	44,551	162,125
3503006000	GELATIN; GLUE ANIMAL ORIGIN, EXC CAESIN GLUE,NESOI	KG	202,621	1,307,283
3504001000	PROTEIN ISOLATES	KG	53,632	109,110
3504005000	PEPTONES, PROTEIN SUBSTANCES, & HIDE POWDER, NESOI	KG	86,848	133,217
3505100020	DEXTRINS, NESOI	KG	7,021	4,024
3505100040	MODIFIED STARCHES DERIVED FROM CORN (MAIZE) STARCH	KG	2,177,549	1,411,746
3505100092	MODIFIED STARCHES, NESOI	KG	124,952	69,810
3505200000	GLUES BASED ON STARCHES	KG	36,038	186,885
3506100000	PROD USE AS GLUE/ADHESIVE, FOR SALE, NT WT <= 1 KG	KG	290,339	1,695,393
3506910000	ADHESIVES BASED ON RUBBER, FOR SALE, NET WT <=1 KG	KG	1,473,133	6,083,347
3506990000	ADHESIVES, FOR RETAIL SALE, NET WT <=1 KG NESOI	KG	279,628	659,881
3507100000	RENNET AND CONCENTRATES THEREOF	KG	4,054	39,142
3507907000	ENZYMES AND PREPARED ENZYMES, NESOI	KG	87,578	1,569,475
	EXPLOSIVES; PYROTECHNIC PRODUCTS; MATCHES; PYROPHORIC ALLOYS; CERTAIN COMBUSTIBLE PREPARATIONS.....	TOTAL		1,417,180
3601000000	PROPELLANT POWDERS	KG	14	2,800
3603000000	SAFETY FUSES; DETONATING FUSE; PERCUSSION CAPS ETC	THS	12,076	954,050
3604101000	FIREWORKS, CLASS 1.4G (CLASS C)	KG	256	4,971
3604109000	FIREWORKS, NESOI	KG	15,408	124,000
3604900000	OTHER PYROTECHNIC ARTICLES, NESOI	KG	518	24,605
3606100000	LIQUID FUEL IN CONT FOR LIGHTERS NT EXCEED 300 CM3	NO	374,127	302,110
3606900000	FERROCERIUM; ARTICLE COMBUST MATER NOTE 2 CHP 36	KG	1,814	4,644
	PHOTOGRAPHIC OR CINEMATOGRAPHIC GOODS.....	TOTAL		24,860,502
3701100030	XRAY FILM FOR MEDICAL, OTHER THAN DENTAL IN FLAT	M2	484,209	3,537,590
3701100060	XRAY FILM, EXCEPT MEDICAL & DENTAL IN THE FLAT	M2	24,645	119,555
3701200000	INSTANT PRINT FILM	NO	560,811	2,341,229
3701300000	OTH PLATES & FILM, WITH ANY SIDE EXCEEDING 255 MM	M2	150,258	692,968
3701910000	PHOTO PLATES & FILM FOR COLOR PHOTOGRAPHY, FLAT	X		2,801,029
3701996030	GRAPHIC ART FILM EXCEPT FOR COLOR PHOTOGRAPHY.	M2	81,798	257,476
3701997000	GRAPHIC ARTS FILM, EXCEPT DRY PLATES	M2	281,319	931,228
3702100030	X-RAY FILM IN ROLLS FOR MEDICAL, OTHER THAN DENTAL	M2	89,305	272,465
3702100060	X-RAY FILM IN ROLLS, EXCEPT FOR MEDICAL & DENTAL	M2	80,545	254,064
3702200000	INSTANT PRINT FILM IN ROLLS	M2	294,916	394,188
3702310000	OTH FILM W/O PERFORATIONS, NT OV 105MM,COLOR PHOTO	NO	39,748	99,867
3702320030	MICROFILM, W SILVER HALIDE EMULSION IN ROLLS	M2	6,235	61,257
3702320060	OTHER FILM WITH SILVER HALIDE EMULSION, ROLLS, NES	M2	28,032	340,903
3702390000	OTH FILM W/O PERFORATIONS,NT OV 105MM,IN ROLLS	M2	18,247	55,438
3702410000	OTH FILM,W/O PERFORATIONS,,OV 610MM& OV 200MM CLR	M2	1,602	10,327
3702430000	OTH FLM,W/O PERFORATIONS, OV 610MM & NOT OV 200 M	M2	28,981	86,776
3702440030	GRAPHIC ARTS FILM,W/O PERF, OV 105MM, NOT OV 610MM	M2	79,582	205,153
3702440060	OTH FLM,W/O PERFORATIONS,OV 105MM,NT OV610MM,NESOI	M2	1,958	5,860
3702510000	FLM, CLR PHOTO,NT OV 16MM & NT OV 14M IN LENGTH	NO	68,401	83,058
3702520030	REVERSAL COLOR FILM,NT OV 16MM & OV 14 M IN LENGTH	M2	9,900	8,395
3702520060	FLM, CLR PHOTO, NT OV 16MM & OV 14M, EXC REVERSAL	M2	21,639	63,370
3702530000	OTH FLM,CLR PHOTO,OV 16MM,NT OV 35MM& NT OV30M,SLD	NO	268,008	230,137
3702540000	OTH FLM,CLR PHOTO,OV 16MM,NT OV 35MM&<=30MM,EX,SLD	NO	143,695	516,649
3702550060	FLM, CLR,OV 16MM & NT OV 35MM,OV 30MM,EXC REVERSAL	M2	1,332	14,288
3702560030	MOTION-PICTURE FILM , OVER 35MM FOR COLOR PHOTO	M	290,737	78,215
3702560060	FLM, CLR PHOTO, OVER 35MM, EXC MOTION PICTURE FILM	M2	12,209	35,758
3702910100	COLOR PHOTO FILM, 16MM OR LESS IN WIDTH, NESOI	M2	21,568	32,740
3702930000	FILM, COLOR PHOTO,OV 16MM,NT OV35MM,NT OV 30 M	NO	4,455	19,677
3702940000	FILM,COLOR PHOTO, OV 16MM,NT OV 35MM, & OVER 30 M	M2	27	7,888
3702950000	FILM FOR COLOR PHOTOGRAPHY OF A WIDTH OVER 35M	M2	7,968	9,465
3703103070	SLVR HALIDE PAPER, PICTORIAL USE, ROLLS OVER 610MM	M2	3,647	3,142
3703103090	SLVR HALIDE PAPER, LINE REPRODUCT,ROLLS OV 610MM	M2	988,193	1,685,160
3703106000	PHOTO PAPER, IN ROLLS OVER 610MM, UNEXPOSED,NESOI	M2	121,562	293,373
3703203000	SLVR HALIDE PAPER, CLR PHOTO, IN ROLLS < 610 MM	M2	6,414,513	3,226,853
3703206000	PHOTO PAPER,IN ROLLS < 610 MM, UNEXPOSED, NESOI	M2	227,155	331,798
3703903070	SLVR HALIDE PAPER, PICTORIAL USE, EXCEPT IN ROLLS	M2	62,264	75,318
3703903090	SILVER HALIDE PAPER LINE REPRODUCTION, NESOI	M2	43,203	74,284
3703906000	PHOTO PAPER,PAPERBOARD&TEXT SENSITIZE, UNEXP,NESOI	M2	244,480	622,062

TABLE - 1 SHIPMENTS OF MERCHANDISE FROM THE UNITED STATES TO PUERTO RICO, BY COMMODITY:
FISCAL YEAR 2003

COMM CODE	DESCRIPTION	UNIT	QUANTITY	VALUE - $
3704000000	PHOTO PLATES, FLM, PAPER, ETC, EXPOSED, NT DEVELOP	M2	13,683	31,217
3705100000	PHOTO PLATES & FILM, EXPOS & DEVL,FOR OFFSET REPRO	NO	916,053	162,826
3705201000	PHOTO PLATES & FILM, EXPOS & DEVL FOR MICROFILM	X		49,683
3705205000	PHOTO PLATE & FILM, EXPOS & DEVL, MICROFILM, NESOI	X		252,528
3705900000	PHOTO PLATES & FILM, EXPOS & DEVL, NESOI	X		53,320
3706103000	SOUND RECORDING,MOTION PICT FLM,FOR EXHIBIT,> 35MM	M	2,466,214	2,276,520
3706106030	POSITIVE RELEASE PRINTS FOR FEATURE FILM , >=35 MM	M	271,709	130,695
3706106060	FEATURE FILM, EXCEPT POSITIVE RELEASE PRINT, >=35M	M	50,882	65,768
3706106090	MOTION-PICTURE FLM, EXPOS & DEVLP, >=35MM, NESOI	M	32	32,286
3706900000	OTH MOTION-PICTURE FILM, EXPOS & DEVLP, < 35 MM	M	79	23,066
3707100005	SENSITIZING EMULSIONS FOR USE COLOR NEG PHOTO PAPR	KG	88,713	120,756
3707100090	CHEMICAL SENSITIZING EMULSIONS FOR PHOTO USE,NESOI	KG	106,553	150,751
3707900000	CHEM PREP,PHOTO USE, MEAS/RTL SALE, NESOI	KG	315,048	1,632,083
	MISCELLANEOUS CHEMICAL PRODUCTS.....	TOTAL		221,089,210
3801100000	ARTIFICAL GRAPHITE	KG	18,376	42,325
3801200000	COLLOIDAL OR SEMI-COLLOIDAL GRAPHITE	KG	64,776	21,420
3801300000	CARBONACEOUS PASTES FOR ELECTRODES&SIMILAR PASTES	KG	43,087	112,551
3801900000	PREPARATIONS BASED ON GRAPHITE, NESOI	KG	43,116	190,362
3802100000	ACTIVATED CARBON	KG	476,050	733,583
3802902000	ACTIVATED CLAYS AND ACTIVATED EARTHS	KG	473,958	350,101
3803000000	TALL OIL, WHETHER OR NOT REFINED	KG	44,279	42,306
3804001000	LIGNIN SULFONIC ACID AND ITS SALTS	KG	73,809	54,820
3804005000	RESIDUAL LYES FROM MFG WOOD PULP, NESOI	KG	362	3,776
3805100000	GUM, WOOD OR SULFATE TURPENTINE OILS	L	44,168	22,083
3805200000	PINE OIL	KG	217,373	225,975
3805900000	TERPENIC OIL,CRUDE DIPENTENE,CRD PARA-CYMENE,NESOI	KG	35,826	418,064
3806100050	ROSIN, EXCEPT GUM, NESOI	KG	21,917	17,636
3806200000	SALTS OF ROSIN,OF RESIN ACIDS OR OF DERIV	KG	65,511	159,053
3806300000	ESTER GUMS	KG	434,019	7,767,402
3806900000	RUN GUMS, NESOI	KG	46,296	128,477
3807000000	WOOD TAR,VEGETABLE PITCH ETC, &SIMILAR PREPARATION	KG	206,443	347,773
3808100000	INSECTICIDES	KG	4,729,906	32,404,924
3808200000	FUNGICIDES	KG	293,749	624,819
3808300000	HERBICIDES, ANTISPROUTING PRODUCTS & PLT-GRWTH REG	KG	701,104	4,282,643
3808400000	DISINFECTANTS	KG	78,883	404,502
3808900000	RODENTICIDES AND SIMILAR PRODUCTS, FOR RETAIL SALE	KG	804,391	2,534,106
3809100000	FINISHING AGENTS & DYE CARRIER OF AMYLACEOUS SUBST	KG	221	17,479
3809910000	FINISHING AGENTS, NESOI,CONT >=5% WGT, >= 1 AROMT	KG	482,379	436,182
3809920000	FINISHING AGENTS, DYE CARRIERS, USED IN PAPER IND	KG	82,784	104,038
3810100000	PICKLING PREP FOR METAL SURFACES, SOLDERING, ETC	KG	35,434	1,142,222
3810900000	FLUXES & OTH AUXILIARY PREP, SOLDERING, ETC, NESOI	KG	13,534	233,740
3811190000	ANTIKNOCK PREPARATIONS, NESOI	KG	215,623	440,380
3811210000	ADDITIVE FOR LUB OIL CONT PETRO/BITUMINOUS MINRL	KG	1,653,841	2,673,743
3811290000	ADD FOR LUB OILS, EX THOSE WITH PETROL OIL ETC	KG	682,040	850,933
3811900000	ADDITIVES FOR LUBRICATING OILS, NESOI	KG	2,899,888	3,412,653
3812100000	PREPARED RUBBER ACCELERATORS	KG	38,636	333,946
3812200000	COMPOUND PLASTICIZERS FOR RUBBER OR PLASTICS	KG	834,960	1,526,102
3812300000	ANTIOXIDIZING PREP & OTH COMPND,FOR RUBBER/PLASTIC	KG	172,609	614,384
3813000000	PREP & CHGS FOR FIRE-EXTINGUISHERS ETC	KG	126,475	565,467
3814000000	ORGANIC COMPOSITE SOLVENTS & THINNERS, NESOI	KG	188,742	1,324,932
3815110000	SUPPORTED CATALYSTS W NICKEL/NICKEL COMPOUND ETC	KG	33,196	23,902
3815120000	SUPPORTED CATALYSTS W PREC METAL/PREC MTL COMPND	KG	62,973	2,824,051
3815190000	SUPPORTED CATALYSTS, NESOI	KG	24,625	103,690
3815900000	REACTION INITIATORS & ACCELERATORS, ETC, NESOI	KG	138,702	276,936
3816000010	REFRACTORY CEMENTS,MORTARS,CONCRETES OF CLAY	KG	82,143	105,469
3816000050	REFRACTORY CEMENTS, MORTARS, EXC OF 3801, NESOI	KG	522,663	439,530
3817001250	MIXED ALKYLBENZENES, NOT OF HEADING 2707 OR 2902	KG	32,662	41,025
3817002000	MIXED ALKYLNAPHTHALENES, NOT OF HEADING 2707/2902	KG	8	2,850
3818000000	CHEM ELEM DOPED, USED IN ELECTRON, DISCS WAFERS ET	KG	33,488	830,360
3819000000	HYDRAULIC BRAKE FLUIDS/LIQ FOR HYDRAULIC TRANS ETC	KG	752,383	859,312
3820000000	ANTIFREEZING PREP & PREPARED DEICING FLUIDS	KG	886,190	1,109,515
3821000000	PREPARED CULTURA MEDIA FOR DEVEL OF MICROORGANISMS	KG	655,052	22,915,950
3822000002	DIAGNOSTIC/LAB REAGENTS, EXC 3002/3006; CERT REF	KG	1,289,955	113,409,267
3823110000	STEARIC ACID	KG	389,119	448,846
3823130000	TALL OIL FATTY ACIDS	KG	181,887	204,056
3823192000	IND MONOCARB FATY ACID;DER COCONUT,PALM-KERNL,PALM	KG	600	3,138

TABLE - 1 SHIPMENTS OF MERCHANDISE FROM THE UNITED STATES TO PUERTO RICO, BY COMMODITY:
FISCAL YEAR 2003

COMM CODE	DESCRIPTION	UNIT	QUANTITY	VALUE - $
3823194000	IND MONOCARBOXY FATTY ACIDS; ACD OIL F/REFIN,NESOI	KG	1,057	12,146
3823702000	OLEYL ALCOHOL	KG	1,800	6,765
3823704000	IND FATTY ALCOHOLS,DER FM FATY SUBS ANIMAL/VEG OGN	KG	17,628	57,710
3823706000	INDUSTRIAL FATTY ALCOHOLS, NESOI	KG	471,022	739,487
3824100000	PREPARED BINDERS FOR FOUNDRY MOLDS OR CORES	KG	527,236	697,616
3824200000	NAPHTHENIC ACIDS, WATER-INSOLUBLE SALTS & ESTERS	KG	2,858	6,270
3824400000	PREPARED ADDITIVES FOR CEMENTS, MORTARS/CONCRETES	KG	3,071,657	2,516,479
3824500010	WET NONREFRACTORY MORTARS AND CONCRETES	T	3	3,672
3824500050	NONREFACTORY MORTARS AND CONRETES EXCEPT WET	T	64	98,909
3824600000	SORBITOL OTHER THAN THAT OF SUBHEADING 2905.44	KG	108,750	142,705
3824710000	ACYCLIC DERIV PERHALOGENATED W FLUORINE & CHLORINE	KG	31,592	49,590
3824790000	ACYCLIC PERHALOGENATED DERIVATIVES, NESOI	KG	3,295	11,652
3824901100	CULTURED CRYSTAL, EX OPT >=2.5 G WGT EA, IN INGOT	KG	9,728	79,898
3824901900	CULTURED CRYSTAL, EXC OPTICAL >=2.5g BY WGT, NESOI	KG	20,472	71,348
3824904000	FATTY SUBST OF ANIMAL/VEGETABLE ORGIN MIXTURES	KG	287,983	325,743
3824904600	MIXTURES OF CHLORINATED, NT HALOGENATED HYDROCARBN	KG	1,576,570	1,699,999
3824904795	MIXTURES OF HALOGENATED HYDROCARBONS, NESOI	KG	225,133	1,485,536
3824909110	MIXTURES, ACYCLIC, UNSUBT ALCH CONT C11 OR LOWER	KG	402,271	436,655
3824909140	MIXTURES, ACYCLIC, MONOHYDRIC, UNSUBST ALCH, NESOI	KG	198,271	536,913
3824909160	CHEM PRODUCTS & PREP OF CHEM/ALLIED INDUST, NESOI	KG	1,560,180	3,870,250
3825300000	CLINICAL WASTE	X		4,275
3825490000	WASTE OF ORGANIC SOLVENTS, NESOI	X		31,233
3825900000	WASTES, NESOI, AS SPECIFIED IN CHAPTER 38 NOTES	X		41,560
	PLASTICS AND ARTICLES THEREOF; RUBBER AND ARTICLES THEREOF.....	TOTAL		823,632,865
	PLASTICS AND ARTICLES THEREOF.....	TOTAL		670,456,480
3901100010	LINEAR LOW DENSITY POLYETHYLENE,SPEC GRAV < 0.94	KG	2,260,756	2,229,084
3901100020	LOW DENSITY POLYETHYLENE,EXCEPT LINEAR,SP GR <0.94	KG	3,761,016	3,899,196
3901100030	MEDIUM DENSITY POLYETHYLENE, SPEC GRAVITY <0.94	KG	380,021	469,589
3901200000	POLYETHYLENE HAVING A SPEC GRAVITY OF 0.94 OR MORE	KG	17,116,917	15,026,713
3901306000	ETHYLENE-VINYL ACETATE COPOLYMERS,NESOI	KG	198,272	285,109
3901901000	POLYMERS OF ETHYLENE IN PRIMARY FORM,ELASTOMERIC	KG	147,155	1,794,943
3901905500	ETHYLENE COPLOYMERS	KG	62,601	74,467
3901909000	POLYMERS OF ETHYLENE IN PRIMARY FORM,NESOI	KG	84,822	120,050
3902100000	POLYPROPYLENE	KG	5,047,444	5,687,535
3902201000	POLYISOBUTYLENE,ELASTOMERIC	KG	2,329	13,568
3902205000	POLYISOBUTYLENE,NESOI	KG	456,206	853,175
3902300000	PROPYLENE COPOLYMERS	KG	2,202,372	5,954,954
3902900010	POLYBUTYLENE	KG	7,683	16,529
3902900050	POLYMERS OF PROPYLENE/OTHR OLEFINS PRIM FORM,NESOI	KG	66,393	239,323
3903110000	POLYSTYRENE,EXPANDABLE	KG	96,404	141,531
3903190000	POLYSTYRENE,NESOI	KG	842,996	1,135,146
3903200000	STYRENE-ACRYLONITRILE (SAN) COPOLYMERS	KG	38,669	77,894
3903300000	ACRYLONITRILE-BUTADIENE-STYRENE (ABS) COPOLYMERS	KG	623,086	1,509,130
3903900000	POLYMERS OF STYRENE, IN PRIMARY FORMS, NESOI	KG	1,190,999	1,361,466
3904100000	POLYVINYL CHLORIDE,NOT MIXED WITH ANY OTH SUBSTANC	KG	21,756,624	15,003,879
3904210000	OTHER POLYMERS OF POLYVINYL CHLORIDE,NONPLASTIZED	KG	148,967	257,524
3904220000	OTHER POLYMERS OF POLYVINYL CHLORIDE,PLASTICIZED	KG	621,900	1,118,478
3904306000	VINYL CHLORIDE-VINYL ACETATE COPOLYMERS, NESOI	KG	7,329	60,484
3904400000	OTHER VINYL CHLORIDE COPOLYMERS	KG	39	10,000
3904500000	VINYLIDENE CHLORIDE POLYMERS	KG	40,459	410,913
3904610000	POLYTETRAFLUOROETHYLENE (PTFE)	KG	116,012	2,495,971
3904691000	OTHER FLUORO-POLYMERS,ELASTOMERIC	KG	282	6,773
3904695000	OTHER FLUORO-POLYMERS,EXCEPT ELASTOMERIC	KG	12,840	534,737
3904900000	POLYMERS OF OTH HALOG OLEFINS,PRIMARY FORM, NESOI	KG	34,989	269,558
3905120000	POLYMERS OF VINYL ACETATE,IN AQUEOUS DISPERSION	KG	1,553,210	1,980,530
3905190000	POLYMERS OF VINYL ACETATE,NOT IN AQUEOUS DISPERS	KG	591,537	6,163,168
3905210000	VINYL ACETATE COPOLYMERS,IN AQUEOUS DISPERSION	KG	7,000,998	5,401,293
3905290000	VINYL ACETATE COPOLYMERS, NESOI	KG	8,508	24,866
3905300000	POLYVINYL ALCOHOLS, W/WO UNHYDROLYZED ACETATE GRPS	KG	218,492	411,823
3905911000	COPOLYMERS: CONT BY WT >=50% DER VINYL ACETATE	KG	25	3,300
3905915000	OTHR VINYL COPOLYMERS, NESOI	KG	184,390	2,257,658
3905993000	POLYVINYL CARBAZOLE (INCLUDING ADJUVANTS)	KG	39,227	83,505
3905998000	OTHER VINYL POLYMERS IN PRIMARY FORMS,NESOI	KG	129,415	412,742
3906100000	POLYMETHYL METHACRYLATE	KG	114,410	340,471

TABLE - 1 SHIPMENTS OF MERCHANDISE FROM THE UNITED STATES TO PUERTO RICO, BY COMMODITY:
FISCAL YEAR 2003

COMM CODE	DESCRIPTION	UNIT	QUANTITY	VALUE - $
3906901000	OTHR ACRYLIC POLYMERS IN PRIMARY FORM,ELASTOMERIC	KG	209,659	2,106,688
3906906000	OTHER ACRYLIC POLYMERS IN PRIMARY FORMS,NESOI	KG	6,695,450	13,078,840
3907100000	POLYACETALS	KG	491,153	1,755,901
3907200000	OTHER POLYETHERS	KG	1,111,309	10,257,473
3907300000	EPOXIDE RESINS	KG	465,374	938,185
3907400000	POLYCARBONATES	KG	3,098,423	9,524,151
3907500000	ALKYD RESINS	KG	1,259,426	1,585,157
3907600000	POLYETHYLENE TEREPHTHALATE	KG	3,591,820	12,689,984
3907910000	OTHER POLYESTERS, UNSATURATED	KG	2,466,122	4,352,160
3907990000	OTHER POLYESTERS, SATURATED	KG	1,174,328	3,521,730
3908100000	POLYAMIDE-6,-11,-12,-6,6,-6,9,-6,10 OR -6,12	KG	2,489,511	6,814,835
3908902000	BIS(4-AMINO-3-METHYLCYCLOHEXYL)-METHANEISOPHTHALIC	KG	12,982	32,647
3908907000	OTHER POLYAMIDES IN PRIMARY FORMS	KG	151,044	352,409
3909100000	UREA RESINS,THIOUREA RESINS	KG	2,295,836	9,469,674
3909200000	MELAMINE RESINS	KG	25,187	50,879
3909300000	OTHER AMINO-RESINS	KG	150,659	292,051
3909400000	PHENOLIC RESINS	KG	995,068	1,504,850
3909501000	POLYURETHANES,ELASTOMERIC	KG	104,604	461,637
3909506000	POLYURETHANES, EXCEPT ELASTOMERIC	KG	646,497	2,444,734
3910000000	SILICONES IN PRIMARY FORMS	KG	899,748	4,599,621
3911100000	PETROLEUM RESINS,COUMARONE RESINS,ETC,POLYTERPENES	KG	19,038,827	19,475,144
3911901000	OTHER ELASTOMERIC RESINS NESOI	KG	328,642	873,037
3911906000	POLYSULFIDES,POLYSULFONES, & OTH PROD, NESOI	KG	3,090,817	13,723,402
3912110000	CELLULOSE ACETATES,NONPLASTICIZED	KG	64,491	677,918
3912120000	CELLULOSE ACETATES,PLASTICIZED	KG	270,831	498,899
3912200000	CELLULOSE NITRATES (INCLUDING COLLODIONS)	KG	54,006	218,288
3912310000	CARBOXYMETHYLCELLULOSE AND ITS SALTS	KG	139,723	1,401,122
3912390000	CELLULOSE ETHERS,NESOI	KG	1,407,509	14,271,695
3912900000	CELLULOSE & ITS CHEMICAL DERIV,PRIMARY FORMS,NESOI	KG	1,026,899	5,499,765
3913100000	ALGINIC ACID,ITS SALTS AND ESTERS	KG	7,576	24,092
3913901000	CHEMICAL DERIVATIVES OF NATURAL RUBBER	KG	232,474	387,776
3913908000	NATURAL POLYMERS & MODIF NAT POLYMRS,PRIM FM,NESOI	KG	19,617	136,668
3914002000	(CHOLESTYRAMINE RESIN USP)	KG	10,938	166,324
3914006000	ION-EXCHANG,BASD ON POLYMRS 3901-3913,PRI FM,NESOI	KG	132,360	1,230,146
3915100000	WASTE,PARING,SCRAP,OF PLAST,OF POLYMRS OF ETHYLENE	KG	9	2,960
3915200000	WASTE,PARING,SCRAP,OF PLAST,OF POLYMRS OF STYRENE	KG	240,978	221,994
3915300000	WASTE,PARINGS,SCRAP,OF PLAS,OF POLYMRS VINL CHLORI	KG	21,015	28,262
3915900010	OF POLYETHYLENE TEREPHTHALATE (PET) PLASTICS	KG	468,255	831,476
3915900090	OTHER PLASTICS OTHER THAN PET PLASTICS	KG	986,298	2,513,756
3916100000	RODS,STICKS & PROFILE SHAPE,OF POLYMRS OF ETHYLENE	KG	161,926	333,248
3916200000	RODS,STICKS & PROFILE SHAPES,OF POLYMR VIN CHLORID	KG	2,252,314	2,955,019
3916901000	RODS,STICKS,& PROFILE SHAPES,OF ACRYLIC POLYMERS	KG	299,700	1,484,146
3916902000	RACQUET STRINGS,OF PLASTIC	M	473,316	236,655
3916906000	MONOFILAMENTS,CROSS-SECTION >1MM,ROD, ETC, NESOI	KG	65,920	363,256
3917100000	ART GUTS, SAUSAGE CASING, HARDEN PROTEIN/CELLULOS	KG	330,599	1,670,080
3917210000	TUBES,PIPES & HOSES,RIGID,OF POLYMRS OF ETHYLENE	KG	324,921	802,547
3917220000	TUBES,PIPES & HOSES,RIGID,OF POLYMERS OF PROPYLENE	KG	17,842	187,413
3917230000	TUBES, PIPES & HOSES, OF POLYMER OF VINYL CHLORDIE	KG	1,239,364	1,710,982
3917290050	TUBES,PIPES & HOSES,RIGID,OF PLASTIC,NESOI<200MM	THS	21,104	352,685
3917290090	TUBES,PIPES & HOSES,RIGID,OF PLASTIC,NESOI>=200MM	KG	328,671	3,691,885
3917310000	FLEXIBLE TUBES,PIPES & HOSE,MIN BURST PRES 2>.6MPA	KG	66,737	690,020
3917320000	TUBES ETC, NT REINFORCED OR COMBINED, NESOI	KG	3,824,548	11,260,834
3917330000	TUBES,PIPES & HOSES,NOT RIGID,NOT REINF,WITH FIT	KG	86,873	226,437
3917390002	TUBES, PIPES, AND HOSES, NESOI	KG	1,979,516	3,147,564
3917400000	FITTINGS FOR TUBES,PIPES & HOSES,OF PLASTIC	KG	7,078,237	14,252,045
3918101000	VINYL TILE, WHETHER OR NOT SELF-ADHESIVE	M2	209,508	856,810
3918102000	FLOOR COVERINGS OF VINYL CHLORIDE POLYMERS, NESOI	M2	36,424	153,997
3918106000	WALL OR CEILING COVERINGS, POLYMER, VINYL CHLORID	M2	58,118	96,807
3918901000	FLOOR COVERINGS OF OTHER PLASTICS	M2	22,875	80,545
3918906000	WALL OR CEILING COVERINGS OF OTHER PLASTICS, NESOI	M2	169,381	536,137
3919101000	SELF-ADHES PLATES,ETC,ROLS <=20CM,LIGT REF,GLAS GR	X		1,533,192
3919102010	FILAMENT REINFORCED TAPE	M2	78,952	98,094
3919102020	ELECTRICAL TAPE	M2	181,849	358,053
3919102030	TRANSPARENT TAPE NOT EXCEEDING 5CM IN WIDTH	M2	1,054,177	638,294
3919102040	TRANSPARENT TAPE <=55 M IN WIDTH, NESOI	M2	1,914	7,350
3919102055	SELF-ADHS PLATE,SHEET,TAPE,ETC,PLTS,RL<=20CM,NESOI	M2	1,568,912	2,543,611
3919901000	SELF-ADHES PLATES,SHEET,ETC,LIGHT REFL,GLASS GRAIN	KG	71,898	953,610
3919905010	REFLECTORIZED SHEETING OF PLASTICS	M2	396,959	1,203,084

TABLE - 1 SHIPMENTS OF MERCHANDISE FROM THE UNITED STATES TO PUERTO RICO, BY COMMODITY:
FISCAL YEAR 2003

COMM CODE	DESCRIPTION	UNIT	QUANTITY	VALUE - $
3919905020	FILAMENT REINFORCED TAPE, OF PLASTICS	M2	46	38,088
3919905030	ELECTRICAL TAPE OF PLASTICS	M2	38,091	195,055
3919905040	TRANSPARENT TAPE OF PLASTIC	M2	14,000	88,504
3919905060	SELF-ADHS PLATE,SHEET,TAPE,ETC, OF PLASTICS,NESOI	M2	7,025,075	3,016,054
3920100000	PLATES,SHEETS,ETC,NONCELL, NOT REINF,POLM ETHYLENE	KG	5,348,343	15,039,422
3920200000	PLATES,SHEETS,ETC,NONCELL, NOT REIN,POLM PROPYLENE	KG	4,194,132	10,659,661
3920300000	PLATES,SHEETS,ETC, NONCELL,NOT REIN,POLYM STYRENE	KG	318,515	540,158
3920430000	POLYMERS OF VINYL CHLORIDE WITH GE 6 % PLASTICIZER	KG	544,823	2,304,031
3920490000	POLYMERS OF VINYL CHLORIDE, NESOI	KG	6,911,953	11,687,000
3920510000	PLATE,ETC,NONCELL,NT REIN, POLYMETHYL METHACRYLATE	KG	310,325	1,299,513
3920590000	PLATE,SHEET,FILM,FOIL,STRIP, ACRYLIC POLYMER,NESOI	KG	783,725	2,431,492
3920610000	PLATES,ETC,NONCEL,N REIN,OF POLYCARBONATES	KG	34,465	106,277
3920620000	PLATES,ETC,NONCEL,N REIN,POLYETHYLENE TEREPHTHLATE	KG	844,172	1,961,326
3920630000	PLATE,ETC,NONCELL,NT REIN, UNSATURATED POLYESTERS	KG	148,138	336,905
3920690000	PLATES,ETC,NONCEL,N REIN,OF OTHER POLYESTERS,NESOI	KG	116,062	1,378,664
3920710000	PLATES,ETC,NONCEL,N REIN,OF REGENERATED CELLULOSE	KG	154,576	1,028,033
3920720000	PLATES,ETC,NONCEL,N REIN,OF CELLULO OR DER,VLC FBR	KG	1,081,179	5,645,399
3920730000	PLATES,ETC,NONCEL,N REIN,OF CELLULOSE ACETATE	KG	3,897	8,400
3920790000	PLATE,ETC,NONCELL,NT REIN, CELLULOSE DERIVATIVES	KG	482,887	1,688,263
3920910000	PLATES,ETC,NONCEL,N REIN,OF POLYVINYL BUTYRAL	KG	61,529	128,719
3920920000	PLATES,ETS,NONCEL,N REIN,OF POLYAMIDES	KG	13,724	224,658
3920930000	PLATES,ETC,NONCEL, N REIN, OF AMINO-RESINS	KG	25,700	404,886
3920940000	PLATES,ETC,NONCEL, N REIN, OF PHENOLIC RESIN	KG	314	23,143
3920990000	PLATES,FOIL,NONCELL, NT REIN,OF OTH PLASTIC, NESOI	KG	506,021	2,988,884
3921110000	PLATES,SHEETS,FILM,FOIL,STRIP,CELL,PLYM OF STYRENE	KG	47,518	135,227
3921120000	PLATES,SHEETS,ETC, & STRIP,CELL,PLYM VINYL CHLORID	M2	66,928	230,136
3921130000	PLATES,SHEETS,ETC, & STRIP,CELL OF POLYURETHANES	X		8,622,517
3921140000	PLATES,SHEETS,FILM,ETC,CELL,OF REGENERAT CELLULOSE	KG	23,157	40,801
3921190000	PLATES,SHEETS,FILM,FOIL & STRIP,CELL,OF OTH PLAST	KG	2,381,576	8,181,480
3921901000	PLATES,SHEETS,ETC & STRIP,EXC CELL,COMBINED W TEXT	M2	1,321,958	424,273
3921904000	PLATES,SHEETS,ETC,PLAS,EX CELL,FLEXIBLE,NESOI	KG	1,163,753	3,782,089
3921905010	HIGH PRESSURE PAPER REINFORCD DECORATIVE LAMINATES	M2	384,099	1,698,609
3921905050	PLATES,SHEETS,ETC,PLAS,EX CELL,EX FLEX,NESOI	M2	2,888,432	1,461,414
3922100000	BATHS,SHOWER BATHS & WASHBASINS,OF PLASTIC	X		1,455,973
3922200000	LAVATORY SEATS & COVER,OF PLASTIC	NO	33,684	704,039
3922900000	BIDETS,LAVATORY PANS,SIMILR SANITARY WARE,PLASTIC	X		747,545
3923100000	BOXES,CASES,CRATES & SIMILAR ARTICLES,OF PLASTIC	X		14,066,560
3923210000	SACKS & BAGS(INCL CONES) OF POLYMERS OF ETHYLENE	KG	2,362,587	6,061,473
3923290000	SACKS & BAGS(INCLUDING CONES) OF OTHER PLASTICS	KG	4,746,091	8,057,735
3923300000	CARBOXS,BOTTLES,FLASKS & SIMILAR ARTICLES,OF PLAST	X		31,208,636
3923400000	SPOOLS, COPS, BOBBINS & SIMILAR SUPPORTS, PLASTICS	X		1,234,306
3923500000	STOPPERS,LIDS,CAPS,& OTHER CLOSURES,OF PLASTIC	X		22,868,368
3923900000	ART FOR CONVEYING OR PACKING OF GOODS,PLAST,NESOI	X		27,654,795
3924100002	TABLEWARE AND KITCHENWARE OF PLASTICS	X		7,195,474
3924901000	CURTAINS,NAPKINS,TABLE COVERS,MATS, OF PLASTICS	X		1,406,304
3924902000	PICTURE FRAMES OF PLASTICS	X		331,830
3924905500	HOUSEHOLD ARTICLES & TOILET ARTICLES,OF PLAST,NESO	X		22,787,066
3925100000	RESERVOIRS,TANKS,ETC,CAPACITY >300 LITERS,PLASTIC	X		1,528,083
3925200010	DOORS AND DOOR FRAMES, OF PLASTIC	NO	2,674	689,165
3925200090	WINDOWS & THEIR FRAMES &THRESHLDS FOR DOOR OF PLAS	KG	48,118	525,871
3925301000	BLINDS(INCLUDING VENETIAN BLINDS)OF PLASTIC	NO	29,605	1,153,233
3925305000	SHUTTERS & SIMILR ARTICLES & PARTS,OF PLAST,NESOI	X		116,902
3925900000	BUILDERS' WARE OF PLASTICS,NESOI	X		1,653,860
3926100000	OFFICE OR SCHOOL SUPPLIES OF PLASTIC	X		29,320,568
3926201010	GLOVES,SEAMLESS,SURGICAL & MEDICAL,OF PLASTIC	DPR	232,925	858,236
3926201060	GLOVES SEAMLESS,EXCEPT SURGICAL/MEDICAL, PLASTIC	DPR	28,611	689,656
3926202500	GLOVES SPEC DESIGNED FOR USE IN SPORTS, PLASTIC	NO	14,773	57,685
3926204000	GLOVES,OF PLASTIC,NESOI	DPR	29,563	347,352
3926205000	ART OF APPAREL & CLOTHING ACCESSORIES,PLAST, NESOI	DOZ	1,464,373	23,407,389
3926301000	HANDLES AND KNOBS FOR FURNITURE, COACHWORK	KG	103,892	192,840
3926305000	FITTINGS FOR FURNITURE,COACHWORK,ETC,PLASTIC,NESOI	KG	42,615	343,930
3926400000	STATUETTES & OTHER ORNAMENTAL ARTICLES,OF PLASTIC	X		288,164
3926901000	BUCKETS & PAILS,OF PLASTIC	NO	140,396	1,284,545
3926901500	NURSING NIPPLES & PACIFIERS	GRS	7,768	95,803
3926902000	ICE BAGS,DOUCHE BAGS,ETC, & FITTINGS THEREFOR	X		1,127,222
3926902500	HANDLES & KNOBS,OF PLASTIC,NESOI	KG	36,204	170,143
3926903000	PARTS FOR YACHTS OR PLEASURE BOATS,ETC	X		457,496
3926903300	HANDBAGS OF BEADS,BUGLES & SPANGLES	NO	11,025	78,224

TABLE - 1 SHIPMENTS OF MERCHANDISE FROM THE UNITED STATES TO PUERTO RICO, BY COMMODITY:
FISCAL YEAR 2003

COMM CODE	DESCRIPTION	UNIT	QUANTITY	VALUE - $
3926903500	BEADS,BUGLES,SPANGLES,NOT STRUNG,ETC,& ART THEREOF	X		1,332,388
3926904000	IMITATION GEMSTONES	X		143,430
3926904500	GASKETS,WASHERS & OTHER SEALS	X		5,601,995
3926905000	FRAMES OR MOUNTS FOR PHOTOGRAPHIC SLIDES	X		317,584
3926905500	BELTING & BELTS,FOR MACH,CONT TEXT FBR,V-BELTS	KG	72,179	944,449
3926905800	BELTING & BELTS,FOR MACH,CONT TEXT, EXC V-BELTS	KG	72,471	726,212
3926906000	BELTING & BELTS FOR MACHINERY,NESOI	KG	380,797	4,685,776
3926906700	BELTING & BELTS,FOR MACHINERY EXC CONT TEXT FIBERS	GRS	143,883	114,096
3926907500	PNEUMATIC MATTRESSES & OTH INFLATABLE ART,NESOI	X		359,584
3926908700	FLEX PLAS DOCUMENT BINDERS,WITH TABS,ROLLED/FLAT	X		48,658
3926909810	LABORATORY WARE	X		5,100,182
3926909830	OTH ART OF PLASTIC & OTH MAT,HDG 3901-3914,LADDERS	NO	529,916	20,091,336
3926909887	ART. OF PLASTIC AND OTHER MAT, HDG 3901-3914 NESOI	X		54,447,433
	RUBBER AND ARTICLES THEREOF.....	TOTAL		153,176,385
4001100000	NATURAL RUBBER LATEX, WHETHER OR NOT PREVULCANIZED	KG	53,679	233,554
4001290000	NATURAL RUBBER IN OTHER FORMS, NESOI	KG	945,123	3,147,736
4001300000	BALATA, GUTTA-PERCHA, GUAYULE & CHICLE	KG	128	3,000
4002110000	LATEX OF (SBR); (XSBR)	KG	80,871	216,156
4002190000	STYRENE-BUTADIENE RUB; (XSBR), EXC LATEX, NESOI	KG	77,643	110,552
4002200000	BUTADIENE RUBBER (BR)	KG	1,706	6,766
4002410000	LATEX OF CHLOROPRENE (CHLOROBUTADIENE) RUBBER (CR)	KG	157	3,444
4002490000	CHLOROPRENE (CHLOROBUTADIENE) RUB, EXC LATEX,NESOI	KG	261,945	650,612
4002510000	LATEX OF ACRYLONITRILE-BUTADIENE RUBBER (NBR)	KG	3,402	10,106
4002590000	ACRYLONITRILE-BUTADIENE RUBBER, EXC LATEX, NESOI	KG	1,730	9,272
4002600000	ISOPRENE RUBBER (IR)	KG	61,309	115,569
4002700000	ETHYLENE-PROPYLENE-NONCONJUGATED DIENE RUBBER	KG	16,995	33,369
4002800000	MIXTURES OF PRODUCT HDG 4001 WITH PRODUCT HDG 4002	KG	321	2,933
4002910000	OTHER LATEX, NESOI	KG	16,073	63,487
4002990000	SYNTHETIC RUB & FATICE DERIVED FROM OILS, NESOI	KG	110,140	193,928
4003000000	RECLAIM RUB IN PRIMARY FORM/PLATES, SHEETS/STRIP	KG	6,494	34,136
4004000000	WASTE OF RUB, EXC HD RUB, & POWDER OBTAIN THEREOF	KG	35,822	46,392
4005100000	RUB, UNVULCANIZED, COMPOUND W/ CARBON BLK/SILICA	KG	101,661	259,975
4005910000	RUBBER, UNVULCANIZED, IN PLATES, SHEETS, AND STRIP	KG	44,120	112,886
4005990000	COMPOUND RUB, UNVULCANIZED, IN PRIMARY FORM, NESOI	KG	18,194	49,641
4006100000	CAMEL-BACK STRIPS FOR RETREADING RUBBER TIRES	KG	38,985	103,582
4006900000	OTHER FORMS & ARTICLES, OF VULCANIZED RUB, NESOI	KG	144,934	389,376
4007000000	VULCANIZED RUBBER THREAD AND CORD	KG	65,539	273,347
4008110000	PLATE, SHEET & STRIP VULCANIZED RUB, CELLULAR RUB	KG	20,000	38,465
4008190000	RODS & PROFILE SHAPE VULCANIZED RUB, CELLULAR RUB	KG	48,689	256,515
4008210000	PLATES OF VULCANIZED RUB, OF NONCELLULAR RUBBER	KG	48,727	63,618
4008290000	RODS OF VULCANIZED RUB, OF NONCELLULAR RUB, NESOI	KG	3,057	63,746
4009110000	PIPE, NT REINFORCED/COMBINE W/MATERIAL, W/O FITTIN	KG	161,330	426,418
4009120020	BRAKE HSES W/FIT FR 8701.2,8702-8705,8711,NT REINF	KG	4,181	11,912
4009120050	PIPE, VULCANIZD RUB, W/ FITG, NESOI,NOT REINF/COMB	KG	35,449	75,986
4009210000	PIPE, REINFORCED/COMBINE W/METAL ONLY, W/O FITTING	KG	30,031	128,181
4009220020	BRAKE HOS W/FIT FOR87012,8702-8705,8711,REIN W/MTL	KG	5,352	7,172
4009220050	PIPE, VULCANIZED RUB, W/ FITTING, NESOI,REIN W/MTL	KG	39,101	72,932
4009310000	PIPE, REINFORCED/COMBINE W/ TEXTILES, W/O FITTINGS	KG	6,000	46,025
4009320020	BRAKE HOS W/FIT FOR87012,8702-8705,8711,REIN W/TXL	KG	1,201	4,199
4009320050	PIPE, VULCANIZED RUB, W/ FITNG, NESOI,REINF W/TXTL	KG	38,948	80,715
4009410000	PIPE, REINFORCED/COMBINE W/ MATERIAL, W/O FITTINGS	KG	1,107,962	2,278,835
4009420020	BRAKE HOS W/FIT FOR87012,8702-8705,8711,REIN,NESOI	KG	6,508	40,823
4009420050	PIPE, VULCANIZED RUB, W/ FITTING, REINF/COMB NESOI	KG	37,636	259,345
4010110000	CONVEYOR BELTS OR BELTING REINFORCED WITH METAL	KG	106,113	660,213
4010120000	CONVEYOR BELTS REINFORCED WITH TEXTILE MATERIALS	KG	21,855	218,048
4010130000	CONVEYOR BELTS REINFORCED ONLY WITH PLASTICS	KG	7,478	816,739
4010190000	CONVEYOR BELTS/BELTING OF VULCANIZE RUBBER, NESOI	KG	12,908	292,141
4010310000	ENDLESS TRANSMS BLT, TRAPZ, V-RIB CIRCUM 60-180CM	KG	814	44,467
4010320000	ENDLES TRANSMS BLT, TRAPZ, NT V-RIB,CIRCM 60-180CM	KG	164	2,570
4010390000	TRANSMISSION BELT/BELTING, OF VULCANIZE RUB, NESOI	KG	14,812	288,737
4011101000	RADIAL TIRES OF A KIND USED ON MOTOR CARS	NO	881,228	22,559,895
4011105000	PNEUMATIC TIRE, EXC RADIAL, USE MOTOR CARS, NESOI	NO	616,273	17,482,806
4011201005	RADIAL TIRES USED ON LIGHT TRUCK, ON-THE-HIGHWAY	NO	81,871	2,930,213
4011201015	RADIAL TIRE USE BUS/TRUCK, EXC LT TRUCK, ON HWY	NO	11,243	2,393,534
4011205010	TIRES, EXC RADIAL, USE LT TRUCK, ON HWY, NESOI	NO	74,009	2,566,061
4011205020	TIRE, EXC RADIAL, USE BUS, EXC LT TRUCK, NESOI	NO	42	6,124

TABLE - 1 SHIPMENTS OF MERCHANDISE FROM THE UNITED STATES TO PUERTO RICO, BY COMMODITY:
FISCAL YEAR 2003

COMM CODE	DESCRIPTION	UNIT	QUANTITY	VALUE - $
4011205030	TIRE, EXC RADIAL, USE ON BUS, RIM >=40.6 CM	NO	984	21,000
4011205050	NEW PNEUMATIC TIRE, RUB FOR BUS/TRK OFF-HWY, NESOI	NO	668	158,367
4011300000	NEW PNEUMATIC TIRES, OF RUBBER, USED ON AIRCRAFT	NO	8,052	424,205
4011400000	NEW PNEUMATIC TIRES, OF RUBBER, USED ON MOTORCYCLE	NO	2,194	143,580
4011500000	NEW PNEUMATIC TIRES, OF RUBBER, USED ON BICYCLES	NO	1,193	29,039
4011610000	NEW TIRE, HERRING-BONE, FOR TRACTOR IN AG/FORESTRY	NO	40	10,162
4011620000	NEW TIRE, HERRING-BONE FOR CONSTRUCTION RM LT=61CM	NO	395	35,232
4011690000	NEW TIRE, HERRING-BONE, NESOI	NO	733	56,026
4011920000	NEW TIRE, NOT HERING-BONE TREAD, FOR AG MACHINES	NO	50	3,472
4011934000	RADL TIRE, NOT HERING BONE,RIM LT=61CM,CONSRTUCT	NO	18	26,255
4011938000	NEW PNEUMATIC TIRES, CNSTR/INDST, 61CM MAX, NESOI	NO	684	36,648
4011948000	NEW PNUMATC TIRE,CONSTR/INDUST,RIM 61 CM MIN,NESOI	NO	486	38,279
4011998500	NEW PNEUMATIC TIRES, OF RUBBER, NESOI	NO	5,848	229,358
4012110000	RETREAD TIRE, RUBBER, USED ON MOTOR CARS	NO	41,573	1,225,761
4012130000	RETREAD TIRE OF RUBBER, USED ON AIRCRAFT	NO	25	4,125
4012190000	RETREADED TIRES OF RUBBER, NESOI	NO	278	14,403
4012200000	USED PNEUMATIC TIRES OF RUBBER	NO	114,047	925,279
4012901000	SOLID OR CUSHION TIRES, OF RUBBER	NO	106	8,779
4012906000	INTERCHANGEABLE TIRE TREADS & TIRE FLAPS, OF RUB	KG	332,881	869,005
4013100020	INNERTUBES, OF RUBBER, USED ON TRUCKS AND BUSES	NO	5	3,951
4013900000	INNER TUBES, OF RUBBER, NESOI	NO	20,554	2,182,950
4014100000	SHEATH CONTRACEPTIVE, OF VULCANIZE RUB, EXC HD RUB	X		135,725
4014901000	NURSING NIPPLES, OF VULCANIZE RUB, EXC HARD RUB	GRS	29,545	184,877
4014905000	HYGENIC ARTICLE, EXC NURSING NIPPLES, NESOI	X		43,939,530
4015110100	GLOVES, SURGICAL, OF VULCAN. RUB. EXC HARD RUBBER	DPR	2,512	53,711
4015190002	GLOVES, MITTENS, AND MITTS OF VULCAN. RUB., NESOI	DPR	11,523	195,776
4015900000	ARTICLE OF APPAREL, EXC GLOVE, VULCANIZE RUB,NESOI	X		15,760,675
4016100000	OTHER ARTICLE OF VULCANIZED RUB, OF CELLULAR RUB	X		2,388,545
4016910000	FLOOR COVERING & MAT, VULCANIZE RUB, EXC HARD RUB	X		257,664
4016920000	ERASERS, OF VULCANIZED RUBBER, EXC HARD RUBBER	X		473,159
4016930000	GASKET, WASHERS & OTHER SEALS, OF VULCANIZED RUB	X		8,190,160
4016940000	BOAT/DOCK FENDER, INFLATABLE/NT, OF VULCANIZED RUB	X		30,591
4016950000	INFLATABLE ARTICLES, EXC BOAT/DOCK FENDER, NESOI	X		212,826
4016990500	HOUSEHOLD ARTICLES, OF VULCANIZED RUBBER, NESOI	X		416,497
4016995010	MECHANIC ARTICLE FOR MOTOR VEHICLE, VULCANIZED RUB	X		10,946,705
4016996000	OTHER ARTICLES VULCANIZED RUB, EXC HD RUB, NESOI	X		3,294,941
4017000000	HARD RUB IN ALL FORMS; ARTICLES OF HARD RUBBER	X		62,873
	RAW HIDES AND SKINS, LEATHER, FURSKINS AND ARTICLES THEREOF; SADDLERY AND HARNESS; TRAVEL GOODS, HANDBAGS AND SIMILAR CONTAINERS; ARTICLES OF ANIMAL GUT(OTHER THAN SILKWORM GUT).....	TOTAL		150,638,634
	RAW HIDES AND SKINS(OTHER THAN FURSKINS) AND LEATHER.....	TOTAL		3,729,463
4101201020	HIDE/SKIN EQU WHLE NT PRTND WGT LT 8KG DR/10KG/16K	PCS	28,158	809,001
4101207000	EQ RW HIDE /SKIN,WHOLE, EXC BOV, PRETAN,GT 28 SQFT	KG	1,888	26,198
4101501010	CATTLE HIDES, WHOLE, NT PRETAN, WGT EXCEED 16KG	PCS	1,641	49,358
4101501095	HIDE/SKIN EQUIN ANIMAL WHLE NT PRTAN, WGT GT 16KG	PCS	1,835	55,044
4103902000	HIDES/SKINS NESOI, PRETAN,FRESH, ETC,NT FURT PREPA	X		3,164
4104111000	BOV WHOLE UPR/LINE LTHER FULL GRN WET LT 28SQ FT	M2	11,250	306,012
4104114000	BVN NESOI&EQN,UPR/SOL LTHR,FUL GRN,WET,NOFURTHPREP	M2	9,244	188,777
4104115080	BOV/EQU TNNED HIDE/SKN NESOI OT,FULL,WET ST,NESOI	M2	355	9,649
4104192000	BV NESOI WHOLE EXC UP/LIN LEATHER WET ST OT FLL GR	M2	1,606	46,229
4104194000	BOVNE&EQUINE UPR/SOLE LTHR NESOI,WET,NO FURTH PREP	M2	1,432	36,708
4104412000	BV LTHR NESOI WHOLE EXC UP/LIN FLL GRN DRY LT 28 S	M2	5,788	191,510
4104414000	BOV&EQN UPR/SOL LTHR,FUL GRN,DRY,NESOI,NOFURTHPREP	M2	30,865	910,954
4104415080	BOV/EQU HIDE/SKIN, NESOI, FULL GRAIN, DRY STATE	M2	131	2,950
4104495080	BOV/EQU HDE/SKN NESOI EXC WET BLUE OT FLL GRN, DRY	M2	129	3,500
4105100000	SHEEP, LAMB SKIN, WET STATE, TAN/CRUST, W/O WOOL	M2	20,196	549,420
4105300000	SHEEP/LAMB CRUST SKIN,W/O WOOL, DRY STATE	M2	2,427	48,523
4107111000	BOV LEATHER UP/ LINE WHOLE FULL GRN LT 28 SFT	M2	1,091	27,256
4107115000	BVN&EQN UPHLSTRY LTHR NESOI FUL GRN,WHL,FURTH PREP	M2	406	10,993
4107116060	BVN/EQN SOLE LTHR NESOI, FUL GRN,WHOLE,FURTH PREP	M2	8,028	40,619
4107117030	BVN&EQN BELT LTHR-NT FNCY,NESOI,FUL GRN,WHOL,FURTH	M2	1,487	6,169

TABLE - 1 SHIPMENTS OF MERCHANDISE FROM THE UNITED STATES TO PUERTO RICO, BY COMMODITY:
FISCAL YEAR 2003

COMM CODE	DESCRIPTION	UNIT	QUANTITY	VALUE - $
4107117050	WH HD/SK BV/EQUN BG/CS/ST/CR LEA NT FCY FL GR/UNSP	M2	663	13,225
4107125000	BVN&EQN,UPHLSTRY LTHR NESOI,SPLT GRN,WHL,FURTHPREP	M2	110	2,990
4107127050	WHL HD/SK BVN/EQUIN BG/CS/STR/CLR LEA NT FCY GR SP	M2	762	15,188
4107195000	BVN&EQN UPHOLSTERY LTHR NESOI, WHOLE,FURTH PREP	M2	843	3,494
4107917030	BVN&EQN BEL LTHR NT FANCY NESOI,NT WHOL,FURTH PREP	M2	773	7,519
4107925000	BVN& EQN UPHLSTRY LTHR,SPLIT GRN,NESOI,FURTH PREP	M2	605	2,508
4107926010	BVN&EQN UP LTHR,NT WHOL,GRIN SPLIT,NESOI,FUTH PREP	M2	1,457	32,015
4107927050	OTHR INC SD BVN/EQUN BG/CS/STP/CR LEA NT FCY GR SP	M2	453	9,058
4107995000	BVN&EQN UPHLSTRY LTHR NESOI,SPLT GRN,FURTH PREP	M2	906	3,759
4107997030	BVN/EQUIN BELT LTHR, NT FNCY, NESOI,PREP AFT TAN	M2	3,823	15,857
4107997050	BVN/EQUIN BG,CS,ST,CLR LTR,NT FCY NESOI	M2	727	4,000
4107997090	BOV/EQ LTHER,NESOI EXC GRN SPLIT, NT FANCY NESOI	M2	610	16,594
4113900000	LEATHER OF ANIMALS, NESOI, FURTHER PREPARED	M2	2,032	62,866
4114200000	PATENT & PATENT LAMINATED LEATHER; METALLZD LEATHR	M2	574	23,888
4115100000	COMP LTHR/ LTHR FIBER IN SLABS, SHEETS, STRIP	KG	115,864	194,468
	ARTICLES OF LEATHER; SADDLERY AND HARNESS; TRAVEL GOODS, HANDBAGS AND SIMILAR CONTAINERS; ARTICLES OF ANIMAL GUT (OTHER THAN SILKWORM GUT).....	TOTAL		113,825,550
4201003000	DOG LEASHES,COLLARS,MUZZLES,HARNESSES ETC FOR DOGS	X		727,098
4201006000	SADDLERY & HARNESSES ETC FOR ANY ANIMAL, NESOI	X		230,275
4202110000	TRUNKS, SUITCASES,ETC,SURFACE COMPS/PATENT LEATHER	NO	61,843	1,002,800
4202120000	TRUNKS, SUITCASES,ETC,SURFACE PLASTIC/TEXT MATERLS	NO	270,763	1,764,325
4202190000	TRUNKS,SUITCASES,VANITY CASES ETC,NESOI	NO	228,848	1,623,833
4202210000	HANDBAGS, SURFACE OF COMPOSITION/PATENT LEATHER	NO	34,527	768,769
4202220000	HANDBAGS, SURFACE OF PLASTIC SHEET/TEXT MATERIALS	NO	114,828	694,308
4202290000	HANDBAGS,NESOI	NO	29,637	385,088
4202310000	ARTICLES FOR POCKET OR HANDBAG,COMP/PATENT LEATHER	NO	44,284	637,611
4202320000	ARTICLES FOR POCKET/HANDBAG, PLASTIC/TEXT MATERIAL	NO	46,501	252,239
4202390000	ARTICLES FOR POCKET OR HANDBAG,NESOI	NO	552,562	3,127,136
4202910010	GOLF BAGS,OUTER SURFACE LEATHER	NO	648	12,453
4202910040	OTHER BAGS, OUTER SURFACE COMPS/PATENT LEATH,NESOI	NO	94,375	362,146
4202920500	INSULATED FOOD/BEVERAGE BAG OF SHEETING PLASTIC	NO	54,384	123,747
4202925000	MUSICAL INSTRUMENT CASES OF PLST/TEXT MATERIAL	NO	35,031	226,664
4202926000	INSULATED FOOD/BEVERAGE BAG OF SHEETING PLASTIC	NO	1,665	19,527
4202927000	CONTAINERS NESOI W OUTER SURFACE PLSTIC/TEXT MTRLS	NO	802,552	2,138,104
4202990000	CASES, BAGS & CONT, OTHER OF MATR/COVERINGS,NESOI	NO	106,050	1,226,425
4203100010	COATS & JACKETS (NOT OF REPTILE LEATHER)	NO	10,108	167,180
4203100090	ARTICLES OF APPAREL, NESOI	NO	3,674,031	70,809,868
4203210000	GLOVES, MITTENS & MITTS FOR USE IN SPORTS	NO	4,533	75,161
4203290000	GLOVES, MITTENS & MITTS NOT FOR USE IN SPORTS	DPR	2,412	45,535
4203300000	BELTS & BANDOLIERS WITH OR WITHOUT BUCKLES	X		374,074
4203400000	OTH CLOTHING ACCESSORIES, LEATHER/COMPOS LEATHER	X		25,048,730
4204000000	ARTICLES OF LEATHER USED IN MACHINERY/MECH APPLIAN	X		146,861
4205000000	ARTICLES OF LEATHER, NESOI	X		931,887
4206100000	ARTICLES OF CATGUT	X		318,226
4206900000	OTH ART OF GUT,OF GOLDBEATERS SKIN,BLADDERS,TENDON	X		585,480
	FURSKINS AND ARTIFICIAL FUR; MANUFACTURES THEREOF.....	TOTAL		33,083,621
4301100000	MINK FURSKINS, RAW, WHOLE	NO	4,055	129,678
4301800197	FURSKINS NESOI, RAW, WHOLE	NO	494	9,891
4301900000	HEADS/PCS, CUTTINGS ETC FURSKINS FOR FURRIERS' USE	X		58,000
4302110000	MINK FURSKINS, WHOLE, TANNED/DRESSED NOT ASSEMBLED	NO	174	4,997
4302130000	PERSIAN ETC LAMB FURSKIN WHOLE TANNED NOT ASSEMBLE	NO	201	3,500
4302190002	FURSKINS NESOI, WHOLE TANNED/DRESSED NOT ASSEMBLED	NO	3	2,778
4302200000	FURSKIN PIECES/CUTTINGS TANNED/DRESSED NT ASSEMBLD	X		18,398
4303100030	MINK FURSKIN ARTICLES, APPAREL, CLOTHING ACCESSORY	NO	9,116	469,331
4303100060	FURSKIN ARTICLE APPAREL CLOTHING ACCESSORIES NESOI	NO	391,633	5,456,908
4303900000	ARTICLES OF FURSKINS, NESOI	X		26,891,701
4304000000	ARTIFICIAL FUR AND ARTICLES THEREOF	X		38,439
	WOOD AND ARTICLES OF WOOD;WOOD CHARCOAL; CORK AND ARTICLES OF CORK; MANUFACTURES OF STRAW, OF ESPARTO OR OF OTHER PLAITING MATERIALS; BASKETWARE AND WICKERWORK.....	TOTAL		61,609,138

TABLE - 1 SHIPMENTS OF MERCHANDISE FROM THE UNITED STATES TO PUERTO RICO, BY COMMODITY:
FISCAL YEAR 2003

COMM CODE	DESCRIPTION	UNIT	QUANTITY	VALUE - $
	WOOD AND ARTICLES OF WOOD;			
	WOOD CHARCOAL.....	TOTAL		59,901,189
4401100000	FUEL WOOD, IN LOGS, BILLETS, TWIGS, FAGGOTS, ETC	X		19,625
4401210000	WOOD IN CHIPS, CONIFEROUS (DRY WEIGHT BASIS)	T	32,201	3,100,843
4401220000	WOOD IN CHIPS, NONCONIFEROUS (DRY WEIGHT BASIS)	T	192	100,714
4401300000	SAWDUST AND WOOD WASTE AND SCRAP	KG	45,211	28,200
4402000000	WOOD CHARCOAL, WHETHER OR NOT AGGLOMERATED	T	496	254,545
4403100030	POLES/PILES/POSTS, TREATED PAINT/STAIN/CRESOTE ETC	NO	19,520	1,537,146
4403100060	WOOD IN ROUGH NESOI TREATD PAINT/STAIN/CRESOTE ETC	M3	1,341	48,663
4403200005	PULPWOOD, CONIFEROUS	M3	370	41,000
4403200010	POLES, PILES, POSTS ROUGH, NOT TREATED, CONIFEROUS	NO	21,388	609,818
4403200020	SOUTHERN YELLOW/PITCH ETC PINE LOG/TMBR NT TRT, RG	M3	463	52,135
4403200030	PINE, NESOI, LOGS AND TIMBER, IN THE ROUGH, NT TRT	M3	939	78,866
4403200060	LOGS/TIMBER IN THE ROUGH, CONIFEROUS, NESOI NOT TR	M3	393	69,500
4403200065	WOOD IN THE ROUGH, CONIFEROUS, NOT TREATED, NESOI	M3	191	46,454
4403490000	OTHER TROPICAL WOOD IN ROUGH ETC, NOT TREATED	M3	45	10,000
4403910020	RED OAK WOOD, IN THE ROUGH, NOT TREATED	M3	200	44,398
4403910040	OAK, EXCEPT RED OAK, WOOD, IN THE ROUGH, NT TREATD	M3	8	4,037
4403990025	POLES, PILES & POSTS, ROUGH, NONCONIFEROUS, NT TRT	NO	1,121	71,044
4403990060	MAPLE WOOD, IN THE ROUGH, NOT TREATED	M3	13	3,296
4403990090	NONCONIFEROUS WOOD NESOI, IN THE ROUGH, NOT TREATD	M3	219	54,900
4404100040	FENCE PICKETS/PALINGS/RAIL CONIFEROUS WOOD POINTED	X		226,967
4404100095	HOOPWOOD/SPLIT POLE/CHIPWOOD/WD STCK ETC CONIFERUS	X		9,591
4404200040	FENCE PICKETS/PALINGS/RAIL NONCONIFER WOOD, POINTD	X		16,538
4404200095	HOOPWOOD/SPLIT POLE/CHIPWOOD/WD STCK ETC NONCONIFR	X		5,894
4405000000	WOOD WOOL (EXCELSIOR); WOOD FLOUR	KG	14,098	25,000
4406100000	RAILWAY, TRAMWAY SLEEPERS, WOOD, NOT IMPREGNATED	M3	8	16,640
4407100001	FINGER-JOINTED WOOD	M3	902	107,351
4407100002	WOOD SWN LGTHWSE TRTD OV 6MM CONIF EX FINGER-JOINT	M3	9,842	2,304,745
4407100015	MIX SPRU/PINE/FIR WD OV6MM NT TR EX FINGER-JOINTED	M3	1,660	310,393
4407100018	SITKA SPRUCE NESOI OV 6MM NT TRT EX FINGER-JOINTED	M3	509	45,584
4407100020	SPRUCE NESOI OV 6MM NT TREATD NESOI EX FINGR-JOINT	M3	172	58,365
4407100043	E.WHT/RED PINE OV 6MM NT TRT NESOI EX FINGR-JOINTD	M3	180	5,321
4407100045	LODGEPOLE PINE OV6MM NT TRT NESOI EX FINGER-JOINTD	M3	504	129,174
4407100046	PITCH PINE OV6MM NT TRT RGH EX FINGER-JOINTED	M3	4,678	1,213,491
4407100047	PITCH PINE OV6MM NOT TRT NESOI EX FINGER-JOINTED	M3	42,754	10,206,789
4407100052	PINE WOOD NESOI OV 6MM UNTRT RGH EX FINGR-JOINTED	M3	471	122,972
4407100053	PINE WOOD NESOI OV 6MM UNTRTD NESOI EX FINGR-JOINT	M3	252	82,123
4407100075	YELLOW CEDAR OV6MM UNTREAT NESOI EX FINGER-JOINTD	M3	78	23,556
4407100077	CEDAR WD NESOI OV6MM UNTREATD NESOI EX FINGR-JOINT	M3	56	52,626
4407100083	REDWOOD OV 6MM UNTREATD NESOI EXCEPT FINGER-JOINTD	M3	157	63,220
4407100092	CONIFROUS WD NESOI OV6MM UNTRTD RGH EX FINGR-JOINT	M3	36	24,173
4407240000	VIROLA/MOHOGANY/IMBUIA/BALSA WOOD SAWN OR CHIP ETC	M3	461	418,438
4407260000	WHITE LAUAN/MERANTI/SERAYA, YELLOW MERANTI & ALAN	M3	375	120,556
4407910020	RED OAK WOOD SAWN LENGTHWISE, OVER 6MM, ROUGH	M3	18	6,476
4407910021	RED OAK WOOD SAWN LENGTHWISE, OVER 6 MM, NESOI	M3	153	111,194
4407910060	OAK WOOD EXCEPT RED SAWN LNGTHWISE OVER 6MM, ROUGH	M3	79	14,656
4407910061	OAK WOOD EXCEPT RED SAWN LNGTHWISE OVER 6MM, NESOI	M3	36	26,310
4407990020	HARD MAPLE WOOD SAWN LENGTHWISE OVER 6MM, ROUGH	M3	34	22,293
4407990045	YELLOW POPLAR WOOD SAWN LNGTHWISE OVER 6MM, ROUGH	M3	49	15,458
4407990046	YELLOW POPLAR WOOD SAWN LENGTHWISE OVER 6 MM NESOI	M3	106	39,745
4408100020	VENEER/PLYWD SHEET SAW LNGTHWS NOV6MM BACKED SOFTW	M2	1,599	20,016
4408100120	VENEER/PLYWD SHEET,CONFI, SAW LNGTHWS,<6MM,BACKED	M2	25,410	93,063
4408390100	VENEER/PLYWOOD SHEET, TROPICAL WOOD, NESOI, NOV6MM	M2	10,021	15,974
4408900030	CHERRY VEN/PLYWD SHEET SAW LNGTHWS NOV6MM NOT BACK	M2	5,141	6,682
4408900065	ASH VENEER/PLYWD SHEETS LNGTHWS NOV 6MM NOT BACKED	M2	17,059	21,323
4408900070	WALNUT VEN/PLYWD SHEET SAWN LNGTHWS NOV6MM NT BACK	M2	7,417	15,946
4408900080	NONCONIF NESOI VEN/PLYWD SHT LNGTHWS NOV6MM N/BACK	M2	4,455	5,345
4408900090	NONCONIF VEN/PLYWD SHT SAWN LNGTHWS NOV6MM BACKED	M2	3,114	15,315
4408900140	MAPLE VEN/PLYWD SHEET SAW LNGTHWS NOV6MM NT BACKED	M2	5,478	6,299
4408900180	VENEER/PLYWOOD SHEET,NESOI,SWN LNGTHWS <6MM,N/BACK	M2	19,763	38,887
4408900190	VENEER/PLYWOD/LAMINATD WOD,NESOI,REINFORCED/BACKED	M2	5,425	20,500
4409101000	WOOD SIDING, CONIFEROUS	M2	171	16,459
4409102000	WOOD FLOORING, NOT ASSEMBLED, CONIFEROUS	M2	15,038	248,518
4409103000	WOOD MOLDINGS, CONIFEROUS	M	3,872,624	729,745
4409107000	WOOD DOWEL RODS, CONIFEROUS	M	24,403	2,802

TABLE - 1 SHIPMENTS OF MERCHANDISE FROM THE UNITED STATES TO PUERTO RICO, BY COMMODITY:
FISCAL YEAR 2003

COMM CODE	DESCRIPTION	UNIT	QUANTITY	VALUE - $
4409109000	WOOD CONTINOUSLY SHAPED, CONIFEROUS, NESOI	M3	981	58,836
4409202500	WOOD FLOORING, NONCONIFEROUS	M2	4,419	99,434
4409204500	WOOD MOLDINGS, NONCONIFEROUS	M	268,471	140,245
4409209000	WOOD CONTINUOUSLY SHAPED, NONCONIFEROUS, NESOI	M3	624	86,229
4410290000	ORIENTED STRAND BOARD & WAFERBOARD, OF WOOD: NESOI	M3	60	25,812
4410310020	PARTICLE BOARD,WD,UNWRKD OR NT FRTHR WRKD THN SAND	M3	59	20,558
4410310060	BRD OF WOOD, NESOI,UNWKD/ NT FRTHR WRKD THAN SAND	M3	23	17,157
4410320060	BRD OF WD,NESOI,SRRFC-COVER W/MELAMINE-IMPREG PAPR	M3	58	17,483
4410330020	PRTCL BRD, SRFCD-CVRD W/DCRTV LAMINTES OF PLASTIC	M3	1,008	282,725
4410330060	BRD OF WD,NESOI,SRFCD-CVRD W/DECO LAMINTS OF PLAST	M3	173	53,868
4410390020	PARTICLE BOARD OF WOOD, NESOI	M3	750	382,596
4410390060	BOARD OF WOOD, NESOI	M3	27	12,712
4410900000	PARTICLE & SIMILAR BOARD OF LIGNEOUS MAT'L NESOI	M3	177	33,397
4411110000	FIBERBD LIGNEOUS OV.8G/CM3 NOT MECHANICALLY WORKED	M3	1,089	334,084
4411190000	FIBERBRD WOOD/LIGNEOUS MAT'L DENSTY >.8G/CM3 NESOI	M3	418	135,207
4411290000	FIBERBOARD WD/LIGNEOUS DENSTY .5 -.8 G/CM3, NESOI	M3	72	26,266
4411310000	FIBERBD LIGNEOUS OV.35/NOV.5G/CM3 NT SURFACE COVER	M3	9	24,980
4411390000	FIBERBOARD LIGNEOUS MAT'LS OV.35/NOV.5G/CM3 NESOI	M3	277	99,946
4411910000	FIBERBD WD/LIGNEOUS MAT'L NOT SURFACE COVERD NESOI	M3	13	3,720
4411990000	FIBERBOARD, WOOD, OTHER LIGNEOUS MATERIALS, NESOI	M3	3,634	531,143
4412130002	PLYWOOD AT LEAST ONE OUTER PLY TROPICAL WOOD	M3	4	4,080
4412143100	PLYWD 1 OUTER PLY NONCONIF WOOD NESOI NOT COVERED	M3	527	176,592
4412145600	PLYWOOD ONE OUTER PLY NONCONIF WOOD,6MM THCK,NESOI	M3	159	31,697
4412191000	PLYWD OUTR PLIES SFTWD 1 PARANA PINE, SOLELY WOOD	M3	4,091	712,527
4412194010	PLYWD OUTR PLIES SFTWD 1 DOUGLAS FIR WD SHEET ONLY	M3	38	9,110
4412194030	PLYWD 1 OUT PLY VA PINE ETC BOTH OUTER PLIES SFTWD	M3	8,723	2,234,464
4412194080	PLYWD BOTH OUTER PLIES CONIFER WD NESOI NT COVERED	M3	903	202,285
4412195010	PLYWD ONE OUTER PLY DOUGLAS FIR BOTH SOFTWD, NESOI	M3	319	214,182
4412195030	PLYWD OUTR PLY LONG LEAF PINE ETC BOTH SFTWD NESOI	M3	30,073	8,394,776
4412195050	PLYWOOD BOTH OUTER PLIES OF CONIFEROUS WOOD, NESOI	M3	285	47,577
4412220600	VENEER PANEL/ETC 1 OUTR PLY HRDWD 1 LAYR PRTCL BD	M3	619	55,037
4412221550	VENER PANEL/1 OUTR PLY HRDWD& AT LEST 1 LAY TRPC W	M3	179	50,338
4412230002	VENEER PANEL/ETC 1 LAYR PARTICLE BOARD, NESOI	M3	89	20,000
4412290002	VENEERED PANELS ETC AT LEAST 1 OUT PLY HRDWD NESOI	M3	352	53,862
4412990002	VENEER PANELS AND SIMILAR LAMINATED WOOD, NESOI	M3	366	71,141
4413000000	DENSIFIED WD BLOCKS/PLATES/STRIPS/PROFILE SHAPES	KG	10,520	27,579
4414000000	WOODEN FRAMES PAINTINGS, PHOTOGRAPHS, MIRRORS, ETC	NO	143,412	653,852
4415100000	CASES/BOXES/CRATES/SIMLR PACKNGS, CABLE-DRUMS, WOO	NO	90,576	464,290
4415200000	PALLETS, BOX PALLETS AND OTHER LOAD BOARDS OF WOOD	NO	229,295	619,651
4416003010	CASKS, BARRELS AND HOGSHEADS, NEW, OF WOOD	NO	5,832	339,948
4416003020	CASKS, BARRELS, HOGSHEADS, USED, ASSEMBLED, WOOD	NO	2,133	79,320
4416003030	CASKS, BARRELS, HOGSHEADS, USED, UNASSEMBLED, WOOD	NO	6,699	94,484
4416006020	HOOPS, NEW, OF WOOD	NO	9,801	22,050
4416009020	VATS, TUBS/COOPERS PRDCTS/PARTS, WOOD, NEW, NESOI	X		31,584
4416009040	VATS, TUBS/COOPERS PRDCTS/PARTS, WOOD, USED, NESOI	X		17,375
4417000000	TOOLS/TOOL & BROOM BODIES ETC SHOE LAST/TREES WOOD	X		1,146,011
4418100000	WINDOWS, FRENCH-WINDOWS AND THEIR FRAMES, OF WOOD	NO	21,408	575,170
4418200030	FLUSH DOORS, OF WOOD	NO	14,973	482,029
4418200060	DOORS AND THEIR FRAMES, THRESHOLDS, OF WOOD, NESOI	NO	67,914	1,372,693
4418300000	PARQUET PANELS, OF WOOD	M2	2,661	34,744
4418400000	FORMWORK (SHUTTERING) FOR CONCRETE CONSTRUCTN WOOD	X		555,234
4418500000	SHINGLES AND SHAKES OF WOOD	SQ	93	17,633
4418904560	FABRICATED STRUCTURAL WOOD MEMBERS, NESOI	X		198,787
4418904580	BUILDERS' JOINERY AND CARPENTRY OF WOOD, NESOI	X		4,557,128
4419000000	TABLEWARE AND KITCHENWARE, OF WOOD	X		173,186
4420100000	STATUETTES AND OTHER ORNAMENTS, OF WOOD	X		11,743
4420907000	JEWELRY BOXES/SILVERWARE CHESTS/CIGAR BOX ETC WOOD	NO	41,624	205,639
4420908000	WOOD MARQUETRY, INLAID WOOD, CASKETS, ETC, NESOI	X		2,197,806
4421100000	CLOTHES HANGERS, OF WOOD	X		886,814
4421902500	WOOD DOWEL PINS	M	29,073	16,554
4421904500	WOOD BLINDS, SHUTTERS, SCREENS AND SHADES	X		3,521,422
4421906500	TOOTHPICKS/SKEWERS ETC & SIMLR SMALL WARES OF WOOD	X		2,370,355
4421907000	PICKET/PALING/POST/RAIL, SAWN; ASSMBLD FENCE, WOOD	X		70,603
4421909750	ARTICLES OF WOOD, NESOI	X		1,235,742
	CORK AND ARTICLES OF CORK.....	TOTAL		560,711
4501100000	NATURAL CORK, RAW OR SIMPLY PREPARED	KG	108	3,042

TABLE - 1 SHIPMENTS OF MERCHANDISE FROM THE UNITED STATES TO PUERTO RICO, BY COMMODITY:
FISCAL YEAR 2003

COMM CODE	DESCRIPTION	UNIT	QUANTITY	VALUE - $
4502000000	NATURAL CORK DEBACK/RGH SQD IN BLKS/SHEETS/STRIPS	KG	31,304	31,996
4503900000	ARTICLES OF NATURAL CORK, NESOI	X		251,662
4504100000	BLOCKS/PLATES/SHEETS/TILE/DISKS ETC OF AGGLOM CORK	KG	91,621	152,601
4504900000	AGGLOMERATED CORK & ARTICLES OF AGGLOM CORK, NESOI	X		121,410
	MANUFACTURES OF STRAW, OF ESPARTO OR OF OTHER PLAITING MATERIALS; BASKETWARE AND WICKERWORK.....	TOTAL		1,147,238
4601200000	MATS, MATTING AND SCREENS OF VEGETABLE MATERIALS	X		69,387
4601914000	PLAIT & SIM PROD, VEG MAT, BOUND/WVN, NESOI	X		25,209
4601990500	PLAITS & SMLR PRDCT,EX VEG. MATL,STRIPS OR NT,NESO	X		8,358
4601999000	PLAITS & SIM PROD, PLAIT MAT, EXC VEG MATS, NESOI	X		877,201
4602100000	BASKETWORK/OTHR ARTCLS VEG MATRLS NESOI INC LOOFAH	X		130,726
4602900000	BASKETWORK/OTHR ARTCLS NON-VEGETABLE MATRIAL NESOI	X		36,357
	PULP OF WOOD OR OF OTHER FIBROUS CELLULOSIC MATERIAL; WASTE AND SCRAP OF PAPER OR PAPERBOARD; PAPER AND PAPERBOARD AND ARTICLES THEREOF.....	TOTAL		533,850,321
	PULP OF WOOD OR OF OTHER FIBROUS CELLULOSIC MATERIAL;WASTE AND SCRAP OF PAPER OR PAPERBOARD.....	TOTAL		4,424,472
4702000000	CHEMICAL WOODPULP, DISSOLVING GRADES (AIR DRY WT.)	CTN	77	47,690
4703190000	CHEM WDPULP SULFATE GR NONCONIF UNBLCH, AIR DRY WT	CTN	364	100,000
4703210040	CHEM WDPULP SULFATE GR CONIF, BLEACHED, AIR DRY WT	CTN	1,393	699,921
4704110000	CHEM WDPULP SULFITE GR CONIF UNBLEACHD, AIR DRY WT	CTN	68	15,000
4704190000	CHEM WDPULP SULFITE GR UNBLCH NONCONIF, AIR DRY WT	CTN	2,557	564,978
4704210000	CHEM WDPULP SULFITE GR CONIF SEMIBLECH, AIR DRY WT	CTN	32	16,758
4704290000	CHEM WDPULP SULFITE GR NONCONF SEMIBLEA AIR DRY WT	CTN	1,144	483,374
4706200000	PULP OF FIBER DERIVED FROM RECOVD PAPER/PAPERBOARD	CTN	790	661,965
4706920000	CHEM PULP/OTH FIBROUS CELLULOSIC MAT'L, AIR DRY WT	CTN	72	36,466
4707100000	WASTE, SCRAP UNBLEACH KRAFT, CORRUGATD PAPER/PPRBD	T	1,409	177,339
4707200020	HIGH-GRADE DEINKING WASTE PAPER AND PAPERBOARD	T	70	12,857
4707200040	WASTE/SCRAP PPR/PPRBD, BLCH CHEM PULP, NOT COLORED	T	761	103,665
4707300020	NEWSPRINT WASTE AND SCRAP PAPER	T	4,824	400,021
4707300040	WASTE/SCRAP PAPER, PAPERBD, MECHANICAL PULP, NESOI	T	97	108,482
4707900000	WASTE, SCRAP, INCL UNSORTED, PAPER, PAPERBD, NESOI	T	7,210	995,956
	PAPER AND PAPERBOARD; ARTICLES OF PAPER PULP, OF PAPER OR OF PAPERBOARD.....	TOTAL		380,763,725
4801000002	NEWSPRINT, IN ROLLS OR SHEETS	T	562	378,912
4802100000	HANDMADE PAPER AND PAPERBOARD, UNCOATED	KG	1,193,224	1,358,822
4802201000	UNCTD BASE PPR TO BE SNSTZED (PHOTO ETC) STRPS/RLL	M2	124,625	271,519
4802202000	UNCTD BASIC PPR TO BE SENSITZD FOR PHOTOGRPHY CUT	M2	130,674	1,735,938
4802204000	UNCTD PPR/PBRD FOR PHOTO/HEAT/ELECTRO SENSTV,NESOI	M2	131,661	179,533
4802302050	CARBONIZING BASE PAPER, UNCOATED, STRIPS OR ROLLS	KG	3,724	5,967
4802307000	CARBONIZING BASE PAPER, UNCOATED, NESOI	KG	183,462	200,103
4802400002	WALLPAPER BASE (HANGING PPR) UNCOATD, ROLLS/SHEETS	KG	282,838	559,675
4802541000	WRITING PPR UNCTD NOV 10% MECH FBR LT 40G/M2 RL/SH	KG	470,620	510,980
4802543550	PPR/PBRD UNCTD NOV 10% MECH NESOI LT 40G/M2,RL/SHT	KG	2,328,489	3,121,966
4802544000	UNCOATED PPR/PBRD NESOI PRNT/EMBSSD WT<40G/M2 ETC	KG	1,746,044	1,447,005
4802545000	UNCTD BASIC PPR TO BE SENSITZD FOR PHTGRPHY CUT SZ	KG	6,348	4,046
4802546000	PPR/PBRD UNCTD WT<40G/M2, NESOI, CUT TO SIZE/SHAPE	KG	1,127,258	1,183,368
4802551000	WRTNG/CVDR PPR,NOV 10% MECH 40-150 G/M2, WD>15CM	KG	3,077,036	2,493,004
4802553550	PPR/PBRD UNCTD NOV 10% MECH,NESOI,40-150G/M2 RLLS	KG	210,959	292,506
4802555000	BASIC SNSTZD PPR/ PHTGRPHY,UNCTD,NESOI WT<40G/M2	KG	96,204	102,677
4802556000	BASIC PPR TO BE SNSTZD FOR PHTGRPHY WT >40-150G/M2	KG	2,064	43,379
4802557000	UNCOAT PPR & PPRBORD WT 40-150G/M2,WDT LT15CM,NES	KG	9,655	18,815
4802561000	WRITING/CVDR PPR WGHT 40-150G/M2 W/360MMX150MM ST	KG	256,119	251,462
4802564550	PPR/PBRD UNCTD<10% MECH NESOI 40-150G/M2 360X150CM	KG	256,390	269,208
4802565000	UNCOATED PPR/PBRD, WT 40-150G/M2,NESOI PRNT/EMBSSD	KG	53,461	83,521
4802566000	BASIC PPR, UNCTD, WT 40-150G/M2, WD <435X297CM ETC	KG	348	4,523
4802567000	PPR/PBRD UNCTD WT40-150G/M2,GRAPHIC PUR,SHETS,NESO	KG	258,744	383,477
4802571000	WRTNG/CVDR PPR NOV 10% MECH NESOI 40-150G/M2 SHEET	KG	19,378	8,102

TABLE - 1 SHIPMENTS OF MERCHANDISE FROM THE UNITED STATES TO PUERTO RICO, BY COMMODITY:
FISCAL YEAR 2003

COMM CODE	DESCRIPTION	UNIT	QUANTITY	VALUE - $
4802575055	PPR/PBRD UNCTD NOV 10% MECH NESOI 40-150G/M2 SHEET	KG	32,983	177,914
4802581000	WRTNG/CVR PPR NOV 10%MECH, >150/GM2 WD>15,>36X15CM	KG	19,480	17,393
4802582095	PPR/PBRD <10%MECH,>150G/M2,WD>15,OR>36X>15CM NESOI	KG	15,513	53,462
4802586000	PPR/PBRD UNCTD <10% MECH FBRS, WT>150G/M2, NESOI	KG	152,681	293,445
4802611000	WRTNG/CVR PPR UNCTD OV 10% MECH FBR WD>15CM, ROLLS	KG	35,864	35,284
4802613000	PPR/PBRD UNCTD OV 10% MECH FBRS,WD>15CM, NESOI RLL	KG	197,485	210,653
4802614000	UNCTD,PPR/PBRD PRNTD, EMBSSD/PRFRTD, >10% MECH FBR	KG	196,089	296,330
4802615000	BASIC PPR TO BE SNSTZD FOR PHTGRPHY >10% FIBR RLLS	KG	347	2,592
4802616000	PPR/PBRD UNCTD OVER 10% FIBER, NESOI, IN ROLLS	KG	6,265	22,389
4802621000	WRTNG/CVR PPR UNCTD OV 10% MECH FBR,>360X150MM,SHT	KG	56,794	85,999
4802623000	PPR/PBRD UNCTD >10% MECH FBRS,>360X>150MM,NESOI,ST	KG	19,717	27,330
4802624000	UNCTD PPR/PBRD WD<435X297MM, NESOI,PRNT/EMBSSD ETC	KG	24,830	53,107
4802626000	PPR/PBRD UNCTD >10% TOTAL FIBER NESOI, IN SHEETS	KG	25,531	32,011
4802691000	WRITING/COVER PPR UNCTD OV 10% MECH FBR, NESOI	KG	74,148	104,483
4802693000	PPR/PBOARD UNCTD OVER 10% MECH FBRS NESOI	KG	107,041	109,194
4803000000	TOILET ETC HSHLD/SANTRY STOCK PAPER IN ROLL/SHEETS	KG	35,408,436	79,788,982
4804110000	KRAFTLINER, UNCOATED UNBLEACHED IN ROLLS OR SHEETS	KG	32,770,634	17,737,208
4804190000	KRAFTLINER, UNCOATED, BLEACHED, IN ROLLS OR SHEETS	KG	1,475,405	1,233,216
4804210000	SACK KRAFT PAPER UNCOATED UNBLEACHED, ROLLS/SHEETS	KG	249,941	103,308
4804290000	SACK KRAFT PAPER UNCOATED BLEACHED IN ROLLS/SHEETS	KG	219,431	125,653
4804314020	KRAFT BAG/SACK PPR UNCTD UNBLCH 150G/M2/LESS RL/SH	KG	1,068,295	619,929
4804314040	KRAFT WRAPPING PPR UNCTD NESOI UNBLCH 150G/M2/LESS	KG	505,454	619,929
4804315000	KRAFT PPR/PBRD UNCTD NESOI UNBLCHD 150G/M2< RLL/SH	KG	919,145	691,791
4804394020	KRAFT BAG/SACK UNCTD BLEACHED 150G/M2/LESS ROLL/SH	KG	138,294	171,260
4804394040	KRAFT WRAPPING PPR UNCTD NESOI BLCHD 150G/M2/LESS	KG	98,881	197,420
4804396020	KRFT BASE STOCK TRAYS CUPS ETC UNCTD BLCH 150G/M2<	KG	178,506	206,574
4804397000	KRAFT PPR/PBRD UNCTD NESOI BLCHD 150G/M2 < RLL/SHT	KG	58,030	127,113
4804412000	KRFT WRAPPNG PPR UNCTD UNBLCHD OV 150 < 225G/M2 RL	KG	103,745	151,327
4804414000	KRFT PPR/PPRBRD UNCTD NESOI UNBLCHD OV 150<225G/M2	KG	159,100	102,867
4804420010	KRFT BASE STCK MLK CARTN ETC UNCT BLCH 151-224G/M2	KG	134,887	119,901
4804420020	KRFT FOLDNG CARTN STCK UNCTD BLCHD 151-224G/M2 RLL	KG	449,554	345,430
4804420030	KRFT BASE STCK TRAYS CUP ETC UNCT BLCH 151-224G/M2	KG	260,131	229,568
4804420040	KRFT BASE STCK PACKAGNG UNCTD BLCH 151-224G/M2 RLL	KG	157,089	1,056,712
4804420050	KRFT PPR/PPRBRD UNCTD NESOI BLCHD 151-224G/M2 ROLL	KG	278,053	240,056
4804510000	KRFT PPR/PPRBRD UNCTD UNBLCHD 225G/M2/MORE RLL/SHT	KG	144,851	150,000
4804520020	KRFT FOLDING CARTN STCK UNCTD BLCHD 225G/M2>, RL/S	KG	19,252	65,000
4804520030	KRFT BASE STCK TRAYS CUPS ETC UNCTD BLCHD 225G/M2>	KG	45,990	36,238
4804520040	KRFT BASE STCK PACKAGING UNCTD BLCHD 225G/M2> ROLL	KG	152,863	216,944
4804520050	KRFT PPR/PPRBRD UNCTD NESOI BLCHD 225G/M2> RLL/SHT	KG	144,891	91,191
4805110000	SEMICHEMICAL FLUTNG PPR (CORRUGATNG MED) UNCTD RLL	KG	38,768	14,800
4805192000	FLUTING PPR NESOI EX KRF UNCTD WT >150 G/M2 RLL/ST	KG	55,556	20,000
4805300000	SULFITE WRAPPING PAPER UNCOATED IN ROLLS OR SHEETS	KG	28,095	73,118
4805400000	FILTER PPR & PPRBRD EX KRAFT UNCTD IN ROLLS/SHEETS	KG	451,187	4,118,683
4805500000	FELT PAPER/PAPERBOARD EX KRAFT UNCTD, ROLLS/SHEETS	KG	403,142	284,876
4805911000	WRPPNG PPR UNCTD MULTI-PLY PPR WT<150G/M2 RLL/SHTS	KG	471,576	492,067
4805916050	PPR/PBRD EX KRAFT UNCTD NESOI WT< 30G/M2 RLLS/SHTS	KG	281,734	660,615
4805919000	PPR/PBRD EX KRAFT UNCTD NESOI WT>30 BUT <150G/M2	KG	178,032	84,407
4805924010	FLDNG CRTN BRD UNCTD WGHNG >150G/M2 BUT< 225G/M2	KG	165,792	316,184
4805924020	CONSTRUCTION PPR EX KRFT UNCTD 151-224G/M2, RLL/SH	KG	24,503	34,155
4805924030	LINRBRD EX KRF LT80% CHEM SULFATE WDPL 151-224G/M2	KG	39,358	51,562
4805924055	PPR/PBRD EX KRFT UNCTD NESOI WT>150 BUT<225 G/M2	KG	19,144	13,650
4805934010	FLDNG CRTN BRD UNCTD WIGHNG > 225G/M2,ROLLS/SHEETS	KG	20,038	91,153
4805934015	WET MACHINE BOARD UNCOATED 225G/M2/MORE ROLL/SHEET	KG	29,994	12,332
4805934020	CONSTRUCTION PPR EX KRAFT UNCTD 225G/M2/MORE RL/SH	KG	6,959	23,755
4805934030	LINRBRD EX KRFT LT 80% CHM SULFATE WDPL OV 225G/M2	KG	11,211,140	6,099,117
4806100000	VEGETABLE PARCHMENT PAPER, IN ROLLS OR SHEETS	KG	28,517	69,273
4806200000	GREASEPROOF PAPER (AS MANUFACTURED) IN ROLLS/SHEET	KG	28,003	71,417
4806300000	TRACING PAPERS IN ROLLS OR SHEETS	KG	50,748	168,250
4806400000	GLASSINE & OTH GLAZED TRANSPARENT/TRANSLUCENT PAPR	KG	28,897	84,041
4807001000	PPR/PBRD LAMINATD INTRNALY WTH BITUMEN TAR/ASPHALT	KG	10,929	27,863
4807009100	STRAW PPR/PBRD CVRD WITH OTHER THAN STRAW PPR	KG	36,218	51,237
4807009550	COMPOSITE PAPER/PPRBOARD NESOI NT IMPREGNTD ETC RL	KG	27,833	56,621
4808100000	CORRUGATED PPR/PBRD, W/N PERFORATED NESOI ROLL/SHT	KG	751,496	1,272,902
4808300000	KRAFT PPR/PBRD EX SACK, CREPE OR CRINKLED NESOI RL	KG	1,252,757	1,010,729
4808900000	PAPER/PBOARD NESOI EMBOSSED OR PERFORATED ROLL/SHT	KG	14,611,408	15,025,340
4809100000	CARBON/SIMILAR COPYING PAPERS IN ROLLS OR SHEETS	KG	11,210	34,717
4809200000	SELF-COPY PAPER, IN ROLLS OR SHEETS	KG	961,705	1,441,900
4809900000	COPYING/TRANSFER PAPER COATD/IMPREGNTD ROLL/SHEETS	KG	141,862	437,161

TABLE - 1 SHIPMENTS OF MERCHANDISE FROM THE UNITED STATES TO PUERTO RICO, BY COMMODITY:
FISCAL YEAR 2003

COMM CODE	DESCRIPTION	UNIT	QUANTITY	VALUE - $
4810131100	BASIC PPR SNSTZD PHTGRPHY CTD WD>15CM, WT <150G/M2	KG	25,344	19,422
4810131450	PPR/PBRD WRTNG NESOI CLY CTD WD>15CM, WT<150G/M2	KG	639,663	499,977
4810132010	PPR/PBRD WRTNG ETC CLY CTD 1-SD WD>15CM,WT>150G/M2	KG	36,857	27,652
4810132090	PPR/BRD WRTNG CLY CTD BTH SDE WD>15CM, WT>150G/M2	KG	22,306	23,104
4810135000	PPR/PBRD FOR GRAPHICS CTD NESOI PRNT/EMBSSD ROLLS	KG	78,550	144,669
4810136000	BASIC PPR TO BE SNSTZD FOR PHTGRPHY CTD W/INOR,ROL	KG	500	12,191
4810141450	PPR/PBRD WRITNG ETC NESOI CLAY CTD WT< 150G/M2 ETC	KG	133,635	197,228
4810142010	PPR/PBRD WRTNG CLY CTD 1-SD WD>360X150MM,WT>150GM2	KG	379,864	436,348
4810142090	PPR/BRD WRTNG CLY CTD BTH SD WD>360X150MM,WT>150GM	KG	12,773	7,124
4810145000	PPR/PBRD FOR GRPHCS NESOI PRNT/EMBSSD WD<435X297MM	KG	2,381	15,339
4810147000	PPR/PBRD CTD W/INORG,GRAPC,<10% MEC PROS,SHEET,NES	KG	903,256	882,854
4810191100	BSC PPR SNSTZD PHTGRPHY CTD WD<435X297MM,WT<150GM2	KG	10,509	13,135
4810191550	PPR/PBRD WRITNG ETC NESOI CLAY CTD NOV 150G/M2 ETC	KG	1,386	3,270
4810192010	PPR/PBRD WRTNG CLY CTD 1-SD WD<435X297MM,WT>150GM2	KG	7,172	4,000
4810192090	PPR/BRD WRTNG NESOI WD<435X294MM,WT>150G/M2 SHEETS	KG	130,502	88,685
4810225000	LGHT-WGHT CTD,NESOI,PRNTD,EMBSSD/PRF, >10% FIBERS	KG	15,898	46,109
4810227000	LIGHT-WEIGHT CTD PPR >10%FIBER NESOI	KG	59,973	134,920
4810291000	PPR/PBRD EX LIT-WGH WRTNG WD>15X36X15CM, >10 MECH	KG	18,890	28,997
4810295000	PPR/PBRD CTD W/CLY NESOI PRNT/EMBSSDETC CUT SIZE	KG	8,969	18,934
4810296000	BASIC PAPER,COAT W/INORGAN,TO BE SENSITZD FOR PHOT	KG	113,487	68,500
4810297000	PPR/PBRD CTD W/CLY <10% TTL FBES,NESOI,CUT TO SIZE	KG	452,740	333,771
4810311020	KRFT FLDNG CRTN STCK BLCH CLY CTD WT <150G/M2 ETC	KG	8,477	4,156
4810311040	BASE STCK FOR TRYS ETC BLCH CLY CTD,WT<150G/M2 ETC	KG	77,940	63,969
4810311060	PPR/PBRD NESOI CLY CTD BLCH, WD>15X36X15CM ETC	KG	113,280	92,149
4810313000	CARDS, NOT PUNCHED FR PUNCH CARD MACHINE, <151G/M2	KG	14,530	20,186
4810321020	FLDNG CRTN STCK CLY CTD BLCH WT >150G/M2 STPS/RLLS	KG	13,630,273	12,636,297
4810321060	KRAFT PPR/PBRD NESOI CLAY CTD BLCH WT > 150G/M2 RL	KG	116,039	126,658
4810391350	KRFT PPR/PBRD CLY CTD UNBLCH NESOI WD>15X36X15CM	KG	543,326	403,123
4810396550	KRAFT PPR/PBRD CLAY CTD EX FOR WRTNG,PRNTNG, NESOI	KG	1,218	10,565
4810921350	PPR/PBRD EX KRFT/GRPHC CLY CTD MLT-PLY WD>15X36X15	KG	17,177	50,610
4810923000	CARDS,NT KRFT,NT PNCH,FR PNCH CARD MACH,MULTI-PLY	KG	11,157	15,233
4810926500	PPR/PBRD EX KRFT/GRPHC CLY CTD MULTI-PLY NESOI RL/	KG	54,530	32,696
4810991000	PPR/PBRD EX KRFT/GRPHI CLY CTD NESOI WD>15X36X15CM	KG	21,105	30,956
4810993000	CARDS,NT KRFT, NT PUNCHED FR PNCH CARD MACH, NESOI	KG	1,616	23,720
4811101000	PPR/PBRD CTD/IMPREG W/TAR BITUMEN/ASPHALT ETC	KG	219,227	278,545
4811102000	PPR/PBR COATD/IMPREG WTH TAR BITUMEN/ASPHALT NESOI	KG	741,129	1,228,722
4811411000	PPR/PBRD PRESSURE-SENSTVE WD>15X36X15CM STRIPS/RLL	KG	90,976	312,004
4811412000	PPR/PBRD PRESSURE-SENSTVE, IN STRIPS OR ROLLS	KG	566,523	1,422,327
4811413000	PPR/PBRD PRESSURE-SENSTVE NESOI	KG	32,488	194,173
4811491000	PPR/PBRD GUMMED/ADHESIVE NESOI WD>15X36X15CM STRIP	KG	770,881	3,316,029
4811492000	PPR/PBRD, GUMMED OR ADHESIVE, NESOI, STRIPS/ROLLS	KG	15,258	66,092
4811493000	PPR/PBRD, GUMMED OR ADHESIVE, NESOI	KG	59,610	152,043
4811512010	BASE STCK MLK CRTN/BEV CNT, CTD IMPRG COV PLASTICS	KG	51,550	57,496
4811512020	FLDNG CTN STCK COAT ETC PLASTICS BLCH GT .3MM THCK	KG	112,093	92,604
4811512030	BASE STCK FR TRAYS ETC CTD/IMPG/COV PLSTIC GE .3MM	KG	774	3,500
4811512060	PPR/PBRD CTD/IMPRG/CV PLSTCS NESOI BLCH WT>150G/M2	KG	9,435	48,061
4811516000	PAPER & PAPERBOARD,COATED,BLCHD,WT >150G/M2, NESOI	KG	2,865	19,911
4811592000	PRNTING PAPER,NOT BLECHD WT<150G/M2, WD>15X36X15CM	KG	18,288,009	18,025,633
4811594020	FLDNG CRTN STCK WT<150G/M2,WD>15X36X15CM,STRPS/RL	KG	4,898	12,444
4811594040	PPR/PBRD NESOI CTD/IMPG/COV PLSTC WT<150G/M2, RLLS	KG	2,812	14,300
4811596000	PPR/PBRD COATED IMPREGNATED OR CVRD W/PLSTCS NESOI	KG	385	7,907
4811604000	PPR/PBRD CTD/IMPG/COV WTH WX/STEARIN WD>15X36X15CM	KG	45,720	129,978
4811606000	PAPER AND PAPERBOARD COTD/CVRD W/ WAS ETC, NESOI	KG	2,557	31,111
4811903000	PPR/PPRBOARD, IMPREGNATED WTH LATEX, IN ROLL/SHEET	KG	35,888	68,083
4811905050	PPR/PBRD,CELLULOSE WDDNG ETC WD>15X36X15CM NESOI	KG	370,627	400,405
4811909000	PPR/PBRD/CELLULSE WADDNG & WEBS COAT/COV ETC NESOI	KG	36,925	190,487
4811909002	OTHER PAPER PAPERBOARD,CELLULOSE WADDING ETC,NESOI	KG	86,044	180,762
4812000000	FILTER BLOCKS, SLABS AND PLATES, OF PAPER PULP	KG	417,646	146,923
4813100000	CIGARETTE PAPER IN THE FORM OF BOOKLETS OR TUBES	KG	26,460	61,354
4813200000	CIGARETTE PAPER IN ROLLS OF A WIDTH NOT OVER 5 CM	KG	24,728	48,470
4813900000	CIGARETTE PAPER, WHETHER OR NOT CUT TO SIZE, NESOI	KG	36,421	158,139
4814100000	INGRAIN PAPER WALLCOVERINGS	KG	128	2,520
4814200000	WALLPPR/SIMLR WALLCVRNG OF PPR COATED ETC PLASTICS	KG	11,824	34,586
4814900000	WALLPR/SIMLR WALLCVRNG NESOI; PPR WINDW TRANSPAREN	KG	44,630	119,888
4815000000	FLOOR COVERINGS, PPR/PPRBOARD BASE, W/N CUT TO SZ	KG	15,412	63,465
4816100000	CARBON & SIMLR COPYING PAPERS, CUT TO SIZE/SHAPE	KG	52,598	173,133
4816200000	SELF-COPY PAPER, CUT TO SIZE OR SHAPE	KG	410,009	848,967
4816300000	DUPLICATOR STENCILS OF PAPER	KG	5,742	16,888

TABLE - 1 SHIPMENTS OF MERCHANDISE FROM THE UNITED STATES TO PUERTO RICO, BY COMMODITY:
FISCAL YEAR 2003

COMM CODE	DESCRIPTION	UNIT	QUANTITY	VALUE - $
4816900000	TRANSFER PPRS CUT TO SIZE/SHAPE & PPR OFFSET PLATE	KG	831,415	964,094
4817100000	ENVELOPES OF PAPER/PAPERBOARD, FOR CORRESPONDENCE	THS	752,009	1,966,999
4817200000	PPR/PBRD LTTR CARD/PLAIN POSTCARD/CORRS CARD NESOI	KG	912,574	1,609,083
4817300000	PPR/PBRD BOXES/POUCHES/ETC CONT ASSORTMNT STATNERY	KG	775,588	1,707,238
4818100000	TOILET PAPER	KG	2,484,450	3,707,669
4818200020	TOWELS OF PAPER PULP/PAPER/CELLULOSE WADDING/WEBS	KG	3,171,829	4,923,996
4818200040	HANDKERCHIEFS & CLEANSING/FACIAL TISSUES PAPER ETC	KG	3,735,356	7,554,503
4818300000	TABLECLOTHS & TABLE NAPKINS OF PAPER, PPR PULP ETC	KG	364,297	707,862
4818402000	SANITARY PRODUCTS OF PAPER PULP	KG	281,667	898,258
4818404010	SANITARY NAPKINS/TAMPONS EX PPR PULP, OF PAPER ETC	KG	261,619	1,246,159
4818404030	DIAPERS & DIAPER LINERS EX PAPER PULP OF PAPER ETC	KG	2,423,220	8,716,105
4818404060	SANITARY PRODUCTS NESOI EX PPR PULP, OF PAPER ETC	KG	4,635,173	7,312,241
4818500000	ARTCLS OF APPAREL/CLOTHING ACCESSORS OF PAPER ETC	KG	2,614,933	14,025,996
4818900000	BED SHEETS & SIMLR HOUSEHLD/HOSPITAL ART PPR NESOI	KG	588,261	2,111,566
4819100020	SANITARY FOOD & BEV CNTNRS, CORRUGATED PPR/PPRBRD	KG	308,070	400,091
4819100040	CARTONS/BOXES/CASES OF CORRUGATED PPR/PBRD, NESOI	KG	3,476,988	7,317,576
4819200020	SANITARY FOOD & BEV CNTNRS NON-CORRUGATED PPR/PBRD	KG	438,655	652,278
4819200040	FLDNG CRTNS/BOXES/CASES OF NON-CORRUGATED PR NESOI	KG	3,245,508	8,864,405
4819300020	SHIPPNG SACKS/MULTIWALL BAGS BASE WIDTH 40CM>, PPR	KG	268,462	357,119
4819300040	SACKS & BAGS, BASE WIDTH OF 40CM/MORE, PAPER NESOI	KG	179,280	249,388
4819400020	SHIPPING SACKS/MULTIWALL BAGS BASE WIDTH <40CM, PP	KG	20,304	25,327
4819400040	SACKS & BAGS, CONES, BASE WIDTH <40CM, PAPER NESOI	KG	581,714	697,550
4819502000	SANITARY FOOD & BEV CNTRS OF PAPER, P/BRD ETC NESO	KG	1,183,310	2,455,120
4819503000	RECORD SLEEVES OF PAPER OR PAPERBOARD	KG	5,305	9,756
4819504020	FIBER DRUMS/CANS/TUBES & SIMLR CNTRS OF PAPER ETC	KG	520,711	901,863
4819504040	RIGID BOXES & CARTONS OF PAPER/PAPERBOARD, NESOI	KG	22,673,114	30,821,934
4819504060	PACKING CONTAINERS NESOI OF PAPER, PPRBRD, ETC	KG	444,443	786,135
4819600000	BOX FILES/LTTR TRAY/STORAGE BOX ETC, OFFICE/SHOPS	KG	515,144	2,366,277
4820100000	REGISTERS/ACCT BKS/NOTEBKS/LETTER PAD ETC PPR/PBRD	NO	2,519,623	1,604,981
4820200000	EXERCISE BOOKS, OF PAPER OR PAPERBOARD	NO	63,797	109,196
4820300020	LOOSE-LEAF BINDERS, OF PAPER OR PAPERBOARD	KG	69,936	109,251
4820300040	BINDERS EX LOOSELEAF/FOLDERS/FILE COVERS, PPR/PBRD	KG	124,088	387,565
4820400000	MANIFOLD BUSINESS FORMS/INTRLEAVD CARBON SETS PPR	KG	145,080	534,618
4820500000	ALBUMS FOR SAMPLES/COLLECTIONS OF PAPER/PAPERBOARD	NO	47,653	199,671
4820900000	BLOTTING PADS/BOOK COVERS/ARTCL STATNRY NESOI,PAPR	KG	19,662	107,339
4821100000	PAPER AND PAPERBOARD LABELS OF ALL KINDS, PRINTED	KG	2,690,563	22,569,361
4821902000	PAPER/PPRBOARD LABELS, UNPRINTED, PRESSURE-SENSTVE	KG	694,517	4,963,864
4821904000	PAPER/PPRBRD LABELS, UNPRINTED, NOT PRESSR-SENSTVE	KG	419,326	2,916,448
4822100000	BOBBINS/SIMLR SUPPORTS FR WINDNG TEXTILE YARN, PPR	KG	27,217	315,740
4822900000	BOBBINS & SIMLR SUPPORTS NESOI OF PPR PULP PPR ETC	KG	454	4,000
4823120000	SELF-ADHESIVE(PRSSR SNSTV) EX LBLS, STRIPS/ROLLS	KG	211,651	912,744
4823190002	GUMMED/ADHESIVE PPR STRIP/RLL NT PRSS-SEN NT LABEL	KG	368,651	5,467,186
4823190100	GUMMED/ADHESIVE PAPER,STRP/RLL,N/PRSSURE-SENSITIVE	KG	280,755	1,269,477
4823201000	PAINT FILTERS AND STRAINERS, PAPER CUT TO SIZE	KG	110,493	243,677
4823209000	FILTER PAPER & PAPERBOARD CUT TO SIZE/SHAPE NESOI	KG	2,747,435	3,390,932
4823400000	ROLL/SHEET/DIAL PRINTED FR SELF-RECORDNG APPR, PPR	KG	136,548	845,093
4823600020	CUPS & ROUND NESTED FOOD CNTNRS OF PAPER/PPRBOARD	KG	3,566,510	8,313,458
4823600040	TRAYS/DISHES/PLATES ETC NESOI OF PAPER/PPRBOARD	KG	4,729,956	13,036,941
4823700000	MOLDED OR PRESSED ARTICLES OF PAPER PULP	KG	840,449	949,417
4823903100	CARDS, NT PNCHD FR PNCH CARD MACH, CUT TO SZ,NESOI	KG	20,902	35,107
4823908750	ARTICLES OF PPR PULP/PPR/PPRBRD/CELLULSE ETC NESOI	KG	494,268	1,677,938
	PRINTED BOOKS, NEWSPAPERS, PICTURES AND OTHER PRODUCTS OF THE PRINTING INDUSTRY;MANUSCRIPTS,TYPESCRIPTS AND PLANS.....	TOTAL		148,662,124
4901100000	PRINTED BOOKS/BROCHURES/LEAFLETS ETC,SINGLE SHEETS	KG	949,437	11,751,525
4901910020	DICTIONARIES (INCLUDING THESAURUSES)	NO	7,165	27,821
4901910040	ENCYCLOPEDIAS AND SERIAL INSTALLMENTS THEREOF	NO	12,792	65,365
4901990010	TEXTBOOKS	NO	1,984,135	12,377,537
4901990020	NEWSPAPER/JOURNALS/PERIODICALS BOUND EX PAPER, SET	NO	3,361,710	591,552
4901990030	DIRECTORIES	NO	21,855	48,234
4901990040	BIBLES/TESTAMENTS/PRAYER BOOKS OTH RELIGIOUS BOOKS	NO	2,120,624	1,148,271
4901990050	TECHNICAL, SCIENTIFIC AND PROFESSIONAL BOOKS	NO	1,226,941	8,471,702
4901990055	ART AND PICTORIAL BOOKS PRINTED NOT SINGLE SHEETS	NO	88,191	162,866
4901990070	HARDBOUND BOOKS, NESOI	NO	209,361	679,369
4901990075	RACK SIZE PAPERBOUND BOOKS, NESOI	NO	161,095	417,752

TABLE - 1 SHIPMENTS OF MERCHANDISE FROM THE UNITED STATES TO PUERTO RICO, BY COMMODITY:
FISCAL YEAR 2003

COMM CODE	DESCRIPTION	UNIT	QUANTITY	VALUE - $
4901990091	PRINTD MATTER NT OV 4 PAGES EACH EXCL COVERS NESOI	NO	706,351	411,802
4901990092	PRINTED MATTER NESOI 5-48 PAGES EACH EXCL COVERS	NO	738,312	413,624
4901990093	PRINTED MATTER NESOI 49 OR MORE PAGES EA EX COVERS	NO	656,330	664,267
4902100000	NEWSPAPERS, JOURNALS, PERIODICALS, 4 TIMES A WEEK	KG	159,340	545,080
4902902020	NEWSPAPERS APPEARING LESS THAN FOUR TIMES A WEEK	KG	555,900	674,050
4902902040	BUSINESS ETC PERIODICALS, NESOI SINGLE ISSUES TIED	NO	204,626	186,904
4902905000	JOURNALS/PERIODICALS NESOI, INCL SINGL ISSUES TIED	NO	10,886,566	23,367,408
4903000000	CHILDREN'S PICTURE, DRAWING OR COLORING BOOKS	NO	243,413	211,484
4904000020	SHEET MUSIC W/N STAPLED/FOLDED NOT OTHERWISE BOUND	KG	5,742	99,926
4904000040	MUSIC NESOI PRINTED/MANUSCRIPT, BOUND/ILLUSTRATED	NO	3,187	42,789
4905100000	GLOBES, PRINTED	KG	1,884	10,734
4905910000	MAPS, CHARTS, ATLASES ETC NESOI PRINTED, BOOK FORM	NO	12,971	344,154
4905990000	MAPS, CHARTS, ATLASES ETC, PRINTED, NESOI	KG	7,620	98,333
4907000000	UNUSED POSTAGE, BANKNOTES, CHECK FORMS, STOCK, ETC	KG	80,697	3,559,069
4908100000	TRANSFERS (DECALOMANIAS), VITRIFIABLE	KG	5	3,152
4908900000	TRANSFERS (DECALOMANIAS), NESOI	KG	18,045	808,111
4909002000	POSTCARDS, PRINTED OR ILLUSTRATED	THS	21,582	129,390
4909004020	GREETING CARDS, PRINTED	THS	128,303	4,200,710
4909004040	CARDS, PRINTED, NESOI	THS	73,829	1,364,218
4910000000	CALENDARS, CALENDAR BLOCKS OF ANY KIND, PRINTED	KG	33,081	235,270
4911100050	CATALOGS, PRINTED	KG	7,579,767	38,377,532
4911100090	TRADE ADVERTISING MATERIAL, PRINTED, NESOI	KG	1,293,123	15,915,704
4911910020	POSTERS, PRINTED	KG	160,598	691,427
4911910040	PICTURES, DESIGNS AND PHOTOGRAPHS, PRINTED, NESOI	KG	292,165	1,324,358
4911990000	PRINTED MATTER, NESOI	KG	1,215,977	19,240,634
	TEXTILES AND TEXTILES ARTICLES.....	TOTAL		471,822,830
	SILK.....	TOTAL		2,803,419
5001000000	SILKWORM COCOONS SUITABLE FOR REELING	KG	2,872	25,836
5002000000	RAW SILK (NOT THROWN)	KG	1,039	6,710
5004000000	SILK YARN NOT PUT UP FOR RETAIL SALE	KG	2,118	131,191
5005000000	YARN SPUN FROM SILK WASTE NOT PUT UP RETAIL SALE	KG	439	41,342
5006000000	SILK YARN&YARN/SILK WASTE,RETAIL SALE,SILKWORM GUT	KG	20,116	108,827
5007100000	WOVEN FABRICS OF NOIL SILK	M2	74,123	1,176,516
5007200000	OTHER FABRICS >=85% SILK/SILK WASTE, NOT NOIL SILK	M2	93,821	961,927
5007900000	WOVEN FABRICS OF SILK OR SILK WASTE - OTHER NESOI	M2	43,877	351,070
	WOOL,FINE OR COARSE ANIMAL HAIR; HORSEHAIR YARN AND WOVEN FABRIC.....	TOTAL		1,611,713
5101300000	WOOL NOT CARDED OR COMBED CARBONIZED	KG	11,722	35,000
5103100000	NOILS OF WOOL OR OF FINE ANIMAL HAIR	KG	12,173	33,000
5105210000	COMBED WOOL IN FRAGMENTS	KG	327	5,661
5105290000	WOOL TOPS AND OTHER COMBED WOOL (NOT IN FRAGMENTS)	KG	1,386	22,033
5106100010	YARN OF CARDED WOOL,NOT FOR RETAIL SALE,=>85% WOOL	KG	4,503	28,725
5106100090	YARN OF CARDED WOOL,NOT FOR RETAIL SALE,=>85% WOOL	KG	10,876	43,523
5106200000	YARN OF CARDED WOOL,NOT FOR RETAIL SALE, <85% WOOL	KG	25,674	72,847
5108100000	YARN OF CARDED FINE ANIMAL HAIR, NOT FOR RETAIL	KG	2,060	13,500
5109100000	WOOL/FINE ANIMAL HAIR YARN,RETAIL SALE,=>85% W/FAH	KG	533	4,828
5111110000	WOVN FBRC CRD WOOL/FN ANML HR>=85% WL/FAH/300 G/M2	M2	32,753	167,727
5111190000	WOVN FBRC CRD WOOL/FN ANML HR>=85% WL/FAH<300 G/M2	M2	12,424	96,794
5111200000	WOVN FBRC CRD WOOL/FN ANML HR MX W/MAN-MADE FILMNT	M2	20,412	154,322
5111300000	OTHER WOVN FABRICS OF CARDED WOOL/FINE ANIMAL HAIR	M2	1,188	8,977
5111900000	WOVEN FABRICS CARDED WOOL/FINE ANIMAL HAIR OTHER	M2	921	6,956
5112110000	WOVN FBRC CMB WOOL/FN ANML HR>=85% WL/FAH<200 G/M2	M2	929	6,776
5112190000	WOVN FBRC CMB WOOL/FN ANML HR<=85% WL/FAH>200 G/M2	M2	60,288	755,400
5112200000	WOVN FBRC CMB WOOL/FN ANML HR MX W/MAN-MADE FILMNT	M2	8,000	131,095
5112900000	OTHER WOVN FABRICS OF COMBED WOOL/FINE ANIMAL HAIR	M2	3,247	24,549
	COTTON.....	TOTAL		55,735,904
5201001025	COTTON, NOT CARDED/COMBED,STP LGN < 25.4 MM-1 INCH	RBA	406	118,560
5201002030	COTTON,NOT CARDED/COMBED;AMERICAN PIMA, >=28.58 MM	RBA	2,214	32,198
5201009000	OTHER COTTON,NOT CARDED/COMBED,STAPLE > = 28.58 MM	RBA	23,165	42,181
5202100000	COTTON WASTE: YARN WASTE (INCLUDING THREAD WASTE)	KG	117,029	145,324
5202910000	COTTON WASTE:GARNETTED STOCK OTHER THAN YARN WASTE	KG	5,070	3,600

TABLE - 1 SHIPMENTS OF MERCHANDISE FROM THE UNITED STATES TO PUERTO RICO, BY COMMODITY:
FISCAL YEAR 2003

COMM CODE	DESCRIPTION	UNIT	QUANTITY	VALUE - $
5202990000	COTTON WASTE,OTHER THAN YARN WASTE+GARNETTED STOCK	KG	24,277	49,148
5203000000	COTTON, CARDED OR COMBED	KG	69,042	155,405
5204110000	COTTON SEWING THREAD,NOT RETAIL,>85% BY WGT COTTON	KG	2,203	65,851
5204190000	COTTON SEWING THREAD,NOT RETAIL,<85% BY WGT COTTON	KG	326,129	781,099
5204200000	COTTON SEWING THREAD, PUT UP FOR RETAIL SALE	KG	60,632	677,792
5205110000	COT YARN,SINGLE,UNCOMBD,>=85%COT,NOT RETAIL,<=14NM	KG	278,511	483,352
5205120000	COT YRN,SNGL,UNCMBD,>=85%COT,NT RETAIL,>14NM<=43NM	KG	9,543,956	32,316,963
5205150000	COTTON YRN,SNGLE,UNCMBD,>=85% COT,NOT RETAIL,>80NM	KG	10,524	29,818
5205210000	COTTON YRN,SINGLE,COMBD,>=85%COT,NOT RETAIL,<=14NM	KG	12,288	33,049
5205420000	COT YRN,MULTI,COMBD,>=85%COT,NT RETAIL,>14NM<=43NM	KG	454	8,884
5205430000	COT YRN,MULTI,COMBD,>=85%COT,NT RETAIL,>43NM<=52NM	KG	696,294	3,780,451
5205440000	COT YRN,MULTI,COMBD,>=85%COT,NT RETAIL,>52NM<=80NM	KG	10,822	102,410
5206110000	COTTON YRN,SINGLE,UNCMBD,<85%COT,NOT RETAIL,<=14NM	KG	233	4,113
5206120000	COT YRN,SNGL,UNCMBD,<85%COT,NOT RETAIL,>14NM<=43NM	KG	8,396	96,454
5206210000	COTTON YARN,SINGLE,COMBD,<85%COT,NOT RETAIL,<=14NM	KG	590	3,007
5206430000	COT YRN,MULTI,COMBD,<85%COT,NOT RETAIL,>43NM<=52NM	KG	248	12,258
5207900000	COT YARN,NOT SEWING THREAD,FOR RETAIL SALE,<85%COT	KG	45,089	117,989
5208112020	POPLIN/BRDCLTH,UNBLCH,>=85%COT,<=100G/M2,<=43#,P/W	M2	1,141,025	7,278,833
5208112040	SHEETING,PLN/WV,UNBLCHED,>=85%COT,<=100G/M2, <=43#	M2	21,657	64,268
5208112090	OTHER PLAIN WV,UNBLEACHED,>=85%COT,<=100G/M2,<=43#	M2	13,494	42,157
5208114060	PRINTCLTH,PLN/WV,UNBLCHD,>=85%COT,<=100G/M2,44-68#	M2	375,382	556,371
5208114090	OTHER PLAIN WV,UNBLEACHED,>=85%COT,<=100G/M2,44-6#	M2	84,473	126,289
5208119000	OTHER PLAIN WV,UNBLEACHED,>=85%COT,<=100G/M1,>=69#	M2	199,335	417,730
5208124020	POPLN/BROADC,UNBL,>=85%COT,>100<=200G/M2,<=43#,P/W	M2	21,672	40,264
5208124040	SHEETING,PLN/WV,UBLCH,>=85%COT,>100<=200G/M2,<=43#	M2	1,505	5,818
5208126040	SHEETING,PLN/WV,UNBL,>=85%COT,>100<=200G/M2,44-68#	M2	1,960	3,919
5208126090	WOV FAB COT UBL N <100G/M2 >43 <69 PLAIN WEAVE OT	M2	3,375	16,261
5208128020	POPLIN/BRDCL,P/W,UNBL,>=85%COT,>100<=200G/M2,>=69#	M2	33,816	119,829
5208192000	SATIN/TWILL WEAVE FABRICS,UNBLCH>=85%COT,<=200G/M2	M2	7,501	15,000
5208199000	OTHER WOVEN COT FABRICS,UNBLCH>=85%COTTON<=200G/M2	M2	67,678	137,398
5208212020	POPLIN/BRDCLTH,P/W,BLCHED,>=85%COT,<=100G/M2,<=43#	M2	414	3,384
5208214060	PRINTCLOTH,PLN/WV,BLCHED,>=85%COT,<=100G/M2,44-68#	M2	20,232	35,572
5208226020	POPLN/BRDCL,P/W,BLCH,>=85%COT,>100<=200G/M2,44-68#	M2	532,649	1,636,800
5208226040	SHEETING,PLN/WV,BLCH,>=85%COT,>100<=200G/M2,44-68#	M2	28,770	99,485
5208230000	3 OR 4-THREAD TWIL(INC CROSS)BLCH>=85%COT<=200G/M2	M2	5,093	8,283
5208292000	SATIN/TWILL WEAVE FABRICS,BLCHD,>=85%COT,<=200G/M2	M2	6,961	19,258
5208299000	OTHER WOVEN COT FABRICS,BLCHD,>=85%COTTON<=200G/M2	M2	179,589	422,980
5208316060	PRINTCLOTH,PLAIN WV,DYED,>=85%COT,<=100G/M2,44-68#	M2	1,799	5,825
5208392000	SATIN/TWILL WEAVE FABRICS, DYED,>=85%COT,<=200G/M2	M2	6,221	35,536
5208399000	OTHER WOVEN COTTON FABRICS,DYED,>=85%COT,<=200G/M2	M2	2,075	4,900
5208412000	HAND-LOOM,P/W FABRC YRNS DIF-COLR>=85%COT<=100G/M2	M2	473,601	1,089,233
5208419000	WOV COT FAB, 85% COT YN DY PL MA MD NOV 100 G/M2	M2	91,385	98,366
5208429000	WOV COT FAB, 85% COT YN DY PL MA OV 100-200 G/M2	M2	2,474	3,517
5208430000	WOV FAB COT WGT <=200G/M2 3-4 THRD TWL YR DF CL	M2	12,721	20,691
5208492000	WOV FAB COT WGT <=200G/M2 OT FAB STN/TWL WV YR D C	M2	2,765	22,008
5208516060	WOV FAB COT CON >85% WGT COT <100G/M2 #44-68 PRTCL	M2	3,130	2,627
5208523040	WOV FAB COT CON >85% WGT COT >100G/M2 #<44 SHEETNG	M2	1,810	5,859
5208524060	WOV FAB COT CON >85% WGT COT >100G/M2 #44-68 PRTCL	M2	10,159	24,450
5208530000	WOV FAB COT CON >85% WGT <200G/M2 3-4TWL PRINTED	M2	497	5,850
5208599000	WOV COT FAB, 85% COT PRINT NOT PL NESOI NOV200G/M2	M2	1,718	2,561
5209110040	WOV COT FAB, 85% COT, UNBL PL DUCK >200 G/M2 SHEET	M2	3,743	10,103
5209110090	WOV COT FAB 85% COT UNBL PL WV >200 G/M2 OT P WV D	M2	4,881	15,361
5209190070	WOV COT FAB, 85% COT, UNBL NOPLWV NESOI OV 200G/M2	M2	74,782	203,950
5209313000	WOV FAB COT 85%> COT >200G/M2 PL WV DYED CT HND-LM	M2	174,878	393,586
5209316020	WOV FAB COT>85% WGT>200G/M2 DYE P/W OTH POP/BRDCLT	M2	119,697	407,504
5209320000	WOV COT FAB, 85% COT, DY 3-OR4-TH TWILL OV 200G/M2	M2	18,688	32,850
5209390030	WOV COT FAB, 85% COT DY SATIN ETC OVER 200 G/M2	M2	722	8,500
5209390070	WOV COT FAB 85% COT, DY NOTPLWOV NESOI OV 200 G/M2	M2	781	2,696
5209420030	WOV FAB COT >85% COT >200G/M2 YR D C D <=360G/M2	M2	5,768	8,017
5209420050	WOV FAB COT >85% COT >200G/M2 YR DF C D >360G/M2	M2	6,919	43,750
5209490000	WOV COT FAB >85% COT YN DY >200 G/M2 OTH FABRICS	M2	7,450	12,118
5209516040	WOV COT FAB, 85% COT, PRINTED PL DUCK OV 200 G/M2	M2	9,298	14,477
5209516090	WOV COT FAB 85% COT PRN PL WV OV 200 G/M2 OT I PWD	M2	3,702	7,925
5209520000	WOV COT FAB, 85% COT, PR 3-OR4-TH TWILL OV 200G/M2	M2	74,166	103,141
5209590070	WOV COT FAB 85% COT, PR NOTPLWOV NESOI OV 200 G/M2	M2	8,762	15,951
5210114020	WOV FAB COT CON <85% WGT COT <200G/M2 #<44 POP/BRD	M2	22,750	60,247
5210114090	WOV FAB COT CON <85% WGT COT <200G/M2 #43 OR < OTH	M2	25,000	8,750
5210116060	WOV FAB COT CON <85% WGT COT <200G/M2 #44-68 PRTCL	M2	2,903	5,770

TABLE - 1 SHIPMENTS OF MERCHANDISE FROM THE UNITED STATES TO PUERTO RICO, BY COMMODITY:
FISCAL YEAR 2003

COMM CODE	DESCRIPTION	UNIT	QUANTITY	VALUE - $
5210116090	WOV FAB COT CON <85% WGT COT <200G/M2 #44-68 OTHER	M2	4,315	6,450
5210192000	WOV COT FAB UN85%COTMMF, UNB SATIN ETC NOV200G/M2	M2	3,832	9,779
5210214020	WOV FAB COT CON <85% WGT COT <200G/M2 #<44 POP/BRD	M2	271	2,847
5210320000	WOV FAB COT CON <85% WGT <200G/M2 3-4TWL DYED	M2	2,584	4,203
5210392000	WOV COT FAB UN85% COTMMF DY SATIN ETC NOV 200 G/M2	M2	26,202	102,505
5210399000	WOV COT FAB UN85% COTMMF DY NOPL NESOI NOV200G/M2	M2	2,387	5,638
5210592000	WOV COT FAB UN85% COTMMF PR SATIN ETC NOV 200 G/M2	M2	155,143	589,034
5211110020	WOV FAB COT <85% COT >200G/M2 UBLC PLN WV POP/BRDC	M2	17,421	51,669
5211110040	WOV COT FAB <85% COT M MMF UNBL PL WV <200G/M2 SHT	M2	36,452	197,225
5211110090	WOV COT FAB <85% COT M MMF UNBL PL WV <200G/M2 OTH	M2	46,781	47,969
5211120000	WOV COT FAB UN85% COTMMF UNB 3-OR4-TH TW OV200G/M2	M2	14,481	40,664
5211210020	WOV FAB COT <85% COT >200G/M2 BLC PLN WV POP/BRDC	M2	5,000	10,138
5211210090	WOV COT FAB <85% COT M MMF BL PL W <200 G/M2 SHEET	M2	159,465	548,362
5211290070	WOV COT FAB UN85% COTMMF BL NOPL NESOI OV 200 G/M2	M2	11,764	39,251
5211320000	WOV COT FAB UN85% COTMMF DY 3-OR4-TH TW OV200G/M2	M2	20,646	33,579
5211390030	WOV COT FAB UN85% COTMMF DYED SATIN ETC OV200G/M2	M2	1,213	6,435
5211410000	WOV COT FAB <85% COT MIXD MMF YN DY PL WV >200G/M2	M2	2,946	11,899
5211420050	WOV FAB COT >360M/G2 <85% CT MX MMF YDF DENIM	M2	15,774	64,008
5211430000	WOV COT FAB UN85% COTMMF YN DY3-OR4-THTW OV200G/M2	M2	867	5,444
5211490000	WOV COT FAB <85% COT M MMF YDC >200G/M2 OT FABRICS	M2	7,928	33,358
5211510020	WOV FAB COT <85% COT >200G/M2 PRTD PLN WV POP/BRDC	M2	3,537	11,450
5211590070	WOV COT FAB UN85% COTMMF PR NOPL NESOI, OV200G/M2	M2	117,278	709,796
5212110000	WOV COT FAB UN85% COT NESOI, UNBL NOV 200 G/M2	M2	57,014	58,136
5212120000	WOV COT FAB UN85% COT NESOI, BL NOV 200 G/M2	M2	139,244	97,457
5212130000	WOV COT FAB UN85% COT NESOI, DYED NOV 200 G/M2	M2	150,986	223,980
5212140000	WOV COT FAB UN85% COT NESOI, YN DY NOV 200 G/M2	M2	3,897	16,019
5212230000	WOV COT FAB UN85% COT NESOI, DYED OV 200 G/M2	M2	5,284	20,000
5212250000	WOV COT FAB UN85% COT NESOI, PRINT OV 200 G/M2	M2	710	2,685
	OTHER VEGETABLE TEXTILE FIBERS;PAPER YARN AND WOVEN FABRICS OF PAPER YARN.....	TOTAL		941,205
5301290000	FLAX, BROKEN, SCUTCHED, OTHERWISE PROCESS NT SPUN	KG	1,303	9,966
5303100000	JUTE OTHER TEXTILE BAST FIB EX FLX HEM RAW RETTED	KG	1,535	5,440
5303900000	JUTE OTHER TEX BAST FIB TOW WAST PROC NT SP OTHER	KG	248,119	66,569
5305190000	COCONUT, TOW, NOILS AND YARN WASTE GARNT STK OTHER	KG	5,307	4,875
5305900000	OTHER VEG FIBERS EXC COCONUT/ABACA TOW YN W EX CO	KG	1,314	10,918
5306200000	FLAX YARN, MULTIPLE (FOLDED) OR CABLED	KG	25	3,474
5308100000	YARN OF OTHER VEGETABLE TEXTILE FIBERS; COIR YARN	KG	500	7,588
5308901000	YARN OF OTHER VEG TEXTILE FIBERS; PAPER YARN	KG	18,208	20,000
5308909000	YARN OF OTHER VEGETABLE TEXTILE FIBERS; NESOI	KG	25,478	203,867
5309110000	WOV FAB >=85% FLAX UNBLEACHED OR BLEACHED	M2	77	3,406
5309190000	WOVEN FABRICS >=85% BY WEIGHT OF FLAX OTHER	M2	27,582	70,000
5309290000	WOVEN FABRICS <85% BY WEIGHT OF FLAX OTHER	M2	3,485	8,844
5310100000	WOV FB JUTE/O TX BAST F EX FLX TR HMP & R RW/PNS U	M2	53,370	120,881
5310900000	WOV FAB JUTE OTH TEXTILE BAST FIBER EXC UBL NESOI	M2	128,563	226,360
5311000000	WOV FAB OF OT VEG TEXTILE FIB WOV FAB OF PPR YARN	KG	28,653	179,017
	MAN-MADE FILAMENTS.....	TOTAL		19,293,652
5401100000	SEWING THREAD SYNTHETIC FILAMENTS, FOR RETAIL SALE	KG	134,835	1,019,996
5401200000	SEWING THREAD ARTIFICIAL FILAMENTS FOR RETAIL SALE	KG	99	7,377
5402100000	SYN FIL YARN EX SEWING NO RETAIL, NYLON ETC	KG	33,843	80,411
5402200000	SYN FIL YARN EX SEWING NO RETAIL, POLYESTER	KG	41,270	340,081
5402310000	SYN FIL YN EXSEW NO RT TX NYLON YN NOV 500 DECITEX	KG	2,266	31,911
5402320000	SYN FIL YN EXSEW NO RT TX NYLON YN OV 500 DECITEX	KG	8,716	9,524
5402330000	SYN FIL YN EXSEW NO RT TX POLYESTER	KG	977,805	1,554,847
5402390000	SYN FIL YN EXSEW NO RT TEXT NESOI	KG	165,566	492,193
5402410010	SYN FIL YN EXSEW NO RT SING,MULT UNTW/TW >=5 N	KG	656	13,633
5402410030	SYN FIL YN EXSEW NO RT SING,MON,MULT UNTW/TW >=5 N	KG	2,328	20,000
5402430020	SYN FIL YN EXSEW NO RT SIN,MONO,MULT <5TRN/M2 POLY	KG	772	11,951
5402490005	SYN FIL YN EXSEW NO RT SING <5TNS/M2,ELSTOMERIC YN	KG	4,035	52,453
5402490080	SYN FIL YN EXSEW NO RT SING,MULT TWT >=5 TRN NESOI	KG	42	12,523
5402610000	NYLON FILAMENT YARN MULTIPLE/CABLED NT RETAIL SALE	KG	9,749	33,973
5402620000	POLYESTERS FILMT YN MULTIPLE/CABLED NT RETAIL SALE	KG	3,190	23,988
5402690000	SYN FILA YN EXC NYLON/POLYESTERS MULTIPLE/CABLED	KG	2,834	18,925
5403100000	ART FIL YN EX SEW NO RET HI TEN VISC RAYON	KG	384	19,830
5403310000	ART FIL YARN EXC SEW NO RETAIL SING VISC RAYON	KG	1,393	15,201

TABLE - 1 SHIPMENTS OF MERCHANDISE FROM THE UNITED STATES TO PUERTO RICO, BY COMMODITY:
FISCAL YEAR 2003

COMM CODE	DESCRIPTION	UNIT	QUANTITY	VALUE - $
5403390000	ART FIL YN EXC SEW NO RET SINGLE YN NESOI	KG	41,720	60,000
5403410000	VISCOSE RAYON MULTIPLE/CABLED NOT FOR RETAIL SALE	KG	13,442	28,823
5403490000	ART FILA EXP VISCOSE RAYON/ACETATE MULTIPLE/CABLED	KG	75,400	592,993
5404101000	SYNTHETIC MONOFILAMENT RACHET STRINGS X-DIMEN >1MM	KG	1,095	13,153
5404108005	SYNTHETIC MONOFILAMENT,X-DIMEN >1MM,ELASTOMERIC YN	KG	4,904	119,524
5404108020	NYLON MONOFILAMENT OF >67 DECITEX X-DIMENSION >1MM	KG	39,191	538,632
5404108040	POLYESTER MONOFILAMENT OF >67 DECITEX X-DIMEN >1MM	KG	12,402	19,193
5404900000	SYNTHETIC STRIP WIDTH NOT > 5MM	KG	45,821	125,954
5405006000	ARTIFICIAL STRIP WIDTH NOT EXCEEDING 5 MM	KG	9,604	58,501
5406100020	SYNTHETIC FILAMENT YARN ACRYLIC, FOR RETAIL SALE	KG	446	4,714
5407100000	WOV FAB SYN FIL HI TEN NYLON ETC AND POLYESTER	M2	178,707	601,311
5407200000	SYNTHETIC FILAMENT YARN FABRIC FROM THE STRIP	M2	97,759	334,985
5407300000	WOV FAB SYN FIL YN SPEC BONDED IN LAYERS	M2	6,834	20,508
5407410000	WOV FAB SYN FIL YN NESOI 85% NYLON UNBL AND BLEACH	M2	7,491	43,947
5407420000	WOV FAB SYN FIL YN NESOI 85% NYLON ETC DYED	M2	22,276	81,569
5407430000	WOV FAB SYN FIL YN NESOI 85% NYLON ETC YARN DYED	M2	1,043	3,017
5407440000	WOV FAB SYN FIL YN NESOI 85% NYLON ETC PRINTED	M2	8,206	23,750
5407510000	WOV FAB SYN FIL YN NESOI 85% TEX POLYEST BL UNBL	M2	11,964	45,713
5407520000	WOV FAB SYN FIL YN NESOI 85% TEX POLYESTER DYED	M2	16,047	29,422
5407530000	WOV FAB SYN FIL YN NESOI 85% TEX POLYSTER YN DYED	M2	2,811,701	9,456,057
5407540000	WOV FAB SYN FIL YN NESOI 85% TEX POLYSTER PRINTED	M2	52,490	66,201
5407610000	WOV FAB CONT 85% OR > BY WGT NONTEXTURED POLY FILA	M2	461,562	1,687,327
5407694500	WOV FAB OF SYN FIB OTH WOV FAB OF YRNS OF DIF CLRS	M2	15,202	33,883
5407699000	WOV FAB OF SYN FIB OTH WOV FAB > 85% POLY FIL PRNT	M2	13,062	19,363
5407710000	WOV FAB SYN FIL YN NESOI 85% SYN FIL NESOI UNBL BL	M2	3,239	7,589
5407720000	WOV FAB SYN FIL YN NESOI 85% SYN FIL NESOI DYED	M2	11,790	19,299
5407730000	WOV FAB SYN FIL YN NESOI 85% SYN FIL NESOI YN DYED	M2	28,429	93,373
5407740000	WOV FAB SYN FIL YN NESOI 85% SYN FIL NESOI PRINTED	M2	4,219	11,286
5407810000	WOV FAB SYN FIL YN NESOI UN85% SYN FIL COT UNBL BL	M2	639	13,572
5407820000	WOV FAB SYN FIL YN NESOI UN85% SYN FIL COT DYED	M2	10,046	12,657
5407830000	WOV FAB SYN FIL YN NESOI UN85% SYN FIL COT YN DYED	M2	9,954	21,577
5407840000	WOV FAB SYN FIL YN NESOI UN85% SYN FIL COT PRINTED	M2	20,741	19,486
5407910000	WOV FABRIC SYNTH FILAMENT YARN NESOI UNBL BLEACHED	M2	96,391	921,959
5407930000	WOV FABRIC SYNTH FILAMENT YARN NESOI YARN DYED	M2	60,795	96,437
5407940000	WOV FABRIC SYNTH FILAMENT YARN NESOI PRINTED	M2	56,375	163,811
5408210000	WOV FAB ART FIL EX RA 85% ART FIL UNBL BL	M2	10,015	37,385
5408230000	WOV FAB ART FIL EX RA 85% ART FIL YN DYED	M2	12,231	25,553
5408330000	WOV FAB ART FIL EX RA 85% ART FIL NESOI YN DYED	M2	28,449	70,861
5408340000	WOV FAB ART FIL EX RA 85% ART FIL NESOI PRINTED	M2	4,592	11,450
	MAN-MADE STAPLE FIBERS.....	TOTAL		5,918,652
5501100000	SYNTHETIC FILAMENT TOW OF NYLON OR OTHER POLYAMIDE	KG	5,396	57,532
5501200000	SYNTHETIC FILAMENT TOW OF POLYESTERS	KG	104,708	174,007
5501900000	SYNTHETIC FILAMENT TOW OTHER	KG	20,506	66,191
5502000000	ARTIFICIAL FILAMENT TOW	X		213,505
5503100000	SYN STP FIB NT CRD, CMB OR PRSD SPNG: NYL/ OT PLYM	KG	46,545	95,083
5503200000	SYN STP FIB NT CRD, CMB OR PRSD SPNG: OF POLYESTER	KG	38,151	50,880
5503400000	SYN STP FIB NT CRD, CMB OR PRSD SPNG: POLYPROPLENE	KG	17,828	39,637
5503900000	SYN STP FIB NOT CARD, CMB OR PRSD SPNG: NESOI	KG	192	8,741
5505100020	WASTE NOILS YRN WS&GARN STCK MMF SYN FIB OF NYLON	KG	42,911	57,686
5505100060	WASTE NOILS YARN WST & GARN STCK MMF SYN FIB NESOI	KG	89,701	112,327
5505200000	WASTE NOILS, YARN WST & GARN STCK MMF ARTIF FIBER	KG	23,356	7,032
5506200000	SYN STPL FIB CRD CMB OR PRCD SPNG OF POLYESTER	KG	32,909	67,713
5506900000	SYNT STP FIB CARD COMB OR OTRWS PRSD SPNG NESOI	KG	230	21,761
5507000000	ARTIFIC STPL FIBER CRD CMB OR OTHWS PRCD FOR SPNG	KG	7,748	36,600
5508100000	SEW THD MMF STPL FIB WTH NT RETAIL SALE SYN STP FB	KG	15,697	199,628
5508200000	SEW THD MMF STPL FIB WTH NT RETAIL SALE ART STP FB	KG	113	3,769
5509110000	YRN N SWG TD SY ST FB N RTL SL >=85% ST F N/P SG Y	KG	4,834	38,998
5509220000	YRN N SWG TD SY ST FB N RTL SL >=85% P ST F M/C YR	KG	32,705	40,000
5509410000	YRN N SWG TD SY ST FB N RTL SL >=85% O YR SY SF SY	KG	54	2,801
5509510000	YR N SW THD SYN ST FB N RT SL PLY S F MIX M/S ART	KG	998	4,066
5509530000	YRN N SW TH SYN ST FB N RT SL PLY S F MIX M/S COTN	KG	11,714	36,242
5509590000	YRN N SW TD SY ST F N RTL SL OT YR POLY ST F NESOI	KG	2,622	10,000
5509690000	YRN N SW TH SYN STP FIB N RT SL AC/MA STP FIB OTHR	KG	522	7,919
5509990000	YRN N SW TH SYN STP FIB N RT SL OT YRNS OTH-NESOI	KG	4,395	112,157
5511100000	YRN N SW TH MM ST FIB RT SL SYN STP FIB >=85% S FB	KG	9,725	288,136
5511200000	YRN N SWG TH MMF ST FB RT SL SYN S F <85% WGT FIB	KG	83,639	287,552

TABLE - 1 SHIPMENTS OF MERCHANDISE FROM THE UNITED STATES TO PUERTO RICO, BY COMMODITY:
FISCAL YEAR 2003

COMM CODE	DESCRIPTION	UNIT	QUANTITY	VALUE - $
5512110000	WV FB SYN S F >=85% SYN ST FB >=85% PLY SF UBL/BLC	M2	4,522	9,196
5512190000	WOV FAB >=85% SYNTH ST FB POLY STP FIBER OTHER	M2	16,724	41,143
5512210000	WOV FAB >=85% SYN ST FB >=85% ACR/MACR S F UBL/BLC	M2	9,480	15,987
5512990000	WOV FAB >=85% SYNTHETIC STP FIB OTH NESOI	M2	273,351	1,564,731
5513110000	WOV FAB SYN ST FB <85% SF M M/S C WT<170G/M2 U/B P	M2	9,725	13,752
5513120000	WOV FB SYN S F <85% MX CT <=170G/M2 UB/BL 3-4 T TW	M2	4,626	6,542
5513130000	WV FB SYN S F <85% SF M COT WT<170G/M2 U/B OWFPSF	M2	802,461	1,134,906
5513210000	WV FB SYN SF <85% S F M COT WT<170G/M2 DY PY SF PW	M2	23,113	65,408
5513220000	WOV FB SYN F <85% MX CT <=170G/M2 DYED 3-4 T TW	M2	6,878	15,218
5514210000	WV FB SYN SF <85% S F M COT WT>170G/M2 DY PY SF PW	M2	21,329	183,844
5514220000	WV FB SY SF <85% M CT >170G/M2 DYED 3-4TD TL PSF	M2	6,369	11,653
5514290000	WV FB SYN SF <85% S F M COT WT>170G/M2 DY OT WV FB	M2	39,565	168,439
5515110000	OTH WV FAB SYN PLY ST FB MX M/S VIS RAY STAPLE FIB	M2	400	5,866
5515120000	OTH WOV FAB SYN POLY ST FB MIX M/S MNM FILAMENTS	M2	1,781	8,244
5515130000	OTH WOV FAB SYN POLY STP FIB MIX M/S WL/FN ANML HR	M2	117,692	274,887
5515190000	OTH WOV FAB OF SYN POLY STPL FIBR OTHER NESOI	M2	6,914	9,977
5515210000	OTH WOV FAB SYN ACR/MACR ST FB MIXED M/S MNM FILMT	M2	13,177	49,533
5515290000	OTH WOV FAB SYN ACR/MACR STAPLE FIBERS OTHR-NESOI	M2	29,353	53,114
5515920000	OTH WOV FAB SYN STPL FIB OTH MIX M/S WL OR FN AN H	M2	3,331	7,634
5516110000	UNBLCH/BLCH WOV FABRC,ARTIFCL STPL FBR>85% BY WGHT	M2	6,824	14,908
5516210000	UNBL/BLCH WV FAB,ARTF STPL FBR<85%A-S-F;MX WTH MMF	M2	12,455	13,413
5516220000	DYED WOV FABRC,ARTF STPL FBR<85%A-S-F;MIX WITH MMF	M2	7,454	15,785
5516230000	WV FAB,ART STPL FBR,YRN DIF COLR;<85%ASF;MIX W/MMF	M2	3,690	8,166
5516240000	PRNTD WV FABRC,ARTF STPL FBR<85%A-S-F;MIX WITH MMF	M2	12,116	13,715
5516410000	UNBL/BLCH WV FAB,ARTF STPL FBR<85%ASF;MIX W/COTTON	M2	40,451	158,404
5516420000	DYED WOV FABRC,ARTF STPL FBR <85% ASF;MIX W/COTTON	M2	2,673	6,252
5516440000	PRNTD WOV FABRC,ARTF STPL FBR<85%ASF;MIXD W/COTTON	M2	1,436	3,358
5516910000	OTHER UNBLCH/BLCH WOV FABRC,ARTF STAPLE FIBR,NESOI	M2	2,225	4,614
	WADDING,FELT AND NONWOVENS;SPECIAL YARNS;TWINE,CORDAGE,ROPES AND CABLES AND ARTICLES THEREOF.....	TOTAL		29,514,028
5601100000	SANITARY NAP & TAMP, DIAP & LINER & SIMI ARTI WAD	KG	718,719	1,227,501
5601210000	WADDING; OTHER ARTICLES OF WADDING OF COTTON	KG	7,507	27,356
5601220000	WADDING; OTHER ARTICLES OF WADDING OF MANMADE FIB	KG	53,275	130,510
5601290000	WADDING; OTHER ARTICLES OF WADDING, NESOI	KG	25,058	69,523
5602100000	NEEDLELOOM FELT AND STITCH-BONDED FIBER FABRICS	KG	23,898	91,271
5602210000	OTH FELT NT IMPREG, COAT, COV/LAM WOOL/F ANIM HAIR	KG	72	6,209
5602903000	OTH FELT NT IMPREG COATED COV OR LAM, LAMIN	KG	4,832	18,920
5602906000	OTH FELT NT IMPREG COATED COV OR LAM, D M-MADE FIB	KG	565	18,369
5602909000	OTH FELT NT IMPREG COATED COV OR LAM NT M-MADE FIB	KG	137,387	843,604
5603110000	NONWOVENS OF MANMADE FILAMENTS WEIGHING < 25 G/M2	KG	175,254	944,471
5603120000	NONWOVENS, OF MMF WEIGHING > 25 G/M2 BUT < 70 G/M2	KG	172,154	409,977
5603130000	NONWOVENS, OF MMF WEIGHING > 70 G/M2 BUT <150 G/M2	KG	74,920	205,617
5603140000	NONWOVENS, OF MMF WEIGHING > 150 G/M2	KG	172,028	409,445
5603910000	NONWOVENS NOT OF MMF WEIGHING < 25 G/M2	KG	2,579	162,141
5603920000	NONWOVENS NOT OF MMF > 25 G/M2 & < 70 G/M2	KG	74,515	52,883
5603930000	NONWOVENS NOT OF MMF > 70 G/M2 & < 150 G/M2	KG	8,095	264,329
5603941000	NONWOV > 150 G/M2, NT MMF FLOOR COVERING UNDERLAYS	M2	38,415	60,818
5603943500	NONWOVENS NOT OF MMF > 150 G/M2; NT FLR COVR UNDLY	KG	9,055	276,974
5604100000	RUB THREAD AND CORD TEX COV LIKE HEADING 5404/5405	KG	15,447	185,191
5604200000	RUB THR & CRD, HGH TEN YRN POLY NYLN ETC IMPREG	KG	1,779,731	21,053,794
5604900000	RUB THR & CRD, NESOI	KG	517	7,327
5605000000	METAL YRN WHET O NT GIMP TEX YRN O STRIP W/METAL	KG	26	2,870
5606000000	GIMP YRN & STRIP, 5404/5405 CHEN YRN LOOP WALE-YRN	KG	259	10,121
5607100000	TWINE CORD ROPE & CABLE OF JUTE OR OTHER TEX BAST	KG	261,269	2,233,674
5607210000	TWINE CORD ROPE CABLE O SISAL BINDER O BALER TWINE	KG	53,623	341,156
5607290000	TWINE, CORD, ROPE & CABLE, OF SISAL FIBERS, NESOI	KG	26,860	49,121
5607410000	TWINE WHET/NT PLAIT/IMPREG W/RUB POLYETH BNDR TWNE	KG	43,741	77,683
5607490000	TWINE WHET/NT PLAIT/IMPREG W/RUB POLYETHYLEN NESOI	KG	1,953	49,500
5607500000	TWINE, CORD WHET/NT PLAIT IMPREG W/RUB OTH SYN FIB	KG	3,937	11,624
5607900010	TWINE, ABACA/OTH HRD FIB WHE/NT PLT/IMPRG W/RU	KG	11,023	66,988
5607900020	TWINE, CORD OT ABACA, WHET/NT PLAIT IMPREG W/RUB/P	KG	20,365	69,330
5608110000	KNOTTED NETT OF TWINE, MADE UP FISH NET, M-MDE MAT	KG	4,895	33,192
5608190000	KNOT NET OF TWNE MDE-UP FISH NET TEX MAT MMF NESOI	KG	37	6,393
5608900000	KNOT NET OF TWINE MADE-UP FISH NET TEX MAT NESOI	KG	144	10,042
5609000000	ART O YRN LIKE OF HEAD 5404/5405 TWINE O CABLE NES	KG	30,498	86,104

TABLE - 1 SHIPMENTS OF MERCHANDISE FROM THE UNITED STATES TO PUERTO RICO, BY COMMODITY:
FISCAL YEAR 2003

COMM CODE	DESCRIPTION	UNIT	QUANTITY	VALUE - $
	CARPETS AND OTHER TEXTILE FLOOR COVERINGS.....	TOTAL	899,745	6,377,806
5701100000	CARPETS&OTH TEX FLOOR COVR,WOOL/FINE ANML HR,KNOTD	M2	23,013	277,304
5701900000	CARPETS&OTH TEX FLOOR COVR,OTH TEX MATERIALS,KNOTD	M2	14,855	53,786
5702100000	KELEM,SCHUMACKS,KARAMANIE,&SIMILAR HAND-WOVEN RUGS	M2	6,289	191,617
5702200000	FLOOR COVERINGS OF COCONUT FIBERS (COIR), WOVEN	M2	324	37,025
5702320000	CARPETS,ETC OF MMF TEXTL MATERIAL,PILE,NOT MADE-UP	M2	17,431	52,113
5702390000	CARPETS,ETC OF OTHER TEXTL MATERL,PILE,NOT MADE-UP	M2	5,533	25,000
5702420000	CARPETS, ETC OF MMF TEXTILE MATERIALSS,PILE,MADE-U	M2	7,516	71,698
5702510000	CARPETS,ETC WOOL/FINE ANML HR,WOVN,NOT PILE/MDE-UP	M2	3	3,259
5702520000	TEXTILE CARPETS, WOV NO PILE, MMF, NOT MADE UP	M2	52,874	466,699
5702590000	CARPETS,ETC OTHR TEX MAT,WOV,NOT PILE/MADE-UP/TUFT	M2	89,204	682,137
5702920000	TEXTILE CARPETS, WOV NO PILE, MMF, MADE UP	M2	1,404	14,633
5702990000	CARPETS,ETC OTHR TEX MAT,WOV,MADE-UP,NOTPILE/TUFT	M2	14,354	123,000
5703100000	TEXTILE CARPETS, TUFTED, OF WOOL	M2	51,921	84,000
5703200000	CARPETS,ETC,NYLON/OTHR POLYAMIDES,TUFTD,W/N MDE-UP	M2	158,650	1,121,423
5703300000	TEXTILE CARPETS, TUFTED, MMF EXCEPT NYLON ETC	M2	102,191	883,820
5703900000	TEXTILE CARPETS, TUFTED, TEXTILE MATERIALS NESOI	M2	199,180	1,198,358
5704100000	TEXTILE CARPETS, FELT, NO TUFT, TILES SUR NOV .3M2	M2	8,275	77,021
5704900000	TEXTILE CARPETS, FELT, NOT TUFTED ETC. NESOI	M2	5,416	66,643
5705000000	OTHR CARPETS&OTHR TEX FLOOR COV,WHETHR/NOT MADE-UP	M2	141,312	948,270
	SPECIAL WOVEN FABRICS;TUFTED TEXTILE FABRICS; LACE; TAPESTRIES; TRIMMINGS; EMBROIDERY.....	TOTAL		8,419,459
5801100000	WOV PILE & CHENILLE FABRICS OF WOOL/FINE ANIM HAIR	M2	4,460	12,004
5801220000	WOVEN PILE & CHENILLE FABRIC OF CUT CORDUROY	M2	179,713	461,231
5801330000	WOVEN PILE & CHENILLE FABRICS OTHER WELT PILE FAB	M2	54,709	165,839
5801360000	WOV PILE FAB & CHENILLE FAB MMF CHENILLE FABRICS	M2	160,857	230,539
5801900000	WOV PILE FAB & CHENILLE FAB OTHER TEXTILE MATERIAL	M2	26,585	121,883
5802110000	TERRY TOWEL & SIMILAR WOV FAB NT NARROW COT UNBLCH	M2	2,739	16,070
5802190000	TERRY TOWEL & SIMILAR WOV FAB NT NARROW COT, OTHER	M2	103,894	426,489
5802200000	TERRY TOWEL & SIM WOV TERRY FAB OTH TEX MAT N/5806	M2	48,348	65,013
5803100000	GAUZE, NT NARROW FABRICS OF HEADING 5806: OF COT	M2	45,000	33,975
5803909000	GAUZE, OTH THAN NAR FAB HEAD 5806: OF OTH TEX MAT	M2	145,017	58,282
5804100000	TULS & OTH NET FAB NT INC WOV, KNT OR CROCH FABS	KG	3,569	58,997
5804210000	LACE IN PCE, STRIP, NOT OF 6002; MMF MECH MDE LACE	KG	34,327	338,729
5804290000	LACE IN PIECE,NOT OF 6002,MECH MDE LCE OTH TEX MAT	KG	1,619	20,909
5806100000	WOV PILE FAB (INC TERRY TOWEL & SIM) & CHENILE FAB	KG	11,113	84,613
5806200000	NAR WOV FAB NESOI >5% ELASTOMERIC YRN/RUBBER THRD	KG	57,757	579,317
5806310000	NARROW WOVEN FABRICS, NESOI, OF COTTON	KG	169,114	834,637
5806321010	OTHER NARROW WOVEN FABRICS OF MANMADE FIBERS	KG	4,482	80,849
5806321090	OTHER RIBBONS OF MANMADE FIBERS NESOI	KG	27,938	389,883
5806322000	OTHER NARROW WOVEN FABRICS OF MMF NESOI	KG	72,321	841,875
5806391000	WOVEN FABRICS OF WOOL/FAH NESOI	KG	2,356	11,366
5806392000	WOVEN FABRICS OF VEG FIB EXCEPT COTTON NESOI	KG	8,000	44,118
5806393020	NAR WOVEN FABRICS OF TEX MAT, METALIZED YARN NESOI	KG	93	2,574
5806393080	NAR WOVEN FABRICS OF TEXTILE MATERIAL, NESOI	KG	39,204	302,052
5806400000	NAR FAB WARP W/O WEFT ASSEMBLED WITH AN ADHESIVE	KG	213	5,360
5807101000	WOV LABEL & SIM ART IN PE STRP/CUT SHPE/SZE N/EMBR	KG	189,278	346,177
5807102000	WOV BADGE & SIM ART IN PE STRP/CUT SHPE/SZE N/EMBR	KG	22,029	35,798
5807901000	OTH LABEL & SIM ART IN PE STRP/CUT SHPE/SZE N/EMBR	KG	156,296	402,857
5807902000	OTH BADGE & SIM ART IN PE STRP/CUT SHPG/SZE N/EMBR	KG	23,345	32,687
5808100000	BRAID IN PIECE W/O EMBROID OTH THAN KNIT/CROCHETED	KG	3,396	155,487
5808900000	ORN TRIM PE W/O EMBROID N/KT CROC, TASEL, POM, ETC	KG	1,064	18,212
5809000000	WOVEN FABRICS OF METAL THREAD & METALIZED YARN NEC	M2	1,761	9,044
5810100000	EMBROID IN PCE, STRIPS, MOTIFS W/O VISABLE GROUND	KG	1,721	78,504
5810910000	EMBROID IN PE, STRIP OR MOTIFS: OTH EMBROID OF COT	KG	80,312	1,906,658
5810920000	EMBROID IN PE, STRIP OR MOTIFS: OTH EMBROID OF MMF	KG	1,455	49,224
5810990000	EMBROID PE, STRP/MOTIF: OTH EMBROID NESOI TEX MAT	KG	2,336	46,509
5811000000	QUILT TEX PROD PE 1> LAYR W/PAD STCH N/EMBR H 5810	KG	32,823	151,698
	IMPREGNATED,COATED,COVERED OR LAMINATED TEXTILE FABRICS;TEXTILE ARTICLES OF A KIND SUITABLE FOR INDUSTRIAL USE.....	TOTAL		6,539,432

TABLE - 1 SHIPMENTS OF MERCHANDISE FROM THE UNITED STATES TO PUERTO RICO, BY COMMODITY:
FISCAL YEAR 2003

COMM CODE	DESCRIPTION	UNIT	QUANTITY	VALUE - $
5901100000	TEXTL FABRC,COATD W-GUM/AMYLC,OUTER COVER OF BOOKS	M2	72,917	368,616
5901900000	TRACING CLOTH;PREPRD PAINTG CANVAS;BUCKRAM-HAT FND	M2	66,606	114,027
5902200000	TIRE CORD FABRIC OF HIGH TENACITY YARN, POLYESTERS	KG	4,536	100,000
5902900000	TIRE CORD FABRIC OF HIGH TENACITY YARN, VISC RAYON	KG	3,251	25,097
5903101000	TEXTILE FABRICS NESOI COATED ETC WITH PVC, COTTON	M2	8,710	25,000
5903101600	TEXTILE FABRICS,MMF,COATED,ETC, POLYVINYL CHLORIDE	M2	33,434	122,293
5903103000	TEXTILE FABRIC NESOI PVC ETC, NOT COTTON OR MMF	M2	69,985	170,187
5903201000	TEXTILE FABRIC NESOI, COATED ETC WITH PU, COTTON	M2	55,393	304,410
5903201600	TEXTILE FABRICS MMF, COATED, ETC WITH POLYURETHANE	M2	1,888	8,336
5903203090	TEXTILE FABRIC IMPREG,CTED,CVRD WITH POLYUR, NESOI	M2	1,291	10,670
5903901000	TEXTILE FABRIC NESOI, COATED ETC NESOI, COTTON	M2	15,867	35,055
5903901600	TEX FABRIC MMF COATED,ETC WITH OTHER PLASTIC,NESOI	M2	341,094	227,369
5903903010	TEXT FABRIC IMPREG,CTED,CVRD WITH PLASTIC WOOL/FAH	M2	6,087	9,394
5903903090	TEXT FABRIC IMPREG,CTED,CVRD WITH PLASTIC NESOI	M2	67,788	89,710
5904100000	LINOLEUM, WHETHER OR NOT CUT TO SHAPE	M2	2,500	24,072
5904900000	FLR COVERINGS EXC LINOLEUM, COATED ETC ON A TEX BA	M2	1,140	4,183
5905000000	TEXTILE WALL COVERINGS	M2	205	9,174
5906100000	ADHESIVE TAPE NOT OVER 20 CM WIDE	KG	21,601	177,417
5906911800	RUBBERIZED TEXTILE FABRICS,KNITTED/CROCHETD OF MMF	M2	57,896	297,291
5906991000	RUB TEXTILE FABRICS NESOI, NOT KNIT ETC, COTTON	M2	8,138	24,326
5906991800	RUBBERIZED TEXTILE FABRICS,NOT KNITD/CROCHETED,MMF	M2	726	4,641
5906993000	RUB TEXTILE FABRIC NESOI, NO KNIT ETC NO COT OR MM	M2	52,168	104,006
5907000000	TEXTL FABRC,COATD,ETC,THEATRCL SCENERY,BACK-CLOTHS	M2	96,664	229,518
5908000000	TEXTILE WICKS FOR LAMPS ETC AND GAS MANTLES ETC	KG	11,683	45,064
5909000000	TEXTILE HOSEPIPING AND SIMILAR TEXTILE TUBING	KG	566,489	1,914,319
5910000000	TRANSMSN/CONVYR BELTS,TEX MATRL,WHTHR/NOT REINFRCD	KG	8,872	63,642
5911101000	TEXTILE RUBBERIZED PRINTERS BLANKETS	KG	2,558	117,010
5911102000	TEXTILE FABRICS, OTH THAN PRINTERS' RUBBER BLANKET	KG	65,179	283,650
5911200000	BOLTING CLOTH, WHETHER OR NOT MADE-UP	M2	21,992	85,349
5911310000	TEXTILE FABRICS ETC, PAPERMAKING, UNDER 650 G/M2	M2	23,053	47,042
5911320000	TEXTILE FABRICS ETC, PAPERMAKING, 650 G/M2 OR MORE	M2	179	6,285
5911400000	TEXTILE STRAINING CLOTH USED IN OIL PRESSES ETC	KG	15,054	73,417
5911900040	TEXTILE CORDS, BRAIDS & THE LIKE, USED IN INDUSTRY	KG	79,477	232,026
5911900080	TEXTILE PRODUCTS ETC FOR TECHNICAL USES NESOI	KG	48,119	1,186,836
	KNITTED OR CROCHETED FABRICS.....	TOTAL		68,315,901
6001100000	LONG PILE FABRICS, KNITTED OR CROCHETED	KG	4,814	15,498
6001210000	LOOPED PILE FABRICS OF COTTON,KNITTED OR CROCHETED	M2	16	3,257
6001220000	LOOPED PILE FABRICS MAN-MADE FIBER,KNIT OR CROCHET	M2	1,587	9,286
6001290000	LOOPED PILE FABRICS OTHER TEX MAT, KNIT OR CROCHET	KG	16,131	45,150
6001910000	OTHER PILE FABRICS OF COTTON, KNITTED OR CROCHETED	KG	330	4,706
6001990000	OTHER PILE FABRIC OTHER TEXTILE MATRL KNIT/CROCHET	KG	128,185	680,398
6002404000	KNT COT FB LE 30CM WD GE 5% ELSTM YRN/NO RUB THRD	KG	46,280	296,873
6002408000	OTH KNT FB LT 30CM WD GT 5% ELSTMRC YRN/NO RUB THR	KG	3,081,022	63,235,387
6002904000	OTH KNT COT FB LE 30CM WD GE 5% ELSTM YRN/RUB THRD	KG	38,580	447,340
6002908000	OTH KNT FB LT 30CM WD GT 5% ELSTOMRIC YRN/RUB THRD	KG	7,633	316,855
6003201000	OPEN WORK FAB OF COTTON WIDTH LE 30CM	KG	180	3,110
6003203000	OTHER KNITTED FAB OF COTTON LE 30CM	KG	1,484	38,868
6003301000	OPEN WORK FAB OF SYNTHETIC FIBERS WIDTH LE 30CM	KG	985	12,045
6004100000	KNIT/CRCHET FABRC GE 5% ELASTMRC BUT W/O RUBR THRD	KG	26,626	547,599
6004901000	OTH KNIT/CRCHET FABRC CONTAINING ELASTMRC YRN/RUBR	KG	8,531	249,417
6004909000	OTH KNIT/CRCHET FABRC OT ELASTMRC YRN/RUBR THRD	KG	16,288	115,950
6005310000	WRP KNIT FAB(INCL GALLOON)UNBLCH/BLCH SYNTHTIC FIB	KG	2,795	6,032
6005330000	KNIT FAB(INCL GALLN)OF SYN FIB DIF CLR YRN	KG	1,062	3,186
6005340000	WARP KNIT FAB(INCL GALLOON)OF PRNTED SYNTHETIC FIB	KG	25,389	151,858
6005420000	WARP KNIT FABRIC(INCL GALLOON)OF DYED ART'L FIBERS	KG	16,638	98,335
6005440000	WARP KNIT FABRIC(INCL GALLOON)OF PRNTED ART'L FIBS	KG	192,127	1,510,523
6005900000	OTHER WARP KNIT FABRICS (INCLUDING GALLOON); OTHER	KG	1,240	18,081
6006211000	OT KT FAB OF UNBL/BL COT, CIR KT, GT 100 MT NO/YRN	KG	3,231	15,750
6006219020	OT KT/CRCHT UNBL/BL COT FAB OF SGL KT CNSTN	KG	34,740	147,623
6006219080	OTH KNIT/CROCHT UNBLEACH/BLEACH COT FABRICS,NESOI	KG	362	3,180
6006229020	OTH KT/CRCHT DYED COT FAB OF SGL KT CNSTRN	KG	16,375	69,582
6006229080	OTH KT/CRCHT OF DYE, CT FAB, NESOI (EXC SINGL KNT)	KG	12,079	30,000
6006239020	OT KT/CRCHT COT FAB OF DF CLR YRN OF SNGL KT CNSTR	KG	1,000	16,245
6006249080	OTH KNIT OR CROCHET PRINTED COTTON FABRICS, NESOI	KG	12,633	56,829
6006310000	OTH KNIT/CROCHET FAB OF UNBLCH/BLCH SYNTHTIC FIBER	KG	979	11,891

TABLE - 1 SHIPMENTS OF MERCHANDISE FROM THE UNITED STATES TO PUERTO RICO, BY COMMODITY:
FISCAL YEAR 2003

COMM CODE	DESCRIPTION	UNIT	QUANTITY	VALUE - $
6006320000	OTH KNIT/CROCHETED FABRICS OF DYED SYNTHETIC FIBER	KG	16,345	117,119
6006330000	OTH KNIT/CROCHT FAB OF SYN FIB OF YRN OF DIF COLOR	KG	1,327	20,707
6006440000	OTH KNIT/CROCHET FAB OF PRINTED ARTIFICIAL FIBERS	KG	225	7,010
6006900000	OTH KNT/CROCHET FABRIC OTH TEXTILE MATERIALS,NESOI	KG	483	10,211
	ARTICLES OF APPAREL AND CLOTHING ACCESSORIES,KNITTED OR CROCHETED.....	TOTAL		91,942,286
6101100000	M/B OVERCOATS, CARCOATS, ETC OF WOOL, KNIT	DOZ	2,737	135,969
6101300000	M/B OVERCOATS CARCOATS & SIMILAR ART MMF, KNIT	DOZ	369	17,934
6101900000	M/B OVERCOATS CARCOATS & SMLR ART OT TEX MAT, KNIT	DOZ	859	13,991
6102100000	W/G OVERCOATS, CARCOATS, ETC OF WOOL, KNIT	DOZ	143	29,918
6102200000	W/G OVERCOAT CARCOAT & SIMILAR ART COTTON, KNIT	DOZ	151	12,220
6102900000	W/G OVERCOATS CARCOATS & SMLR ART OT TEX MTRL,KNIT	DOZ	1,610	70,306
6103110000	MEN'S OR BOYS' SUITS OF WOOL, KNIT	NO	578	24,304
6103120000	MEN'S OR BOYS' SUITS OF SYNTHETIC FIBERS, KNITTED	NO	1,266	44,390
6103191200	M/B SUITS OF ART FIBER CONT 23% OR MORE WOOL, KNIT	NO	456	7,783
6103192000	MEN'S OR BOYS' SUITS OF COTTON, KNITTED OR CROCHET	DOZ	398	42,848
6103194000	M/B SUITS OTHER TEXTILE MATERIALS, KNIT	NO	1,778	59,134
6103210000	M/B ENSEMBLES OF WOOL, KNIT	DOZ	95,425	1,962,840
6103220000	MEN'S OR BOYS' ENSEMBLES OF COTTON, KNITTED OR CRO	DOZ	716	51,805
6103230000	MEN'S OR BOYS' ENSEMBLES OF SYNTHETIC FIBERS, KNIT	DOZ	1,026	46,363
6103291000	MEN'S OR BOYS' ENSEMBLES OF ARTIFICIAL FIBER, KNIT	DOZ	324	16,727
6103292000	M/B ENSEMBLES OTHER TEXTILE MATERIALS, KNIT	DOZ	6,704	64,510
6103310000	M/B SUIT-TYPE JACKETS AND BLAZERS OF WOOL, KNIT	DOZ	764	61,296
6103330000	M/B SUIT-TYPE JACKET & BLAZER SYNTHETIC FIBER,KNIT	DOZ	140	23,107
6103391000	M/B SUIT-TYPE JACKETS & BLAZERS OF ART FIB, KNIT	DOZ	4	2,580
6103392000	M/B SUIT-TYPE JACKET/BLAZER OT TEXTILE MTRL, KNIT	DOZ	18	14,322
6103410000	M/B TROUSER OVERALLS SHORTS ETC WOOL, KNIT	DOZ	1,653	94,011
6103420000	M/B TROUSERS OVERALLS SHORTS ETC COTTON, KNIT	DOZ	38,083	2,715,687
6103430000	M/B TROUSERS OVERALLS SHORTS ETC SYN FIBERS, KNIT	DOZ	14,239	570,461
6103491500	M/B TROUSERS OVERALLS SHORTS ETC ART FIBERS, KNIT	DOZ	4,437	173,482
6103493000	M/B TROUSERS OVERALLS SHORTS ETC OT TEX MTRL, KNIT	DOZ	9,464	318,756
6104110000	W/G SUITS OF WOOL, KNIT	NO	6,408	113,391
6104120000	WOMEN'S OR GIRLS' SUITS OF COTTON, KNITTED OR CROC	DOZ	5,542	479,568
6104130000	WOMEN'S OR GIRLS' SUITS OF SYNTHETIC FIBERS, KNITT	NO	25,329	302,270
6104191200	W/G SUITS OF ARTIF FIBERS CONT 23% MORE WOOL, KNIT	NO	1,585	24,599
6104192000	W/G SUITS OF OTHER TEXTILE MATERIALS, KNIT	NO	26,285	327,375
6104210000	W/G ENSEMBLES OF WOOL, KNIT	DOZ	30,313	255,273
6104220000	WOMEN'S OR GIRLS' ENSEMBLES OF COTTON, KNITTED OR	DOZ	56,624	5,223,525
6104230000	W/G ENSEMBLES OF SYNTHETIC FIBERS, KNIT	DOZ	45,610	522,042
6104291000	W/G ENSEMBLES OF ARTIFICIAL FIBERS, KNIT	DOZ	54,968	318,698
6104292000	W/G ENSEMBLES OTHER TEXTILE MATERIALS, KNIT	DOZ	35,003	725,684
6104310000	W/G SUIT-TYPE JACKETS AND BLAZERS OF WOOL, KNIT	DOZ	692	87,480
6104320000	W/G SUIT-TYPE JACKETS AND BLAZERS OF COTTON, KNIT	DOZ	716	169,906
6104330000	W/G SUIT-TYPE JACKETS/BLAZERS SYNTHETIC FIBER,KNIT	DOZ	13	3,513
6104392000	W/G SUIT-TYPE JACKET/BLAZER OTHER TEXTILE MTRL, KT	DOZ	9,026	212,346
6104410000	W/G DRESSES OF WOOL, KNIT	DOZ	663	87,506
6104420000	WOMEN'S OR GIRLS' DRESSES OF COTTON, KNITTED OR CR	DOZ	29,945	826,534
6104430000	WOMEN'S OR GIRLS' DRESSES SYNTHETIC FIBERS, KNIT	DOZ	10,733	244,044
6104440000	WOMEN'S OR GIRLS' DRESSES ARTIFICIAL FIBERS, KNIT	DOZ	176,292	11,361,282
6104490000	WOMEN'S OR GIRLS' DRESSES OT TEXTILE MTRL, KNIT	DOZ	8,472	1,080,049
6104510000	W/G SKIRTS AND DIVIDED SKIRTS OF WOOL, KNIT	DOZ	437	86,347
6104520000	W/G SKIRTS AND DIVIDED SKIRTS OF COTTON, KNIT	DOZ	13,176	238,981
6104530000	W/G SKIRTS & DIVIDED SKIRTS OF SYNTHETIC FIB, KNIT	DOZ	8,114	119,402
6104591000	W/G SKIRTS & DIVIDED SKIRTS OF ARTIFICIAL FIB,KNIT	DOZ	9,842	119,711
6104592000	W/G SKIRTS & DIVIDED SKIRT OF OT TEXTILE MTRL KNIT	DOZ	91,579	2,156,782
6104610000	W/G TROUSERS OVERALLS BREECHES SHORTS OF WOOL,KNIT	DOZ	2,072	71,384
6104620000	W/G TROUSERS OVERALLS BREECHES SHORTS COTTON, KNIT	DOZ	70,682	1,771,120
6104630000	W/G TROUSER OVERALL BREECHES SHORTS SYN FIB, KNIT	DOZ	24,279	337,513
6104691500	W/G TROUSER OVERALL BREECHES SHORTS ART FIB, KNIT	DOZ	1,286	34,839
6104693000	W/G TROUSER OVERALL BREECHES SHORTS OT TEX MTRL,KT	DOZ	59,408	1,645,617
6105100000	MEN'S OR BOYS' SHIRTS OF COTTON, KNITTED OR CROCHE	DOZ	145,755	4,984,783
6105200000	MEN'S OR BOYS' SHIRTS OF MANMADE FIBERS, KNITTED O	DOZ	21,897	546,506
6105900000	MEN'S/BOYS' SHIRTS OF OTHER TEXTILE MATERIALS,KNIT	DOZ	9,964	371,010
6106100000	WOMEN'S OR GIRLS' BLOUSES AND SHIRTS COTTON, KNIT	DOZ	62,702	1,772,554
6106200000	WOMEN'S OR GIRLS' BLOUSES/SHIRTS MANMADE FIB, KNIT	DOZ	71,196	1,056,600
6106900000	W/G BLOUSES AND SHIRTS OTHER TEXTILE MATERIAL,KNIT	DOZ	121,729	2,141,862

TABLE - 1 SHIPMENTS OF MERCHANDISE FROM THE UNITED STATES TO PUERTO RICO, BY COMMODITY:
FISCAL YEAR 2003

COMM CODE	DESCRIPTION	UNIT	QUANTITY	VALUE - $
6107110000	MEN'S OR BOYS' UNDERPANTS AND BRIEFS COTTON, KNIT	DOZ	53,084	683,335
6107120000	MEN'S/BOYS' UNDERPANTS & BRIEFS MANMADE FIBER,KNIT	DOZ	260	12,214
6107190000	MEN'S/BOYS' UNDERPANT,& BRIEFS OT TEXTILE MTRL, KT	DOZ	18,699	404,640
6107210000	MEN'S OR BOYS' NIGHTSHIRT AND PAJAMAS COTTON, KNIT	DOZ	3,751	128,221
6107220000	MEN'S/BOYS' NIGHTSHIRT AND PAJAMAS MANMADE FIB, KT	DOZ	1,657	125,944
6107290000	M/B NIGHTSHIRTS & PAJAMAS OT TEXTILE MATERIALS, KT	DOZ	268	13,497
6107910000	MEN'S OR BOYS' BATHROBES AND SIMILAR ART COTTON,KT	DOZ	7,600	372,498
6107990000	M/B BATHROBES & SIMILAR ART OT TEXTILE MTRL, KNIT	DOZ	2,457	134,071
6108110000	WOMEN'S/GIRLS' SLIPS & PETTICOATS MANMADE FIB, KT	DOZ	629	19,355
6108190000	W/G SLIPS AND PETTICOATS OT TEXTILE MATERIALS, KT	DOZ	1,399	44,433
6108210000	WOMEN'S OR GIRLS' BRIEFS AND PANTIES COTTON, KNIT	DOZ	42,711	529,639
6108220000	WOMEN'S/GIRLS' BRIEFS & PANTIES MANMADE FIBER, KT	DOZ	22,809	437,109
6108290000	W/G BRIEFS & PANTIES OT TEXTILE MATERIALS, KNIT	DOZ	2,623	51,555
6108310000	W/G NIGHTDRESSES & PAJAMAS OF COTTON, KNIT	DOZ	11,912	645,023
6108320000	W/G NIGHTDRESSES & PAJAMAS MANMADE FIBERS, KNIT	DOZ	2,053	212,435
6108390000	W/G NIGHTDRESSES & PAJAMAS OT TEXTILE MATERIAL, KT	DOZ	26,020	1,117,181
6108910000	W/G NEGLIGEES BATHROBES & SIMILAR ART COTTON, KNIT	DOZ	1,283	80,854
6108920000	W/G NEGLIGEES BATHROBES & SIMILAR ART MMF, KNIT	DOZ	3,473	76,513
6108990000	W/G NEGLIGEES & SIMILAR ARTICLES OT TEX MTRL, KNIT	DOZ	265	23,244
6109100005	M OR B T-SHIRTS ALL WHITE OF COT KT SS W/O PKT T E	DOZ	31,810	619,298
6109100007	MENS OR BOYS SINGLETS OF COT WHITE NO PKT,TRM KNIT	DOZ	4,186	102,934
6109100009	M/B ARTICLES SIMILAR TO T-SHIRTS ETC OF COT, KNIT	DOZ	13,027	219,192
6109100013	MEN'S OR BOYS' T-SHIRTS EX WHITE OF COTTON, KNIT	DOZ	265,310	4,807,445
6109100024	M OR B TANK TOPS, SINGLETS NESOI OF COTTON	DOZ	4,571	56,353
6109100027	M/B ARTICLES SIMILAR TO T-SHIRTS ETC OF COT, KNIT	DOZ	19,552	530,083
6109100037	WOMEN'S OR GIRLS' UNDERWEAR OF COTTON KNIT CROCHET	DOZ	110,768	375,327
6109100042	WOMEN'S OR GIRLS' T-SHIRTS OF COTTON, KNITTED OR C	DOZ	25,866	941,642
6109100062	WOMEN'S OR GIRLS' TANK TOPS OF COTTON, KNITTED OR	DOZ	599,787	5,742,464
6109100070	W/G ARTICLES SIMILAR T-SHIRTS & TANK TOPS COT,KNIT	DOZ	102,104	1,479,768
6109901008	MEN'S OR BOYS' T-SHIRTS OF MANMADE FIBERS KNITTED	DOZ	4,653	132,651
6109901018	M OR B TANK TOPS & SINGLETS OF MMF KNIT OR CROCHET	DOZ	34,949	754,589
6109901049	M/B ARTICLES SIMILAR TO T-SHIRTS, ETC OF MMF, KNIT	DOZ	1,872	79,109
6109901055	WOMEN'S OR GIRLS' T-SHIRTS OF MANMADE FIBERS, KNIT	DOZ	13,775	128,248
6109901068	W OR G TANK TOPS OR SINGLETS OF MMF KT OR CROCHETD	DOZ	409,718	4,214,032
6109901075	W/G ARTICLES THERMAL T-SHIRTS, ETC OF MMF, KNIT	DOZ	7,482	40,484
6109901090	W/G ARTICLES SIMILAR TO T-SHIRTS, ETC OF MMF, KNIT	DOZ	22,611	399,220
6109901510	M OR B UNDERWEAR OF WOOL WITH LONG SLEEVES KNITTED	DOZ	6,933	114,047
6109901530	W OR G UNDERWEAR OF WOOL WITH LONG SLEEVES KNITTED	DOZ	18,942	256,320
6109901550	OTHER GARMENTS OF WOOL WITH LONG SLEEVES KNITTED	DOZ	4,039	35,789
6109902012	M/B ARTICLES OTHER THAN T-SHIRTS, ETC OF NESOI KNT	DOZ	14,139	108,094
6109902025	W/G ARTICLES OTHER THAN T-SHIRTS, ETC OF NESOI KNT	DOZ	340,851	3,247,657
6110110010	MEN'S OR BOYS' SWEATERS OF WOOL, KNITTED/CROCHETED	DOZ	21	4,588
6110110020	WOMEN'S OR GIRLS' SWEATERS WOOL, KNITTED/CROCHETED	DOZ	195	14,768
6110190020	WOM/GIRLS' SWEATER, EXC WL,CASHMERE, KNT/CRC NESOI	DOZ	172	11,745
6110201010	MEN'S OR BOYS' SWEATERS OF COT, >=36% FLAX FB KNIT	DOZ	5,181	133,579
6110201020	W OR G SWEATERS OF COT, >=36% FLAX FB KNIT	DOZ	17,880	553,466
6110201023	MEN'S OR BOYS' WAISTCOATS & SIMILAR ART COTTON, KT	DOZ	324	24,013
6110201027	WOMANS OR GIRLS WAISTCOATS & SIMILAR ART COT KNIT	DOZ	22,762	1,008,502
6110202005	B OR G WAISTCOATS & SIM ART PARTS OF PLAYSUITS COT	DOZ	3,637	127,183
6110202012	MENS OR BOYS SWEATERS OF COTTON KNIT OR CROCHETED	DOZ	788	86,511
6110202022	W OR G SWEATERS OF COTTON NESOI KNIT	DOZ	3,544	330,049
6110202040	MEN'S OR BOYS' SWEATSHIRTS OF COTTON, KNITTED OR C	DOZ	635	41,861
6110202045	WOMEN'S OR GIRLS' SWEATSHIRTS OF COTTON, KNITTED O	DOZ	190	20,038
6110202060	MEN'S OR BOYS' WAISTCOATS & SIMILAR ART COTTON, KT	DOZ	1,506	127,531
6110202070	WOMANS OR GIRLS WAISTCOATS & SIMILAR ART COT KNIT	DOZ	6,608	344,251
6110301080	W/G VESTS EX SWEATER OF MMF CONT 25% LEATHER, KNIT	DOZ	424	5,323
6110302070	M/B SWEATERS & SIM ART MMF >=30% SLK, SLK WST KNIT	DOZ	70	6,745
6110302080	W/G SWEATERS,PULLOVERS,SIM ARTS MMF>=30% SILK KNIT	DOZ	276	32,029
6110303005	B/G SWEATERS,SIM ARTS EXPTD AS PARTS PLAYSUTS KNIT	DOZ	210	2,653
6110303012	M/B SWEATERS MANMADE FIBERS KNITTED NESOI	DOZ	158	22,570
6110303022	W/G SWEATERS MANMADE FIBERS KNITTED NESOI	DOZ	7,207	674,592
6110303045	W/G SWEATSHRT MANMADE FIBER < 25% BY WGHT LTHR, KT	DOZ	97	15,255
6110303060	M/B PULLOVERS & SIMILIAR ART OF MMF KNITTED NESOI	DOZ	239	24,190
6110303070	W/G PULLOVERS & SIMILIAR ART OF MMF KNITTED NESOI	DOZ	3,434	311,987
6110900011	M/B SWEATERS OF OTH TEXTILE MATERIAL KNIT & CROCHT	DOZ	453	65,237
6110900027	W&G SWEATERS OF OT TEXTILE MATERIAL KNIT OR CROCHT	DOZ	4,187	300,865
6110900096	W/G PULLOVERS & SIM ART OF OT TEX MAT KT OR CROCHT	DOZ	369	52,997
6111100000	BABIES' GARMENTS & CLTHNG ACCESS OF WOOL, KNIT	DOZ	1,500	142,261

TABLE - 1 SHIPMENTS OF MERCHANDISE FROM THE UNITED STATES TO PUERTO RICO, BY COMMODITY:
FISCAL YEAR 2003

COMM CODE	DESCRIPTION	UNIT	QUANTITY	VALUE - $
6111200000	BABIES' GARMENTS & CLTHNG ACCESS OF COTTON, KNIT	DOZ	41,037	1,506,632
6111300000	BABIES' GARMENTS & CLTHNG ACCESS SYN FIBERS, KNIT	DOZ	4,580	146,780
6111901500	BABIES' GARMENTS & CLTHNG ACCESS ART FIBERS, KNIT	DOZ	15,059	114,817
6111906000	BABIES' GARMENTS & CLTHNG ACCESS OT TEX MTRL, KNIT	DOZ	5,539	163,501
6112110015	M/B JACKETS FOR TRACK SUITS ETC COTTON, KNIT	DOZ	397	19,468
6112110035	W/G JACKETS FOR TRACK SUITS ETC OF COTTON, KNIT	DOZ	300	15,300
6112110060	W/G TROUSERS FOR TRACK SUITS ETC OF COTTON, KNIT	DOZ	1,616	28,546
6112120015	M/B JACKETS FOR TRACK SUITS ETC SYN FIBERS, KNIT	DOZ	339	14,747
6112120035	W/G JACKETS FOR TRACK SUITS ETC SYN FIBERS, KNIT	DOZ	25	2,600
6112120050	M/B TROUSERS FOR TRACK SUITS ETC SYN FIBERS, KNIT	DOZ	1,684	131,803
6112120060	W/G TROUSERS FOR TRACK SUITS ETC SYN FIBERS, KNIT	DOZ	107	3,005
6112191000	TRACK WARM-UP AND JOGGING SUITS ARTIFICIAL FIB, KT	DOZ	1,048	4,500
6112192000	TRACK WARM-UP & JOGGING SUITS OT TEXTILE FIBER, KT	DOZ	1,256	30,554
6112310000	MEN'S OR BOYS' SWIMWEAR OF SYNTHETIC FIBERS, KNITT	DOZ	345	26,762
6112390000	M/B SWIMWEAR OF OTHER TEXTILE MATERIALS, KNIT	DOZ	230	10,013
6112410000	WOMEN'S OR GIRLS' SWIMWEAR SYNTHETIC FIBERS, KNIT	DOZ	4,158	317,440
6112490000	W/G SWIMWEAR OF OTHER TEXTILE MATERIALS, KNIT	DOZ	21,018	515,519
6113000005	M/B COATS KNIT FABRIC IMPREG RBR/PL OBSCURING FAB	DOZ	31	7,635
6113000010	W/G COATS KNITTED IMPREGNATED WITH RUBBER/PLASTIC	DOZ	355	20,137
6113000012	W/G GARMENTS NT COATS KNIT IMPREGNATED WITH RBR/PL	DOZ	13,781	212,927
6113000095	M/B GARMENTS KNIT FABRIC 5906 IMPREG RBR/PLASTIC	DOZ	1	2,845
6113000097	W/G GARMENTS KNIT FABRIC 5906 IMPREG RBR/PLASTIC	DOZ	211	65,816
6114100000	OTHER GARMENTS OF WOOL OR FINE ANIMAL HAIR, KNITTE	DOZ	188	20,059
6114200000	OTHER GARMENTS OF COTTON, KNITTED OR CROCHETED	DOZ	22,646	500,494
6114300000	OTHER GARMENTS OF MANMADE FIBERS, KNITTED OR CROCH	DOZ	102,602	1,485,342
6114900000	OTHER GARMENTS OF OTHER TEXTILE MATERIALS, KNITTED	DOZ	16,502	184,033
6115110000	PANTY HOSE & TGHT SYN FIB MEAS <67 DCTX/SYN, KNIT	DPR	7,988	127,600
6115190000	PANTYHOSE & TIGHTS TEX MATERIAL EX SYNTHETIC, KNIT	DPR	18,315	80,424
6115200000	WOMEN'S HOSIERY < 67 DCTX/SINGLE YARN, KNIT	DPR	8,265	76,604
6115910000	SOCKS & OT HOSRY & FTWR W/OUT APPLD SLS WOOL, KNIT	DPR	68,477	590,812
6115920000	SOCKS & OTHER HOSIERY NESOI OF COTTON, KNIT	DPR	88,200	819,131
6115930000	SOCKS & OTHER HOSIERY NESOI OF SYN FIBERS, KNIT	DPR	46,335	494,741
6115990000	SOCKS & OTHER HOSIERY TEXTILE MATERIALS NESOI, KT	DPR	11,497	111,522
6116100000	GLOVES IMPREG CTD OR COV W PLAS/RUBBER, KNIT	DPR	4,654	84,718
6116920000	GLOVES, MITTENS AND MITTS OF COTTON, KNITTED OR CR	DPR	1,198	20,738
6117100000	SHAWLS SCARVES MUFFLERS VEILS & THE LIKE, KNIT	DOZ	2,540	31,873
6117200000	TIES, BOW TIES AND CRAVATS, KNITTED OR CROCHETED	DOZ	107	6,708
6117800000	OTHER MADE-UP CLOTHING ACCESSORIES, KNITTED OR CRO	DOZ	31,935	389,030
6117900000	PARTS OF GARMENTS OR OF CLOTHING ACCESSORIES, KNIT	DOZ	163,147	3,180,974
	ARTICLES OF APPAREL AND CLOTHING ACCESSORIES,NOT KNITTED OR CROCHETED.....	TOTAL		123,315,786
6201110000	M/B OVERCOATS CARCOATS SIMILAR ART WOOL, NOT KNIT	DOZ	156	49,196
6201123000	M/B OVERCOATS & SMLR ART EX RAINCT COTTON, NOT KT	DOZ	134	59,475
6201132010	MEN'S OR BOYS' RAINCOATS MANMADE FIBERS, NOT KNIT	DOZ	9	3,456
6201135000	M/B OVERCOAT & SMLR ART EX RAINCT MANMADE FIB,N KT	DOZ	48	25,899
6201190000	M/B OVERCOATS CARCOATS SMLR ART OT TEX MTRL, NT KT	DOZ	206	3,146
6201910000	M/B ANORAKS, SKI JACKETS & SMLR ART WOOL, NOT KNIT	DOZ	270	4,388
6201920000	M/B ANORAKS, SKI JACKETS & SMLR ART COTTON, NT KT	DOZ	82	11,943
6201930000	M/B ANORAKS SKI JACKETS & SMLR ART MANMADE FIB,NKT	DOZ	194	14,911
6201990000	M/B ANORAK SKI JACKET & SMLR ART OT TEX MTRL, N KT	DOZ	831	20,169
6202110000	W/G OVERCOATS RAINCOATS & SMLR ARTICLE WOOL, N KT	DOZ	99	50,890
6202132010	WOMEN'S OR GIRLS' RAINCOATS MANMADE FIBERS, N KNIT	DOZ	1,000	54,000
6202135000	W/G OVERCOATS CARCOATS & SMLR ARTICLES MMF, NT KT	DOZ	16	9,901
6202190000	W/G OVERCOATS & SIMILAR COATS OT TEX MTRL, N KNIT	DOZ	1,806	98,114
6202920000	W/G ANORAKS SKI JACKETS & SMLR ARTICLE COTTON,N KT	DOZ	399	8,537
6202930000	W/G ANORAKS SKI JACKETS & SMLR ARTICLES MMF, N KT	DOZ	83	26,150
6202990000	W/G ANORAKS SKI JACKET & SMLR ART OT TEX MTRL,N KT	DOZ	480	3,840
6203110000	MEN'S OR BOYS' SUITS OF WOOL, NOT KNIT	NO	6,157	475,110
6203120000	MEN'S OR BOYS' SUITS OF SYNTHETIC FIBERS, NOT KNIT	NO	3,047	21,779
6203190000	MEN'S OR BOYS' SUITS OT TEXTILE MATERIALS, N KNIT	DOZ	27,936	780,046
6203210000	MEN'S OR BOYS' ENSEMBLES OF WOOL, NOT KNITTED	DOZ	13,288	1,060,309
6203220000	MEN'S OR BOYS' ENSEMBLES OF COTTON, NOT KNITTED OR	DOZ	790	55,545
6203230000	MEN'S OR BOYS' ENSEMBLES SYNTHETIC FIBERS, NT KNIT	DOZ	579	23,839
6203292000	MEN'S OR BOYS' ENSEMBLES ARTIFICIAL FIBERS, N KNIT	DOZ	295	14,370
6203293000	MEN'S OR BOYS' ENSEMBLES OT TEXTILE MTRL, NT KNIT	DOZ	11	15,497
6203310000	M/B SUIT-TYPE JACKETS AND BLAZERS OF WOOL, NT KNIT	DOZ	507	128,089

TABLE - 1 SHIPMENTS OF MERCHANDISE FROM THE UNITED STATES TO PUERTO RICO, BY COMMODITY:
FISCAL YEAR 2003

COMM CODE	DESCRIPTION	UNIT	QUANTITY	VALUE - $
6203320000	MEN'S/BOYS' SUIT-TYPE JACKETS & BLAZERS COT, N KT	DOZ	254	108,493
6203330000	M/B SUIT-TYPE JACKETS & BLAZERS SYNTHETIC FIB,N KT	DOZ	120	51,132
6203391500	M/B SUIT-TYPE JACKETS & BLAZER ARTIFICIAL FIB,N KT	DOZ	82	8,788
6203394000	M/B SUIT-TYPE JACKET & BLAZER OT TEX MTRL, NT KNIT	DOZ	152	13,332
6203410000	M/B TROUSER OVERALLS BREECHES SHORTS WOOL, NT KNIT	DOZ	598	139,629
6203421000	M&B TROUSERS ETC OF COTTON >=15% DOWN & WFP NT KNT	DOZ	25,572	444,932
6203422000	M/B BIB & BRACE OVERALLS COTTON NOT KNITTED NESOI	DOZ	2,497	90,300
6203424007	M&B TROUSERS, BREECHES CORDUROY OF COT NT KT NESOI	DOZ	79	10,826
6203424013	M&B TROUSERS,BREECHES BLUE DENIM COT NOT KNT NESOI	DOZ	210,640	7,970,245
6203424017	M&B TROUSERS & BREECHES OF COTTON NOT KNIT NESOI	DOZ	18,960	2,766,448
6203424077	MEN'S & BOYS' SHORTS OF COTTON NOT KNIT NESOI	DOZ	70,946	1,081,537
6203431000	M&B TROUSERS ETC OF SYN FIB CON>=15% DWN,WFP NT KT	DOZ	9,641	294,285
6203435010	M/B TROUSERS & BREECHES SYN FIB NOT KNITTED NESOI	DOZ	10,688	701,198
6203435050	MEN'S & BOYS' SHORTS OF SYN FIB NOT KNITTED NESOI	DOZ	420	46,639
6203492500	M/B TROUSERS,BREECHES,SHORTS ARTIF FIB NOT KNITTED	DOZ	678	91,366
6203493000	M/B TROUSER OVERALL SHORT ETC OT TEX MTRL, N KNIT	DOZ	228,863	6,190,448
6204120000	WOMEN'S OR GIRLS' SUITS OF COTTON, NOT KNITTED OR	DOZ	8,801	193,686
6204130000	WOMEN'S OR GIRLS' SUITS SYNTHETIC FIBERS, NOT KNIT	NO	6,155	166,837
6204191500	W/G SUITS & ETC OF OTHER ARTIFICIAL FIBERS, NOT KT	NO	1,169	10,284
6204193000	WOMEN'S/GIRLS' SUITS OTHER TEXTILE MATERIALS, N KT	NO	14,341	143,037
6204220000	WOMEN'S OR GIRLS' ENSEMBLES OF COTTON, NOT KNITTED	DOZ	2,973	191,394
6204230000	WOMEN'S OR GIRLS' ENSEMBLES SYNTHETIC FIBERS, N KT	DOZ	1,578	348,261
6204292000	WOMEN'S OR GIRLS' ENSEMBLES ARTIFICIAL FIBERS,N KT	DOZ	9,423	223,374
6204294000	WOMEN'S OR GIRLS'	DOZ	25,671	426,783
6204310000	W/G SUIT-TYPE JACKETS AND BLAZERS WOOL, NOT KNIT	DOZ	372	75,518
6204320000	W/G SUIT-TYPE JACKETS AND BLAZERS COTTON, NOT KNIT	DOZ	654	73,466
6204330000	W/G SUIT-TYPE JACKETS & BLAZERS SYN FIBERS, N KNIT	DOZ	9,486	258,660
6204391500	W/G SUIT-TYPE JACKETS & BLAZERS ART FIBERS, N KNIT	DOZ	228	51,976
6204394000	W/G SUIT-TYPE JACKETS & BLAZERS OT TEX MTRL, N KT	DOZ	746	83,355
6204410000	WOMEN'S OR GIRLS' DRESSES OF WOOL, NOT KNITTED	DOZ	52	8,806
6204420000	WOMEN'S OR GIRLS' DRESSES OF COTTON, NOT KNITTED O	DOZ	5,539	282,246
6204430000	WOMEN'S OR GIRLS' DRESSES SYNTHETIC FIBERS, NT KT	DOZ	10,199	1,144,484
6204440000	WOMEN'S OR GIRLS' DRESSES ARTIFICIAL FIBERS, N KT	DOZ	922	250,968
6204490000	WOMEN'S OR GIRLS' DRESSES OT TEXTILE MTRL, NT KNIT	DOZ	7,180	475,786
6204510000	WOMEN'S/GIRLS' SKIRTS & DIVIDED SKIRTS WOOL, NT KT	DOZ	235	21,621
6204520000	WOMEN'S/GIRLS' SKIRTS & DIVIDED SKIRTS COTTON,N KT	DOZ	4,950	407,569
6204530000	WOMEN'S/GIRLS' SKIRTS SYNTHETIC FIBERS, NOT KNIT	DOZ	1,565	256,892
6204592500	WOMEN'S/GIRLS' SKIRTS OF ARTIFICL FIBERS, NOT KNIT	DOZ	3,388	106,316
6204594000	WOMEN'S/GIRLS' SKIRTS OT TEXTILE MATERIALS, N KNIT	DOZ	13,382	555,425
6204610000	W/G TROUSERS OVERALLS BREECHES SHORTS WOOL,NT KNIT	DOZ	76	21,045
6204621000	W&G TROUSERS ETC OF COTTON CON>=15% DWN,WFP NT KNT	DOZ	3,889	122,726
6204622000	W/G OVERALLS OF COTTON, NOT KNITTED, NESOI	DOZ	609	31,703
6204624007	W/G TROUSERS ETC COT CORDUROY NOT CONT DOWN, N KT	DOZ	103	14,927
6204624013	W/G TROUSERS ETC COT BLUE DENIM NOT CONT DOWN,N KT	DOZ	37,274	2,455,328
6204624017	W/G TROUSERS ETC OT COTTON NOT CONT DOWN, NOT KNIT	DOZ	16,666	2,124,992
6204624057	W/G SHORTS ETC OF COTTON NOT KNITTED, NESOI	DOZ	7,776	436,795
6204631000	W&G TROUSERS ETC OF SYN FIB CON>=15% DWN,WFP NT KT	DOZ	1,284	154,647
6204632500	W/G TROUSERS/BRCHS SYN FIB CON >=36% W/FAH NT KNIT	DOZ	1,542	41,862
6204633200	W/G TROUSERS & BREECHES SYN FIBERS NT KNIT NESOI	DOZ	14,197	457,210
6204633550	W/G SHORTS SYNTHETIC FIBER NOT KNITTED NESOI	DOZ	579	35,927
6204691500	W/G TROUSER OVERALLS BREECHES SHORTS ART FIB NT KT	DOZ	1,903	249,465
6204697000	W/G TROUSER OVERALLS SHORTS ETC OT TEX MTRL,N KNIT	DOZ	17,193	415,879
6205100000	MEN'S OR BOYS' SHIRTS OF WOOL, NOT KNIT	DOZ	406	16,496
6205202022	MEN'S OR BOYS' DRESS SHIRTS OF COTTON, NOT KNITTED	DOZ	15,484	1,028,015
6205203000	MEN'S OR BOYS' OTHER SHIRTS OF COTTON, NOT KNITTED	DOZ	126,157	4,679,068
6205301500	MEN'S OR BOYS' SHIRTS MMF CONTAINING>=36% WOOL/FAH	DOZ	111	7,309
6205302035	MEN'S OR BOYS' DRESS SHIRTS MANMADE FIBERS,NT KNIT	DOZ	1,713	186,028
6205302085	MEN'S OR BOYS' DRESS SHIRTS MANMADE FIBERS,NT KNIT	DOZ	104,260	3,219,076
6205900000	MEN'S OR BOYS SHIRTS OT TEXTILE MATERIALS, NT KNIT	DOZ	2,650	166,479
6206100000	W/G BLOUSES, SHIRTS AND SHIRT BLOUSES SILK, NT KT	DOZ	7,478	206,357
6206200000	W/G BLOUSES, SHIRTS AND SHIRT BLOUSES WOOL, NT KT	DOZ	3,336	212,337
6206300000	W/G BLOUSES SHIRTS & SHIRT BLOUSES COTTON,NOT KNIT	DOZ	29,166	2,301,262
6206400000	W/G BLOUSES, SHIRTS & SHIRT BLOUSES MMF, NOT KNIT	DOZ	25,880	1,168,779
6206900000	W/G BLOUSES SHIRTS ETC OT TEXTILE MATERIALS, NT KT	DOZ	52,253	761,074
6207110000	M/B UNDERPANTS AND BRIEFS OF COTTON, NOT KNIT	DOZ	13,385	211,358
6207190000	M/B UNDERPANTS AND BRIEFS OT TEXTILE MTRL,NOT KNIT	DOZ	1,785	27,690
6207210000	M/B NIGHTSHIRTS AND PAJAMAS OF COTTON, NOT KNIT	DOZ	222	34,341
6207913000	M/B SINGLETS, OTHER UNDERSHIRTS COTTON, NOT KNT	DOZ	58	2,888

TABLE - 1 SHIPMENTS OF MERCHANDISE FROM THE UNITED STATES TO PUERTO RICO, BY COMMODITY:
FISCAL YEAR 2003

COMM CODE	DESCRIPTION	UNIT	QUANTITY	VALUE - $
6208110000	W/G SLIPS AND PETTICOATS MANMADE FIBERS, NOT KNIT	DOZ	293	5,420
6208190000	W/G SLIPS & PETTICOATS OT TEXTILE MATERIALS, N KT	DOZ	41,009	535,124
6208210000	W/G NIGHTDRESSES AND PAJAMAS COTTON, NOT KNIT	DOZ	2,529	243,910
6208220000	W/G NIGHTDRESSES & PAJAMAS MANMADE FIBERS, NOT KT	DOZ	1,037	82,573
6208290000	W/G NGHTDRESS & PAJAMAS OT TETILE MATERIAL, N KNIT	DOZ	21	3,596
6208911000	W/G BATHROBES DRSSNG GOWN/SMLR ART COTTON,NOT KNIT	DOZ	193	17,239
6208913000	W/G SNGLET OT UNSHIRT PANTIES ETC COTTON, NOT KNIT	DOZ	2,236	22,931
6208920015	W/G BATHROBES DRSSNG GOWN/SMLR ART MMF, NOT KNIT	DOZ	49	12,110
6208920035	W/G SNGLET OT UNSHIRT PANTIES ETC MANMADE FIB,N KT	DOZ	1,638	57,730
6208992010	W/G NEGLIGEES, BATHROBES ETC OF WOOL, NOT KNIT	DOZ	318	7,848
6208992020	W/G BRIEFS & PANTIES OF WOOL, NOT KNIT	DOZ	483	19,309
6208999000	W/G UNSHIRTS PANTIES BATHROBES ETC MANMADE FIB,NKT	DOZ	774	14,232
6209100000	BABIES' GRMNT & CLTHNG ACCESSORIES WOOL, NOT KNIT	DOZ	297	38,000
6209200000	BABIES' GARMENTS & CLTHNG ACCESS COTTON, NOT KNIT	DOZ	56,869	565,621
6209300000	BABIES' GARMENTS/CLTHNG ACCESS SYN FIBERS,NOT KNIT	DOZ	5,123	148,150
6209900000	BABIES' GARMENTS/CLTHNG ACCESS OT TEX MTRL,NOT KNI	DOZ	2,017	22,396
6210100000	GARMENTS OF FABRIC OF FELTS/NONWOVEN, NOT KNIT	DOZ	92,034	1,704,160
6210401000	OT M/B GARMENT FELTS NWVN IMPREG TEX FAB, N KT MMF	DOZ	310	7,010
6210402000	OT M/B GARMENT FELTS NONWOVEN IMPREG TEX FAB, N KT	DOZ	439	25,812
6210501000	OT W/G GARMENT FELTS NONWOVEN MMF FAB, NOT KNIT	DOZ	692	30,834
6210502000	OT W/G GARMENT FELTS NONWOVEN IMPREG TEX FAB, N KT	DOZ	1,607	27,477
6211110000	MEN'S OR BOYS' SWIMWEAR, NOT KNITTED OR CROCHETED	DOZ	4,082	153,186
6211120000	WOMEN'S OR GIRLS' SWIMWEAR, NOT KNITTED OR CROCHET	DOZ	1,745	141,547
6211201015	M OR B SKI-SUITS, CONT >=15% WGT DOWN N KT OR CROC	DOZ	5	17,349
6211201500	WATER RESIST SKI-SUITS, NT KNITTED/CROCHETED NESOI	DOZ	192	2,602
6211209000	W & G SKI-SUITS, CONT >=15% DOWN & WFP NOT KNITTED	DOZ	288	77,727
6211320000	MEN'S OR BOYS' OTHER GARMENTS OF COTTON, NOT KNITT	DOZ	5,050	420,638
6211330000	MEN'S OR BOYS' OTHER GARMENTS MANMADE FIBERS, N KT	DOZ	11,390	272,292
6211390000	MEN'S OR BOYS' OT GARMENTS OT TEXTILE MTRL, N KNIT	DOZ	86	11,788
6211410000	OTH GAR WOM GRLS WOL ANML HR EX TRK SKI-SUIT SMWR	DOZ	538	12,915
6211420000	OTH GAR WOM GRLS COTTON EX TRACK SKI-SUITS SWMWER	DOZ	15,001	868,829
6211430000	OTH GAR WOM GRLS MM FIB EX TRACK SKI-SUITS SWMWER	DOZ	2,862	150,477
6211490000	OTH GAR WOM GRLS OTH TEX MTRLS EX WL AML HR CT MM	DOZ	10,422	283,818
6212100010	BRASSIERES PARTS THEREOF WHTR KNIT OR CROC OF COT	DOZ	35,382	296,382
6212100020	BRASSIERES PARTS THEREOF WHTR KT OR CRT OF MM FIB	DOZ	334,422	2,381,583
6212100030	BRASSIERES PARTS THEREOF KT O CR EX COT OR MM FIB	DOZ	15,955	118,096
6212200010	GIRDLES AND PANTY-GIRDLES OF COTTON	DOZ	1,317	31,036
6212200020	GIRDLES AND PANTY-GIRDLES OF MANMADE FIBERS	DOZ	101	5,437
6212200030	GIRDLES & PANTY-GIRDLES TEX MTRL EX COTTON/MMF	DOZ	42	18,905
6212300000	CORSETS PARTS THEREOF WHETHER KNITTED OR CROCHET	DOZ	425	29,424
6212900000	BRACES SUSPENDERS GARTERS ART PARTS KT O CT NESOI	DOZ	268,318	12,561,252
6213200000	HANDKERCHIEFS, OF COTTON	DOZ	3,629	18,765
6213901000	HANDKERCHIEFS, OF MANMADE FIBERS	DOZ	280	4,425
6214100000	SHAWLS SCARVES MUFFLERS MANTILLAS SILK SILK WASTE	DOZ	169	4,312
6214300000	SHAWLS SCARVES AND THE LIKE OF SYNTHETIC FIB, N KT	DOZ	1,163	10,953
6214400000	SHAWLS SCARVES AND THE LIKE ARTIFICIAL FIBER, N KT	DOZ	1,126	7,407
6214900090	SHAWLS SCARVES AND THE LIKE OF TEXTILE MATRL NESOI	DOZ	1,711	75,399
6215100000	TIES, BOW TIES AND CRAVATS, OF SILK OR SILK WASTE	DOZ	4,084	261,530
6215200000	TIES BOW TIES AND CRAVATS MANMADE FIBERS, NT KNIT	DOZ	1,423	11,894
6215900000	TIES, BOW TIES AND CRAVATS, OF OTH TEXTILE MATERL	DOZ	3,406	24,985
6216003500	GLOVES, MITTENS AND MITTS, OF COTTON	DPR	1,190	11,565
6216004000	GLOVES, MITTENS AND MITTS, OF MANMADE FIBERS	DPR	790	10,142
6216006000	GLOVES OF OTHER TEXTILE MATERIALS NESOI, NOT KNITT	DPR	2,540	47,304
6217100000	OTH MADE-UP CLOTHING ACCESS PART GAR ACCESS NESOI	DOZ	2,996,045	51,465,103
6217900000	OTH MADE-UP CLOTHING ACCESS PART GAR, PARTS NESOI	DOZ	29,973	339,233
	OTHER MADE-UP TEXTILES ARTICLES; NEEDLE CRAFT SETS;WORN CLOTHING AND WORN TEXTILE ARTICLES;RAGS.....	TOTAL		51,093,587
6301100000	BLANKETS AND TRAVELING RUGS: ELECTRIC BLANKETS	NO	1,270	44,724
6301200000	BLANKETS (NT ELEC) & TRAVELING RUGS OF WOOL HAIR	NO	503	24,630
6301300000	BLANKETS (NT ELEC) & TRAVELING RUGS OF COTTON	NO	32,682	102,107
6301400000	BLNKET (NT ELEC) & TRAVELING RUGS OF SYNTHETIC FIB	NO	6,963	98,006
6301900000	OTHER BLANKETS AND TRAVELING RUGS	NO	67,124	366,285
6302100000	BED LINEN, KNITTED OR CROCHETED	NO	15,484	247,315
6302210015	OTHER BED LINEN, PRINTED: OF COTTON, PILLOWCASES	NO	16,980	87,144
6302210025	OTHER BED LINEN, PRINTED: OF COTTON, SHEETS	NO	73,875	500,350

TABLE - 1 SHIPMENTS OF MERCHANDISE FROM THE UNITED STATES TO PUERTO RICO, BY COMMODITY:
FISCAL YEAR 2003

COMM CODE	DESCRIPTION	UNIT	QUANTITY	VALUE - $
6302210035	OTHER BED LINEN, PRINTED: OF COTTON, NESOI	NO	24,133	165,305
6302220020	OTHER BED LINEN, PRINTED: OF MMF, SHEETS	NO	5,994	80,591
6302220030	OTHER BED LINEN, PRINTED: OF MMF, NESOI	NO	960	2,640
6302290000	OTH BED LINEN, PRINTED: OF NESOI TEXTILE MATERIALS	NO	5,031	47,280
6302310015	OTHER BED LINEN: OF COTTON, PILLOWCASES	NO	13,582	22,682
6302310025	OTHER BED LINEN: OF COTTON, SHEETS	NO	8,740	138,672
6302310035	OTHER BED LINEN: OF COTTON, NESOI	NO	15,092	185,207
6302320010	OTHER BED LINEN: OF MANMADE FIBERS, PILLOWCASES	NO	1,536	4,762
6302320020	OTHER BED LINEN: OF MANMADE FIBERS, SHEETS	NO	3,663	111,626
6302320030	OTHER BED LINEN: OF MANMADE FIBERS, NESOI	NO	4,092	104,747
6302390000	OTHER BED LINEN: OF NESOI TEXTILE MATERIALS	NO	10,774	74,450
6302400000	TABLE LINEN, KNITTED OR CROCHETED	NO	3,912	22,766
6302513500	OTH TABLE LINEN: OF COTTON, TABLECLOTHS AND NAPKIN	NO	21,782	118,073
6302514000	OTHER TABLE LINEN OF COTTON: NESOI	NO	7,480	40,644
6302530015	OTHER TABLE LINEN MMF TABLECLOTH & NAPKIN, DAMASK	NO	1,924	14,645
6302530030	OTHER TABLE LINEN MMF TABLECLOTH & NAPKIN, NESOI	NO	19,520	167,485
6302590000	OTHER TABLE LINEN OF NESOI TEXTILE MATERIALS	NO	914	12,447
6302600010	TOLIET & KIT LINEN TERRY FAB COT TOWELS: DISH	NO	56,761	127,745
6302600020	TOLIET & KIT LINEN TERRY FAB COT TOWELS: NESOI	NO	97,934	316,193
6302600030	TOLIET & KIT LINEN TERRY FAB COT, NESOI	NO	125,915	352,264
6302910010	OTHER COTTON TOWELS OF PILE OR TUFTED CONSTRUCTION	NO	43,607	191,031
6302910025	0THER COT FURNISHINGS OF PILE OR TUFTED CONSTRUCTI	NO	1,329	13,794
6302910035	OTHER COTTON TOWELS JACQUARD FIGURED	NO	22,153	89,285
6302910048	OTHER COTTON TOWELS NOT JACQUARD FIGURED NESOI	NO	63,375	188,149
6302910060	OTHER COT FURNISHINGS NOT PILE OF TUFTED CONSTRUCT	NO	47,336	148,818
6302920000	OTHER FURNISHINGS OF FLAX: NESOI	NO	4,620	14,450
6302930000	OTHER FURNISHINGS OF MAN-MADE FIBERS: NESOI	NO	1,848	12,426
6302990000	OTHER FURNISHINGS OF OTHER TEXTILE MATERIAL: NESOI	NO	101,418	308,539
6303110000	CURTAIN (DRAPES) & INT BLNDS/BD VAL KT/CROCHET COT	NO	2,784	41,582
6303120000	CURTAIN (DRAPE) & INTER BLND/BD VAL KT/CRO SYN FIB	NO	32,465	356,478
6303190000	CURT & INTR BLND CURT/BD VAL KT/CROC NESOI TEX MAT	NO	72,521	862,823
6303910000	CURTAIN & INTERIOR BLINDS/BED VALANCES, NESOI, COT	NO	16,306	212,944
6303920000	CURTAIN & INTER BLINDS/BED VALANCES, NESOI SYN FIB	NO	42,931	616,919
6303990000	CURT & INT BLND CURT/BD VAL NESOI TEX MAT NT KT/CR	NO	14,181	273,480
6304110000	OTH FURN ART EXC HEADING 9404 BEDSPRD KNIT/CROCHET	NO	2,955	51,180
6304190000	OTH FURNISHING ARTI EXC HEADING 9404 BEDSPRD NESOI	NO	40,238	1,236,262
6304910000	OTH FURN ART EXC HEADING 9404 NESOI KNIT/CROCHETED	NO	281	4,420
6304920000	OTHER FURNISH ART NT 9404 NESOI NT KT/CROCHET COT	NO	1,636	78,097
6304930000	OTHER FURN ART NT 9404 NESOI NT KT/CROCHET SYN FIB	NO	3,317	130,671
6304990000	OTH FURN ART EXC HEADNG 9404 NESOI N/KT/CR OTH MAT	KG	42,627	215,419
6305100000	SACK & BAG FOR PKG GOOD JUTE/BAST FIB OF HEAD 5303	KG	24,874	31,436
6305200000	SACKS & BAGS KIND USED FOR PACKING OF GOODS COTTON	KG	2,398	30,083
6305320000	SACK & BAG FOR PKG GOOD MMADE MAT, FLEX BULK CONT.	KG	28,486	141,758
6305330000	SACK & BAG FOR PKG GOOD MMADE MAT POLYETHYLENE	KG	29,684	223,791
6305390000	SACK & BAG FOR PKG GOOD MANMADE TEXTILE MAT NESOI	KG	36,853	63,787
6305900000	SACK & BAG USED FOR PACKING GOODS NESOI TEX MAT	KG	235,753	870,445
6306110000	TARPAULINS, AWNINGS AND SUNBLINDS OF COTTON	KG	9,735	107,809
6306120000	TARPAULIN, AWNINGS AND SUNBLINDS OF SYNTHETIC FIB.	KG	3,855	27,321
6306190000	TARPAULINS, AWNINGS & SUNBLINDS: OF OTH TEX MAT	KG	208,418	1,051,950
6306210000	TENTS AND CAMPING GOODS: TENTS OF COTTON	KG	10,941	71,960
6306221000	TENTS OF SYNTHETIC FIBERS BACKPACKING TENTS	NO	1,113	172,144
6306229000	TENTS OF SYNTHETIC FIBERS, NESOI	KG	35,224	412,059
6306290000	TENTS OF NESOI TEXTILE MATERIALS	KG	17,221	77,612
6306310000	SAILS OF SYNTHETIC FIBERS	KG	1,365	10,522
6306390000	SAILS OF OTHER TEXTILE MATERIALS	KG	173	11,555
6306410000	PNEUMATIC MATTRESSES OF COTTON	KG	1,881	12,240
6306910000	TARPLN, AWNING, SUNBLND, TENT GOODS NESOI OF COT	KG	860	7,095
6306990000	TARPLN, SAIL, AWNING, SUNBLND, TNTS GOOD NESOI MAT	KG	14,972	34,963
6307100000	OTH MDE-UP ART INC DRES PATRN FLCTH, DSHCTH, DUSTR	KG	913,342	15,596,470
6307200000	OTH MDE-UP ART INC DRESS PATTRN LIFEJCKT & LIFEBLT	KG	813	38,952
6307903000	OTH MADE-UP ART INC DRESS PATTERNS: NESOI LABELS	KG	108,297	586,086
6307904000	OTH MADE-UP ART INC DRESS PATRN NESOI CORD & TASEL	KG	2,687	18,850
6307905000	OTH MD-UP ART INC DRES PTRN NESOI CORSET/F-WRE LAC	KG	77,641	547,692
6307906500	OTH MADE-UP ART INC DRESS PATN NESOI SURGICAL DRPE	KG	44,238	274,876
6307908910	OTHER MADE-UP ARTICLES, SURGICAL TOWELS	NO	6,314	340,747
6307909925	OTHER MADE-UP NATIONAL FLAGS OF THE U.S.	NO	1,482	36,543
6307909935	OTHER MADE-UP NATIONAL FLAGS OF OTHER NATIONS	NO	41	3,293
6307909995	MADE-UP ARTICLES OF TEXTILE MATERIAL, NESOI	KG	128,627	1,298,236

TABLE - 1 SHIPMENTS OF MERCHANDISE FROM THE UNITED STATES TO PUERTO RICO, BY COMMODITY:
FISCAL YEAR 2003

COMM CODE	DESCRIPTION	UNIT	QUANTITY	VALUE - $
6308000000	NEDCRFT SET WOV FAB & YRN/MAKNG RUG/TAPST PKG RT S	KG	1,678	53,921
6309000000	WORN CLOTHING AND OTHER WORN ARTICLES	KG	2,762,641	19,150,472
6310100000	USED/NEW RAG, SCRP TWNE & WORN-OT ART TWNE ETC SOR	KG	184,639	195,444
6310900000	USE/NEW RAG, SCRP TWNE & WRN-OT ART TWNE ETC NESOI	KG	457,800	965,923
	FOOTWEAR,HEADGEAR,UMBRELLAS, SUN UMBRELLAS,WALKING STICKS, SEATSTICKS,WHIPS,RIDING CROPS AND PARTS THEREOF;PREPARED FEATHERS AND ARTICLES MADE THEREWITH; ARTIFICIAL FLOWERS;ARTICLES OF HUMAN HAIR.....	TOTAL		143,630,617
	FOOTWEAR,GAITERS AND THE LIKE; PARTS OF SUCH ARTICLES.....	TOTAL		138,099,606
6401100000	WATERPROOF FOOTWEAR RUBBER/PLASTIC A METAL TOE-CAP	PRS	29,571	887,432
6401910000	WATERPROOF FOOTWEAR RUBBER/PLASTIC COVERS THE KNEE	PRS	16,840	393,329
6401923000	WATERPROOF FTWR RUB/PLAS SKI & SNOWBOARD BOOTS	PRS	9,461	184,394
6401927000	BOOTS RUB PLAST NO STITCH OV ANKLE NOV KNEE NESOI	PRS	1,080	24,241
6401990000	SHOES RUB PLAST NO STITCH NOT OVER ANKLE NESOI	PRS	6,940	103,471
6402120000	OTH FTWR RUB/PLAS SKI,CROSS-CTY & SNOWBOARD BOOTS	PRS	145,983	953,021
6402190000	FOOTWEAR RUB PLAST STITCH SPORTS FOOTWEAR NESOI	PRS	67,556	904,465
6402200000	OTH FTWR W/UPPR STRAP ASSMB TO SOLE BY PLUG(ZORIS)	PRS	11,873	59,691
6402300000	FOOTWEAR RUB PLAST STITCH NESOI METAL TOE-CAP	PRS	2,973	28,619
6402911500	FOOTWEAR RUB PLAST STITCH NESOI ANKLE COVER MENS	PRS	21,172	649,143
6402912500	FOOTWEAR RUB PLAST STITCH NESOI ANKLE COVER WOMENS	PRS	13,245	789,155
6402913500	FOOTWEAR RUB PLAST STITCH NESOI ANKLE COVER NESOI	PRS	13,946	218,442
6402991810	OTH FTWR R/P UPPER>90% RUBR/PLASTIC HOUSE SLIPPERS	PRS	23,503	106,407
6402991815	OTH FTWR R/P UPPER>90% R/P TENNIS/BASKETBALL SHOES	PRS	15,964	299,527
6402995100	FOOTWEAR RUB PLAST STITCH NESOI FOR MEN	PRS	47,222	644,458
6402995400	FOOTWEAR RUB PLAST STITCH NESOI FOR WOMEN	PRS	30,012	183,608
6402995700	FOOTWEAR RUB PLAST STITCH NESOI EXC MEN AND WOMEN	PRS	30,553	552,182
6403120000	FTWR W/LTHR UPP,SKI,CROSS-CTY & SNOWBOARD BOOTS	PRS	1,638	46,437
6403190000	FOOTWEAR LEA UPPER, SPORTS FOOTWEAR EXC SKI-BOOTS	PRS	8,371,125	54,158,157
6403200000	FTWR SOL LTHR UPPER LTHR STRAPS AND AROUND BIG TOE	PRS	26,606	197,595
6403300000	FTWR BASE/PLATFORM OF WOOD NOT WITH METAL TOE-CAP	PRS	2,331	36,250
6403400000	FOOTWEAR LEA UPPER NESOI WITH A METAL TOE-CAP	PRS	82,718	3,856,164
6403511000	FOOTWEAR LEA UPPER NESOI LEA O SOL ANK COV MEN	PRS	536,260	4,162,743
6403512000	FOOTWEAR LEA UPPER NESOI LEA O SOL ANK COV WOMEN	PRS	14,443	394,915
6403514000	FOOTWEAR LEA UPPER NESOI LEA O SOL ANKL COV NESOI	PRS	370,726	10,890,277
6403592500	FOOTWEAR LEA UP A SOL NESOI NOT ANK COV MEN	PRS	27,090	494,280
6403594500	FOOTWEAR LEA UP A SOL NESOI NOT ANK COV WOMEN	PRS	12,258	293,909
6403596500	FOOTWEAR LEA UP A SOL NESOI NOT ANK COV NESOI	PRS	944	25,223
6403911000	FOOTWEAR LEA UP NONLEA SOL ANKLE COV WORK SHOES	PRS	2,867	46,282
6403911500	FOOTWEAR LEA UP NONLEA SOL ANK TENNIS ETC MEN ETC	PRS	3,718	134,055
6403912000	FOOTWEAR LEA UP NONLEA SOL ANK COV NESOI MEN	PRS	11,476	260,522
6403914000	FOOTWEAR LEA UP NONLEA SOL ANK COV NESOI WOMEN	PRS	9,496	200,938
6403918000	FOOTWEAR LEA UP NONLEA SOL ANKCOV NESOI EX MN WOMN	PRS	4,992	117,153
6403991500	FOOTWEAR LEA UP NONLEA SOL NOT ANKL HOUSE SLIPPERS	PRS	3,028	58,042
6403992500	FOOTWEAR LEA UP NONLEA SOL NOT ANKL WORK SHOES	PRS	1,041	29,920
6403993500	FOOTWEAR LEA UP NONLEA SOL NOTANK TENNIS MEN ETC	PRS	17,798	304,608
6403995500	FOOTWEAR LEA UP NONLEA SOL NOT ANKL NESOI MEN	PRS	54,678	1,213,079
6403996500	FOOTWEAR LEA UP NONLEA SOL NOT ANKL NESOI WOMEN	PRS	34,842	909,986
6403998500	FOOTWEAR LEA UP NONLEA SOL NOT ANK NESOI EX MN WMN	PRS	30,118	636,186
6404110000	FOOTWEAR TEX UP RUBPLAS SOL SPORT SHOES	PRS	98,223	1,074,723
6404191000	FOOTWEAR TEX UPPERS RUB/PLAS SOLE, HOUSE SLIPPERS	PRS	96	4,500
6404194500	FOOTWEAR TEX UP RUBPLAS SOL NESOI FOR MEN	PRS	8,878	295,095
6404195500	FOOTWEAR TEX UP RUBPLAS SOL NESOI FOR WOMEN	PRS	1,744	27,852
6404196500	FOOTWEAR TEX UP RUBPLAS SOL NESOI EXC MEN OR WOMEN	PRS	2,054	29,827
6404202500	FOOTWEAR TEX UP LEA SOLE FOR MEN	PRS	1,918	47,543
6404204500	FOOTWEAR TEX UP LEA SOLE FOR WOMEN	PRS	3,836	73,971
6404206500	FOOTWEAR TEX UP LEA SOLE EXCEPT FOR MEN AND WOMEN	PRS	14,766	293,336
6405100030	OTH FTWEAR W UPPERS LEATHER/COMPOSITION LEATHER MN	PRS	10,069	128,079
6405100060	OTH FTWEAR W UPPERS LEATHER/COMPOSITION LEATHER WM	PRS	8,079	156,955
6405100090	OTH FTWEAR W UPPERS LEATHER/COMP LEATHER OT PERSON	PRS	12,011	158,664
6405201500	OTHER FOOTWEAR NESOI TEX UPPER HOUSE SLIPPERS	PRS	28,024	107,916
6405202500	FOOTWEAR NESOI TEX UPPER FOR MEN	PRS	25,195	1,152,061
6405204500	FOOTWEAR NESOI TEX UPPER FOR WOMEN	PRS	45,286	1,069,498

TABLE - 1 SHIPMENTS OF MERCHANDISE FROM THE UNITED STATES TO PUERTO RICO, BY COMMODITY:
FISCAL YEAR 2003

COMM CODE	DESCRIPTION	UNIT	QUANTITY	VALUE - $
6405206500	FOOTWEAR NESOI TEX UPPER EXCEPT FOR MEN AND WOMEN	PRS	3,541,369	43,087,088
6405902000	OT FTWEAR DISPOSABLE DESIGNED FOR ONE-TIME USE	PRS	410,970	104,250
6405909000	OTHER FOOTWEAR OTHER NESOI	PRS	66,918	2,251,762
6406100000	FOOTWEAR UPPERS AND UPPER PARTS EXCEPT STIFFENERS	X		262,341
6406200000	PARTS OF FTWEAR OUT SLS & HLS OF RUBBER OR PLASTIC	X		2,121,065
6406991530	LEG WARMERS	DOZ	277	7,919
6406999500	FOOTWEAR PARTS NESOI,AND ACCESSORIES ETC NESOI	X		196,855
	HEADGEAR AND PARTS THEREOF.....	TOTAL		2,926,085
6501000000	HAT FORMS/BODIES,HOODS,PLATEAUX&MANCHONS OF FELT	KG	4,228	2,721
6502000000	HAT SHAPES,PLAITED OR ASSEMBLD STRIPS ANY MATERIAL	DOZ	54	2,823
6503000000	FELT HATS & OTHER FELT HEADGEAR FROM HEADING 6501	KG	2,123	116,278
6504000000	HATS&OTHR HDGR,PLAITD/ASSEMBLD STRIPS ANY MATERIAL	DOZ	10,142	156,033
6505100000	HAIR-NETS,ANY MATERIAL,WHETHER OR NOT LINED/TRIMMD	KG	9,330	49,930
6505908015	NONWOVN DISPOSABLE HEADGR MMF	DOZ	12,620	75,062
6505908600	OTHR HATS&HDGR,KNITD/CRCHETD,LACE,FELT,OTH TEX MAT	DOZ	31,139	348,306
6506100010	ATH, REC AND SPORT SAFETY HEADGEAR, LINED OR TRMED	DOZ	10,410	353,775
6506100090	SAFETY HDGR,WHETHER/NOT LINED/TRIMMED, N.E.S.O.I.	DOZ	3,761	398,976
6506910000	OTHER HEADGR OF RUBBER/PLASTICS(INCL BATHING CAPS)	DOZ	1,180	68,088
6506990000	OTHR HEADGR OTHR MATRLS NESOI WHETHER/NOT LINE/TRM	DOZ	55,885	1,256,020
6507000000	HDBANDS,LININGS,COVERS,FRAMES,VISORS,ETC CHINSTRAP	DOZ	25,146	98,073
	UMBRELLAS,SUN UMBRELLAS, WALKING STICKS,SEATSTICKS,WHIPS,RIDING CROPS AND PARTS THEREOF.....	TOTAL		547,483
6601100000	UMBRELLAS, GARDEN OR SIMILAR	DOZ	3,990	149,516
6601910000	UMBRELLAS HAVING A TELESCOPIC SHAFT	DOZ	250	19,360
6601990000	UMBRELLAS, NESOI	DOZ	13,880	360,723
6603104000	UMBRELLA HANDLES KNOBS OF HEADING 6601 OR 6602	DOZ	57	10,793
6603108000	HANDLES AND KNOBS OF HEADING 6601 OR 6602, NESOI	DOZ	8	2,865
6603904000	UMBRELLA TIPS & CAPS OF HEADING 6601 OR 6602	X		4,226
	PREPARED FEATHERS AND DOWN AND ARTICLES MADE OF FEATHERS OR OF DOWN;ARTIFICIAL FLOWERS; ARTICLES OF HUMAN HAIR.....	TOTAL		2,057,443
6701000000	SKINS& OTH PARTS OF BIRDS W FEATHERS EXC 0505	X		3,578
6702100000	PLASTIC ARTIFICAL FLOWERS, FOLIAGE, & FRUIT & PTS	X		797,924
6702900000	ARTIFICAL FLOWERS,FOLIAGE,FRUIT & PTS, EXC PLASTIC	X		842,762
6703000000	HUMAN HAIR, WOOL/OTH ANIMAL HAIR, EXC TEXT FOR WIG	KG	1,187	3,457
6704110000	WIGS, COMPLETE OF SYNTHETIC TEXTILE MATERIAL	NO	101	20,804
6704190000	WIGS, FLASE BEARDS, EYEBROWS & EYELASHES, NESOI	X		170,872
6704200000	WIGS, FLASE BEARDS, EYEBROWS & ETC OF HUMAN HAIR	X		218,046
	ARTICLES OF STONE,PLASTER,CEMENT, ASBESTOS,MICA OR SIMILAR MATERIALS; CERAMIC PRODUCTS;GLASS AND GLASSWARE.....	TOTAL		134,894,236
	ARTICLES OF STONE,PLASTER,CEMENT, ASBESTOS,MICA OR SIMILAR MATERIALS.....	TOTAL		30,051,688
6801000000	SETTS, CURBSTONES AND FLAGSTONES, OF NAT ST EX SLT	T	42	19,913
6802100000	TILES ETC LS TH 7CM; ARTFLY CLRD GR CHPGS A PWDR	X		80,885
6802210000	MARBLE, TRAVERTINE A ALABASTER, CUT, FLAT	T	11	49,004
6802290000	STONE, NESOI MON OR BLDG SMPLY CUT OR SWN	T	107	16,687
6802910000	MARBLE, TRAVERTINE AND ALABASTER, OTHER, NESOI	T	78	115,985
6802930000	GRANITE, NESOI	T	177	167,729
6802990000	OTHER MONUMENTAL OR BUILDING STONE, NESOI	T	551	489,735
6803000000	SLATE, WORKED AND ARTICLES; ARTICLS OF AGGLOM SLT	X		89,770
6804100000	MILLSTONES AND GRINDSTONES FOR MILLNG GRNDG PLPNG	NO	16	3,243
6804210000	OTH MLLSTNS ETC OF AGGLM SYNTHTC OR NAT DIAMOND	NO	6,546	235,943
6804220000	OTH MILLSTNS GRINSTNS A GRNDNG WHEELS AGGL ABRSVS	X		173,441
6804230000	OTHR MILLSTNES GRNDSTNS ETC OF NATURAL STONE	NO	9,191	26,745
6804300000	HAND SHARPENING OR POLISHING STONES	NO	1,900	13,636
6805100000	ABRASVS ON A BASE OF WOVEN TEXTILE FABRIC ONLY	KG	582	27,122

TABLE - 1 SHIPMENTS OF MERCHANDISE FROM THE UNITED STATES TO PUERTO RICO, BY COMMODITY:
FISCAL YEAR 2003

COMM CODE	DESCRIPTION	UNIT	QUANTITY	VALUE - $
6805200000	ABRASIVES ON A BASE OF PAPER OR PAPERBOARD ONLY	KG	70,944	937,683
6805300000	ABRASIVES ON A BASE MATERIAL OTH THN FABRC O PAPER	KG	185,519	2,039,544
6806100000	SLAG WOOLS ROCK OR OTH MINRL WOOLS BULK NESOI	X		71,990
6806200000	EXFL VERMIC EXPND CLYS FOMD SLAG ETC INC INTR MXT	KG	88,465	677,462
6806900010	ACCOUSTICAL PADS & BOARDS,MINERAL WOOLS & MIXTURES	M2	1,126,696	2,673,028
6806900050	MXTRS A ART OF HEAT-INSL O SND-ABSRB MIN MTRL NES	X		811,814
6807100000	ARTICLES OF ASPHALT OR SIMILAR MATERIALS IN ROLLS	KG	1,269,633	1,154,769
6807900010	ROOFING AND SIDING OF ASPHALT, OR SIMILAR MATERIAL	KG	5,561,766	4,525,020
6807900050	ARTICLES OF ASPHALT OR SIMILAR MATERIAL NESOI	KG	242,600	271,495
6808000000	PNLS BRDS ETC O VEG FBR AG W CMNT PLSTR ETC BNDRS	KG	596,746	285,119
6809110000	PLSTR BRDS ETC NT ORNA, FCD W PPR O PPRBRD ONLY	KG	14,607,702	3,622,512
6809190000	PLSTER BOARDS PANELS ETC NOT ORNAMENTED NESOI	X		1,422,979
6809900000	OTHR ARTCLS OF PLASTER OR O CMPSTNS BS PLS NESOI	X		173,019
6810110000	BLDG BLCKS A BRCKS OF CMNT CNCRT ART ST W O N REIN	X		1,666,775
6810191000	FLR A WL TILS OF CMNT CNCRT OR ARTFCL STONE	M2	51,767	210,833
6810195000	ARTCLS NESOI OF CMNT CNCRT OR ARTFCL STONE	X		3,802,541
6810910000	PREFB STRCTRL CMPNTS O CNCRT CMNT O ARTF STONE	X		1,665,295
6810990000	CEMENT, CONCRETE, ARTIFICIAL STONE ARTICLES, NESOI	X		644,887
6811200000	OTHR SHTS PANLS TILES ETC NESOI OF ASBST CMNT ETC	KG	250,215	570,772
6811300000	TUBES PIPES AND FTTGS OF ASBESTOS CEMENT ETC	KG	2,987	73,822
6811900000	ARTCLS NESOI OF ASBESTOS-CEMENT ETC	KG	47,293	40,840
6812500000	ASBESTOS CLOTHING, CLOTHNG ACCESSRS, FTWR A HDGEAR	KG	4,133	55,251
6812700000	COMPRESSED ASBESTOS FIBER JNTNG IN SHEETS O ROLLS	X		82,904
6812900120	ASBESTOS GASKETS, PACKING AND SEALS	KG	148	11,127
6812900160	FABRICATED ASBESTOS FIBERS;ASBESTOS MIXTURES NESOI	X		52,699
6813100000	BRAKE LININGS A PADS, ASBESTOS, OTH MINRLS, CELULS	X		619,386
6813900000	OTH FRICTION MATERL, ASBESTOS, OTH MINRLS, CELLULS	X		17,880
6814100000	PL SH STR OF AGGLMRTED OR RCNSTD MICA	KG	28,846	106,881
6814900000	MICA, WORKED AND ARTCLS NESOI	KG	194	5,232
6815100000	NONELECTRICAL ARTICLES OF GRAPHITE OR CARBON	X		7,321
6815200000	ARTICLES OF PEAT	X		150,000
6815990000	OTH ARTICLES OF STONE OR OTH MIN SUBSTNCES NESOI	X		90,970
	CERAMIC PRODUCTS.....	TOTAL		17,751,775
6901000000	BRCKS, BLCKS, TLS A OTH CERMC GDS SLCS EARTH	T	336	176,713
6902101000	MAGNESITE BRICKS	THS	3	6,249
6902105000	REFRCTRY BRICKS ETC OVER 50 PCT MGO CAO CHROM NESI	T	275	303,994
6902201010	ALUMINA BRICKS	THS	41	36,362
6902201020	REFRACT BRICKS OV 50 PCT SILICA/ALUMINA EX AL BRCK	THS	21	33,545
6902205010	ALUMINA BLOCKS, TILES A SIM CONSTRUC GDS EX BRICKS	T	136	48,642
6902205020	BLOCKS TILES ETC OV 50 PCT SILICA/ALUM EX ALUMINA	T	55	73,350
6902901010	CLAY BRICKS, REFRACTORY, NESOI	THS	1,777	829,853
6902901020	NONCLAY REFRACTORY BRICKS NESOI	T	1	5,945
6902905010	BLOCKS, TILES ETC OF CLAY NESOI EXC BRICKS	T	429	130,695
6902905020	BLOCKS, TILES ETC, NONCLAY, REFRACT CERAM NESOI	T	199	116,778
6903100000	OTH REFRAC CERAMIC GDS W GRAPHITE/CARBON OV 50PCT	KG	178,419	347,037
6903200000	OTH REFRAC CERAM GDS NES ALUMINA/SILICA OV 50 PCT	KG	199,331	164,896
6903900010	OTH REFRAC CERAM GDS NESOI OF CLAY	KG	2,770	20,005
6903900050	OTH REFRACTORY CERAMIC GOODS NESOI, NONCLAY	KG	1,225	49,692
6904100015	SOLID CERAMIC BUILDING BRICKS	THS	46	106,441
6904900000	CERAMIC FLOORING BLOCKS, SUPPRT OR FILLR TILE ETC	X		490,032
6905100000	ROOFING TILES, CERAMIC	X		246,215
6905900000	CERAMIC CONSTRUCTIONAL GDS A ARCHITCL ORNMNTS, NES	X		6,859
6906000000	CERAMIC PIPES, CONDUITS, GUTTERING A PIPE FITTINGS	KG	209,295	375,141
6907100000	UNGLZD CERAM TILES, CUBES ETC, SIDES LS THN 7 CM	M2	16,800	104,107
6907900000	UNGLAZED CERAMIC FLAGS A PAVING, HEARTH A WALL TLS	M2	2,904	15,626
6908100000	GLZD CERAM TILES CUBES ETC FTTNG IN SQ UN 7CM	M2	342,303	1,878,222
6908900000	GLAZED CERAMIC FLAGS A PAVING, HEARTH A WALL TILES	M2	951	12,472
6909110000	PORCELAIN OR CHINA WARES FOR LAB, CHEM OR TECH USE	X		134,894
6909120000	CERAMIC ARTCLS W HARDNSS EQUIV TO 9 OR OV MOHS	X		36,364
6909191000	FERRITE CORE MEMORIES	X		46,819
6909195000	CERAMIC WARE FOR LAB CHEMCL OR TECHNL USE, NESOI	X		138,046
6909900000	CERAMIC RECEPTCLS FR AGRIC A FOR CONVEY/PACK GOODS	X		308,333
6910100005	WATER CLOSET BOWLS, FLUSHOMETER TYPE PORCELN/CHINA	NO	173	16,128
6910100010	WATER CLOSET BOWLS W TANKS IN 1 PC, PORCLN O CHINA	NO	4,912	286,973
6910100025	OTHR WATER CLOSET BOWLS, TANKS, PORCLN/CHINA NESOI	NO	27,384	1,518,855
6910100030	SINKS AND LAVATORIES OF PORCELAIN OR CHINA	NO	14,245	736,472

TABLE - 1 SHIPMENTS OF MERCHANDISE FROM THE UNITED STATES TO PUERTO RICO, BY COMMODITY:
FISCAL YEAR 2003

COMM CODE	DESCRIPTION	UNIT	QUANTITY	VALUE - $
6910100050	SANITARY FIXTURES OF PORCELAIN OR CHINA, NESOI	NO	184,881	821,526
6910900000	CERAMIC SANITARY FIXTURES OTH THN OF PORCLN/CHINA	X		491,066
6911101000	PORCLN OR CHNA HTL/RSRNT A OTHR WARE NOT HH WARE	DPC	61,118	498,766
6911105500	TABLE/KITCHENWARE, PORCLN OR CHINA, NT HOTL/RESTNT	DPC	30,091	567,319
6911900010	TOILET ARTICLES OF PORCELAIN OR CHINA	X		765,122
6911900050	HOUSEHOLD ARTICLES OF PORCELAIN OR CHINA, NESOI	X		363,421
6912001000	EARTHENWARE TABLE/KITCH WARE, GLZD, BROWN/BLACK	DPC	16,223	241,022
6912002500	OTH CERAM TBL/KTCHN WARE NT PORCLN/CHNA, NESOI	DPC	6,236	61,767
6912005000	CERAMIC HOUSEHOLD A TOILET ARTICLS NT PORC NT TBLW	X		899,551
6913100000	STATUETTES AND OTHER ORNMNTL ARTCLS, PORCLN OR CHN	X		35,509
6913900000	STATUTTES A OTH ORNMNTL CERAM ARTCLS NT PORC/CHINA	X		2,505,621
6914100000	ARTICLES OF PORCELAIN OR CHINA, NESOI	X		244,170
6914900000	CERAMIC ARTICLES NESOI	X		1,455,160
	GLASS AND GLASSWARE.....	TOTAL		87,090,773
7001000000	CULLET A OTH WST A SCRP GLASS; GLASS IN MASS	KG	28,487	60,798
7002100000	GLASS BALLS NOT MICROSPHERES OF HEADNG 7018 UNWRKD	KG	105,326	52,065
7002200000	GLASS RODS, UNWORKED	KG	63,774	605,932
7002310000	TUBES OF FUSED QUARTZ OR OTH FSD SILICA, UNWORKED	KG	116,462	281,184
7002320000	TUBES OF OTH GLASS NES W LIN COEF OV 5X10-6/KELVIN	KG	41,060	203,502
7002390010	TUBES OF GLASS, UNWORKED, NOT OVER 200 MM LONG	NO	13,977	6,988
7002390090	TUBES OF GLASS NESOI, UNWORKED	KG	1,747,748	3,208,746
7003120000	NONWRD SHTS CAST/RLD GLASS, COLRD,OPAC,FLSHD,LAYRD	M2	384	4,598
7003190000	CAST OR ROLLED GLASS IN NONWIRED SHEETS, NESOI	M2	9,460	75,667
7003200000	WIRED SHEETS OF CAST OR ROLLED GLASS, UNWORKED	M2	1,237	17,292
7003300000	PROFILES OF CAST OR ROLLED GLASS, UNWORKED	M2	10,131	63,293
7004200000	DRW/BLWN GLASS SHEETS COLORD OPAC FLASH SPEC LAYER	M2	369	11,718
7004900000	DRWN/BLWN GLSS SHTS W/WO ABSRB/RFCT LYR N OTH WRKD	M2	2,076	41,552
7005100000	FLOAT GLASS ETC IN NONWRD SHTS W ABS/REFL LAYER	M2	7,225	77,554
7005210000	NONWRD GLSS CLRD OPC FLSHD OR SRFC GRND N AB/RF LY	M2	452,188	2,527,772
7005290000	NONWIRED GLASS NESOI	M2	277,889	1,435,799
7005300000	FLOAT GLS ETC, WIRED SHTS, W OR WO ABSB LAYER UNWK	M2	811,509	3,042,913
7006000000	GLS OF 7003-5 BNT,EDG WKD, ENGR,DRL,ENML OTHR ETC	M2	38,369	291,088
7007110000	TOUGHND SAFETY GLS OF SIZE A SHAPE FOR VEHCLS ETC	M2	13,216	151,705
7007190000	TOUGHNED SAFETY GLASS, NOT FOR VEHICULAR USE	M2	106,093	440,192
7007211000	WINDSHIELDS OF LAMINATED SAFETY GLASS	M2	13,529	352,693
7007215000	LAMINATED SAFETY GLASS FOR VEHCLS, EXC WINDSHIELDS	M2	377	72,826
7007290000	LAMINATED SAFETY GLASS, NOT FOR VEHICULAR USE	X		249,757
7008000000	MULTIPLE-WALLED INSULATING UNITS OF GLASS	NO	10,004	785,098
7009100000	REAR-VIEW MIRRORS FOR VEHICLES	NO	2,443	58,037
7009910000	GLASS MIRRORS UNFRAMED NOT VEHICLE REARVIEW MIRROR	CM2	174,246	860,233
7009920000	GLASS MIRRORS, FRAMED, EXC REARVIEW	CM2	62,309	795,506
7010100000	AMPOULES, GLASS, FOR CONVEYANCE OR PACKNG OF GOODS	GRS	76,083	272,484
7010202050	GLASS STOPPERS,LIDS,OTHR CLOSURES PACKAGED SEPRTLY	GRS	8,434	170,595
7010900510	GLASS PHARMACEUTICAL CONTAINERS, OVER 1 LITER	GRS	143,486	767,944
7010900520	GLASS PHARMACEUTICAL CONTNRS, CAPACITY 0.33>=1 L	GRS	2,440,888	11,799,904
7010900530	GLASS PHARMACEUTICAL CONTAINERS, 0.15=> 0.33 L	GRS	11,592	98,930
7010900540	GLASS PHARMACEUTICAL CONTAINERS, <=0.15 LITER	GRS	5,795	46,106
7010902010	GLASS CONTAINERS FOR PERFUME/TOILET PREP, OVER 1 L	GRS	383	7,644
7010902020	GLASS CONTAINERS, PERFUME/TOILET PREP,>0.33-1.0 L	GRS	1,673	33,424
7010902030	GLASS CONTAINERS, PERFUME/TOILET PREPS, >.15-.33 L	GRS	133	2,649
7010902040	GLASS CONTAINERS, PERFUME/TOILET PREP, >0.15 LITES	GRS	7,922	243,839
7010903040	OTH GLASS CONTAINER PERFUME/TOILET PREP, >0.15 L	GRS	530	10,307
7010905005	GLASS CONTAINER W OUTSIDE DIAMETR =>38MM >1L NESOI	GRS	8,476	115,921
7010905009	GLASS CONTAINER WITH OR WITHOUT CLOSURE >1 L NESOI	GRS	181,848	2,734,814
7010905027	GLASS CONTAINER W OUTSIDE DIAMETR =>38MM, =>.33-1L	GRS	430	14,508
7010905037	GLASS CONTAINERS W/WO CLOSURES >0.33-1L, NESOI	GRS	4,435	88,640
7010905057	GLASS CONTAINERS W/WO CLOSURES >0.15-0.33 L, NESOI	GRS	192,307	6,390,557
7010905060	GLASS CONTAINER W/WO CLOSURE <=0.15 LITER, NESOI	GRS	106,489	875,841
7011100000	GLSS ENVLPS OPN A GLS PTS W/O FTNGS F ELCTRC LGHTG	THS	1,858	75,106
7011200000	GLASS ENVELOPES A PARTS FOR CATHODE-RAY TUBES	HUN	1	4,000
7011900000	GLASS ENVELOPES, OPEN, A PARTS, W/O FTTNGS, NESOI	X		1,387,240
7012000000	GLASS INNERS FOR VACUUM FLASKS A OTH VACUUM VESSLS	NO	7,043	15,845
7013100000	GLASSWR OF GLS-CERAMICS FOR TABLE, KITCHN, OFF ETC	NO	388,107	1,118,596
7013210000	DRINKING GLASSES OF LEAD CRYSTAL	NO	1,369	27,164
7013290000	DRINKING GLASSES NESOI	NO	304,521	154,761
7013310000	TBL O KTCHN GLSSWR NT DRNKNG GLSS OF LEAD CRYSTAL	NO	13,768	42,657

TABLE - 1 SHIPMENTS OF MERCHANDISE FROM THE UNITED STATES TO PUERTO RICO, BY COMMODITY:
FISCAL YEAR 2003

COMM CODE	DESCRIPTION	UNIT	QUANTITY	VALUE - $
7013320000	HH GLSWR NT DRNK GLS LNR COEF EXP NOV 5X/-6/KV ETC	NO	17,767	156,537
7013390000	OTHER TABLE OR KITCHEN GLASSWARE NESOI	NO	207,728	332,493
7013910000	OTHER GLASSWARE, LEAD CRYSTAL, NESOI	NO	46,116	333,583
7013990000	OTHER GLASSWARE, NOT LEAD CRYSTAL, NESOI	NO	2,105,595	2,203,315
7014001000	GLASS LENS BLANKS (OTH THN FR SPECTCLS) NT OPT WKD	NO	5,436	43,456
7014002000	OTHER OPTCL ELMNTS GLSS NT LNS BLNKS NT OPT WRKD	NO	84,407	120,323
7014003000	LENSES, FILTERS A PRTS, GLASS, NT OPTIC ELEM N WKD	X		216,171
7014005000	SIGNALLING GLASSWARE, NOT OPTICALLY WORKED, NESOI	X		30,889
7015100000	GLASSES FOR CORRECTIVE SPECTACLES, NT OPTICLY WRKD	NO	25,613	199,990
7015900000	CLOCK, WATCH, NONCORRECTIVE GLASS ETC NESOI	X		88,137
7016100000	GLASS CUBES A SMLLWRS, BACKD OR NOT, FR MOSAICS ET	X		72,092
7016900000	GLS CONS ART NESOI;LD WNDWS;MLTCLR/FMD GLS ARTCLS	X		1,850,851
7017100000	LAB, HYGIENIC, PHARMACEUT GLSWR, FUSD QURTZ/SILICA	X		3,648,073
7017200000	LAB, HYGINC, PHARM GLSWR W LIN COEF NOV 5X10-6 NES	X		720,106
7017900010	MICROSCPE SLIDES A MICRO COVER GLASSES OF GLS NESI	X		119,415
7017900050	OTHER LABORATORY, HYGIENIC OR PHARM GLASSWR NESOI	X		25,892,525
7018100000	GLSS BEADS IMIT PRLS PRC/SMPRC ST ETC;ART NT JWLRY	X		177,000
7018200000	GLASS MICROSPHERES NOT EXCEEDING 1 MM IN DIAMETER	KG	927	13,207
7018900000	GLSS EYS NT PRO; ORNAMENTS O LMP-WRKD GLSS NT JWLR	X		57,489
7019110000	CHOPPED STRANDS GLASS FIBERS NOT OVER 50MM LONG	KG	2,308	15,338
7019120080	GLASS FIBER ROVINGS NESOI	KG	528,190	2,034,513
7019194000	SLIVERS OF GLASS FIBERS	KG	1,898	20,701
7019310000	MATS, NONWOVEN, OF GLASS FIBERS	KG	54,223	162,051
7019320000	THIN SHEETS (VOILES), NONWOVEN, OF GLASS FIBERS	KG	5,543	66,309
7019391000	INSULATION PRODUCTS OF GLASS FIBERS	X		3,848,784
7019395000	WEBS, MATTRS, BRDS ETC, NONWOVEN OF GLS FIBRS NESI	X		668,336
7019400000	NARROW FABRICS, WOVEN, OF GLASS FIBER ROVINGS	M2	100	2,976
7019510000	OTHER WOVEN FABRICS OF A WIDTH NOT EXCEED 30 CM	M2	4,257	14,889
7019520000	OTH WVN NARROW FBRCS, OV 30CM WD, PLN WEAVE, ETC.	M2	112,525	306,681
7019590000	OTHER WOVEN FABRICS OF GLASS FIBERS, NESOI	M2	86,601	317,445
7019901000	OTHR WOVEN GLASS FIBERS AND ARTICLES THEREOF NESOI	X		128,173
7019905020	GLASS FIBERS IN BULK	X		16,645
7019905040	GLASS FIBER FILTERS (NONWOVEN)	X		137,289
7019905050	OTHER ARTCLES OF NONWOVEN GLASS FIBRES, NESOI	X		161,897
7020000000	OTHER ARTICLES OF GLASS, NESOI	X		639,110
	NATURAL OR CULTURED PEARLS,PRECIOUS OR SEMIPRECIOUS STONES,PRECIOUS METALS; METALS CLAD WITH PRECIOUS METAL, AND ARTICLES THEREOF;IMITATION JEWELRY; COIN.....	TOTAL		106,214,906
	NATURAL OR CULTURED PEARLS,PRECIOUS OR SEMIPRECIOUS STONES,PRECIOUS METALS; METALS CLAD WITH PRECIOUS METAL, AND ARTICLES THEREOF;IMITATION JEWELRY; COIN.....	TOTAL		106,214,906
7101100000	NATURAL PEARLS, NOT MOUNTED OR SET, INCL TMP STRNG	X		3,411
7101210000	CULTURED PEARLS, UNWORKED	X		4,830
7101220000	CULTURED PEARLS, WORKED, NOT SET	X		50,000
7102100000	DIAMONDS, UNSORTED	CAR	598	174,431
7102210000	INDUSRRL DIAMONDS UNWRKD OR SAWN, CLVD OR BRUTD	CAR	2,477	23,717
7102290000	INDUSTRIAL DIAMONDS, WORKED	CAR	84	10,584
7102310000	DIAM EX IND UNWKD OR SMPL SWN CLVD OR BRUTED	CAR	10,229	1,105,713
7102390010	DIAM EXC IND WRKD NT SET O STRNG NOT OVR 0.5 CARAT	CAR	253	83,167
7102390050	DIAM EXC INDUS WRKD NT SET O STRNG OV 0.5 CARAT EA	CAR	422	769,653
7103102000	PRECIOUS AND SEMIPRECIOUS STONES, UNWORKED	CAR	1,638,309	35,182
7103104000	OTH PREC & SEMIPREC STONE SIMPLY SAWN/ROUGH SHAPED	CAR	9,179	31,550
7103910000	RUBIES, SAPPHIRES AND EMERALDS, OTHERWISE WORKED	X		44,523
7103991000	GEMSTONES, NESOI, CUT BUT NOT SET SUITBL FR JEWLRY	X		48,017
7103995000	GEMSTNS NESOI OTHRWS WRKD NT SUITBL FOR JWLRY	X		69,439
7104200000	SYNTHC OR RECNSTRCTD GEMSTONES UNWORKED	X		3,500
7104901000	SYN OR RCNTRTD GMSTNS CUT UNST FR US IN JEWELRY	NO	13,291	59,168
7104905000	SYN, RCNSTR GMSTONES WRKD NT SUITBL FOR JEWELRY	X		2,598
7105100010	DIAMOND DUST OR POWDER, NATURAL	CAR	15,349	21,686
7105100025	DIAMOND DUST OR POWDER SYNTHETIC	CAR	88,453	110,565
7106100000	SILVER POWDER	GM	23,579,044	4,024,584

TABLE - 1 SHIPMENTS OF MERCHANDISE FROM THE UNITED STATES TO PUERTO RICO, BY COMMODITY:
FISCAL YEAR 2003

COMM CODE	DESCRIPTION	UNIT	QUANTITY	VALUE - $
7106915000	UNWROUGHT SILVER, NESOI	GM	197,548	35,205
7106920000	SILVER, SEMIMANUFACTURED	GM	7,405,109	1,264,741
7107000000	BASE MTLS CLD W SILVR NT FRTH WKD THN SMMNFCTRD	GM	101,190	33,897
7108121010	GOLD BULLION UNWROUGHT, NONMONETARY	GM	6,512	72,160
7108125000	GOLD, NESOI, UNWROUGHT, NONMONETARY	GM	762	9,140
7108135000	GOLD, SEMIMANUFACTURED, NESOI, NONMONETARY	GM	21,550	109,314
7109000000	BS MTL OR SLR CLD W GLD NT FRTR WKD TH SMMNFCTRD	GM	109,325	146,146
7110110000	PLATINUM, UNWROUGHT OR POWDER	GM	199,133	2,347,064
7110190000	PLATINUM METAL SEMIMANUFACTURED	GM	81,112	930,518
7110210000	PALLADIUM, UNWROUGHT OR IN POWDER FORM	GM	1,492,101	5,284,086
7110290000	PALLADIUM, SEMIMANUFACTURED	GM	1,178,221	7,738,158
7110310000	RHODIUM, UNWROUGHT OR IN POWDER FORM	GM	619	56,910
7110390000	RHODIUM, SEMIMANUFACTURED	GM	46	8,000
7110410000	IRIDIUM, OSMIUM AND RUTHENIUM, UNWROUGHT OR POWDER	GM	2,380	57,116
7110490000	IRIDIUM, OSMIUM AND RUTHENIUM, SEMIMANUFACTURED	GM	114	3,281
7111000000	BS MTL A SLV A GLD CLD W PLAT NT FR WKD TH SMNFCTD	GM	36,024	20,261
7112990000	OTHER PRECIOUS METAL WASTE AND SCRAP, NESOI	GM	182,965	31,556
7113110000	JEWELRY AND PARTS THEREOF, OF SILVER	X		2,003,043
7113190000	JEWELRY AND PARTS THEREOF, OF OTH PRECIOUS METAL	X		19,672,333
7113200000	JEWELRY AND PARTS, BASE METAL CLAD W PREC METAL	X		872,591
7114115100	SILVER KNIVES, FORKS, SPOONS OR LADLES, INCL SETS	PCS	28,705	82,332
7114115500	SILVER HOUSEHOLD ARTICLES AND PARTS, NESOI	X		166,931
7114117000	SILVER ARTS NESOI	X		318,027
7114190000	ARTLS OF GLD OR PLAT NESOI	X		1,309,594
7114200000	GOLD/SILVER -SMITHS' ARTCLS A PRTS, BS MTL CL W PM	X		14,814,207
7115100000	CATLYSTS PLAT WIRE CLOTH OR GRILL FORM	X		68,428
7115900000	OTH PREC METL ARTCLS OR ARTCLS CLAD W PM, NESOI	X		369,943
7116101000	ARTICLES OF NATURAL PEARLS	X		33,179
7116102500	ARTICLES OF CULTURED PEARLS	X		277,090
7116201000	JEWELRY OF PRECIOUS OR SEMIPRECIOUS STONES	X		16,815,670
7116204050	ARTICLES OF PRECIOUS OR SEMIPREC STONES, NT JEWLRY	X		561,255
7117110000	CFF LNKS A STDS BS MTL WHTHR OR NT PLTD W PRC MTL	X		63,071
7117190000	OTH IMITATION JEWELRY, BASE METAL, INC PR MTL PLTD	X		12,419,769
7117900000	IMITATION JEWELRY NOT OF BASE METAL	X		3,050,083
7118100000	COIN (EXCPT GOLD COIN) NOT BEING LEGAL TENDER	X		7,786
7118900050	COIN (EXCEPT GOLD COIN) NESOI	X		8,485,703
	BASE METALS AND ARTICLES OF BASE METAL.....	TOTAL		487,784,538
	IRON AND STEEL.....	TOTAL		80,241,044
7201100000	NONALLOY PIG IRON 0.5 PRCNT OR LESS PHOSPHORUS	T	34	2,979
7201503000	ALLOY PIG IRON	T	190	17,842
7202110000	FERROMANGANESE WITH OVER 2 PERCENT CARBON	KG	2,829	2,800
7202490000	FERROCHROMIUM, 4 PERCENT OR LESS CARBON	KG	5,855	6,440
7202930000	FERRONIOBIUM	KG	517	4,776
7202995040	FERROALLOYS NESOI	KG	16,735	148,812
7203900000	OTHR SPONGY FERROUS PRDCTS MIN PURITY 99.94 PCT FE	T	322	341,206
7204100000	CAST IRON WASTE AND SCRAP	T	333	335,650
7204210000	STAINLESS STEEL WASTE AND SCRAP	T	1,609	1,647,073
7204290000	ALLOY STEEL WASTE AND SCRAP NOT STAINLESS	T	164	107,774
7204300000	TINNED IRON OR STEEL WASTE AND SCRAP	T	77	18,028
7204410020	NO 1 BUNDLES STEEL SCRAP	T	5,562	592,821
7204410040	NO 2 BUNDLES STEEL SCRAP	T	934	89,658
7204410060	BORINGS, SHOVELINGS AND TURNINGS STEEL SCRAP	T	135	7,164
7204410080	SHVNGS,CHPS,MILL WSTE,SWDST,FLNGS,TRM,STMPNGS SCRP	T	1,070	212,174
7204490020	NO 1 HEAVY MELTING STEEL SCRAP	T	86	2,858
7204490040	NO 2 HEAVY MELTING STEEL SCRAP	T	51	4,541
7204490060	CUT PLATE AND STRUCTURAL STEEL SCRAP	T	5,200	612,226
7204490080	OTHER FERROUS SCRAP	T	4,697	561,657
7205100000	GRANULES, IRON OR STEEL	KG	512,712	1,074,048
7205210000	ALLOY STEEL POWDERS	KG	73,531	99,310
7205290000	POWDERS, IRON OR NONALLOY STEEL	T	42	31,915
7206100000	IRON AND NONALLOY STEEL INGOTS	KG	845,066	927,380
7206900000	IRON AND NONALLOY STEEL, PRIMARY FORMS NOT INGOTS	KG	1,833,427	1,773,117
7207110000	SMFD IOS NA U.25PCT CRBN REC/SQ CS WDTH UN 2X THNS	KG	1,047,851	1,934,901
7207120000	SMFD IRN/NAL STL LT .25 PCT CRB RECT CS WID 2X THK	KG	21,365	55,547
7207190000	SMFD IRN/NAL STL LT 0.25 PCT CARBON CS NT RECT/SQR	KG	144,543	1,020,730

TABLE - 1 SHIPMENTS OF MERCHANDISE FROM THE UNITED STATES TO PUERTO RICO, BY COMMODITY:
FISCAL YEAR 2003

COMM CODE	DESCRIPTION	UNIT	QUANTITY	VALUE - $
7207200000	SMFD IRN OR NONALLOY STL, .25 PCT OR MORE CARBON	KG	15,861	12,238
7208101500	FLAT ROLD IRON/STL >=600MM,PICKLED,PATTERNS RELIEF	KG	3,360,095	13,634,787
7208102500	FLAT RLD IRON/STL >=600MM,NT PICKLD,PATTERN RELIEF	KG	1,789,780	2,922,795
7208253000	FLAT RLD HI-STRENGTH STL COIL >=600MM PICKLED HOTR	KG	28,305	26,011
7208256000	FLAT RLD IRON/STL >=600MM,PICKLED,NOT CLAD,HOT RLD	KG	138,703	104,452
7208260030	FLT RLD HI-STRNGH STL >=600MM,=3<4.75MM THCK PCKLD	KG	107,147	86,039
7208260060	FLAT RLD IRON/STL >=600MM,=3MM<4.75MM THCK PICKLED	KG	172,940	254,946
7208270030	FLT RLD HI-STRENGTH STL >=600MM,<3MM THICK PICKLED	KG	57,321	42,458
7208270060	FLAT RLD IRON/STL >=600MM,<3MM THICK,PICKLED HOTRD	KG	139,007	81,045
7208360030	FLT RLD HI-STRNGH STL >=600MM,>10MM THCK,NT PICKLD	KG	18,140	14,024
7208360060	FLAT RLD IRON/STL >=600MM,>10MM THCK,NT CLAD,HOTRD	KG	1,965	3,725
7208370030	FLT RLD HI-STRNGH STL >=600MM,=4.75<=10MM THCK,HOT	KG	79,824	91,392
7208370060	FLAT RLD IRON/STL >=600MM,=4.75MM<=10MM THICK,HOTR	KG	45,542	68,234
7208380015	FLT RLD HI-STRNGH STL >=600MM,=3MM<4.75MM THCK,HOT	KG	119,902	192,959
7208380050	FLAT RLD IRON/STL >=600MM,=3MM<4.75MM THICK, HOTRL	KG	69,174	63,702
7208390015	FLAT ROLL HI-STRNGH STL >=600MM,<3MM THICK, HOT-RL	KG	56,040	42,462
7208400000	FLAT RLD IRON/STL >=600MM,PATTERNS IN RELIEF,HOTRL	KG	82,762	61,087
7208510030	UNIVERSAL MLPLATE IRON/STL >=600MM,>10MM THCK,HTRL	KG	162,078	232,289
7208510050	FLAT RLD IRON/STL >=600MM,>10MM THICK,HOTRLD,NESOI	KG	650,693	363,908
7208520000	FLAT RLD IRON/STL >=600MM,=4.75MM<=10MM THCK,HOTRL	KG	937	13,298
7208530000	FLAT RLD IRON/STL >=600MM,=3MM<4.75MM THICK,HOT RL	KG	575	4,158
7208540000	FLAT RLD IRON/STL >=600MM,<3MM THCK,NOT COAT,HOTRL	KG	10,851	20,625
7208900000	FLAT RLD IRON/STL >=600MM,NOT COATED,HOT RLD,NESOI	KG	33,704	42,401
7209150000	FLAT RLD IRON/STL COIL >=600MM,>=3MM THCK,COLD-RLD	KG	120,240	93,870
7209160090	FLAT ROLLD IRON/STL >=600MM,>1MM<3MM THICK,COLD-RL	KG	2,966,754	1,676,450
7209170010	FLT RLD HI-STRNGH STL >=600MM,>0.5MM<=1MM THK,CLDR	KG	4,408	3,129
7209170090	FLAT RLD IRON/STL >=600MM,=0.5MM<=1MM THICK,COLDRL	KG	2,776	37,111
7209186000	FLAT RLD IRON/STL >=600MM,NOT CLAD,COLD-ROLL,NESOI	KG	17,593	14,639
7209250000	FLAT ROLD IRON/STL >=600MM,>=3MM THICK,COLD-ROLLED	KG	1,301	10,180
7209260000	FLAT ROLD IRON/STL >=600MM,>1MM<3MM THICK,COLD-RLD	KG	17,764	14,125
7209900000	FLAT ROLLED IRON/STL >=600MM,NOT CLAD,NOT COLD-RLD	KG	241,122	847,869
7210110000	FLT RLD IRON/STL >=600MM,COATED W TIN,>=0.5MM THCK	KG	495,670	787,209
7210120000	FLAT ROLL IRON/STL >=600MM,TIN COATED,<0.5MM THICK	KG	102,116	75,342
7210200000	FLAT RLD IRON/STL >=600MM,COATED W LEAD,TERNEPLATE	KG	4,256	27,936
7210300060	FLAT RLD IRON/STL >=600MM,ELECTROLYTIC PLATED ZINC	KG	63,389	36,403
7210410000	FLAT RLD IRON/STL >=600MM,CORRUGATED,PLATED W ZINC	KG	500,880	330,749
7210490090	FLAT RLD IRON/STL >=600MM,ZINC PLATED/COATED,NESOI	KG	362,972	312,392
7210610000	FLT RLD IRON/STL >=600MM,ALUMINUM-ZINC ALLOY PLATE	KG	37,396	55,819
7210690000	FLAT ROLLD IRON/STL >=600MM,ALUMINUM PLATED/COATED	KG	10,036	23,952
7210905000	FLAT ROLLED IRON/STEEL >=600MM,COATED/PLATED,NESOI	KG	32,372	32,920
7211140000	FLAT RLD IRON/STL <600MM,HOT-ROLLED,>=4.75MM THICK	KG	807	11,502
7211197050	FLAT ROLLED IRON/STL <600MM,NOT CLAD,HOT-RLD,NESOI	KG	2,383	15,005
7211233050	FLAT ROLLD IRON/STL <600MM,<0.25% CARBON,COLD-ROLL	KG	277	5,906
7211900000	FLAT ROLLED IRON/STL <600MM, NOT CLAD/PLATE, NESOI	KG	391,268	362,057
7212200000	FLAT RLD IRON/STL <600MM,ELECTROLYTIC PLATE W ZINC	KG	5,001	4,000
7212500000	FLAT ROLLED IRON/STEEL <600MM, PLATED/COATED,NESOI	KG	22,416	35,096
7213100000	CONCRETE REINFORCING STL BARS&RODS,HOT-ROLL,COILS	KG	8,854,070	2,611,747
7213200000	BAR&ROD FREE-CUTTNG IRON/STL,HOT-RLD,IRREGULA COIL	KG	95,632	117,016
7213913000	BAR&ROD IRON/STL,HOT-RD,DIAMETR <14MM,NOT TEMPERED	KG	26,698	13,025
7213914500	BAR&ROD IRON/STL,DIAMETR <14MM,>=0.6% CARBON,HOTRL	KG	2,100	12,567
7213990000	BAR&ROD IRON/STL >=14MM DIAM,COIL,HOT-ROLLED,NESOI	KG	133,754	121,472
7214100000	BAR & ROD OF IRON/NONALLOY STEEL,FORGED/HOT-ROLLED	KG	49,588	53,200
7214200000	CONCRETE REINFORCING BAR & ROD IRON/STL, HOT-DRAWN	KG	8,418,819	12,473,147
7214300000	OTHER BARS & RODS OF FREE-CUTTING STEEL, HOT-DRAWN	KG	4,578	41,628
7214990025	BAR&ROD IRON/STL,=0.25%<0.6% CARBON,HOT-ROLL,NESOI	KG	3,536	4,085
7214990035	BAR & ROD IRON/STL, >=0.6% CARBON,HOT-ROLLED,NESOI	KG	14,379	9,343
7215100000	OTH BARS&RDS IRON/STL NALLOY,FREE-CUTTNG,COLD-FORM	KG	32,577	85,657
7215900000	OTHER BARS & RODS IRON/STEEL NONALLOY, NESOI	KG	99,417	145,718
7216100000	ANGLE,U,I,H SECT IRON/STL NALLOY,HOTROLL<80MM HIGH	KG	166,993	109,708
7216210000	ANGLES,L SECT IRON/STL NALLOY, HOT-ROLL <80MM HIGH	KG	104,270	68,740
7216220000	ANGLES, T SECT IRON/STL NALLOY,HOT-ROLL <80MM HIGH	KG	121,740	56,000
7216310000	ANGLES,U SECT IRON/STL NALLOY, HOT-ROLL>=80MM HIGH	KG	33,659	28,569
7216320000	ANGLE,I SECT IRON/STL,HOT-ROLL>=80MM HI(STAN BEAM)	KG	3,829,094	2,142,428
7216330000	ANGLES,H SECT IRON/STL NALLOY,HOT-ROLL >=80MM HIGH	KG	5,406,363	2,458,810
7216500000	OTHER ANGLES,SHAPES,SECTS IRON/STL NALLOY HOT-ROLL	KG	255,504	299,024
7216610000	ANGLE,SHAP,SECT,IRON/STL,NALLOY,COLD-WKD,FLAT-ROLL	KG	88,607	60,182
7216690000	ANGL,SHAP,SECT IRON/STL CLD-WKD EXC FROM FLAT-ROLL	KG	282,334	149,530
7216910000	OTHER ANGLE,SHAPE,SECT IRON/STL,COLD-WRKD,FLATROLL	KG	175,208	300,469

TABLE - 1 SHIPMENTS OF MERCHANDISE FROM THE UNITED STATES TO PUERTO RICO, BY COMMODITY:
FISCAL YEAR 2003

COMM CODE	DESCRIPTION	UNIT	QUANTITY	VALUE - $
7216990000	ANGLES, SHAPES, SECTIONS IRON/NONALLOY STEEL NESOI	KG	493,894	814,895
7217101510	WIRE,IRON/STL NALLOY <.25%CARBON NOT PLATED/COATED	KG	282,264	254,673
7217102510	WIRE IRON/STL NALLOY >=.25%<.6%CARBN NOT PLAT/COAT	KG	234,472	575,285
7217107510	WIRE IRON/STL NALLOY >=.6%CARBON NOT PLATED/COATED	KG	228,249	350,053
7217201010	WIRE IRON/STL NALLOY <.25% CARBN, PLAT/COAT W/ZINC	KG	11,168	45,324
7217205010	WIRE IRON/STL NALLOY >=.25<.6%CARBN,PLAT/COAT ZINC	KG	39,707	36,319
7217209010	WIRE IRON/STL NALLOY >=.6%CARBN PLATD/COATD W/ZINC	KG	2,235	6,920
7217301010	WIRE IRON/STL<.25%CARBN CTD/PLAT,BASE METL NT ZINC	KG	14,508	15,496
7217305010	WIRE IRON/STL>=.25%<.6%CARB PLT/CTD BAS MTL NT ZIN	KG	31,927	35,927
7217900000	WIRE IRON/NONALLOY STEEL UNDER 0.25% CARBON, NESOI	KG	208,928	815,271
7218100000	STAINLESS STEEL INGOTS AND OTHER PRIMARY FORMS	KG	71,288	387,433
7218910000	SMFNSHED PROD,STAIN STL,RECTNGULR(NT SQR)CROS SECT	KG	6,350	4,400
7218990000	OTHER SEMIFINISHED PRODUCTS OF STAINLESS STEEL	KG	312,395	749,748
7219110000	FLAT ROL,STAIN STL>600MM WID,HOT-ROL,COIL>10MM THK	KG	4,675	27,414
7219130000	FLAT-ROLL,STAINL STL>600MM,HOT-ROL,COIL>=3MM<4.7MM	KG	65,609	76,019
7219140000	FLAT ROLL,STAINLES STL>600MM,HOT-ROL,COIL<3MM THCK	KG	1,551	7,320
7219210000	FLAT ROL,STAINL STL>600MM,HOT ROL,NT COIL>10MM THK	KG	540	2,712
7219230000	FLAT RL,STAINL STL>600MM,HOT ROL,NT COIL>=3<4.75MM	KG	135,608	330,790
7219240000	FLAT ROL,STAINLES STL>600MM,HOT RL,NT COIL<3MM THK	KG	1,205	21,604
7219310000	FLAT-ROLL,STAINLES STL>600MM COLD-ROLL>=4.75MM THK	KG	6,007	21,024
7219330000	FLAT-ROLL STAINLES STL>600M,COLD ROLL>1MM<3MM THCK	KG	6,070	14,324
7219900000	FLAT-ROLL STAINLESS STEEL >600MM WIDE, NESOI	KG	61,767	209,562
7220110000	FLAT-ROL,STAINLESS STL<600MM HOT-ROL>=4.75MM THCK	KG	11,253	37,194
7220120000	FLAT-ROLL STAINLESS STL<600MM HOT-ROLL<4.75MM THCK	KG	5,807	13,089
7220900000	FLAT-ROLLED STAINLESS STEEL< 600MM WIDE, NESOI	KG	3,066	41,438
7221000000	BARS&RODS,STAINLESS STEEL,HOT-ROLL,IRREGULAR COILS	KG	6,362	40,017
7222110000	OTH BARS&RODS STAIN STL, HOT-ROLL, CIRC CROSS-SECT	KG	12,399	294,846
7222190000	OTH BAR&RODS,STAINL STL,HOT-ROL,NOT CIRC CROSS-SEC	KG	6,864	115,249
7222200000	OTH BARS & RODS, STAINLESS STEEL, COLD-FORM/FINISH	KG	11,225	73,826
7222300000	OTHER BARS AND RODS STAINLESS STEEL, NESOI	KG	201,896	2,555,136
7222400000	ANGLES, SHAPES, AND SECTIONS OF STAINLESS STEEL	KG	126,465	1,499,570
7223000000	WIRE OF STAINLESS STEEL	KG	183,102	1,487,695
7224100000	OTHER ALLOY STEEL, INGOTS AND OTHER PRIMARY FORMS	KG	1,050	5,255
7224900000	SEMIFINISHED PRODUCTS OF OTHER ALLOY STEEL	KG	16,188	68,852
7225190000	FLAT-RLD SILICON ELCTRCL STL>600MM NT GRAIN-ORIENT	KG	192,712	281,878
7225400000	FLAT-ROL,OTH ALLOY STL>600MM WID,HOT-ROL,NOT COILS	KG	20,412	61,623
7225990000	FLAT-ROLLED, OTHER ALLOY STEEL> 600MM WIDE, NESOI	KG	584	12,008
7226190000	FLT-ROL,SILICON ELCTRCL STL<600MM NOT GRAIN-ORIENT	KG	32,957	51,677
7226922000	FLAT-ROL,TOOL STL,NOT HI-SPEED,<600 MM WID,CLD-ROL	KG	2,895	86,762
7226990000	FLAT-ROLLED, OTHER ALLOY STEEL <600MM WIDE, NESOI	KG	24,031	72,642
7227100000	BARS & RODS, HIGH-SPEED STEEL,IRREG COILS,HOT-ROLL	KG	38,698	319,200
7227900000	BARS&RODS,OTH ALLOY STL,HOT-ROLL,IRREG COILS,NESOI	KG	1,357,725	10,054,770
7228100000	OTHER BARS AND RODS OF HIGH-SPEED STEEL	KG	18,975	282,535
7228308000	OTH BARS/RODS,OTH ALLOY STL,NOT TOOL STL, HOT-ROLL	KG	1,773	9,900
7228700000	ANGLES, SHAPES AND SECTIONS OF OTHER ALLOY STEEL	KG	507,659	456,820
7228800000	HOLLOW DRILL BARS AND RODS, ALLOY/NALLOY STL,NESOI	KG	173,097	667,901
7229100000	WIRE OF HIGH-SPEED STEEL	KG	980	8,554
7229900000	WIRE OF OTHER ALLOY STEEL, NESOI	KG	229,644	651,906
	ARTICLES OF IRON OR STEEL.....	TOTAL		184,144,981
7301100000	SHEET PILING OF IRON OR STEEL	KG	3,351,178	4,807,707
7301201000	ANGLES, SHAPES, SECTIONS, WLDED, IRON OR NONAL STL	KG	2,686,721	3,367,037
7301205000	ANGLES, SHAPES AND SECTIONS, WELDED, ALLOY STEEL	KG	1,251,844	1,365,068
7302101020	NEW STNDRD T RAILS, IRON/NONALY STEEL OVER 30KG/M	KG	45,105	64,251
7302101030	OTHER NEW RAILS OF IRON OR NONALLOY STEEL	KG	831,060	879,404
7302101080	RAILS, USED, OF IRON OR NONALLOY STEEL EXCL SCRAP	KG	132,491	112,782
7302105000	RAILS OF ALLOY STEEL	KG	719,935	1,031,928
7302300000	SWTCHBLDS, X-ING FRGS, PT RDS AND OTH IOS XING PCS	KG	3,232	19,023
7302400000	FISH PLATES AND SOLE PLATES OF IRON OR STEEL	KG	5,336	8,002
7302901000	SLEEPERS (CROSS-TIES) OF IRON OR STEEL	KG	16,636	25,704
7302909000	RAILWAY OR TRAMWAY TRACK CONSTR MATRL OF IOS NESOI	KG	149,716	3,954,885
7303000030	SOIL PIPE OF CAST IRON	KG	35,448	74,354
7303000060	PRESSURE PIPE, CAST IRON, INSDE DIAM LS THN 356 MM	KG	579,388	414,187
7303000090	TUBES, PIPES AND HOLLOW PROFILES, CAST IRON, NESOI	KG	4,252,819	3,363,512
7304101020	LINEPIPE FOR OIL/GAS, IRN/NAL ST, DIAM NOV 114.3MM	KG	3,012,126	3,080,097
7304101050	OIL/GAS LINEPIPE, IR/NAL ST, DIAM OV 114.3-406.4MM	KG	8,553	10,176
7304101080	LINEPIPE FOR OIL/GAS, IRN/NAL STL, DIAM OV 406.4MM	KG	2,586	12,170

TABLE - 1 SHIPMENTS OF MERCHANDISE FROM THE UNITED STATES TO PUERTO RICO, BY COMMODITY:
FISCAL YEAR 2003

COMM CODE	DESCRIPTION	UNIT	QUANTITY	VALUE - $
7304105020	LINEPIPE FOR OIL/GAS, ALLOY STL, DIAM NOV 114.3 MM	KG	10	3,464
7304105050	OIL/GAS LINEPIPE, AL ST, DIAM OV 114.3 NOV 406.4MM	KG	2,394	5,026
7304213000	OIL WELL DRILL PIPE, OF IRON OR NONALLOY STEEL	KG	6,804	18,541
7304291055	OIL WELL CASING OF IRON OR NONALLOY STEEL	KG	70,103	60,000
7304295000	OIL WELL TUBING OF IRON OR NONALLOY STEEL	KG	1,057	7,590
7304296000	OIL WELL TUBING OF ALLOY STEEL	KG	17,745	19,241
7304310000	OTH IOS NA PS TB HLW PFL SMLS CIR CS COLD-WRKD	KG	705,785	589,269
7304390000	OTH IOS NA PS TB HLW PFL SMLS CIR CS NT CLD-WRKD	KG	296,447	321,661
7304410000	OTH SS TB PS HLW PFL SMLS CIRC CS COLD-WRKD	KG	68,311	589,583
7304490010	HOLLOW BARS, STNLS STL, SMLS, CIRC CS NES NT C-RLD	KG	206,716	1,028,020
7304490040	OTH SS TB PS HP SMLS CIRC CS NT COLD-WRKD NT HLW B	KG	4,342	39,400
7304510000	OTH TB PS HLW PFL ALY STL NT SS SMLS CIRC CS CD-WK	KG	9,872	88,799
7304590000	OTH TB PS HP ALY STL NT SS SMLS CIRC CS NT CLD-WRK	KG	4,393	15,570
7304904000	OTH TBS PS HLW PFL SMLS NT CIRC CS IRN O NAL STL	KG	22,145	29,228
7304906000	OTH TBS PS HLW PFL SMLS NT CIRC CS ALLOY STEEL	KG	415	10,080
7305115000	LNPIPE FR OIL/GAS NSMLS CIRCS ALS LSAW ODO 406.4MM	KG	285,694	2,036,579
7305191000	LN PP IOS NA NT LNGTD WLD DIAM O 406.4MM CIRC CS	KG	87,456	97,210
7305203000	CSNG O/G DRL NT SMLS CIRC CS DIA O406.4MM IOS NA	KG	27,093	45,709
7305312000	TAPERED STL PIPES, TUBES LONG WLD FOR LIGHT POLES	KG	65,175	197,402
7305314000	TUBES, PIPES NESOI, LONGITUDNLY WELDED IRN/NAL STL	KG	50,428	266,366
7305316000	TUBES, PIPES NESOI LONGITUD WELDED OF ALLOY STEEL	KG	177,596	174,213
7305901000	OTH TUBES, PIPES NESOI RIVETED ETC NT WLD IR/NALST	KG	29,945	25,262
7305905000	OTH TUBES, PIPES NESOI RIVETED ETC NT WLD AL	KG	629,613	804,194
7306101000	LINE PIPE IRON OR NONALLOY STEEL NT SMLS NESOI	KG	2,262,337	1,375,437
7306105000	LINE PIPE ALLOY STEEL NOT SMLS NESOI	KG	18,653	26,276
7306201500	CASING OF IRON OR NONALLOY STEEL NT SMLS, NESOI	KG	20,196	26,379
7306202500	CASING OF ALLOY STEEL NOT SEAMLSS NESOI	KG	3,249	22,503
7306206000	TUBING OF IRON OR NONALLOY STEEL NT SMLS NESOI	KG	862,029	760,547
7306208000	TUBING OF ALLOY STEEL NOT SEAMLSS NESOI	KG	1,873,029	2,045,630
7306301000	OTH TUBES ETC NES CIRC WLD NAS WLS LSTH 1.65MM THK	KG	246,244	264,526
7306301550	PS TBS HPFLS IOS NA WLD CCS WALLS 1.65MM THK; ETC	KG	340,507	373,000
7306302000	OTH PS TB HPFLS I0S NAL WLD CCS GLV WLS 1.65MM,ETC	KG	85,774	86,678
7306304000	OTH PS TB HPFLS IOS NA WLD CIRC CS NT GALV, ETC.	KG	44,130	82,124
7306306000	OTH PS TB HPFL IOS NA WLD CCS,ETC,OD 114.4-406.4MM	KG	18,829	72,367
7306401000	OTH TUBES ETC WLD CIRCS STNLS STL WLS LT 1.65MM TH	KG	245,605	2,025,445
7306405000	OTH PS TB HPFLS WLD CIRC CS SSTL WLLS 1.65MM AO TH	KG	202,752	441,539
7306602500	OTH PS TB HP WLD NONCRC CS IRN A NONALLY STEEL	KG	437,616	157,354
7306606500	OTH PS TB HP WLD NONCRC CS ALLOY STEEL	KG	75,458	75,184
7306901000	OTH TUBES ETC, NESOI, OF IRON OR NONALLOY STEEL	KG	79,664	71,921
7306905000	OTH TUBES ETC, NESOI, OF ALLOY STEEL	KG	13,664	30,725
7307110030	FITTINGS, NONMALBLE CAST IRON FOR THREADED PIPE	KG	471,872	1,071,982
7307110045	FITTINGS NONMALBLE CAST-IRN FOR CST-IRON SOIL PIPE	KG	7,009	18,227
7307110060	CAST FITTINGS OF NONMALLEABLE CAST IRON NESOI	KG	210,024	808,044
7307193000	DUCTILE FITTINGS OF IRON OR STEEL, CAST	KG	269,613	1,070,829
7307199030	UNIONS, PIPE, OF IRON OR STEEL, CAST	KG	5,427,402	4,587,848
7307199090	OTHER CAST FITTINGS, NESOI, OF IRON OR STEEL	KG	1,082,519	1,707,146
7307210000	STAINLESS STEEL FLANGES	KG	3,227	111,578
7307221000	STAINLESS STEEL SLEEVES (PIPE COUPLINGS)	KG	15,308	203,690
7307225000	STAINLESS STEEL PIPE ELBOWS AND BENDS	KG	49,819	281,128
7307230000	STAINLESS STEEL TUBE OR PIPE BUTT WELDING FITTINGS	KG	4,674	70,589
7307290000	STAINLESS STEEL TUBE OR PIPE FITTINGS NESOI	KG	225,051	1,000,443
7307912000	FLANGES OF IRON OR NONALLOY STEEL	KG	67,684	330,353
7307914000	FLANGES OF ALLOY STEEL NOT STAINLESS	KG	15,044	108,559
7307923010	SLEEVES (PIPE COUPLINGS) OF IRON OR NONALLOY STEEL	KG	18,025	232,872
7307923030	SLEEVES (PIPE COUPLINGS), ALLOY STEEL EXC STAINLES	KG	82,909	1,493,095
7307929000	THREADED ELBOWS AND BENDS OF IOS (EXC SS CSTIR)	KG	547,172	1,465,569
7307931000	BUTT WELDING FITTINGS OF IRON OR NONALLOY STEEL	KG	4,103	19,501
7307932000	BUTT WELDING FITTINGS OF ALLOY STEEL NOT STAINLESS	KG	2,598	8,036
7307992000	OTHER FITTINGS NESOI OF IRON OR NONALLOY STEEL	KG	171,462	437,047
7307994000	OTHER FITTINGS NESOI OF ALLOY STEEL NOT STAINLESS	KG	82,627	282,838
7308100000	BRIDGES AND BRIDGE SECTIONS OF IRON OR STEEL	KG	227,869	548,941
7308200000	TOWERS AND LATTICE MASTS OF IRON OR STEEL	KG	289,062	1,315,303
7308300000	DRS, WNDWS A FRMS A THRSHLDS FR DRS, IRON OR STEEL	KG	2,644,499	7,834,055
7308400000	EQUIP SCAFFLDNG SHUTTRNG PROPPNG O PIT-PROPPNG IOS	KG	498,640	1,261,556
7308901000	CLMNS PLLRS PSTS BMS GRDRS A SMLR STCTRS, IRN O ST	KG	14,397,340	18,384,416
7308909030	SHEET-METAL ROOFNG SIDING FLRING ETC, IRON OR STEL	KG	1,396,258	3,262,301
7308909060	ARCHITECTURAL AND ORNAMENTAL WORK, IRON OR STEEL	KG	1,230,200	1,248,536
7308909090	STRUCTURES AND PARTS ETC NESOI IRON OR STEEL	KG	9,379,303	13,001,918

TABLE - 1 SHIPMENTS OF MERCHANDISE FROM THE UNITED STATES TO PUERTO RICO, BY COMMODITY:
FISCAL YEAR 2003

COMM CODE	DESCRIPTION	UNIT	QUANTITY	VALUE - $
7309000030	TANKS, IOS CAP OV 300L NT INS NT MCH THRML NF GAS	NO	738	1,998,585
7309000090	RESVRS VTS A SIM CNTNRS IOS CAP OV 300L NF GASES	NO	783	1,675,172
7310100010	EMPTY STL DRMS A BBLS CAP OVR 50L, UND 300 LTRS	NO	95,935	1,332,511
7310100050	TANKS CASKS CANS BOXES ETC NES IR/ST CAPAC 50-300L	X		3,680,047
7310210000	CANS TO BE SOLDERED/CRIMPED CLOSED IR/ST UN 50 LTR	NO	1,385,465	1,969,420
7310290000	TANKS CSKS DRMS CNS BXS ETC IOS NESOI UND 50 LTR	NO	153,543	898,874
7311000000	CONTNRS FR CMPRSSD O LQFD GAS OF IRON O STEEL	NO	1,376,615	3,455,899
7312102500	STRND WR IOS FTD W FTTNGS OR MD UP INTO ARTCLS	KG	3,616	88,686
7312103015	STRANDED WIRE FOR PRESTRESSNG CONCRETE IRN/ST EXSS	KG	29,522	44,905
7312103500	STRANDED WIRE OF IRON OR STEEL, NESOI	KG	2,666,315	2,194,975
7312105500	RPS CBL CRDG NT STRD WR IOS FTD/FTNGS O MD TO ARTC	KG	28,756	123,964
7312108500	RPS CBL CRDG NT STRD WR NESOI O IRN O STL	KG	658,404	982,924
7312900000	PLAITED BANDS, SLINGS ETC, IRON OR STEEL NESOI	KG	66,594	439,133
7313000000	BARBED WIRE AND TWISTED WIRE FOR FENCING, IRON/STL	KG	9,216,068	8,196,584
7314120000	ENDLESS BANDS OF STAINLESS STEEL	M2	58,275	58,590
7314130000	ENDLSS BNDS,WOVN IRON/STEEL WIRE CLTH,NT STAINLESS	M2	105,703	77,799
7314140000	OTHER PRODUCTS OF WOVEN STAINLESS STEEL CLOTH	M2	729,514	3,114,980
7314190000	OTH PRODCTS OF WVN IRN/STEEL WIRE CLTH,NT STAINLSS	M2	56,839	753,047
7314200000	GRILL NETTING FENCING WLD IR/ST WR 3MMCS 100CM2MSH	KG	249,437	319,437
7314310000	OTH GRLL NTTNG A FNCNG WLDD AT INTRSCT GALVNZED ST	KG	132,797	220,209
7314390000	OTH GRLL NTTNG A FNCNG WLDD AT INTRSCT IOS NT GLVN	KG	64,615	189,487
7314410000	OTH GRILL, NETTG FNCG IOS CTD/PL W ZN NESOI NT WLD	KG	5,815	18,287
7314420000	GRILL NETTING FENCING, PLASTIC COATED IOS WR NESOI	KG	51,355	147,675
7314490000	OTH GRILL, NTTNG OR FNCNG NESOI OF IRON OR STEEL	KG	83,597	150,898
7314500000	EXPANDED METAL, IRON OR STEEL	M2	6,334	37,438
7315110000	ROLLER CHAIN OF IRON OR STEEL	KG	9,505	140,967
7315120000	ARTCLTD LNK CHAIN NT RLLR CHAIN, IRON OR STEEL	KG	4,083	38,033
7315190000	PARTS OF ARTICULATED LINK CHAIN OF IRON OR STEEL	KG	63,827	491,005
7315200000	SKID CHAIN OF IRON OR STEEL	KG	12,752	48,351
7315810000	STUD LINK CHAIN OF IRON OR STEEL	KG	21,117	65,612
7315822000	WELDED LINK CHAIN OF ALLOY STEEL, NESOI	KG	1,994	19,690
7315890000	OTH CHAIN NT WLDD LNK NESOI IRON OR STEEL	KG	122,873	286,352
7315900000	PARTS OF IRN/STL CHAIN EXC ARTICULATED LINK CHAIN	KG	96,605	353,119
7316000000	ANCHORS, GRAPNELS AND PARTS THEREOF, OF IRON/STEEL	X		241,815
7317009000	NAILS A SMLR ART IOS EXCPT WTH HDS OF COPPER	KG	103,687	316,186
7318110000	COACH SCREWS, THREADED, OF IRON OR STEEL	KG	53,127	525,407
7318120000	OTHER WOOD SCREWS OF IRON OR STEEL, THREADED	KG	20,578	76,724
7318130000	SCREW HOOKS AND SCREW RINGS OF IRON OR STEEL	KG	167,427	1,695,673
7318140000	SELF-TAPPING SCREWS OF IRON OR STEEL	KG	67,128	632,732
7318152000	BOLTS W/WO THEIR NUTS O WSHRS, OF IRON OR STEEL	KG	652,549	1,780,300
7318155000	STUDS OF IRON OR STEEL, THREADED	KG	138,423	248,137
7318159000	THREADED FASTENERS NESOI OF IRON OR STEEL	KG	110,352	1,212,978
7318160000	NUTS OF IRON OR STEEL	KG	53,367	480,409
7318190000	THREADED ARTICLES OF IRON OR STEEL, NESOI	KG	30,467	1,464,624
7318210000	SPRING WASHERS AND OTH LOCK WASHERS, IRON OR STEEL	KG	2,628	166,108
7318220000	WASHERS OTHER THAN LOCK WASHERS, IRON OR STEEL	KG	12,263	217,656
7318230000	RIVETS OF IRON OR STEEL	KG	5,613	211,966
7318240000	COTTERS AND COTTER PINS, OF IRON OR STEEL	KG	20,196	130,684
7318290000	OTH NON-THREADED ARTICLES (FASTNRS) IRN/STL NESOI	KG	1,756,251	8,728,031
7319100000	SEWING, DARNING OR EMBROIDERY NEEDLES, IRON OR STL	X		48,008
7319200000	SAFETY PINS OF IRON OR STEEL	X		38,126
7319300000	PINS OF IRON OR STEEL NESOI	X		266,935
7319900000	KNITTING NEEDLES AND SIMILAR ARTICLES, IRN/STL NES	X		135,705
7320100000	LEAF SPRINGS AND LEAVES THEREFOR, OF IRON OR STEEL	KG	30,233	54,838
7320201000	HELICAL SPRINGS SUITBLE FR MOTOR-VEHCL SUSP IR/STL	KG	31,627	190,241
7320205000	HELICAL SPRINGS NT FR MOTOR-VEHCL SUSP IRON OR STL	KG	89,325	440,423
7320901000	HAIRSPRINGS OF IRON OR STEEL	KG	25,441	106,348
7320905030	SPRINGS OF IRON OR STEEL WIRE, NESOI	KG	237,708	481,658
7320905060	SPRINGS OF IRON OR STEEL, OTHER THAN OF WIRE NESOI	KG	40,324	747,838
7321111000	PORTBL COOKNG APPLNCS AND PLTE WMRS IOS FR GASFUEL	NO	3,299	61,938
7321115000	NONPORTBL COOKNG APPLNCS AND PLTE WMRS IOS FOR GAS	NO	2,442	720,176
7321120000	COOKNG APPLNCS AND PLT WRMRS, IRN/STL FOR LIQ FUEL	NO	1,266	48,062
7321130050	CKNG APPLNCS PLT WRMRS PTBL SLD FUEL,IRON OR STEEL	NO	90	29,624
7321130070	CKNG APPLNCS PLT WRMRS NONPTBL SLD FUEL, IRN O STL	NO	215	59,407
7321810000	NONELC DOM APPL NESOI IOS GAS OR GAS A OTH FUEL	NO	244	40,549
7321830000	NONELC DOM APPL NESOI IOS SOLID FUEL	NO	103	13,177
7321906050	PARTS IOS FOR NONELCTRC CKNG APPL A FOR PLT WRMRS	X		38,339
7321906080	PARTS IOS FOR NONELCTRC CKNG APPL, NESOI	X		666,992

TABLE - 1 SHIPMENTS OF MERCHANDISE FROM THE UNITED STATES TO PUERTO RICO, BY COMMODITY:
FISCAL YEAR 2003

COMM CODE	DESCRIPTION	UNIT	QUANTITY	VALUE - $
7322110000	RADIATORS FOR CENTRL HTNG AND PARTS, CAST IRON	X		14,911
7322190000	RADIATORS FOR CNTRL HTNG AND PARTS, IOS EXC CSTIRN	X		6,580
7322900000	AIR HTRS A HOT AIR DIST NT ELEC HTD WFAN, PRTS IOS	X		650,056
7323100000	IOS WOOL, SCOURING PADS, GLOVES ETC, IRON OR STEEL	KG	96,805	389,778
7323910000	TBL KTCHN OTH HH ARTCLS A PTS CST IRN NT ENMLD	X		193,838
7323920000	OTH TBL, KITCH, HSHLD ARTIC, ENAM CST IRN A PARTS	X		55,740
7323930010	STAINLESS STEEL COOKING AND KITCHENWARE	NO	53,348	841,364
7323930080	TBL KTCHN OTH HH ARTCLS A PTS NESOI OF STNLS STEEL	KG	19,061	225,054
7323940000	HH ARTCS A PTS NESOI ENMLD IRN NT CST STL NT STNLS	NO	8,012	76,315
7323990000	HH ARTCS/PTS NESOI NT ENMLD IRN NT CST STL NT STLS	X		192,167
7324100000	SINKS AND WASH BASINS OF STAINLESS STEEL	NO	129,971	6,137,688
7324210000	CAST IRON BATHS ENAMELED OR NOT	NO	929	205,709
7324290000	BATHS OF IRON OR STEEL, OTHER THAN CAST IRON	NO	11,553	873,888
7324900000	OTHER SANITARY WARE, INCLUDING PARTS, IRN/ST NESOI	X		2,120,594
7325100000	CAST ARTICLES NESOI OF NONMALLEABLE CAST IRON	KG	96,677	269,181
7325910000	GRINDING BALLS A SIM ARTIC FOR MILLS, CST, IOS NES	KG	1,361	6,026
7325990000	CAST ARTICLES OF IRON OR STEEL NESOI	KG	452,085	3,370,721
7326190000	OTH ARTIC IOS FRGD OR STMPD, NT FURTH WRKD, NESOI	KG	1,026,658	2,356,946
7326200000	ARTICLES OF IRON OR STEEL WIRE NESOI	X		3,628,013
7326901000	OTHER ARTICLES OF TINPLATE, NESOI (NOT HOUSEHOLD)	X		2,325,367
7326903500	CONTAINERS, PERSONAL, IRON OR STEEL	DOZ	507	14,327
7326906000	OTH ARTIC IOS, CTD OR PLTD W PREC METAL, NESOI	X		619,303
7326908505	RODS FOR ELECTRICAL GROUNDNG	KG	208,727	516,243
7326908530	HANGERS A SIM SUPPRTS FOR TUBES A PIPES, IRN/STEEL	KG	176,710	588,591
7326908560	LADDERS OF IRON OR STEEL	NO	4,224	147,118
7326908595	OTHER ARTICLES OF IRON OR STEEL NOT WIRE NESOI	KG	640,876	3,222,265
	COPPER AND ARTICLES THEREOF.....	TOTAL		23,161,921
7401100000	COPPER MATTES	CKG	54,736	248,976
7401200000	CEMENT COPPER (PRECIPITATED COPPER)	KG	13,868	20,800
7402000000	UNREFND CPPR; CPPR ANODS F ELCTROLTC REFINING	KG	18,746	56,346
7403110000	REFINED COPPER CATHODES AND SECTIONS OF CATHODES	KG	7,200	10,799
7403120000	REFINED COPPER WIRE BARS, UNWROUGHT	KG	264,363	504,153
7403210000	UNWROUGHT COPPER-ZINC BASED ALLOYS (BRASS)	KG	10,479	44,765
7403220000	UNWROUGHT COPPER-TIN BASED ALLOYS (BRONZE)	KG	826	6,136
7403290000	UNWROUGHT COPPER ALLOYS, NESOI	KG	3,354	33,687
7404000045	BRASS WASTE AND SCRAP OVER 0.3 PERCENT LEAD	KG	2,203	6,310
7404000062	WASTE AND SCRAP, BRASS, 0.3 PERCENT OR LESS LEAD	KG	10,490	17,307
7404000080	OTHER COPPER ALLOY WASTE AND SCRAP, NESOI	KG	8,165	10,097
7405000000	MASTER ALLOYS OF COPPER	KG	15,394	76,346
7406100000	COPPER POWDERS OF NON-LAMELLAR STRUCTURE	KG	4,546	15,000
7406200000	COPPER POWDERS OF LAMELLAR STRUCTURE; FLAKES	KG	56,328	167,738
7407100000	BARS, RODS AND PROFILES OF REFINED COPPER	KG	2,153	20,125
7407210000	BARS, RODS AND PROFILES OF BRASS (CU-ZN BASE ALYS)	KG	20,725	83,955
7407290000	BARS RODS PROFILES OF OTHER COPPER ALLOYS, NESOI	KG	26,007	118,433
7408113000	REF CU WIRE, MX CRS SCTN DIM OV 9.5MM	KG	12,167	94,262
7408116000	RF CU WIRE, MAX CRSS-SCTNL DIMEN OV 6MM TO 9.5MM	KG	17,586	133,036
7408190000	REF CU WIRE W MAX CRS-SCTN UNDER 6 MM	KG	40,604	278,629
7408210000	WIRE OF COPPER-ZINC BASE ALLOYS (BRASS)	KG	10,263	105,290
7408220000	WIRE OF CUPRO-NICKEL OR NICKEL-SILVER BASE ALLOYS	KG	16,043	183,737
7408290000	WIRE OF OTHER COPPER ALLOYS, NESOI	KG	54,770	245,746
7409190000	PLATES SHEETS STRP REFIND COPPR OV.15MM TH NT COIL	KG	941	32,692
7409210000	PLATES SHEETS STRIP OF BRASS OV.15MM THCK IN COILS	KG	55,040	659,695
7409290000	PLATES SHEETS STRIP OF BRASS OV.15MM THCK NT COILS	KG	1,796	28,625
7409390000	PLATES SHEETS STRIP, BRONZE OV .15MM TH NT COILS	KG	19,358	59,021
7409400000	PL SH STR OF CUPRO-NCKL OR NICKEL SILVER	KG	1,181	27,801
7409900000	PLATES SHEETS STRIP OTH COPPER ALLOYS OV .15MM THK	KG	3,291	28,262
7410110000	COPPER FOIL, NOT BACKED, OF REFINED COPPER	KG	42	6,820
7410213000	COPPER CLAD LAMINATES	M2	3,274	2,587
7411101000	TUBES AND PIPES OF REFINED COPPER, SEAMLESS	KG	99,614	320,361
7411105000	TUBES AND PIPES OF REFINED COPPER EXC SEAMLESS	KG	152,343	146,703
7411211000	TUBES AND PIPES OF BRASS, SEAMLESS	KG	1,760	17,311
7411215000	TUBES AND PIPES OF BRASS, EXCEPT SEAMLESS	KG	94,395	397,696
7411291000	PIPES AND TUBES OF COPPER ALLOYS, NESOI, SEAMLESS	KG	2,198,839	10,603,910
7411295000	PIPES AND TUBES OF COPPER ALLOY NESOI NOT SEAMLESS	KG	53,570	121,295
7412100000	FITTINGS, PIPE AND TUBE OF REFINED COPPER	KG	8,498	87,734
7412200000	COPPER ALLOY TUBE OR PIPE FITTINGS	KG	252,447	1,073,980

TABLE - 1 SHIPMENTS OF MERCHANDISE FROM THE UNITED STATES TO PUERTO RICO, BY COMMODITY:
FISCAL YEAR 2003

COMM CODE	DESCRIPTION	UNIT	QUANTITY	VALUE - $
7413001000	STR WIRE CU NT INS NT FTD W FTGS A NT MD INTO ARTL	KG	85,446	488,758
7413005000	CABLE, ETC NESOI OF CU NT INS NT MD INTO ARTCLS	KG	390,313	1,509,278
7413009000	STR W ETC OF CU NT INS; W FTTGS OR MDE INTO ARTCLS	KG	8,478	90,805
7414200000	CLOTH OF COPPER WIRE	KG	37,864	238,587
7414900000	OTH CU WIRE CLTH GRLL & NTTNG; EXPANDED MTL OF CU	KG	43,781	166,656
7415100000	CU NLS TCKS DRW PNS STAPLES A SIM ART OR W CU HDS	KG	21,922	51,942
7415210000	COPPER WASHERS INCLUDING SPRING WASHERS NOT THREAD	KG	88	19,625
7415290000	CU SCRWS NTS BLTS RVTS OTH FSTNRS NOT THREADED	KG	27,829	829,228
7415330500	THREADED COPPER SCREWS FOR WOOD	KG	47	36,480
7415338550	OTHER COPPER SCREWS (NOT FOR WOOD) BOLTS AND NUTS	KG	4,121	74,213
7415390000	OTHER THREADED FASTENERS NESOI OF COPPER	KG	581	37,559
7416000000	COPPER SPRINGS	KG	18,936	110,911
7417000000	COOKNG A HEATNG AP DOMST N-ELCTRC A PTS THF COPPER	KG	2,692	50,941
7418110000	COPPER POT SCOURERS,SCOURING/POLISHING PADS, ETC.	KG	4,141	21,685
7418190000	OTHR COPPER TABLE,KITCHEN & HOUSEHOLD WARE & PARTS	KG	4,405	17,831
7418200000	SANITARY WARE AND PARTS THEREOF, OF COPPER	KG	9,996	42,251
7419100000	COPPER CHAIN AND PARTS THEREOF	KG	716	5,010
7419910010	BRS PLMBG GDS NESOI CST STMPD FRGD NT FRTHR WORKED	KG	86,717	374,870
7419910050	ART CU NESOI CST STMPD MLD FRGD NT FRTHR WORKED	KG	61,082	808,491
7419995010	BRASS PLUMBING GOODS NESOI	KG	152,825	798,447
7419995500	OTHER ARTICLES OF COPPER, NESOI	KG	124,003	1,292,187
	NICKEL AND ARTICLES THEREOF.....	TOTAL	255,022	6,621,626
7504000010	NICKEL POWDERS	KG	20,144	100,000
7504000050	NICKEL FLAKES	KG	1,065	2,535
7505120000	BARS, RODS AND PROFILES OF NICKEL ALLOYS	KG	131,358	847,699
7505210000	WIRE OF NICKEL, NOT ALLOYED	KG	1,545	35,836
7505220000	WIRE OF NICKEL ALLOYS	KG	43,841	4,912,867
7506101500	PLATES, SHEETS AND STRIP OF NICKEL, NOT ALLOYED	KG	15,041	24,070
7506105000	FOIL OF NICKEL, NOT ALLOYED	KG	9,211	41,242
7506201500	PLATES, SHEETS AND STRIP OF NICKEL ALLOYS	KG	11,759	155,058
7506205000	FOIL, NICKEL ALLOY	KG	240	3,439
7507120000	PIPES AND TUBES OF NICKEL ALLOYS	KG	193	19,650
7507200000	TUBE OR PIPE FITTINGS OF NICKEL	KG	206	13,245
7508900000	OTHER ARTICLES OF NICKEL, NESOI	KG	20,419	465,985
	ALUMINUM AND ARTICLES THEREOF.....	TOTAL		77,258,386
7601100000	UNWROUGHT ALUMINUM, NOT ALLOYED	KG	325,707	841,479
7601209045	OTH UNW AL ALLOY OF UNIFM C-S THRU IT LNTH NT COIL	KG	4,126	10,189
7601209500	OTHER UNWROUGHT ALUMINUM ALLOYS, NESOI	KG	25,484	134,357
7602000030	ALUMINUM USED BEVERAGE CONTAINER SCRAP	KG	107,789	232,820
7602000090	AL WASTE AND SCRAP OTHER THAN USED BEV CONT SCRAP	KG	482,503	499,550
7603100000	ALUMINUM POWDERS OF NON-LAMELLAR STRUCTURE	KG	26,412	158,962
7603200000	ALUMINUM POWDERS OF LAMELLAR STRUCTURE, FLAKES	KG	1,669	14,009
7604101000	ALUMINUM PROFILES NOT ALLOYED	KG	1,455,637	3,435,294
7604103050	AL BAR, ROD, NT ALOY RND C-S OTSD DIA OF 10MM OR M	KG	1,344,971	5,404,980
7604210000	ALUMINUM ALLOY HOLLOW PROFILES	KG	37,412	435,722
7604291000	ALUMINUM ALLOY PROFILES NOT HOLLOW	KG	181,731	824,385
7604293010	AL ALY BR-RD HA RD C-S WI OTSI DIA OF LES TH 10MM	KG	21,301	40,841
7604293050	AL ALY BR-RD HA RD C-S WI OTSI DIA OF 10MM OR MORE	KG	800	7,472
7604295030	ALM AL BR RDS NT R CRS MX DM UN 10MM	KG	10,661	40,398
7605110030	AL WIR NT ALY OF WHI TH MAX C-S DIM EXCEEDS 9.5MM	KG	4,211	26,794
7605110090	AL WIR NT ALY OF WHI TH MAX C-S DIM IS 7-9.5MM	KG	15,621	31,079
7605190000	AL WIR NT ALY OF WHI TH MAX C-S DIM IS 7MM OR LESS	KG	2,297	12,315
7605210030	AL WIR ALLOY OF WHI TH MAX C-S DIM EXCEEDS 9.5MM	KG	58	3,310
7605290000	AL WIR NT ALY OF WHI TH MAX C-S DIM IS 7MM OR LSS	KG	34,225	118,793
7606113030	ALUM PLT SHT STRP REC/SQ NAL NT CLD OV 6.3MM THCK	KG	285,257	807,074
7606113060	ALUM PLT SHT STRP REC/SQ NAL NT CL OV.2-6.3MM THK	KG	27,028	107,013
7606116000	ALUM PLT SHT STRP REC O SQR NT ALY CLAD OV .2MM TH	KG	13,891	233,635
7606123030	ALUM PLT SHT STRP REC O SQR ALY NT CL OV 6.3MM THK	KG	1,513,301	3,188,837
7606123070	PLTS SHT STRP ALUM ALYS RECT/SQR NCLD OV.2-6.3MM T	KG	67,073	104,204
7606126000	AL PLA SHE A STR REC IN SQ ALLOY CLAD OV 0.2MM THK	KG	18,917	80,978
7606910010	CIRCLES A DISCS, ALUM NT ALLOYED OV 6.3MM THICK	KG	23,313	149,506
7606910050	OTH PLATES, SHTS A STRP ALUM NT ALY OV 6.3MM THCK	KG	11,071	45,025
7606910090	OTH NONRECT PLTS SHTS A STRP ALUM NT ALY 6.3MMOL T	KG	223,768	271,246
7606920010	CIRCLES AND DISCS OF ALUMINUM ALLOYS OV 6.3MM THCK	KG	153	10,000

TABLE - 1 SHIPMENTS OF MERCHANDISE FROM THE UNITED STATES TO PUERTO RICO, BY COMMODITY:
FISCAL YEAR 2003

COMM CODE	DESCRIPTION	UNIT	QUANTITY	VALUE - $
7606920050	OTH NONRECT PLTS SHTS STRP ALUM ALYS OV 6.3MM THCK	KG	51,635	159,738
7606920070	CIRCLES A DISCS ALUM ALYS 6.3MM OR LS THICK	KG	144	11,000
7606920090	OTH NONRECT PLTS SHTS STRP ALUM ALYS 6.3MM O LS TH	KG	17,553	45,152
7607113000	AL FOIL NT BKD RLD NT OV 0.01MM THK	KG	129,739	725,948
7607116000	AL FL NT BCKD ETC OV 0.01MM BT NT OV 0.15 THCK	KG	2,455,336	6,372,938
7607119000	ALUM FOIL NT BCKD NT OV 0.2MM THK NESOI	KG	344,441	1,677,313
7607190000	ALUMINUM FOIL NOT BACKED NOT OVR .2MM THCK, WORKED	KG	374,467	1,157,552
7607200000	ALUMINUM FOIL NOT OVER 0.2MM THICK, BACKED	KG	425,512	2,757,878
7608100030	ALUM TUBES AND PIPES NOT ALLOY SEAMLESS	KG	14,132	153,054
7608100090	AL TBS A PPS EXC SMLSS NT ALLOYED	KG	548,949	2,034,986
7608200030	TUBES AND PIPES, ALUMINUM ALLOY, SEAMLESS	KG	2,227	7,010
7608200090	TUBES AND PIPES ALUM AL EXCPT SEAMLESS	KG	21,154	69,442
7609000000	ALU TUB OR PIP FIT (COUPLINGS ELBOWS SLEEVES)	KG	56,745	336,082
7610100000	ALU DOR WIN AND THEIR FRA AND THRES FOR DOORS	KG	1,160,532	4,029,494
7610900020	OT AL SHT-MET ROOF SID FLR AND RF GUT A DRA EQUP	KG	685,438	1,197,611
7610900040	OTHER ALUMINUM-ARCHITECTURAL AND ORNAMENTAL WORK	KG	195,027	904,352
7610900050	OTH ALUM STRCTRS A PRTS; AL PLTS TBS ETC FOR STRTR	KG	1,218,858	4,918,052
7611000030	ALUMINUM TANKS W CPCTY EXCEEDING 300 LITERS	NO	23	378,869
7611000090	ALUMINUM CONTAINERS, NESOI CAP OV 300 LITERS	NO	612	358,204
7612100000	ALUMINUM COLLAPSIBLE TUBULAR CONTAINERS NT OV 300L	NO	408,024	47,651
7612901030	ALUM CANS OF A CAPACITY NT EXCDG 355 ML	NO	12,036,230	4,924,239
7612901060	OT AL CN OF A CP EX 355ML BU LS TH 3.8 LITERS	NO	1,088,981	691,449
7612909000	OTHER ALUMINUM CONTAINERS CAPACITY 3.8-300 LITERS	NO	31,923	59,159
7613000000	ALUMINUM CONTAINERS FOR COMPRESSED OR LIQUEFID GAS	NO	700	66,283
7614100000	STRANDED WIRE ETC OF ALUMINUM WITH STEEL CORE	KG	1,404,222	6,817,214
7614901000	STR WIRE ETC W/O ST CR NT FTD W FTGS NT MD INT ART	KG	61,856	210,843
7614905000	STR WIRE ETC W/O ST CR FTTD OR MADE INT ARTCLS	KG	25,295	111,446
7615110000	ALUM POT SCOURS, SCOURNG/POLISHNG PADS/GLOVES, ETC	KG	435	16,378
7615192000	ALUM CKG KTCHWR CST NT SCOURRS/PLSHNG PDS, AND PTS	NO	58,137	351,017
7615194000	ALUM CKNG KTCHNWR NT CAST NT SCOURRS/POL PDS,& PTS	NO	117,443	846,051
7615199000	ALUM TBLE KTCHN OTH HSHOLD ARTCLS AND PTS THEREOF	KG	72,331	304,809
7615200000	ALUMINUM SANITARY WARE AND PARTS THEREOF	KG	36,261	188,839
7616101000	ALUM NAILS TACKS STAPLES NT 8305	KG	24,621	17,612
7616103000	ALUMINUM RIVETS	KG	144,413	837,328
7616105000	ALUMINUM COTTERS AND COTTER PINS	KG	38,059	79,200
7616106000	THREADED FASTENERS OF ALUMINUM	KG	28,731	133,487
7616108000	ALUMINUM COTTRS, COTTR-PNS, WASHRS A SIMLR ARTICLS	KG	7,177,164	5,752,724
7616910000	CLOTH, GRILL, NETTING AND FENCING OF ALUMINUM WIRE	KG	206,551	1,012,214
7616995030	ALUMINUM LADDERS	NO	12,717	1,071,165
7616995040	ALUMINUM VENETIAN BLINDS AND PARTS THEREOF	X		76,762
7616995050	ALUMINUM HANGERS AND SUPPORTS FOR PIPES AND TUBES	KG	131,161	520,554
7616995060	ALUMINUM CASTINGS	KG	354,724	2,938,306
7616995070	ALUMINUM FORGINGS	KG	18,235	379,783
7616995080	ARTICLES OF ALUMINUM WIRE NESOI	KG	71,480	235,086
7616995095	ARTICLES OF ALUMINUM NESOI	KG	901,126	5,003,845
	LEAD AND ARTICLES THEREOF.....	TOTAL	1,577,710	1,281,563
7801100000	REFINED LEAD, UNWROUGHT	KG	1,652	19,385
7801910000	LEAD UNWR CNTG X WGT ANTMNY AS MAIN OTHR ELEMNT	KG	29,482	20,430
7801999030	LEAD ALLOYS, UNWROUGHT	KG	15,147	18,076
7801999050	UNWROUGHT LEAD, NESOI, NOT ALLOYED	KG	29,631	21,945
7802000060	LEAD WASTE OTH THAN OBTAINED FRM LEAD-ACID STG BAT	KG	1,364,615	582,078
7803000000	LEAD BARS RODS PROFILES AND WIRE	KG	43,978	76,155
7804110000	LEAD SHEET, STRIP A FOIL NT OVR 0.2 MM THICK	KG	3,433	9,238
7804190000	LEAD PL SH STR FL OVR 0.2 MM THICK	KG	70,070	450,355
7806000000	OTHER ARTICLES OF LEAD, NESOI	KG	19,702	83,901
	ZINC AND ARTICLES THEREOF.....	TOTAL	171,642	4,876,254
7901200000	ZINC ALLOYS, UNWROUGHT	KG	4,412	31,171
7902000000	ZINC WASTE AND SCRAP	KG	20,367	23,113
7903100000	ZINC DUST	KG	7,197	18,476
7903900000	ZINC POWDERS AND FLAKES	KG	12,161	34,902
7904000000	ZINC BARS, RODS, PROFILES AND WIRE	KG	12,154	37,383
7905000000	ZINC PLATES, SHEET, STRIP AND FOIL	KG	1,656	12,546
7906000000	ZINC TUBES, PIPES AND TUBE OR PIPE FITTINGS	KG	16,356	132,394
7907001000	ZNC ARTS HH TBL KTCHN INCL TLT A SANI WR	KG	11,494	18,989

TABLE - 1 SHIPMENTS OF MERCHANDISE FROM THE UNITED STATES TO PUERTO RICO, BY COMMODITY:
FISCAL YEAR 2003

COMM CODE	DESCRIPTION	UNIT	QUANTITY	VALUE - $
7907006000	ZINC ARTICLES, NESOI	KG	85,845	4,567,280
	TIN AND ARTICLES THEREOF.....	TOTAL		1,709,613
8001100000	TIN, UNWROUGHT, NOT ALLOYED	KG	518	3,200
8001200000	UNWROUGHT TIN ALLOYS	KG	856	6,930
8003000000	TIN BARS, RODS, PROFILES AND WIRE	KG	42,823	166,099
8004000000	TIN PLATES, SHEET AND STRIP OVER 0.2 MM THICK	KG	650,795	1,315,144
8006000000	TIN TUBES AND PIPES INCLDG PIPE A TUBE FITTINGS	KG	1,505	12,480
8007000000	OTHER ARTICLES OF TIN, NESOI	X		205,760
	OTHER BASE METALS;CERMETS; ARTICLES THEREOF.....	TOTAL	471,654	6,942,202
8101100000	TUNGSTEN (WOLFRAM) POWDERS	KG	14,936	195,262
8101960000	TUNGSTEN WIRE	KG	34,691	2,162,934
8101990000	TUNGSTEN, WROUGHT, NESOI	KG	114	9,360
8102960000	MOLYBDENUM WIRE	KG	65	9,020
8102990000	MOLYBDENUM, WROUGHT	KG	1,436	35,655
8103900000	TANTALUM, WROUGHT	KG	11	17,964
8104110000	UNWRGHT MAGSIUM CONT 99.8 PCT BY WGHT OF MAGSIUM	KG	16,899	25,000
8104190000	MAGNESIUM, OTHER, NESOI, UNWROUGHT	KG	175,326	598,682
8104300000	MAGNSM RSPGS, TRNGS A GRNLS, GRD TO SZ; PWDRS	KG	1,982	12,596
8104900000	MAGNESIUM, WROUGHT	KG	29,175	412,126
8105900000	COBALT, WROUGHT, AND ARTICLES THEREOF	KG	29,059	872,942
8106000000	BISMUTH AN ARTLS, INCLD WASTE AND SCRAP	KG	2,100	177,055
8108200045	BILLETS, TITANIUM	KG	1,668	33,841
8108200090	OTHER UNWROUGHT TITANIUM; TITANIUM POWDERS	KG	1,350	28,500
8108906030	TITANIUM BARS, RODS, PROFILES AND WIRE	KG	40,187	1,011,978
8108908000	OTHER WROUGHT TITANIUM, NESOI	KG	9,755	532,470
8109900000	ZIRCONIUM AND ARTICLES THEREOF NESOI	KG	1	5,376
8111000000	MANGANESE AND ARTCLES THEREOF, INC WASTE AND SCRAP	KG	145	4,016
8112920500	BASE METALS, WASTE AND SCRAP; NESOI	KG	445	69,733
8112920650	BASE METALS, POWDERS, NESOI	KG	3,948	195,242
8112990002	BASE METALS AND ARTICLES THEREOF, NESOI	KG	48,935	394,939
8112990100	BASE METALS AND ARTICLES THEREOF, NESOI	KG	51,294	117,511
8113000000	CERMETS A ARTCLS,THROF INCL WASTE A SCRAP	KG	8,132	20,000
	TOOLS, IMPLEMENTS,CUTLERY, SPOONS AND FORKS, OF BASE METAL; PARTS THEREOF OF BASE METAL.....	TOTAL		39,799,194
8201100000	SPADES AND SHOVELS AND PARTS THEREOF OF BASE METAL	X		226,611
8201300000	MATTOCKS,PICKS,HOES AND RAKES,A PTS, OF BSE MTL	X		276,945
8201400000	AXS BL HKS SMLR HWNG TLS A PRTS, BS MTL	X		30,450
8201500000	ONE-HND SCTRS A SMLR ONE-HND PRNRS/SHRS INC PLTRY	X		18,108
8201600000	HDGE SHRS, 2-HND SHEARS A PTS	X		16,605
8201900000	OTH HNDTLS FR AGRIC,FRSTRY A PRTS, BS MTL	X		340,091
8202100000	HANDSAWS AND PARTS EXCEPT BLADES, BASE METAL	X		27,640
8202200030	METAL CUTTING BANDSAW BLADES OF BASE METAL	X		79,265
8202200060	BANDSAW BLADES EXC MTL CTTING, PARTS, BASE METAL	X		455,800
8202310001	CIRC SAW BLDS BSE MTL W WRKNG PT OF STEEL	X		45,628
8202390000	CIRC SAW BLADES,BSE MTL,WRKNG PT OTH THN STL,PRTS	X		155,501
8202400000	CHN SW BLDS (LNGTHS O CT TO SZ) A PTS, BS MTL	X		33,905
8202910000	STRAIGHT SAW BLADES FOR WORKING METAL, BASE METAL	X		15,083
8202990000	OTHER SAW BLADES AND PARTS, BASE METAL	X		293,026
8203100000	FILES, RASPS AND SIMILAR TOOLS, OF BASE METAL	DOZ	5,621	101,158
8203202000	TWEEZERS BASE METAL	X		81,070
8203205000	PLIERS OF BASE METAL	X		267,709
8203206060	PNCRS A SMLR TLS EX PLRS O TWZRS, BS MTL	X		145,122
8203208000	PTS FR PLRS (NT SJ) PNCRS A SMLR BMTL	X		242,605
8203300000	METAL CUTTING SHEARS AND SIMILAR TOOLS, AND PARTS	X		777,238
8203400000	PP CTTRS BLT CTTRS PERFT PNCHS SMLR A PTS, BS MTL	X		152,352
8204110030	OPN-END,BX A COMB OPN-END A BX WRNCHES, BMTL	NO	10,450	110,650
8204110060	HND-OP SPNRS A WRNCHES NONADJ,PTS,BMTL,OTHER	X		494,084
8204120000	HND-OP SPNRS A WRNCHES ADJUSTBLE,PTS,BS MTL	X		21,614
8204200000	SCKT WRNCHS W/WO HNDLS,DRVS,A EXTNSNS,PTS, BS MTL	X		596,425
8205100000	DRILLING, THREADING OR TAPPING TOOLS A PTS, BS MTL	X		544,572

TABLE - 1 SHIPMENTS OF MERCHANDISE FROM THE UNITED STATES TO PUERTO RICO, BY COMMODITY:
FISCAL YEAR 2003

COMM CODE	DESCRIPTION	UNIT	QUANTITY	VALUE - $
8205200000	HAMMERS A SLEDGE HAMMERS A PARTS, BASE METAL	X		465,470
8205300000	PLNS CHSLS A SMLR CTTNG TLS FR WDWRKNG,PTS,BS MTL	X		983,398
8205400000	SCREWDRIVERS,AND PARTS THEREOF, BASE METAL	X		80,549
8205510000	HOUSEHOLD TOOLS AND PARTS THEREOF, BASE METAL	X		1,014,860
8205591000	PIPE TOOLS AND PARTS THEREOF, BASE METAL	X		59,221
8205592000	POWDER-ACTUATED HANDTOOLS AND PARTS, BASE METAL	X		1,255,184
8205599000	HANDTOOL INCL GLASS CUTTER & PARTS BASEMETAL NESOI	X		2,945,460
8205600000	BLOW TORCHES A SMLR SELF-CNTND TORCHES, PARTS	X		38,758
8205700010	VISES OF BASE METAL	NO	2,771	13,854
8205700090	CLAMPS AND SIMILAR HANDTOOLS, NOT VISES, AND PARTS	X		492,262
8205800000	ANVS,PFRGS,HD/PD-OP GRND WHLS W/FRMWRK;BM PTS THOF	X		5,003
8205900000	SETS OF ARTS OF 2 OR MORE OF FORGO SBHDNG HND TLS	PCS	142,620	296,052
8206000000	TOOLS OF 2 OM OF HDG 8202-8205, STS FR RTAIL SALE	PCS	76,340	339,640
8207130000	RCK DRLNG EARTH BORNG TLS WRKNG PT CERMETS, & PTS	X		303,424
8207191030	PERCSN RCK DRLL BTS CORE BTS REAMRS,BS MTL, & PRTS	NO	3,708	97,570
8207192030	ROTRY DRLL BTS, CORE BTS REAMRS, BSE METL, AND PTS	NO	765	36,429
8207195030	ROCK DRILLNG/EARTH BORNG TOOLS,BSE MTL,NESOI,PTS	X		691,874
8207200000	DIES DRW O EXTR MTL A PTS THRF	X		743,358
8207303000	PRSG STMPG PNCH TLS STBL F CTG MTL A PT	X		2,094,876
8207306030	STMPG DIES A PTS NT SUTBL F CTG MTL	X		2,670,857
8207306060	DIES MTL FORMG A THRD ROLLG A PTS	X		489,611
8207306090	TLS PR ST PU NESOI NT MTL CTG	X		2,437,335
8207400000	TOOLS FOR TAPPING OR THREADING, PTS, OF BS MTL	X		746,382
8207502030	MASONRY DRILLS W CUTTING PART OF SPEC METAL CNTNTS	X		43,468
8207502045	BRAD PT TWIST DRLS W CUTTNG PART OF SPEC METAL CNT	NO	1,919	4,590
8207502055	OTHER TWIST DRLS W CUTTING PART OF SPEC METAL CNT	NO	440	23,637
8207502070	WOODWRKNG TLS FOR DRLLNG W CUTTNG PART OF SPEC MTL	NO	1,809	13,563
8207502080	OTH DRILLNG TOOLS W CUTTING PART OF SPEC METAL CNT	NO	21,226	92,559
8207504030	TWIST DRLLS FOR HND O MCH TLS STBLE FOR CTTNG METL	NO	7,853	27,126
8207504060	INTCHBL DRLLNG TLS FOR HND O MCH TLS, METL-CUTTING	X		271,997
8207506000	HNDTLS FOR DRILLNG, NT FOR RCK O CUT METL PTS THRF	X		84,785
8207508000	TOOLS FOR DRILLING, NESOI, AND PARTS THEREOF	X		257,674
8207600030	BROACHES	NO	37	17,988
8207600060	OTHR BORING TOOLS NESOI AND PARTS THROF	NO	523	83,636
8207701000	END MILLING CUTTERS OF BASE METAL	X		136,367
8207705000	INTRCHG TLS F HNDTLS F MLLNG NESOI, PTS F ALL B MT	X		191,273
8207800000	INTRCHG TLS F HNDTLS F TURNING, BS MTL	X		66,185
8207901500	FILES A RASPS INC RTRY INTRCHNGBLE, AND PARTS	X		330,305
8207907540	ROUTER BITS	X		179,496
8207907550	CUTTERHEADS FOR WOODWORKNG, WITH INTRCHNGBLE TOOLS	X		50,829
8207907570	INTRCHBL TLS FOR HND O MCH TLS, BASE MTL PRTS THRF	X		2,668,415
8208100000	KNVS A CTTNG BLDS F MTL WRKNG A PRTS	X		117,428
8208200000	KNVS A CTTNG BLDS F WOOD WRKNG A PRTS	X		19,717
8208300000	KNS A CTTNG BLDS F KTCHN APPLN O FD IND MACH A PTS	X		72,109
8208400000	KNVS A CTTNG BLDS F AGRIC O FRSTRY MACH, A PTS	X		32,000
8208900000	OTH KNVS A CTTNG BLDS F MACH OR MECH EQP, PTS B MT	X		283,090
8209000030	PLTS STCKS TPS ETC FOR TOOLS UNMNTD OF SNTRD CRBDS	KG	87,012	448,784
8209000060	PLATES STCKS TIPS ETC FOR TOOLS UNMNTD OF CERMETS	KG	320	771,573
8210000000	HND-OP MECH APPL 10KG OR LSS,FD/DRK PRP/CON/SRV PT	X		344,618
8211100000	STS ASSTD KNVS, BLDS A BM PTS, NT KNVS OF 8208	PCS	321	3,063
8211920001	OTHER KNIVES HAVING FIXED BLADES	X		243,071
8211930001	KNIVES HAVING OTHER THAN FIXED BLADES	NO	1,394	15,014
8211940000	BLADES FOR KNIVES	NO	28,346	122,543
8211950000	HANDLES BS MTL FR KNIVES WTH CUTTNG BLADES NT 8208	X		15,243
8212100000	RAZORS	NO	14,391,910	7,028,284
8212200000	SAFETY RAZOR BLADES AND BLADE BLANKS IN STRIPS	NO	13,719,282	300,038
8213000000	SCSSRS,TLRS A SMLR SHRS, BLDS A OTH BS MTL PTS	NO	117,123	458,323
8214100000	PPR KNVS LTR OPNRS ERSNG KNVS PNCL SHPNRS, BM PTS	NO	10,324	27,138
8214200000	MNCR OR PDCR STS A INSTMNTS INC NL FLS A PTS	X		361,402
8214900000	OTHER ARTICLES OF CUTLERY NESOI A BASE METAL PARTS	NO	46,205	326,389
8215100000	STS ASSTD TBLWR AT LST 1 PREC MTL PLTD, BM PARTS	PCS	615	13,384
8215200000	SETS ASSRTD TBLWR NOT PREC MTL, INC BS MTL PRTS	PCS	32,980	44,244
8215910000	SPNS FRKS LDLS ETC, BS MTL PTS, PRC MTL PLTD,NT ST	X		21,485
8215990000	SPNS FRKS LDLS ETC,BS MTL PTS,NT PRC MTL PLT,NT ST	X		335,677
	MISCELLANEOUS ARTICLES OF BASE METAL.....	TOTAL		61,747,754

TABLE - 1 SHIPMENTS OF MERCHANDISE FROM THE UNITED STATES TO PUERTO RICO, BY COMMODITY:
FISCAL YEAR 2003

COMM CODE	DESCRIPTION	UNIT	QUANTITY	VALUE - $
8301100000	PADLOCKS OF BASE METAL	DOZ	6,875	514,621
8301200000	LOCKS OF A KIND USED ON MOTOR VEHICLES, BASE METAL	KG	8,884	108,325
8301300000	BASE METAL LOCKS OF A KIND USED FOR FURNITURE	KG	3,414	162,955
8301403000	LUGGAGE LOCKS, BASE METAL	DOZ	20,953	76,353
8301406030	DOOR LOCKS, LOCKSETS AND OTH BS MTL LOCKS FR DOORS	KG	106,872	841,069
8301406060	OTHER LOCKS OF BASE METAL, NESOI	KG	124,335	2,110,267
8301500000	CLASPS AND FRAMES W CLASPS, INC LOCKS, BASE METAL	KG	1,835	6,822
8301600000	PARTS OF LOCKS, BASE METAL	KG	9,751	211,337
8301700000	KEYS PRESENTED SEPARATELY	KG	9,817	176,942
8302103000	HINGES AND PARTS FOR MOTR VEHCLS IR/ST, ALUM, ZINC	KG	71,264	372,136
8302104030	HINGES AND PARTS, BASE METAL, FOR DOORS	KG	3,028	69,701
8302104060	HINGES AND PARTS, BASE METAL, FOR FURNTR A CABINTS	KG	120,180	446,878
8302104090	OTHER HINGES AND PARTS THEREOF OF BASE METAL NESOI	KG	189,569	1,355,083
8302200000	CASTORS, AND PARTS THEREOF, OF BASE METAL	KG	17,383	177,094
8302300000	OTH BS METL MOUNTNGS FTTNGS ETC FOR MOTOR VEHICLES	KG	410,322	2,664,404
8302413000	DOOR CLSRS (EXC ATMTC) A PTS, BS MTL, FOR BUILDING	KG	42,638	373,764
8302418035	OTH BASE METL MOUNTNGS FTTNGS ETC FOR DOORS	KG	101,094	574,578
8302418055	OTH BASE METL MNTNGS FTTNGS ETC	KG	85,583	299,158
8302418075	OTH BS METL MNTNGS FTTNGS ETC FOR BUILDINGS, NESOI	KG	235,043	736,416
8302420000	OTH BASE METL MOUNTNGS FTTNGS ETC FOR FURNITURE	KG	349,804	2,231,823
8302494500	OTH BS METL MNTNGS, FTTNGS ETC FOR VEHICLES	KG	23,239	1,102,377
8302497500	OTHER BASE METAL MOUNTINGS, FITTINGS ETC, NESOI	KG	92,822	590,645
8302500000	HAT-RACKS HAT PEGS BRCKTS ETC PARTS, BASE METAL	KG	236,092	1,152,186
8302600000	BASE METAL AUTOMATIC DOOR CLOSERS AND PARTS	KG	95,460	904,508
8303000000	SAFES, CASH OR DEED BOXES ETC A PRTS, BASE METAL	KG	553,102	2,394,796
8304000000	OFFICE AND DESK EQUIP A PRTS, OF BASE METAL	KG	94,652	453,620
8305100000	BASE METAL FITTINGS FOR LOOSELEAF BINDERS OR FILES	KG	57,134	890,031
8305200000	STAPLES IN STRIPS, OF BASE METAL	KG	24,986	74,785
8305900000	BS METL LETTR A PAPER CLIPS OTH OFFC ARTIC A PARTS	KG	867,506	4,443,437
8306100000	BELLS, GONGS AND THE LIKE, AND PARTS, BASE METAL	KG	58,072	167,533
8306210000	STATUETTES A OTH ORNAMNTS A PRTS PLTD W PREC METAL	KG	1,854	36,319
8306290000	STATUETTES A OTH ORNMNTS A PRTS, BS METL NT PM PLT	KG	21,697	82,597
8306300000	PHOTO, PCTR A SIM FRAMES, MIRRORS, PRTS, BASE METL	KG	93,815	371,004
8307100000	FLEXIBLE TUBING OF IRON OR STEEL	KG	623,012	6,950,541
8307900000	FLEXIBLE TUBING OF BASE METAL NOT IRON OR STEEL	KG	51,115	799,479
8308100000	HOOKS, EYES AND EYELETS, OF BASE METAL	KG	7,900	226,192
8308200000	TUBULAR OR BIFURCATED RIVETS OF BASE METAL	KG	288	16,282
8308906000	BUCKLES AND BUCKLE CLASPS A PARTS, BASE METAL	KG	25,885	111,652
8308908000	CLSPS, FRMS W CLSPS ETC BDS A SPNGLS, BASE METAL	KG	36,993	323,196
8309100000	CROWN CORKS INC SEALS AND CAPS, A PRTS, BASE METAL	KG	511,611	5,655,443
8309900000	STOPPERS, CAPS, LIDS, SEALS ETC NES, PRTS, BS METL	KG	809,548	6,362,349
8310000000	SGN PLTS NOS A SMBLS ET BM EXCPT OF HDG 9405	KG	186,147	1,638,176
8311100000	COATED ELECTRODES, BASE METAL, FOR ELEC ARC-WELDNG	KG	55,489	389,658
8311200000	CORED WIRE OF BASE METAL, FOR ELECTRIC ARC-WELDING	KG	2,049	12,075
8311303000	LEAD-TIN SOLDERS (COATED RODS AND CORED WIRE)	KG	8,784	60,314
8311306000	COATED RODS A CORED WIRE, BS METL, NES FR SOLDR ET	KG	17,774	129,832
8311900000	WIRE ETC CTD/CRD W FLUX FR WLD ETC A PRTS NESOI	KG	514,392	12,899,001
	MACHINERY AND MECHANICAL APPLIANCES; ELECTRICAL EQUIPMENT;PARTS THEREOF; SOUND RECORDERS AND REPRODUCERS, TELEVISION IMAGE AND SOUND RECORDER, AND REPRODUCERS, AND PARTS AND ACCESSORIES OF SUCH ARTICLES.....	TOTAL		3,412,617,899
	NUCLEAR REACTORS,BOILERS,MACHINERY AND MECHANICAL APPLIANCES; PARTS THEREOF.....	TOTAL		1,579,085,423
8401200000	ISOTOPIC SEPARATION MACHINERY, APARATUS AND PARTS	T	116	59,308
8401300000	FUEL ELEMENTS (CARTRIDGES)NON-IRRADIATED, AND PART	X		34,358
8401400000	PARTS OF NUCLEAR REACTORS	T	9	34,858
8402110000	WATERTUBE BOILERS STEAM PRODUCTION EXC 45 T PER HR	T	28	666,578
8402190000	VAPOR GENERATING BOILERS, NESOI, INCLUDING HYBRID	T	4	11,832
8402200000	SUPER-HEATED WATER BOILERS	T	3	29,072
8402900010	HEAT EXCHANGERS	T	118	156,318
8402900090	PTS FOR STEAM,VAPOR GENERATING,SUPER-HEAT WTR BLRS	X		1,684,182
8403100000	CENTRAL HEATING BOILERS	NO	89	1,031,130

TABLE - 1 SHIPMENTS OF MERCHANDISE FROM THE UNITED STATES TO PUERTO RICO, BY COMMODITY:
FISCAL YEAR 2003

COMM CODE	DESCRIPTION	UNIT	QUANTITY	VALUE - $
8403900000	PARTS FOR CENTRAL HEATING BOILERS	X		163,824
8404100050	AUX PLANT FOR USE WITH BLRS HDG 8402-8403,NOT ECON	T	3	21,305
8404200000	CONDENSERS FOR STEAM OR OTHER VAPOR POWER UNITS	T	41	401,325
8404900000	PARTS FOR AUX PLT FOR BLRS,COND FOR STM,VPR PR UNT	X		493,799
8405100000	PRODUCER GAS,WTR GAS,ACETYLENE GAS,WTR PRO GAS GEN	X		216,493
8405900000	PTS,PROD GAS,WTR GAS,ACETYLENE GAS,WTR PRO GAS GEN	X		84,750
8406109000	VAPOR TURBINES EXC STEAM, FOR MARINE POPULSION	NO	3	28,656
8406821000	STEAM TURBINES,EXC MARINE PROPULSION NOT EXC 40 MW	NO	1	2,894
8406829000	VAPOR TURBINES,EXC STEAM & MARINE PROPUL N/OV 40MW	NO	1	10,634
8406900040	PARTS FOR STEAM TURBINES	X		3,139,327
8406900080	PARTS FOR OTHER THAN STEAM VAPOR TURBINES	X		6,418,596
8407100020	SPK-IGN RECIP OR ROT INT COMB PST A/C ENG,<373 KW	NO	11	244,710
8407100040	SPK-IGN RECIP OR ROT INT COMB PST A/C ENG,=>373 KW	NO	13	2,522,085
8407100060	SPK-IGN RECIP OR ROT INT COMB PST A/C ENG, USED	NO	7	145,329
8407100090	SPK-IGN REC OR ROT INT COM PST TYP A/C ENG EXC CIV	NO	10	6,061,851
8407210000	OUTBOARD ENGINES FOR MARINE PROPULSION	NO	457	1,573,923
8407290010	SPK-IGN REC OR ROT INT COM PST ENG,MAR,IN/OUTBOARD	NO	393	1,258,314
8407290050	INBOARD ENG WITH INBOARD DRIVE F MARINE PROPULSION	NO	8	36,674
8407310000	SPRK-IGN PISTON ENG F VEH OF HDG 87,NOT EXC 50 CC	NO	21	134,591
8407322000	SP-IG ENG F RD TR,BUS,AUTO,TRUCK, >50 BUT =<250 CC	NO	70	71,123
8407325000	SP-IGN REC PISTON ENG,>50 BUT =<250 CC, NESOI	NO	18	64,996
8407332000	SP-IG ENG F RD TR,BUS,AUTO,TRCK,>250 BUT =<1000CC	NO	69	78,280
8407335000	SP-IG REC PISTON ENG, >250 BUT =<1000 CC,NESOI	NO	3	11,881
8407342030	SP-IG ENG F RD TR,BUS,AUTO,TRUCK,>1000 & <=2000 CC	NO	325	763,923
8407342090	SP-IG ENG F RD TR, BUS, AUTO, TRUCK, OV 2000 CC	NO	221	442,086
8407345000	SP-IG REC PISTON ENG, OV 1000 CC, NESOI	NO	37	73,779
8407901010	SPK-IG PST ENG, NESOI, AG, HO, MC N/E 37.3KW	NO	78	17,017
8407901050	SP-IG REC OR RTRY PISTON ENG,NESOI, FOR AGR MACH	NO	654	204,597
8407909030	SP-IG REC OR RTRY PIST ENG, NESOI, LESS THAN 4476W	NO	56	8,458
8407909050	SP-IG REC OR RTRY PIST ENG, NESOI	NO	55	32,420
8408100010	DIESEL ENGINES, NOT EXCEEDING 149.2 KW, MARINE	NO	155	465,421
8408100030	COMP-IGNI PST ENG,MARINE,EXC223.8KW,NOT EXC 373 KW	NO	7	75,359
8408100040	COMP-IGNI PST ENG,MARINE,EXC 373 KW,NOT EXC 746 KW	NO	1	22,000
8408100050	COMP-IGNITION PISTON ENGINES,FOR MARINE,EXC 746 KW	NO	4	108,370
8408202000	COMP-IGN ENG FR PROP VEH CH87,RD TR,BUS,AUTO,TRUCK	NO	1,829	1,401,119
8408205000	DIESEL ENG FOR VEHICLES OF CHAPTER 87, NESOI	NO	97	461,777
8408901000	DIESEL ENGINES FOR AGR OR HORT MACH AND EQUIP	NO	357	352,350
8408909010	COMP-IGN INT COMB PST ENG, NESOI, NOT EXC 149.2 KW	NO	1	3,901
8408909020	COMP-IGN INT COMB PST ENG,NESOI,EX149.2KW N/E373KW	NO	14	61,849
8409100040	PARTS FOR SPARK-IG OR COMP-IG PST ENG FOR CIV A/C	KG	12,057	398,891
8409100080	PARTS FOR SP-IG OR COMP-IG FOR USE IN A/C EX CIVIL	KG	11,081	371,029
8409914000	PARTS F SPARK IGN ENG F RD TR, BUS, AUTO OR TRUCKS	KG	782,062	7,176,363
8409916000	PARTS F SPARK IG ENG FOR MARINE PROPULSION	KG	6,658	65,567
8409918000	PARTS FOR SPARK-IG PISTON ENG, NESOI	KG	1,740,288	16,596,989
8409994000	PARTS F DIESEL ENG F ROAD TR, BUS, AUTO, TRUCK	KG	680,409	6,990,319
8409996000	PARTS FOR DIESEL ENGINES FOR MARINE PROPULSION	KG	6,005	236,253
8409998000	PARTS FOR DIESEL ENGINES, NESOI	KG	12,114,547	45,493,339
8410110000	HYDRAULIC TURBINES,WATER WHEELS, NOT OV 1,000 KW	NO	1,880	328,941
8410900000	PARTS, INC REGULATORS, FOR HYDRAULIC TURB & WTR WH	X		53,645
8411114010	TURBOJET TBN FOR CIVIL AIRCRAFT,THRUST =< 25 KN	NO	10	1,782,402
8411114050	TURBOJET A/C TURBINES EXC CIVIL, THRUST =< 25 KN	NO	1	10,000
8411118000	TURBOJET TURBINES, EXC A/C, THRUST NOT EXCE	NO	1	5,832
8411124010	TURBOJET TBN FOR CIVIL AIRCRAFT, THRUST OV 25 KN	NO	1	2,475,000
8411214010	TURBOPROPELLER A/C TBN, CIVIL, POWER NOT OV 1100KW	NO	16	1,847,721
8411224010	TURBOPROPELLER A/C TBN, POWER OVER 1100 KW	NO	2	684,000
8411228000	TURBOPROPELLER TURBINES,EXC A/C, POWER EXC 1100 KW	NO	1	150,000
8411818000	GAS TURBINE ENG,EXC A/C,NESOI,POWER NOT EXC 5000KW	NO	2	78,000
8411828000	GAS TURBINE ENG,EXC A/C,NESOI, POWER EXCEED 5,000K	NO	5	825,872
8411914000	PARTS OF NONAIRCRAFT TURBOJETS AND TURBOPROPELLERS	X		890,763
8411917010	PARTS OF TURBOJET & TURBOPROPELLER A/C ENG,CIVIL	X		1,216,902
8411917050	PARTS OF TURBOJET & TURBOPROPELLR A/C ENG,EX CIVIL	X		71,313
8411994000	PARTS OF NONAIRCRAFT GAS TURBINES	X		19,262,565
8411997010	PARTS OF GAS TURBINE A/C ENGINES F CIVIL A/C	X		1,250,918
8411997050	PARTS OF GAS TURBINE A/C ENG, EXC CIVIL A/C	X		3,497,402
8412210015	LINEAR ACTING HYDRAULIC MOTORS (CYLNDRS) T-R TYPE	NO	44	20,089
8412210030	LINEAR ACTING HYDRAULIC MOTORS (CYLNDRS) W-F TYPE	NO	512	28,463
8412210045	LINEAR ACTING HYDRAULIC MOTORS (CYLNDRS) TLSCPING	NO	14	10,489
8412210075	LINEAR ACTING HYDRAULIC MOTORS (CYLINDERS)	NO	2,378	83,226

TABLE - 1 SHIPMENTS OF MERCHANDISE FROM THE UNITED STATES TO PUERTO RICO, BY COMMODITY:
FISCAL YEAR 2003

COMM CODE	DESCRIPTION	UNIT	QUANTITY	VALUE - $
8412298015	HYDRLC ENGINES, UNLIMITED ROTARY ACTING, GEAR TYPE	NO	81	15,957
8412298030	HYDRLC POWER ENGINE, UNLIMITED ROTARY, RADIAL PSTN	NO	2	18,754
8412298045	HYDRLC POWER ENGINES, UNLIMITED ROTARY AXIAL PSTN	NO	68	43,291
8412298075	HYDRAULIC POWER ENGINES AND MOTORS, NESOI	NO	21	48,500
8412310040	LINEAR ACTING PNEUMATIC MOTORS (CYLINDERS)	NO	120	161,688
8412310080	LINEAR ACTING PNEUMATIC MOTORS (CYLINDERS)	NO	107	108,563
8412390040	PNEUMATIC POWER ENGINES AND MOTORS, NESOI	NO	3	12,223
8412390080	PNEUMATIC POWER ENGINES AND MOTORS, NESOI	NO	3,815	305,597
8412801000	SPRING-OPERATED AND WEIGHT-OPERATED MOTORS	NO	3	2,793
8412809000	ENGINES AND MOTORS, NESOI	X		833,444
8412901000	PARTS OF HYDROJET ENGINES FOR MARINE PROPULSION	X		118,891
8412909005	PARTS OF LINEAR ACTING HYDRAULIC POWER ENG & MTR	X		27,528
8412909015	PRTS OF HYDRLC ENGNS AND MTRS, EXCPT LINR NESOI	X		187,900
8412909025	PARTS OF PNEUMATIC POWER LINEAR ACTING ENGS & MTRS	X		41,834
8412909035	PARTS OF PNEUMATIC ENGNS AND MTRS, ECPT LINR ACTNG	X		50,685
8412909050	PARTS OF REACTION ENGINES OTHER THAN TURBOJETS	X		3,160
8412909080	PARTS OF ENGINES AND MOTORS, NESOI	X		2,545,047
8413110000	PUMPS FOR DISPENSING FUEL OR LUBRICANTS,GARAGE USE	NO	7,858	2,440,618
8413190000	PUMPS FITTED WITH MEASURING DEVICE, NESOI	NO	26,117	2,171,976
8413200000	HAND PUMPS,EXC PUMPS FITTED WITH MEASURING DEVICES	NO	337	24,839
8413301000	FUEL-INJECTION PUMPS FOR COMPRESSION-IGNITION ENGS	NO	9,815	531,518
8413309000	FUEL,LUBRICAT OR COOLING MED PUMPS,EXC FUEL-INJECT	NO	18,674	946,428
8413400000	CONCRETE PUMPS	NO	395	1,659,635
8413500010	OIL WELL AND OIL FIELD PUMPS, RECIP POSITIVE DISPL	NO	3	13,533
8413500050	DIAPHRAGM PUMPS, RECIPROCAT POSITIVE DISPLACEMENT	NO	1,997	778,614
8413500070	HYDRAULIC FLUID POWER PUMPS,RADIAL PISTON	NO	31	38,293
8413500080	HYDRAULIC FLUID POWER PUMPS, NESOI	NO	9,241	972,777
8413500090	RECIPROCATING POSITIVE DISPLACEMENT PUMPS, NESOI	NO	93	278,702
8413600020	HYDRAULIC FLUID POWER PUMPS, ROTARY POSITIVE, VANE	NO	106	53,024
8413600030	HYDRAULIC FLUID POWER PUMPS, ROTARY POSITIVE DISPL	NO	244	120,622
8413600040	HYDRAULIC FLUID POWER PUMPS, ROTARY POSITIVE DISPL	NO	41	109,891
8413600050	OIL WELL AND OIL FIELD PUMPS, ROTARY POSTIVE DISPL	NO	125	567,238
8413600090	ROTARY POSITIVE DISPLACEMENT PUMPS, NESOI	NO	127	488,268
8413701000	STOCK PUMPS MACHS FOR MAKING CELLULOSIC PULP,PAPER	NO	37	45,361
8413702004	SUBMERSIBLE PUMPS, CENTRIFUGAL	NO	5,032	788,877
8413702005	CENT PMP LIQ,SING-STG,SING-SUC,CLOS-COUP,DIS5.08CM	NO	795	282,558
8413702015	CENT PMP LIQ,SING-STG,SING-SUC,CLOS-COUP,OV 5.08CM	NO	124	149,382
8413702022	CENT PMP LIQ,SING-STG,SING-SUC,CLOS-COUP,DISC7.6CM	NO	315	909,684
8413702025	CENT PMP LIQ,SING-STG,SING-SUC,CLOS-COUP,OV C7.6CM	NO	3,348	1,753,516
8413702030	CENTRIFUGAL PUMPS FOR LIQUIDS, SING-STAGE,DBL-SUC	NO	10	35,055
8413702040	CENT PUMPS FOR LIQUIDS MULTI-STAG,SING OR DOUB-SUC	NO	281	867,008
8413702090	CENTRIFUGAL PUMPS FOR LIQUIDS, NESOI	NO	441	902,251
8413810020	TURBINE PUMPS, NESOI	NO	4,823	2,396,448
8413810030	HOUSEHOLD WATER SYST,SELF-CONTAIN; WINDMILL PUMPS	NO	149	80,110
8413810040	PUMPS FOR LIQUIDS, NESOI	NO	39,694	2,558,563
8413820000	LIQUID ELEVATORS	NO	26	2,592
8413911000	PARTS OF FUEL-INJECTION PUMPS FOR COMP-IGNIT PUMPS	X		597,162
8413919010	PARTS,FUEL,LUBRIC OR COOL MED PUMPS,EXC FUEL-INJET	X		107,651
8413919050	PARTS OF HYDRAULIC FLUID POWER PUMPS	X		331,711
8413919520	PARTS, NESOI, OF PUMPS FOR LIQUIDS	X		2,711,322
8413920000	PARTS OF LIQUID ELEVATORS	X		296,015
8414100000	VACUUM PUMPS	NO	8,302	2,371,885
8414200000	HAND- OR FOOT-OPERATED AIR PUMPS	NO	2	6,934
8414304000	COMPRESSORS, REFRIG AND AIR-COND, NOT EXC 1/4 HP	NO	1,295	283,825
8414308010	COMPRESSORS, REFRIG & AIR COND, SCREW TYP,N/E 200H	NO	9	63,492
8414308020	COMPRESSORS, REFRIG & AIR COND,SCREW TYP,EXC 200HP	NO	14	533,840
8414308030	COMPRESSORS, REFRIG & AIR COND, FOR MOTOR VEHICLES	NO	1,740	624,343
8414308050	COMPRESSORS, REF & A/C,EXC AMMONIA,EXC 1/4N/EXC1HP	NO	4,522	453,824
8414308060	COMPRESSORS, REF & A/C,EXC AMMONIA,EXC 1 N/EXC 3HP	NO	1,097	215,277
8414308070	COMPRESSORS, REF & A/C,EXC AMMONIA,EXC 3 N/EXC10HP	NO	1,615	616,113
8414308080	COMPRESSORS, REF & A/C,EXC AMMONIA,EXCEEDING 10 HP	NO	6,115	4,624,147
8414308090	COMPRESSORS, REFRIGERATING & AIR-CONDITION, AMMONI	NO	780	150,717
8414400000	AIR COMPRESSORS MOUNT ON WHEEL CHASSIS FOR TOWING	NO	173	1,500,381
8414510010	FANS FOR PERMANENT INSTALLATION,ELEC MOTOR =< 125W	NO	67,011	3,010,365
8414510090	FANS, NOT PERM INST,SLF-CONT ELEC MTR N/E 125 W	NO	37,452	735,944
8414593000	TURBOCHARGES,FAN TYPE, FOR MOTOR VEHICLES	NO	1,016	122,523
8414596040	FANS AND BLOWERS FOR MOTOR VEHICLES, NESOI	NO	499	101,996
8414599080	FANS, NESOI	NO	92,965	2,894,037

TABLE - 1 SHIPMENTS OF MERCHANDISE FROM THE UNITED STATES TO PUERTO RICO, BY COMMODITY:
FISCAL YEAR 2003

COMM CODE	DESCRIPTION	UNIT	QUANTITY	VALUE - $
8414600000	HOODS HAVING MAXIMUM HORRIZON SIDE NOT EXC 120 CM	NO	1,287	255,951
8414800500	TURBO CHARGERS AND SUPERCHARGERS, COMPRESSOR TYPE	NO	134	596,544
8414801618	AIR COMPRESSR,RECIP,STATIONARY,NOT EXC 11.19KW	NO	176	117,956
8414801642	AIR COMPRES,RECIP,STATIONRY, EXC 11.19KW N/E74.6KW	NO	32	45,499
8414801655	AIR COMPRESSORS,RECIP,STATIONARY,EXCEEDING 74.6KW	NO	23	65,813
8414801660	AIR COMPRESSR,ROTARY,STATIONARY,NOT EXC 11.19KW	NO	100	83,659
8414801667	AIR COMPRES,ROTRY,STATIONRY, EXC 11.19KW N/E74.6	NO	4	10,614
8414801675	AIR COMPRESSORS,ROTARY,STATIONARY,EXCEEDING 74.6K	NO	8	104,964
8414801680	AIR COMPRESSORS,STATIONRY, EXCEPT RECIP AND ROTARY	NO	85	580,806
8414801690	AIR COMPRESSORS, PORTABLE,NESOI	NO	40	288,881
8414802005	REFRIGERANT RECOVERY UNITS	NO	174	38,400
8414802015	COMPRESSORS, CENTRIFUGAL AND AXIAL	NO	11	276,295
8414802055	COMPRESSORS, NESOI, INCLUD RECIP & ROT =< 186.5KW	NO	21	221,715
8414802065	COMPRESSORS, NESOI, INC REC & ROT EXC186.5KW>746KW	NO	2	68,870
8414809000	AIR OR VACUUM PUMPS, NESOI	NO	33,658	870,849
8414901040	PTS OF FANS,INC BLOWERS (OF SUBHEADING 8414.51.00)	X		562,162
8414901080	PTS OF FANS(BLOWERS) & VENT OR RECYCL HOODS, NESOI	X		1,812,279
8414902015	PARTS NESOI, OF REFRIG & AIR COND COMPRESSORS	X		464,733
8414902095	PARTS NESOI OF COMPRESSORS, NESOI	X		909,400
8414909000	PARTS OF AIR OR VACUUM PUMPS, NESOI	X		1,972,494
8415103040	AIR-CONDTNRS,WIND/WALL, SELF-CONTAIN LT 2.93 KW/HR	NO	4,965	1,176,593
8415103060	AIR-COND,WIND/WALL,SELF-CONTAIN (2.93-4.98 KW/HR)	NO	6,248	3,257,522
8415103080	AIR-COND,WIND/WALL,SELF-CONTAIN GE 4.98 KW/HR	NO	20,837	6,570,656
8415106000	AIR COND MACH INC REFRIG UNIT, REV HEAT PUMP,WINDO	NO	281	688,292
8415109000	AIR COND MACH, WNDW WALL TYPE,NOT SLF CNTD, NESOI	NO	2,385	919,411
8415200000	AUTOMOTIVE AIR CONDITIONERS	NO	11,458	696,916
8415810110	AIR-CND,INC REF &VAL FOR REV CL/HT,SLFCNT LE 17.58	NO	20	89,333
8415810130	AIR-COND,INC REF & VAL FOR REV COOL/HEAT, EXC S-CO	NO	1,514	365,778
8415820105	AR-CND,SLF-CNTN,RMT COND,EXC YR-RND LE 17.58KW/HR	NO	1,063	1,183,719
8415820110	AR-CND,SLF-CNT,RMT COND,EXC YR-ROUND GT 17.58KW/HR	NO	940	4,744,634
8415820115	AIR-CNDTNRS, YR-RND UNITS(HEAT/COOL) LE 17.58KW/HR	NO	1,477	1,026,984
8415820120	AIR-CNDTNRS, YR-RND UNITS(HEAT/COOL) GT 17.58KW/HR	NO	6,417	9,157,160
8415820130	ROOM FAN COIL UNITS FOR USE WITH WATER CHILLERS	NO	770	200,877
8415820135	CENTRL STATION AIR HANDLRS USED WITH WATER CHILLER	NO	332	1,161,989
8415820140	ROOM,CENTRL STAT A/C UNITS USED WITH WATER CHILLER	NO	239	785,773
8415820150	DEHUMIDIFIERS INCORPORATING A REFRIGERATING UNIT	NO	29	66,208
8415820170	AIR COND MACH INCORPORATING A REFRIG UNIT, NESOI	NO	285	1,163,631
8415830050	CONDENSING UNIT NOT EXC 17.58 KW/HR (60000 BTU/HR)	NO	28	11,748
8415830060	CONDENSING UNIT EXCDING 17.58 KW/HR NO REFRG UNIT	NO	139	720,889
8415830070	HEAT EXCHANGERS, NOT INC A REFRIG UNIT, NESOI	NO	148	331,647
8415830090	AIR COND MACHS NOT INCORPORAT A REFRIG UNIT, NESOI	NO	22,057	3,331,766
8415908025	AIR CONDITIONING EVAPORATOR COILS	NO	2,918	2,138,454
8415909000	PARTS, NESOI, OF AIR CONDITIONING MACHINES	X		17,361,082
8416100000	FURNACE BURNERS FOR LIQUID FUEL	NO	40	15,040
8416200040	GAS FURNACE BURNERS	NO	10	10,679
8416200080	FURNACE BURNERS, INCLUD COMBINATION BURNERS, NESOI	NO	99	62,653
8416300000	MECH STOKES,MECH GRATES, MECH ASH DISCHARGE&SIM AP	X		33,265
8416900000	PARTS OF FURNACE BURNERS	X		186,608
8417100000	FURV,OVEN,ROAST,MELT,TREAT,ORE,PYR,MLT,IND,LAB,N/E	NO	30	916,838
8417200000	BAKERY OVENS, INCLUD BISCUIT OVENS, INDUST,NONELEC	NO	858	778,733
8417800000	IND OR LAB FURNACES & OVENS, INC INCIN,N/ELE,NESOI	NO	13	52,157
8417900000	PARTS OF IND OR LAB FURN & OVEN,INCINERAT, NONELEC	X		160,550
8418100010	REFRIG-FREEZ COMB, SEP EXT DORS, COMP TYP,VOL<184L	NO	24	16,678
8418100020	REFRIG-FREEZ COMB,SEP EXT DRS,COMP,VOL184<269LITER	NO	738	241,549
8418100030	REFRIG-FREEZ COMB,SEP EXT DRS,COMP,VOL269<382LITER	NO	26	7,592
8418100040	REFRIG-FREEZ COMB,SEP EXT DRS, COMP,VOL382 LTS&>	NO	3,155	1,868,501
8418100090	REFRIG-FREEZ COMB, SEP EXT DOORS, EXC COMPRESS TYP	NO	63	107,324
8418210010	REFRIGERATORS, HOUSEHOLD, COMP TYP, VOL <184 LITER	NO	3,273	1,269,362
8418210020	REFRIG,HOUSEHOLD,COMP TYP,VOL 184 < 269 LITERS	NO	6	4,000
8418210030	REFRIG,HOUSEHOLD,COMP TYP,VOL 269 < 382 LITERS	NO	71	21,781
8418210090	REFRIG,HOUSEHOLD, COMP TYP, VOL 382 LITERS & OVER	NO	24,943	9,592,986
8418220000	REFRIGERATORS, HOUSEHOLD, ABSORPTION, ELECTRICAL	NO	1,431	215,219
8418290000	REFRIGERATORS, HOUSEHOLD TYPE, NESOI	NO	5,626	2,015,170
8418300000	FREEZERS, CHEST TYPE, CAPACITY NOT EXC 800 LITERS	NO	2,936	697,405
8418400000	FREEZERS,UPRIGHT,CAPACITY NOT EXCEED 900 LITERS	NO	297	129,298
8418500040	FREEZING DISPLAY COUNTERS, CABINETS, SHOWCASES	NO	5,718	2,910,323
8418500080	REFRIGERATING DISPLAY COUNTERS, CABINETS,SHOWCASES	NO	36,412	4,570,963
8418610005	HEAT PUMPS, COMPRESSION TYPE	NO	258	107,331

TABLE - 1 SHIPMENTS OF MERCHANDISE FROM THE UNITED STATES TO PUERTO RICO, BY COMMODITY:
FISCAL YEAR 2003

COMM CODE	DESCRIPTION	UNIT	QUANTITY	VALUE - $
8418610010	ICEMAKING MACH,SELF-CONT,CUBE,FLAKE,CAP N/EXC227KG	NO	423	364,863
8418610015	ICEMAKING MACHINES, NESOI	NO	13	29,670
8418610020	DRINKING WATER COOLERS, REFRIGERATED, SELF-CONTAIN	NO	1,590	349,754
8418610025	SODA FOUNTAIN,BEER DISPENSING EQUIP, REFRIGERATED	NO	94	153,098
8418610040	FINNED COIL COMPRESSION TYPE HEAT EXCHANGERS	NO	1,240	575,910
8418610045	CENTRIFUGAL LIQUID CHILLING REFRIG UNITS,OPEN-TYPE	NO	17	36,165
8418610050	CENTRIFUGAL LIQUID CHILLING REFRIG UNITS, HERMETIC	NO	2	56,382
8418610060	RECIPROCATING LIQUID CHILLING REFRIGERATING UNITS	NO	19	167,131
8418610080	HEAT EXCHANGERS, COMPRESSION TYPE, NESOI	NO	65	63,660
8418690010	ICEMAKING MACH,SELF-CONT,CUBE,FLAKE,CAP N/EXC227KG	NO	46	72,101
8418690015	ICEMAKING MACHINES, NESOI	NO	141	106,689
8418690020	DRINKING WATER COOLERS, REFRIGERATED, SELF-CONTAIN	NO	2,753	454,002
8418690025	SODA FOUNTAIN,BEER DISPENSING EQUIP, REFRIGERATED	NO	92	126,773
8418690050	CENTRIFUGAL LIQUID CHILLING REFRIG UNITS, HERMETIC	NO	10	142,908
8418690055	ABSORPTION LIQUID CHILLING UNITS	NO	7	135,741
8418690060	RECIPROCATING LIQUID CHILLING REFRIGERATING UNITS	NO	40	369,972
8418690075	REFRIGERATING OR FREEZING EQUIP, HOUSEHOLD, NESOI	NO	610	75,000
8418690085	REFRIG OR FREEZING EQUIP, EXCEPT HOUSEHOLD, NESOI	NO	163	526,808
8418690090	REFRIGERATING OR FREEZING EQUIP, HOUSEHOLD, NESOI	NO	1,664	258,257
8418690095	REFRIG OR FREEZING EQUIP, EXCEPT HOUSEHOLD, NESOI	NO	488	1,020,194
8418910000	FURNITURE DESIGNED TO RECREFRIG OR FREEZING EQUIP	X		353,907
8418990005	REFRIGERATION CONDENSING UNITS, NOT EXCEEDING 746W	NO	829	568,114
8418990010	REFRIG CONDENSING UNITS, EXC 746 W NOT EXC 2.2 KW	NO	69	91,095
8418990015	REFRIG CONDENSING UNITS, EXC 2.2 KW NOT EXC 7.5 KW	NO	22	82,314
8418990025	REFRIGERATION CONDENSING UNITS, EXCEEDING 22.3 KW	NO	1	20,000
8418990050	PARTS OF REFRIG-FREEZ,SEP EXT DOOR & HOUSE REFRIG	X		703,266
8418990060	PARTS,REFRIG,FREEZERS & OTHER REFRIG ORFREEZ EQUIP	X		34,832,287
8419110000	INSTANTANEOUS GAS WATER HEATERS	NO	122	217,804
8419190040	SOLAR WATER HEATERS	NO	1,721	44,225
8419190080	INSTANTANEOUS OR STORAGE WATER HEATERS,NESOI,NELEC	NO	19,305	1,168,623
8419200000	MEDICAL, SURGICAL OR LABORATORY STERILIZERS	NO	20,893	16,489,712
8419310000	DRYERS FOR AGRICULTURAL PRODUCTS	NO	4	154,267
8419325000	DRYERS FOR PAPER PULP, PAPER OR PAPERBOARD	NO	4	40,000
8419390140	DRYERS FOR FOOD AND BEVERAGES	NO	10	59,195
8419390180	DRYERS, TREATMENT OF MATERIALS, TEMP CHANGE, NESOI	NO	77	14,618,399
8419400040	DISTILLING OR RECTIFYING PLANT FOR FOOD & BEVERAGE	NO	17	92,696
8419400080	DIST OR RECTIF PLANT,TREAT MAT, TEMP CHANGE, NESOI	NO	82	15,448,404
8419500000	HEAT EXCHANGE UNITS, INDUSTRIAL TYPE	NO	99	919,543
8419600000	MACHINERY FOR LIQUEFYING AIR OR OTHER GASES	NO	26	116,983
8419815000	COOKING STOVES,RANGES & OVENS,EXC MICROWAVE,INDUST	NO	5,701	732,439
8419819040	IND MAC,EQUI,REST OR HOTEL USE,FOR HOT DRINK, FOOD	NO	3,963	6,052,170
8419819080	IND MAC OR EQUIP FOR MAKE HOT DRINK,COOK,HEAT FOOD	NO	5	145,000
8419891000	IND MAC PLT,EQUIP,MAKE PULP,PAPER,PAPERBOARD,NESOI	NO	73	1,153,247
8419899520	IND MACH, PLANT OR EQUIP DES FOR COOL FOOD,BEVERAG	NO	375	149,808
8419899540	IND MACH, PLANT EQUIP DESIGN FOR COOLING, NESOI	NO	80,822	6,143,030
8419899560	IND MAC,PLANT,EQUIP,TREAT FOOD,BEV,TEMP CHG,NESOI	NO	123	707,585
8419899570	IND MAC,PLANT, EQUIP,TREAT RUB, PLAST,TEMP CHG,NES	NO	45	58,248
8419899575	IND MAC,PLANT,EQUIP,TREAT OF MATERL,TEMP CHG,NESOI	NO	7,312	5,035,591
8419899580	IND MAC,PLANT, EQUIP,TREAT RUB, PLAST,TEMP CHG,NES	NO	2	15,610
8419899585	IND MAC,PLANT,EQUIP,TREAT OF MATERL,TEMP CHG,NESOI	NO	6,893	5,014,542
8419902000	PARTS OF MACH & PLANT FOR MAKING PULP,PAPER,PAPBRD	X		351,639
8419908500	ELECTROMECHANICAL HAND TOOL PARTS, NESOI	X		92,441
8419909020	PARTS OF EQUIP FOR RESTAURANTS,ETC, TEMP CHANGE	X		250,177
8419909040	PARTS OF MEDICAL, SURGICAL OR LABORATORY STERILIZE	X		1,473,157
8419909520	PARTS OF EQUIP FOR RESTAURANTS,ETC, TEMP CHANGE	X		201,135
8419909540	PARTS OF MEDICAL, SURGICAL OR LABORATORY STERILIZE	X		560,907
8419909550	PARTS F MCH OR EQUIP F TREAT MTL BY TEMP CHG,NESOI	X		4,915,408
8420101000	TEXTILE CALENDERING OR ROLLING MACHINES	NO	2	24,350
8420102000	CALENDER OR SIM ROLLING MACH,PULP,PAPER,PAPERBOARD	NO	24	215,965
8420109080	CALENDERING OR OTHER ROLLING MACHINES,EXC MTLS,GLS	NO	4	24,067
8420910000	CYLINDERS F ROLLING MACH, EXC F METALS OR GLASS	NO	50	119,576
8420990000	PARTS,NESOI,F FOLLING MACH, EXC F METALS OR GLASS	X		129,022
8421110000	CREAM SEPARATORS	NO	3	6,421
8421120000	CLOTHES-DRYERS, CENTRIFUGAL	NO	35	51,141
8421190000	CENTRIFUGES, NESOI	NO	127	1,666,705
8421210000	WATER FILTERING OR PURIFYING MACHINERY & APPARATUS	NO	60,187	13,896,529
8421220000	BEVERAGE FILTERING OR PURIFYING MACH & APPARATUS	NO	1,918	5,232,478
8421230000	OIL OR FUEL FILTERS FOR INTERNAL COMBUSTION ENGINE	X		3,379,470

TABLE - 1 SHIPMENTS OF MERCHANDISE FROM THE UNITED STATES TO PUERTO RICO, BY COMMODITY:
FISCAL YEAR 2003

COMM CODE	DESCRIPTION	UNIT	QUANTITY	VALUE - $
8421290005	REFRIGERANT RECOVERY AND RECYCLING UNITS	NO	8,761	106,911
8421290015	OIL-SEPARATION EQUIPMENT	NO	13,343	336,289
8421290040	HYDRAULIC FLUID POWER FILTERS, >=1000 KPA	NO	41,361	93,038
8421290065	OTHER FILTERING,PURIFYING EQUIP. FOR LIQUIDS NESOI	NO	100,891	3,422,480
8421310000	INTAKE AIR FILTERS FOR INTERNAL COMBUSTION ENGINES	X		4,625,443
8421394000	CATALYTIC CONVERTERS	NO	846	56,373
8421398005	DUST CLLCT./AIR PRFCTN EQUIP.,NESOI,FOR 8456TO8465	X		343,040
8421398015	DUST COLLECT. AND AIR PURIFICATION EQUIPMENT NESOI	X		3,611,071
8421398030	INDUSTRIAL GAS CLEANING EQUIPMENT, NESOI	NO	11	144,722
8421398040	GAS SEPARATION EQUIPMENT	NO	6	195,894
8421398060	PNEUMATIC FLUID POWER FILTERS RATED >= 550 KPA	NO	13,682	54,560
8421398090	FILTERING OR PURIFYING MACH & APPARATUS,GAS, NESOI	X		1,057,908
8421910000	PARTS OF CENTRIFUGES, INCLUDING CENTRIFUGAL DRYERS	X		1,688,665
8421990040	PARTS OF FILTERING AND PURIFYING APPARATUS	X		3,201,980
8421990080	PARTS OF MACH & APPARAT,FILT,PURIFY,LIQ,GAS,NESOI	X		14,676,447
8422110000	DISHWASHING MACHINES, HOUSEHOLD TYPE	NO	1,351	430,842
8422190000	DISHWASHING MACHINES, EXCEPT HOUSEHOLD TYPE	NO	11	25,140
8422200000	MACH FOR CLEAN OR DRY BOTTLES OR OTHER CONTAINERS	NO	27	275,952
8422301100	CAN-SEALING MACHINES	NO	63	766,104
8422309110	MACHINES FOR AERATING BEVERAGES	NO	139	404,912
8422309120	CONTAINER LABELING MACHINES	NO	596	1,210,336
8422309130	VACUUM OR GAS PACKAGING MACHINES FOR FILLING	NO	18	790,654
8422309140	MACH FOR FILL,WHETHER OR NOT CAPABLE OF OTHER OPER	NO	1,016	9,350,411
8422309150	VAC OR GAS PAC, PERFORM ONLY LID, SEAL, CLOSE	NO	3	258,443
8422309160	MACH PEFORMING ONLY LID, SEAL, CLOSE, NESOI	NO	4	13,725
8422309170	MAC FR FIL,CLOSE,SEAL,LABEL,BOT,CAN OR CONTAIN	NO	48	571,413
8422309180	MACHINES FOR OPENING, FILLING AND CLOSING BAGS	NO	292	1,229,137
8422309190	MAC FR FIL,CLOSE,SEAL,CAP,LABEL,BOX,BAG OR CONTAIN	NO	81	3,368,640
8422400002	PACKING OR WRAPPING MACH, (INC HEAT-SHRINK), NESOI	NO	229	2,286,567
8422900540	PARTS OF HOUSEHOLD TYPE DISHWASHING MACHINES	X		155,151
8422900580	PARTS OF DISHWASHING MACHINES, NESOI	X		931,109
8422909502	PTS MCH CLN,DRY,BOT,FIL,CLSE,SEAL CONTAINER,NESOI	X		12,049,701
8423100010	DIGITAL ELECTRONIC TYPE PERSONAL WEIGHING MACHINES	NO	1,062	187,268
8423100050	PERSONAL WEIGHING MACHINES, INC BABY & HHOLD NESOI	NO	3,424	68,521
8423200000	SCALES FR CONTINUOUS WEIGHING OF GOODS ON CONVEYOR	NO	589	637,129
8423300000	CONST-WGHT SCALES & DISCHRGING PREDET WGHTS IN BAG	NO	55	406,200
8423810010	DIGITAL ELEC COUNT SCALES WEIGHT CAP NOT EXC 30 KG	NO	18	53,689
8423810020	DIGITAL ELEC RETAIL SCALES NON-COMP, WGHT N/EX30KG	NO	13	30,444
8423810030	DIGITAL ELEC RETAIL SCALES COMPUTING,WGHT N/EX30KG	NO	60	102,694
8423810040	DIGITAL ELEC SCALES, WGHT CAP NOT EXC 30 KG, NESOI	NO	190	184,342
8423810050	WEIGHING MACH,MAX WEIGHT NOT EXCEED 30 KG, NESOI	NO	11	38,782
8423820000	WEIGH MACH, NESOI, CAPACITY >30KG BUT =<5000 KG	NO	420	507,063
8423890000	WEIGHING MACHINERY, NESOI	NO	82	265,946
8423900040	DIGITAL WEIGHT INDICATORS	NO	878	227,391
8423900080	PARTS OF WEIGHING MACH EXC DIGITAL WEIGHT INDICAT	X		707,531
8424100000	FIRE EXTINGUISHERS, WHETHER OR NOT CHARGED	NO	13,712	1,126,680
8424200000	SPRAY GUNS AND SIMILAR APPLIANCES	X		764,526
8424301000	SAND BLASTING MACHINES	NO	1,352	3,475,762
8424309000	STEAM AND SIMILAR JET PROJECTING MACHINES, NESOI	X		761,114
8424811000	SPRAYERS (EXC SLF-CONTAIN CAP N/OV20LIT),AGRI HORT	X		1,139,267
8424819010	SELF-PROPELLED, CENTER PIVOT, IRRIGATION EQUIPMENT	NO	13	153,528
8424819020	OTH IRRGTION EQUIP FOR AGRCLTRL OR HORT,INCL LAT	NO	50,568	1,233,437
8424819040	SPRAYERS, SELF-CONTAINED CAPACITY < 20 LITERS	NO	11,105	430,348
8424819090	AGRICULTURAL OR HORTICULTURAL SPRAY APPL, NESOI	NO	1,731	149,611
8424893000	SPRAYING APPL. USED IN SEMICONDUCTOR MANUFACTURE	NO	10	202,652
8424897010	SPRINKLER SYSTEMS (FIRE EXTINGUISHING EQUIPMENT)	NO	438	893,956
8424897095	MECH APPLIANCE FOR PROJCT,DISP,SPRAY,LIQ,ETC,NESOI	NO	104,982	960,411
8424902000	PARTS OF SAND BLASTING MACHINES	X		666,227
8424909040	PARTS OF STEAM AND SIMILAR JET PROJECTING MACHINES	X		77,196
8424909500	PARTS,NESOI,OF MECH APPL F SPRAY,ETC,LIQ NESOI	X		968,662
8425110000	PULY TAC&HOST,EXC SKIP,HOST FR RAIS VEH, POW EL MT	NO	610	398,176
8425190000	PLY TAC&HOS,EXC SKIP,HOS FR RAIS VEH, N/POW EL MTR	NO	24	216,460
8425200000	PIT-HEAD WIND GEAR;WINCH SPEC DESIG FR UNDERGROUND	NO	3	3,180
8425310000	WINCHES AND CAPSTANS POWERED BY ELECTRIC MOTORS	NO	89	41,177
8425390000	WINCHES AND CAPSTANS NOT POWERED BY ELECTRIC MOTOR	NO	5	22,885
8425410000	BUILT-IN JACKING SYSTEMS OF A TYPE USED IN GARAGES	NO	106	36,550
8425420000	JACKS AND HOISTS,HYDRAULIC,EXC BLT-IN JACK SYSTEMS	NO	2,960	763,404
8425490000	JACKS, NESOI; HOISTS USED FOR RAISING VEHICLES	NO	3,481	115,235

TABLE - 1 SHIPMENTS OF MERCHANDISE FROM THE UNITED STATES TO PUERTO RICO, BY COMMODITY:
FISCAL YEAR 2003

COMM CODE	DESCRIPTION	UNIT	QUANTITY	VALUE - $
8426110000	OVERHEAD TRAVELING CRANES ON FIXED SUPPORT	NO	1,169	12,107,150
8426120000	MOBILE LIFTING FRAMES ON TIRES & STRADDLE CARRIERS	NO	53	1,068,188
8426190000	OVHD TRV,TRNPT,GNT,BRDG,MOBL LFT FRM&TRD CAR,NESOI	NO	16	305,202
8426200000	TOWER CRANES	NO	1	45,000
8426300000	PORTAL OR PEDESTAL JIB CRANES	NO	249	2,227,043
8426410005	WORKS TRUCKS FITTED WITH A CRANE, SELF-PROPEL TIRE	NO	13	398,295
8426410010	CABLE OPERATED LIFT MACHINERY, SELF-PROPELLED, ON	NO	1	45,964
8426410090	LIFTING MACHINERY, SELF-PROPELLED, ON TIRES, NESOI	NO	12	401,000
8426490010	CABLE OPERATED LIFT MACHINERY, SELF-PROPELLED, NES	NO	1	600,000
8426490090	LIFTING MACHINERY SELF-PROPELLED, NESOI	NO	14	802,905
8426910000	LIFTING MACHINERY DESIGNED FOR MOUNTING ON ROAD VE	NO	9	117,355
8426990000	LIFTING MACHINERY, NESOI	NO	163	1,050,202
8427104000	OPERATOR RIDING COUNTERBALANCED FORK-LIFT, ELCTR	NO	96	1,190,486
8427108010	OPERATOR RIDE SLF-PROPEL WKS TRKS PWR BY ELEC MTR	NO	62	706,070
8427108090	SELF-PROPEL WRKS TRK TRUCK POWERED BY AN ELEC MOTO	NO	104	798,402
8427204000	SELF-PROPELLED FORKLIFTS, RIDING, COUNTERBALANCED	NO	150	2,473,775
8427208020	SELF-PROPELLED AERIAL WORK PLATFORMS	NO	102	3,427,394
8427208040	SELF-PROPELLED WORKS TRUCKS AND FORKLIFTS, NESOI	NO	7	225,345
8427900020	AERIAL WORK PLATFORM TRKS EXC SELF-PROPELLED TRKS	NO	72	799,358
8427900040	FORK-LIFT & OTHER WORKS TRUCKS W/LIFT,HANDL EQUIP	NO	140	2,026,203
8428100000	PASS OR FREIGHT ELEVATOR EXC CONT ACT; SKIP HOISTS	NO	865	1,490,664
8428200010	CONVEYORS, PNEUMATIC	NO	431	1,700,807
8428200050	ELEVATORS, PNEUMATIC	NO	25	153,379
8428310000	CONT-ACT ELEVAT & CONVEY FOR GOODS, UNDERGROUND US	NO	60	1,455,457
8428320000	CONT-ACT ELEV & CONVEY,FR GOODS OR MATL,BUCKET TYP	NO	3	88,920
8428330000	CONT-ACT ELEV & CONVEY,FR GOODS OR MATL,BELT TYPE	NO	164	1,734,433
8428390000	CONT-ACT ELEV & CONVEY,FR GOODS OR MATERLS, NESOI	NO	448	2,998,113
8428400000	ESCALATORS AND MOVING WALKWAYS	NO	55	1,552,451
8428500000	WAG PUSH,LOCO WAG TRAV,WAG TIP&RAIL WAG HNDL EQUIP	NO	4	30,160
8428900006	WOODLAND LOG HANDLING EQUIP.,(OTHER THAN SKIDDERS)	NO	35	11,773
8428900015	INDUSTRIAL ROBOT FOR LIFT, HAND,LOAD/UINLOAD,NESOI	NO	208	117,877
8428900020	OIL & GAS FILD MACH FOR LIFT,HANDLE,LOAD OR UNLOAD	NO	24	27,190
8428900030	SIDEBOOMS & PIPEHANDLE F LFT,HANDLE,LOAD OR UNLOAD	NO	12	359,540
8428900040	LOADERS, UNDERGROUND MINE TYPE	NO	21	136,464
8428900095	MACH FOR LIFTING,HANDLING,LOADING,UNLOADING,NESOI	NO	660	2,904,417
8429110010	BULLDOZERS & ANGLEDOZERS,SELF-PROPEL,TRACK LAY,NEW	NO	2	56,990
8429110090	BULLDOZERS & ANGLEDOZERS,SELF-PROPEL,TRAK LAY,USED	NO	10	257,050
8429190010	BULLDOZERS AND ANGLEDOZERS, SELF-PROPEL, NEW,NESOI	NO	1	15,000
8429190090	BULLDOZERS AND ANGLEDOZERS,SELF-PROPEL,USED,NESOI	NO	8	148,000
8429200000	GRADERS AND LEVELERS, SELF-PROPELLED	NO	11	681,023
8429300060	SCRAPERS, SELF-PROPELLED, USED OR REBUILT	NO	2	63,000
8429400020	TAMPING MACHINES AND ROAD ROLLERS, VIBRATORY, NEW	NO	29	1,078,115
8429400040	TAMPING MACHINES AND ROAD ROLLERS, NEW, NESOI	NO	6	85,384
8429400060	TAMPING MACHINES AND ROAD ROLLERS, USED OR REBUILT	NO	118	484,636
8429511005	INTEGR TRATOR SHOVL LOAD,REAR ENG MT, 2WHEEL DR,NE	NO	3	108,669
8429511015	TRACT SHOV LDR,REAR ENG MT,4WH DR,CAP UND1.5M3,NEW	NO	70	1,842,284
8429511025	SHOV LDR,REAR ENG MT,4WH DR,CAP1.5M3UNDER2.2M3,NEW	NO	4	264,038
8429511030	SHOV LDR,REAR ENG MT,4WH DR,CAP2.2M3UNDER2.9M3,NEW	NO	1	115,905
8429511035	SHOV LDR,REAR ENG MT,4WH DR,CAP2.9M3UNDER3.8M3,NEW	NO	3	205,778
8429511040	SHOV LDR,REAR ENG MT,4WH DR,CAP3.8M3UNDER5.2M3,NEW	NO	2	210,109
8429511045	SHOV LDR,REAR ENG MT,4WH DR,CAP5.2M3 UND 7.6M3,NEW	NO	1	431,757
8429511060	FRONT-END SHOVEL LOADERS, WHEEL TYPE, NEW, NESOI	NO	13	969,868
8429511065	FRONT-END SHOVEL LOADERS, WHEEL TYP, USED OR REBLT	NO	5	176,596
8429515010	FRNT-END SHOVL LOADER,LESS THAN 44.7 KW,NEW,NESOI	NO	2	48,354
8429515060	FRONT-END SHOVEL LOADERS, USED OR REBUILT, NESOI	NO	33	898,916
8429521010	EXCAVATORS WITH 360 REVOL SUPSTR,CRAWL MT,HYD,NEW	NO	12	1,293,240
8429521030	EXCAVAT WITH 360 REVOL SUPSTR,HYD,EXC CRAWL MT,NEW	NO	1	40,858
8429521050	EXCAVATORS W/ 360 REVOL SUPERSTRUCTURE,USED,REBLT	NO	7	118,000
8429525010	MECH SHVL,EXCAVAT,SHVL LOAD,360 REVOL STUR,NEW	NO	8	549,600
8429525090	MECH SHVL EXCAVAT,SHVL LOAD,360 REVOL STUR,USED	NO	6	116,500
8429591030	BACKHOES, NEW, EXC 360 REVOLVING SUPERSTRUCTURE	NO	192	6,456,725
8429591060	SHOVL,CLMSHL&DRAGLINE,NEW,EXC 360 REVOL SUPERSTRU	NO	4	5,963
8429591090	BACKHOES,SHOVELS,CLMSHL,USED,EXC.360 REVOL.SUPSTRT	NO	22	463,170
8429595020	LADDER TYPE DITCHERS AND TRENCHERS, NEW	NO	5	44,667
8429595040	DITCHERS AND TRENCHERS, EXCEPT LADDER TYPE, NEW	NO	8	165,560
8429595060	MECH SHVL,EXCAVAT,SHVL LOAD,EXC 360 REVOL STUR,NEW	NO	7	245,000
8429595080	MECH SHVL,EXCAVAT,SHV LOAD,EX360 REVOL STUR,USED	NO	9	299,000
8430100000	PILE-DRIVERS AND PILE-EXTRACTORS	NO	35	537,912

TABLE - 1 SHIPMENTS OF MERCHANDISE FROM THE UNITED STATES TO PUERTO RICO, BY COMMODITY:
FISCAL YEAR 2003

COMM CODE	DESCRIPTION	UNIT	QUANTITY	VALUE - $
8430200060	SNOWBLOWERS, EXCEPT ATTACHMENT TYPE	NO	9	6,195
8430200090	SNOWPLOWS	NO	20	310,000
8430310000	COAL OR ROCK CUTTERS & TUNNEL MACH, SELF-PROPELLED	NO	1	23,000
8430390000	COAL OR ROCK CUTTERS & TUNNEL MACH, NESOI	NO	3	83,065
8430410000	BORING OR SINKING MACHINERY, SELF-PROPELLED	NO	16	1,365,863
8430498020	BOR OR SINK MACH FOR OIL WELL & GAS FLD DRIL,NESOI	NO	2	1,770,000
8430498030	BOR OR SINK MACH, MACH, ROTARY, WATER WELL DRILLIN	NO	6	590,000
8430498050	BORING OR SINKING MACHINERY, NESOI	NO	23	1,226,928
8430500000	MOVE,GRADE,LEVEL,SCRAP,EXCAVAT,SELF-PRPLD, NESOI	NO	5	128,081
8430610000	TAMPING OR COMPACTING MACHINERY,NOT SELF-PROPELLED	NO	21	73,918
8430690100	MOVE,GRADE,LEVEL,SCRAP,EXCAVAT,EXTRACT MACH, NESOI	NO	8	5,513
8431100010	PTS,PULY TKLE & HOISTS EXC SKIP OR FOR RAISING VEH	X		2,091,001
8431100090	PARTS OF WINCHES, CAPSTANS AND JACKS	X		1,695,328
8431200000	PTS OF FRK LFT TRKS & WORKS TRKS WITH LIFT OR HNDL	X		1,263,128
8431310020	PARTS OF SKIP HOISTS	X		114,803
8431310040	PARTS OF ESCALATORS	X		32,795
8431310060	PARTS OF ELEVATORS, EXC CONT ACTION,SK HOIST,ESCAL	X		1,989,443
8431390010	PARTS OF PNEUMATIC ELEVATORS AND CONVEYORS	X		2,848,986
8431390050	PARTS OF OIL AND GAS FIELD MACHINERY	X		229,527
8431390090	PTS OF LFT,HANDL,LOAD OR UNLOAD MACH HEAD8428NESOI	X		1,746,253
8431410020	SHOVEL ATTACHMENTS	NO	22	57,062
8431410060	DRAGLINE BUCKETS	NO	1	4,088
8431410080	BUCKETS, SHOVELS, GRABS AND GRIPS, NESOI	NO	1,655	811,948
8431420000	BULLDOZER OR ANGLEDOZER BLADES	NO	9	49,333
8431434000	PTS OF OFFSHORE DRILLING AND PRODUCTION PLATFORMS	X		549,921
8431438010	PTS OF OIL & GAS FIELD MACH,NESOI,OF SUBHD 8430.49	X		191,730
8431438090	PTS OF BORIN,SINKIN MAC OF SUBHEAD 8430.41,8430.49	X		203,447
8431491010	PTS OF OVHEAD TRAVL,TRANSPT,GATRY,BRDGE,JIB CRANES	X		347,594
8431491060	PTS OF MOBIL LFT FRME,STRAD CARR & WRKS TRKS/CRANE	X		655,295
8431491090	PARTS OF MACHINERY OF HEADING 8426 NESOI	X		502,150
8431499005	BACKHOE ATTACHMENTS FOR MOUNTING ON MACHINERY	NO	10	34,748
8431499010	FRONT-END LOADER ATTACHMENTS FOR MOUNTING ON MACH	NO	584	705,079
8431499020	ATTACH FOR MOUNT ON MAC OF HEAD8426,8429,8430NESOI	NO	11	46,148
8431499027	PARTS OF COAL OR ROCK CUTTERS & TUNNELING MACH	X		105,965
8431499037	PARTS OF BACKHOES,SHOVELS,CLAMSHELLS AND DRAGLINES	X		238,911
8431499045	SCRAPER BOWLS FOR SCRAPERS	NO	29	3,151
8431499057	PARTS, NESOI, OF MACHINERY OF HEADING 8429 OR 8430	X		2,123,626
8432100040	DISC PLOWS	NO	1	8,156
8432100060	PLOWS, NESOI	NO	2	14,444
8432210000	DISC HARROWS	NO	2	13,344
8432290040	CULTIVATORS, TRACTOR DRAWN OR FOR TRACTOR MOUNTING	NO	4	17,301
8432290060	WALK BEHIND ROTARY TILLERS	NO	205	67,381
8432290080	CULTIVATORS, WEEDERS AND HOES, NESOI	NO	239	156,742
8432290090	HARROWS AND SCARIFIERS, NESOI	NO	1	9,785
8432300010	PLANTERS AND TRANSPLANTERS	NO	6	29,128
8432400000	MANURE SPREEDERS AND FERTILIZER DISTRIBUTORS	NO	300	168,256
8432800000	AGRIL,HORT,FORSTY MACH FOR SOIL PREP OR CULTIVATE	NO	671	431,462
8432900005	PARTS OF PLOWS	X		4,727
8432900030	PTS OF SEED,PLNT,TRNSPLNT,MANUR SPRED,FERTILIZ DIS	X		15,000
8432900080	PTS OF AG,HORT,FORTY MAC FR SOIL PREP OR CULTIVATE	X		314,033
8433110010	ELECTRIC LAWN MOWERS,INC BATTERY OPERATED	NO	176	63,342
8433110020	RIDING MOWERS, OTHER THAN ELECTRIC, UNDER 5.2 KW	NO	13	16,200
8433110030	RID MOWERS,NOT ELEC,5.2KW&OVER BUT UNDER7.46KW	NO	10	42,043
8433110040	RIDING MOWERS, OTHER THAN ELECTRIC,7.46KW AND OVER	NO	82	209,518
8433110050	MOWERS FOR LAWNS,PARKS,ETC.,EXC.RIDING,UNDER 3.7kW	NO	984	201,670
8433110060	MOWERS FOR LAWNS,PARKS,ETC.,EXC.RIDING OVER 3.7kW	NO	456	189,744
8433190010	GREENS MOWERS	NO	31	338,293
8433190030	MOWERS, RIDING, FOR LAWNS, PARKS OR SPORTS GROUNDS	NO	44	234,043
8433190040	MOWERS,NON RID,GAS POWER,FOR LAWN,PARKS,SPORTS GRN	NO	4,247	1,237,209
8433190050	MOWERS FOR LAWN, PARKS OR SPORTS GROUNDS, NESOI	NO	571	540,015
8433200020	MOWERS, ROTARY CUTTER TYPE, TRACTOR DRAWN OR MOUNT	NO	55	203,770
8433200040	MOWERS, TRACT DRAWN,MOUNT,EXC ROTARY CUTTER TYPE	NO	2	7,534
8433200060	MOWERS, INC CUTTER BARS FOR TRACTOR MOUNTING,NESOI	NO	265	224,484
8433300000	HAYING MACHINES OTHER THAN MOWERS	NO	11	51,602
8433400000	STRAW OR FODDER BALERS, INCLUDING PICK-UP BALERS	NO	7	28,831
8433510010	COMBINE HARVESTER-THRESHERS, SELF-PROPELLED	NO	2	85,000
8433510090	COMBINE HARVESTER-THRESHERS, EXCEPT SELF-PROPELLED	NO	15	109,000
8433520000	THRESHING MACH, EXC COMBINE HARVESTER-THRESHERS	NO	3	7,800

TABLE - 1 SHIPMENTS OF MERCHANDISE FROM THE UNITED STATES TO PUERTO RICO, BY COMMODITY:
FISCAL YEAR 2003

COMM CODE	DESCRIPTION	UNIT	QUANTITY	VALUE - $
8433590090	HARVESTING MACHINERY OR THRESHING MACHINERY, NESOI	NO	2	8,661
8433600010	MACHINES FOR CLEANING, SORTING OR GRADING EGGS	NO	36	100,000
8433600090	MACH FOR CLEAN,SORT,GRADE,FRUIT OR AGRIL PRODUCE	NO	20	309,216
8433901000	PARTS OF MOWERS FOR LAWNS, PARKS OR SPORTS GROUNDS	X		145,605
8433905020	PARTS OF HAYING MACHINES AND BALERS	X		30,301
8433905040	PARTS OF MOWERS, HARVEST & THRESH MACH, NESOI	X		899,518
8433905060	PARTS OF MACHINES FOR CLEAN, SORT OR GRADE EGGS	X		4,190
8433905080	PARTS OF MACH FOR CLEAN,SORT,GRADE FRUIT AGR PROD	X		39,006
8434100000	MILKING MACHINES	NO	3	21,673
8434200000	DAIRY MACHINERY	NO	107	285,184
8434900000	PARTS OF MILKING MACHINES AND DAIRY MACHINERY	X		389,219
8435100000	PRESS,CRUSH & SIM MAC,USE IN MANUF OF FRUIT JUICES	NO	13	132,521
8435900000	PTS,PRES,CRUSH&SIM MAC,USE IN MFG OF FRUIT JUICES	X		295,743
8436100000	MACHINERY FOR PREPARING ANIMAL FEEDS	NO	7	36,698
8436210000	POULTRY INCUBATORS AND BROODERS	NO	29	33,438
8436290000	POULTRY-KEEPING MACHINERY	NO	45	24,058
8436800020	FORESTRY MACHINERY	NO	1	78,160
8436800040	BARN AND BARNYARD MACHINES	NO	63	58,384
8436800080	AG,HORT,BE-KEP MAC INC GERMINAT PLT,MECH THERM EQ	NO	106	531,443
8436910000	PARTS OF POULTRY-KEEP MAC OR POULTRY INCUB & BROOD	X		143,860
8436990040	PARTS OF BARN OR BARNYARD MACHINES	X		8,439
8436990080	PTS FR AG,HORT,BE-KEP MC INC GERM PLT MEC/THRM EQ	X		16,407
8437100000	MACH FOR CLEAN,SORT OR GRADE SEED,GRAIN,DR LEG VEG	NO	34	49,470
8437800000	MACH F MILLING OR WORKING CEREALS & VEG, EXC FARM	NO	67	1,036,610
8437900000	PARTS OF MACH F CLEAN,SORT, MILL GRAIN,VEG,EX FARM	X		461,259
8438100000	BAKERY MACH & MACH F MANUF MACARONI,SPAGHETTI,ETC	NO	730	935,793
8438200000	MACH FOR THE MANUF OF CONFECTIONERY, COCOA OR CHOC	NO	41	162,280
8438400000	BREWERY MACHINERY	NO	22	21,503
8438500010	MEAT-AND POULTRY-PACKING PLANT MACHINERY	NO	16	66,653
8438500090	MACH FOR THE PREPARATION OF MEAT OR POULTRY, NESOI	NO	28	344,515
8438600000	MACH FOR PREPARATION OF FRUITS, NUTS OR VEGETABLES	NO	4	28,576
8438800000	IND PREP,MANUF FOOD,DRINK EXC EXT,PREP ANIM,VEG OL	NO	97	504,322
8438900000	PARTS OF MACH OF CH 84, NESOI,IND PREP FOOD,DRINK	X		1,050,532
8439100010	MACH FOR MAKING PULP OF FIBR CELLULSIC MATERL NEW	NO	3	44,831
8439200010	MACHINERY FOR MAKING PAPER OR PAPERBOARD, NEW	NO	1	19,900
8439300000	MACHINERY FOR FINISHING PAPER OR PAPERBOARD	NO	4	233,800
8439910000	PARTS OF MACH F MAKE PULP OF FIBR CELLULOSIC MATL	X		11,394
8439991000	PARTS OF MACHINERY FOR MAKING PAPER OR PAPERBOARD	X		2,863
8439995000	PARTS OF MACH FOR FINISHING PAPER OR PAPERBOARD	X		58,740
8440100000	BOOKBINDING MACH, INCLUDING BOOK-SEWING MACHINES	NO	615	2,816,389
8440900000	PARTS FOR BOOKBIND MACH, INC BOOK-SEW MACHINES	X		612,021
8441100000	CUTTING MACHINES	NO	39	582,780
8441300000	MAC FR MAK CART,BOX,CASE,TUBE,DRUM OR CONT EX MOLD	NO	77	411,597
8441400000	MACH FOR MOLD ART IN PAPER PULP,PAPER OR PAPERBOAR	NO	1	3,192
8441800000	MACH FR MAKE UP PAPER PULP,PAPER,PAPERBRD	NO	13	181,357
8441900000	PTS OF MAC FR MAKE UP PAPER PULP,PAPER/PAPBRD,CUT	X		124,319
8442100000	PHOTOTYPESETTING AND COMPOSING MACHINES	NO	16	257,883
8442200000	MAC,APP,EQUIP FR TYPSET OR COMP,PROC W/OUT FUN DEV	NO	33	225,130
8442300000	MACH & EQUIP, NESOI, F MAKING PRINT BLOCKS, PLATES	NO	313	3,159,578
8442400000	PARTS OF MACH & EQUIP F MAKE PRINT BLOCKS, ETC	X		1,482,212
8442505000	PRINTING TYPE,PLATES ETC,PREPARED F ENGRVNG & IMPR	X		270,457
8442508000	PRINTING TYPE, PLATES, CYLINDERS, ETC, NESOI	X		301,354
8443110000	REEL-FED OFFSET PRINTING MACHINERY	NO	22	83,212
8443120000	SHEET-FED, OFFICE TYPE, OFFSET PRINTING MACHINERY	NO	36	58,810
8443190000	OFFSET PRINTING MACHINERY, NESOI	NO	679	4,380,136
8443210000	REEL-FED LETTERPRESS PRINTING MACHINERY	NO	6	30,830
8443290000	LETTERPRESS PRINTING MACHINERY, EXCEPT REEL-FED	NO	27	308,093
8443300000	FLEXOGRAPHIC PRINTING MACHINERY	NO	9	140,576
8443400000	GRAVURE PRINTING MACHINERY	NO	36	89,321
8443511000	INK- JET TEXTILE PRINTING MACHINERY	X		68,764
8443515000	INK-JET PRINTING MACH, EXC TELTILE PRINTING, NESOI	X		1,337,734
8443591000	TEXTILE PRINTING MACH OTHER THAN INK-JET PRINTING	X		21,508
8443599000	PRINTING MACHINERY,USE PRINT COMPN OF 8442, NESOI	X		328,256
8443600000	MACHINES FOR USES ANCILLARY TO PRINTING	X		623,302
8443901000	PARTS OF TEXTILE PRINTING MACHINERY	X		476,587
8443909000	PARTS OF PRINTING MACH AND MACH FOR ANCILLARY USE	X		1,170,213
8444000010	TEXTURING MACHINES	NO	15	623,349
8444000090	MACH FOR EXTRUD, DRAW OR CUT MAN-MADE TEXTIL MATRL	NO	21	265,581

TABLE - 1 SHIPMENTS OF MERCHANDISE FROM THE UNITED STATES TO PUERTO RICO, BY COMMODITY:
FISCAL YEAR 2003

COMM CODE	DESCRIPTION	UNIT	QUANTITY	VALUE - $
8445120000	COMBING MACHINES FOR PREPARING TEXTILE FIBERS	NO	1	3,155
8445190080	MACHINES FOR PREPARING TEXTILE FIBERS, NESOI	NO	63	186,451
8445400000	TEXTILE WINDING (INC WEFT WIND) OR REELING MACHINE	NO	4	15,600
8445900000	MAC,PROD TEX YRN & PREP,USE ON MAC,HEAD 8446,8447	NO	4	17,886
8446290000	WEAVING MACH,FABRIC EXCEED 30CM,SHUTTLE TYPE,NESOI	NO	1	49,950
8446300000	WEAVING MACH F FABRICS OV 30 CM WIDE, SHUTTLELESS	NO	4	5,979
8447111000	HOSIERY KNIT MAC,CIRCUL,CYL DIAMETER NOT EXC 165MM	NO	57	145,955
8447119000	CIRCULAR KNIT MCH, CYL DIA NOT OV 165MM,EX HOSIERY	NO	1	5,750
8447121000	HOSIERY KNIT MACH,CIRCUL,CYL DIAMETER EXC 165 MM	NO	33	88,350
8447900000	KNIT MCH,NESOI, & TUFT MCH;MCH F MAKE LACE,NET,ETC	NO	11	134,291
8448110000	DOB & JAC;CARD REDUC,COPY,PUNCH,ASSM MAC AS AUX MC	X		12,077,424
8448190000	AUXILIARY MAC FOR MAC OF HEAD 8444,8445,8446,8447	X		56,183
8448201000	PTS OF MACH FOR EXTRUD OR DRAW MAN-MADE TEXT FILMT	X		23,580
8448205010	PARTS OF TEXTURING MACHINES	X		2,673
8448205090	PTS & ACCESS OF MACH OF HEAD 8444 OR THEIR AUX MAC	X		8,790
8448310000	CARD CLOTHING	M2	17	7,372
8448320010	PARTS OF COTTON GINS	X		26,643
8448320090	PTS OF MACH FOR PREPAR TEXTILE FIBRS,NESOI	X		135,651
8448330000	SPINDLES,SPIN FLYERS,SPIN RINGS & RING TRAVELLERS	X		23,064
8448395000	PARTS OF WINDING OR REELING MACHINES	X		5,000
8448399000	PTS & ACCES OF MACH OF HEAD 8445 OR THEIR AUX MAC	X		16,058
8448490000	PARTS & ACCES OF WEAV MACH OR THEIR AUX MACH,NESOI	X		57,226
8448514000	NEEDLES FOR KNITTING MACHINES	THS	8,587	920,220
8448515000	SINKER,NEEDLE,&OTHER ART USED IN FORM STITCH,NESOI	X		61,680
8448591000	PARTS OF KNITTING MACHINES	X		706,702
8448595000	PTS & ACCES OF MACH OF HEAD 8447 OR THEIR AUX MACH	X		117,284
8449000000	MACH F MANUF OR FINISH NONWOVENS;HAT BLOCKS; PARTS	X		33,626
8450110010	WASHING MACH, COIN OPERATE, AUTO, CAP NOT EXC 10 K	NO	387	244,217
8450110090	WASH MACH,EXC COIN OPERATE, AUTO,CAP NOT EXC 10 KG	NO	14,652	4,175,754
8450120000	WASH MAC WITH BLT-IN CENT DRY,CAP NOT EXC 10 KG	NO	244	62,783
8450190000	WASH MACH, CAPACITY NOT EXC 10 KG, HOUSEHOLD,NESOI	NO	164	61,000
8450200010	WASH MACH,COIN OP,CAP EXC 10KG,HOUSEHOLD,LAUNDRY	NO	26	78,997
8450200090	WASH MACH,CAP EXC 10KG, HOUSEHOLD,LANDRY-TYP,NESOI	NO	1,321	503,998
8450900000	PTS OF HOUSEHOLD OR LNDRY-TYP WASH MAC INC WSH/DRY	X		412,715
8451100000	DRY-CLEANING MACHINES	NO	17	107,302
8451210010	DRYING MACH, COIN OPERATED, CAP NOT EXCEED 10 KG	NO	136	32,649
8451210090	DRYING MACH, EXC COIN OP, CAP NOT EXCEEDING 10 KG	NO	7,259	1,426,115
8451290010	DRYING MACH, FOR DRYING MADE UP ARTICLES, NESOI	NO	1,037	394,094
8451290090	DRYING MACHINES, NESOI	NO	6	76,988
8451300000	IRONING MACH AND PRESSES (INCLUD FUSING PRESSES)	NO	15	55,806
8451400000	WASHING, BLEACHING OR DYEING MACHINES	NO	846	859,133
8451500000	MACH FOR REEL,UNREEL,FOLDING,CUT OR PINK TEXT FAB	NO	512	189,414
8451800000	MACHINERY OF HEADING 8451, NESOI	NO	21,107	7,191,033
8451900010	PTS,MAC FOR WASH,DRY-CLEAN,IRON,PRESS,DRY TEXT ART	X		53,287
8451900090	PARTS OF MACHINERY OF HEADING 8451, NESOI	X		953,334
8452100000	SEWING MACHINES OF THE HOUSEHOLD TYPE	NO	1,519	234,428
8452210000	SEW MACH, EXC HOUSEHOLD TYPE, AUTOMATIC UNITS	NO	26	84,086
8452290000	SEWING MACH, EXCEPT HOUSEHOLD TYPE, NESOI	NO	574	904,081
8452300000	SEWING MACHINE NEEDLES	THS	381	37,182
8452400000	FURNITURE, BASES & COVERS FOR SEWING MACH & PARTS	X		169,905
8452900010	PARTS OF HOUSEHOLD SEWING MACHINES, NESOI	X		56,581
8452900090	PARTS OF SEWING MACHINES, NESOI	X		124,356
8453100000	MACH FOR PREPAR,TANN OR WORK HIDS,SKINS OR LEATHER	NO	19	38,518
8453200000	MACHINERY FOR MAKING OR REPAIRING FOOTWEAR	NO	45	117,111
8453900000	PARTS OF MACH F PREP OR MAKE ART OF HIDES,LEATHER	X		40,445
8454100000	CONVERTERS USED IN METALLURGY OR FOUNDRIES	NO	4	72,971
8454200010	INGOT MOLDS FOR STEEL INGOTS	NO	345	279,329
8454200090	LADLES USED IN METALLURGY OR FOUNDRIES; INGOT MOLD	KG	28	13,360
8454300010	DIE CASTING MACHINES	NO	17	176,325
8454300090	CASTING MACHINES EXCEPT DIE CASTING	NO	1	125,000
8454900030	PARTS OF DIE CASTING MACHINES	X		180,270
8454900060	PARTS OF CASTING MACHINES EXCEPT DIE CASTING	X		80,360
8454900090	PTS OF CONVERT,LADLE,INGOT MOLDS,USED IN METLLURGY	X		126,360
8455210000	HOT OR COMBINATION HOT & COLD ROLL MILL EXC TUBE	NO	1	5,762
8455220000	COLD ROLLING MILLS EXCEPT TUBE ROLLING	NO	2	11,200
8455300010	ROLLS FOR ROLLING MILLS, GRAY IRON	KG	53	4,744
8455300090	ROLLS FOR ROLLING MILLS, NESOI	KG	654	25,922
8455900000	PARTS FOR METAL ROLLING MILLS EXC ROLLS FOR ROL MI	KG	631	46,918

TABLE - 1 SHIPMENTS OF MERCHANDISE FROM THE UNITED STATES TO PUERTO RICO, BY COMMODITY:
FISCAL YEAR 2003

COMM CODE	DESCRIPTION	UNIT	QUANTITY	VALUE - $
8456100000	LASER OR OTHER LIGHT OR PHOTON BEAM MACHINE TOOLS	NO	30	659,577
8456300000	ELECTRO-DISCHARGE MACHINE TOOLS FOR REMOVING MATL	NO	1	125,164
8456993005	MACHINE TOOLS,N/C,METAL-WORKING,ELC-CHEM. PROCESS	NO	1	11,918
8456993040	MACHINE TOOLS, METAL WKNG,N/C,NESOI,ELC-BM,PLS-ARC	NO	5	101,170
8456993060	MACHINE TOOLS, METAL-WORKING, ELEC-CHEM. PROCESS	NO	6	103,891
8456995000	MACHINE TOOLS, NESOI, O/T METAL, BEAM,ETC.,PROCESS	NO	2	93,354
8457100015	MAC CENTR,AUTO TOOL CHG,VERT-SPIN,Y-AXIS N/O 660MM	NO	1	90,899
8457100045	MACHING CENTERS, WITHOUT AUTOMATIC TOOL CHANGERS	NO	6	170,700
8458110005	HORIZONTAL LATHES, METAL REMOVING, N/C, USED/REBLT	NO	4	207,373
8458110090	HORIZ LATHES,EXC MULTI SPIN,MTL REMOV,>37.3KW,N/C	NO	1	89,576
8458190020	HORIZ LATHES, MTL REMOV, EXC N/C, UNDER $3025 NEW	NO	3	5,130
8458190090	HORIZ LATHES, MTL REMOV,EXC N/C,>$3,025, NEW,NESOI	NO	1	5,850
8458995060	LATHES FOR REMOVING METAL,EXC N/C,UNDER $3025 ,NEW	NO	62	91,997
8458995090	LATHES FOR REMOVING METAL,EXC N/C,OVER $3025, NEW	NO	2	32,000
8459100000	WAY-TYPE UNIT HEAD MACHINES	NO	1	44,000
8459210040	DRILLING MACH, METAL, N/C, USED OR REBUILT	NO	1	20,000
8459210080	DRILLING MACH, METAL, N/C, NEW	NO	1	57,850
8459290010	DRILLING MACH, METAL, EXCEPT N/C, USED	NO	11	32,657
8459290020	DRILL MACH, METAL, EXCEPT N/C, UND $3025 NEW	NO	34	15,331
8459290090	DRIL MC,MTL REMOV,EX MULTI SPIN,EX N/C,OV$3025,NEW	NO	1	20,000
8459310005	COMB BORING-MILLING MACH, METAL REMOV, N/C, USED	NO	2	22,000
8459390040	BOR-MIL MAC,HORIZ SPIN,MTL REMOV,EXC N/C OVER$3025	NO	1	72,000
8459400010	BORING MACHINES, METAL REMOVING, USED OR REBUILT	NO	2	40,000
8459400020	BORING MACH, METAL REMOVING, UNDER $3025 NEW	NO	155	228,562
8459400080	BORING MACH,EX VERT,MTL REMOV,EXC N/C, OV $3025 NE	NO	2	243,742
8459510040	MILLING MACHINES, KNEE TYPE, METAL REMOV, N/C,USED	NO	4	20,122
8459590020	MILLING MACH,KNEE TYP,MTL REMOV, EX N/C,UN$3025,NE	NO	3	3,748
8459610040	MILLING MACH,EXC KNEE TYP,MTL REMOV, N/C, USED	NO	1	10,000
8459610080	MILLING MACH, EXC KNEE TYP, MTL REMOV, N/C, NEW	NO	5	465,550
8459690020	MILL MAC,EXC KNEE TYP,MTL REMOV,EX N/C,UN$3025,NEW	NO	5	8,321
8459690090	MIL MAC,MTL REMOV,EXC N/C,OVER $3025, NEW, NESOI	NO	11	52,700
8459700080	THREAD/TAPP MAC,MTL REMOV,EX N/C,OV$3025,NEW,NESOI	NO	2	13,460
8460290050	GRINDING MACH, METAL REMOV, ACCUR 0.01 MM, NESOI	NO	4	1,070,618
8460400020	HONING OR LAPPING MACH,MTL REMOV,UNDER $3025 NEW	NO	30	9,282
8460400080	HONING/LAPPING MACH,MTL REMOV,EX N/C, OV $3025,NEW	NO	1	12,145
8460900020	MAC TLS FR FINISH MTL USE ABRAS,NESOI,UN$3025, NEW	NO	96	57,596
8460900080	MAC TOOLS USING ABRASIVES,NESOI,EX N/C,OV$3025,NEW	NO	3	40,695
8461200070	SHAP OR SLOT MAC,MTL REMOV,EXC N/C,UNDER $3025,NEW	NO	49	31,276
8461401010	GEAR CUTTING MACH, METAL REMOVING, USED/REBUILT	NO	9	426,237
8461405040	GEAR GRIND OR FINISH MACH,MTL REMOV,UN $3025, NEW	NO	1	2,995
8461500010	SAWING OR CUTTING-OFF MACH, MTL REMOV, USED/REBLT	NO	2	40,772
8461500020	SAW OR CUT-OFF MACH, MTL REMOV, UNDER $3025, NEW	NO	5	4,620
8461500090	SAW OR CUT-OFF MAC,MTL REMOV,EXC N/C, $3025 OV, NE	NO	1	4,100
8461906050	MAC TOOLS,MTL REMOV,NT NUM CTRL,UN$3025,NEW,NESOI	NO	104	9,362
8461906090	MAC TOOLS WRK BY REMOV MTL,NESOI,EX N/C,$3025V NEW	NO	11	58,304
8462100010	FORGE OR DIE STAMP MAC (INC PRESS) AND HAMMER,USED	NO	3	56,702
8462100050	FORG/DIE STAMP MAC & HAMER,EX HEADER & UPSETER,NEW	NO	1	89,800
8462210040	BEND,FOLD,STRAIGHTEN,FLATTEN MAC,MTL FORM,N/C,USED	NO	11	74,693
8462210080	BEND,FOLD,STRAIGHTEN,FLATTEN MAC,MTL FORM,N/C,NEW	NO	8	486,175
8462290010	BEND,FOLD,STRAIGHT,FLAT MAC, MTL FORM,EXC N/C,USED	NO	1	4,900
8462290020	BEND,FOLD,STRAIGHT OR FLAT MAC,EX N/C,UN $3025,NEW	NO	160	19,190
8462290030	PRESS BRAKES, MTL FORMING, EXC N/C, $3,025 OV, NEW	NO	6	130,500
8462290040	BENDING ROLLS, MTL FORMING, EXC N/C, $3,025 OV, NE	NO	2	27,200
8462310040	SHEARING MACHINES,EXC COMB, METAL FORM, N/C, USED	NO	1	27,575
8462390010	SHEARING MACH, EXC COMB, MTL FORM, EXC N/C, USED	NO	1	10,000
8462390020	SHEARING MAC,EXC COMB,MTL REMOV,EX N/C,UN$3025,NEW	NO	3	7,186
8462390050	SHEARING MAC,EXC COMB,MTL REMOV,EX N/C, $3025 OV,	NO	4	13,455
8462410040	PUNCHING OR NOTCHING MAC, INC COMB, N/C, USED	NO	3	4,350
8462410080	PUNCHING OR NOTCHING MACH, INC COMB, N/C, NEW	NO	1	130,580
8462490050	PUNCH OR NOTCH MACH,INC COMB,EXC N/C, $3025 OV ,NE	NO	16	19,104
8462910030	HYDRAULIC PRESSES, METAL FORMING, USED OR REBUILT	NO	6	45,976
8462910060	HYDRAULIC PRESSES, METAL FORMING, N/C, NEW	NO	3	36,751
8462990020	MACHS, WRK BY FORM MTL, NESOI, $3025, UN, NEW	NO	62	76,350
8463300060	MACH FOR WORKING WIRE,MTL FORMING, UN $3025, NEW	NO	966	340,300
8463300080	MACH FOR WORKING WIRE, MTL FORMING, $3,025 OV, NEW	NO	40	821,669
8463900040	MACH TOOLS FOR WRKING MTL W/OUT REMOV,NESOI,USED	NO	3	20,980
8463900060	MACH FOR WRKING MTL W/OUT REMOV,NESOI,UN$3025,NEW	NO	609	43,569
8463900080	MACH F WORK MTL W/OUT REMOVE, NESOI,$3025 & OV,NEW	NO	23	214,628

TABLE - 1 SHIPMENTS OF MERCHANDISE FROM THE UNITED STATES TO PUERTO RICO, BY COMMODITY:
FISCAL YEAR 2003

COMM CODE	DESCRIPTION	UNIT	QUANTITY	VALUE - $
8464100040	SAWING MACH FOR WORKING STONE,CERAMICS,LIKE MATRLS	NO	2	89,120
8464100080	SAWING MACH FOR WORKING STONE,CERAMICS,LIKE MATRLS	NO	34	162,876
8464200050	GRINDING OR POLISHING MACHINES FOR MINERAL MATL	NO	51	198,162
8464901040	MACH TOOLS TO SCRIBE OR SCORE SEMICONDUCTOR WAFERS	NO	2	55,350
8464901060	MACH TLS FOR WET-ETCHING SEMICONDUCTOR WFRS, NESOI	NO	1	28,000
8464909010	GLASS-WORKING MACH, EXC GRINDING OR POLISHING	NO	1	17,600
8464909090	MACH TOOLS FOR WRKNG STONE OR LIKE MINRL MATRL,NES	NO	48	117,057
8465100005	WOODWORKING TENONERS, USED OR REBUILT	NO	1	20,000
8465100015	WDWRKNG MAC,DFRNT OP,W/O TL CHNG,NO TEN.USED/REBLT	NO	1	5,000
8465100035	WDWRKING TENONERS, (EXCPT NUMERICALLY CNTRLLD) NEW	NO	1	6,716
8465100045	WDWRKNG MAC,DFFRNT OPER,NO TL CHNGE,EXCPT TEN.,NEW	NO	18	432,709
8465100050	MAC WRK CORK,BONE,ETC,MACHIN OPERATION NO TOOL CHG	NO	432	111,582
8465910002	RIP SAWS,WOODWORKING, USED OR REBUILT	NO	33	20,854
8465910012	BAND SAWS,WOODWORKING, USED OR REBUILT	NO	95	23,546
8465910020	WOODWORKING SAWING MACHINES,NESOI,USED OR REBUILT	NO	3	3,100
8465910027	SAWMILL MACHINES, NEW	NO	2	64,707
8465910036	TILTING ARBOR TABLE SAWS, WOODWORKING, NEW	NO	1,123	180,900
8465910041	RIP SAWS,WOODWORKING, NEW	NO	1	3,674
8465910047	MITER SAWS, WOODWORKING, NEW	NO	1,819	253,799
8465910064	BAND SAWS,WOODWORKING,NEW VALUED UNDER $1,000EA	NO	62	6,892
8465910068	BAND SAWS,WOODWORKING,NEW,VALUED $1,000 OR OVER EA	NO	1	5,495
8465910076	WOODWORKING SAWING MACHINES, NESOI, NEW	NO	3	3,495
8465910090	SAWING MACHINES, HARD MATL, EXCEPT WOOD, NESOI	NO	2	16,700
8465920010	PLAN,MILL,MLDING MACH(BY CUT),WDWRKNG,USED/REBUILT	NO	3	12,303
8465920031	MOLDERS, WOODWORKING, NEW	NO	1	6,250
8465920041	JOINTERS, WOODWORKING, NEW	NO	2	6,435
8465920074	ROUTERS FOR WOODWORKING	NO	5	36,374
8465920078	OTHER,PLAN,MILL,MLDING(CUT)MACH,WDWRKNG,NESOI,NEW	NO	80	50,300
8465920090	PLAN,MILL,MLDNG(BY CUT)MACH,HRD MTL,NOT WOOD,NESOI	NO	2	138,386
8465930004	BELT SANDERS,WOODWORKING,BELT WIDTH 60CM OR >,U/R	NO	156	24,101
8465930027	EDGE BELT SANDERS, WOODWORKING, NEW	NO	28	2,568
8465930065	BELT SNDRS,WDWRKING,BELT 60CM OR >,NOT EDGE, NEW	NO	297	19,895
8465930075	OTH,GRIND,SAND OR PLISH MCH,WOODWORKING,NESOI,NEW	NO	4	9,820
8465930090	GRND,SND OR PLSHNG MACH, HRD MTL,(NOT WOOD), NESOI	NO	854	45,245
8465940005	BENDING OR ASSEMBLING MACHINES, WOODWORKING, U/R	NO	242	61,060
8465940025	EDGEBANDING MACHINES, WOODWORKING, NEW	NO	26	2,621
8465940035	LAMINATING MACHINES, WOODWORKING, NEW	NO	38	148,667
8465940055	PRESSES, (EXCEPT COLD), WOODWORKING, NEW	NO	37	5,143
8465940065	BENDING/ASSEMBLING MACHINES,WOODWORKING,NESOI,NEW	NO	4	19,196
8465940090	BNDING OR ASSMBLNG MACH, HRD MATL,(NOT WOOD),NESOI	NO	75	141,606
8465950038	DRILLING MACHINES, WOODWORKING, NEW	NO	140	10,909
8465950090	DRLLING OR MRTSING MACH, HARD MATL,(NOT WOOD)NESOI	NO	1	38,010
8465960015	LOG SPLITTERS, WOODWORKING	NO	4	20,000
8465960025	CHIPPERS, WOODWORKING MACHINERY	NO	6	57,075
8465960050	SPLITTING, SLICING OR PARING MACH, HARD MATL,NESOI	NO	19	48,414
8465998010	VENEER LATHES, WOODWORKING MACHINES	NO	65	21,067
8465998070	WOODWORKING MACHINE TOOLS, NESOI	NO	2	15,072
8465998090	MACH TLS FOR WKNG HRD MTRLS,(NOT WOOD),NESOI	NO	19	76,912
8466100010	TOOL HOLDERS FOR FORMING-TYPE OR CUTTING TYPE DIES	X		78,516
8466100030	HOLDERS FOR REPLACEABLE CUTTING OR DRILL INSERTS	X		336,919
8466100070	TOOL HOLDERS AND SELF-OPENING DIEHEADS, NESOI	X		669,496
8466201010	JIGS & FIXTURES, WORK HOLDERS, GEAR CUTTING USE	X		103,993
8466201090	WORK HOLDERS FOR CUTTING GEARS EXC JIGS & FIXTURES	X		398,610
8466208020	JIGS & FIXTURES, WORK HOLDERS FOR MTLWRKING MACHS	X		40,532
8466208030	WORK HOLDERS FOR MTLWRKING MACH, EXC JIGS/FIXTURES	X		433,255
8466208040	JIGS & FIXTURES, NESOI, FOR MACH TOOLS,	X		127,259
8466208060	WORK HOLDERS FOR MACHINE TOOLS, NESOI	X		350,306
8466301000	DIVIDING HEADS FOR MACHINE TOOLS	X		42,070
8466306040	SPECIAL ATTCHMNTS FOR WDWRKING MACH TOOLS	X		44,095
8466306080	MCH,NOT WDWKNG,AS SPCL ATTCHMNTS FOR MCH TLS NESOI	X		101,711
8466308050	SPEC ATTACH, NESOI, FOR MACH TOOLS	X		322,660
8466910000	PARTS FOR MACHINES OF HEADING 8464	X		484,827
8466920020	PARTS FOR WOODWORKING MACHINES	X		59,363
8466920080	OTHER PARTS FOR MACHINES OF HEADING 8465	X		1,142,890
8466933050	PART/ACCES OF METLWKNG MACH TOOLS FOR CUTTING GEAR	KG	27,209	4,641,854
8466939000	PARTS F MACH OF HEADING 8456 TO 8461,EXC GEAR CUT	KG	476,810	5,092,438
8466940000	PARTS FOR MACHINES OF HEADING 8462 OR 8463	X		2,335,601
8467111040	GRINDERS, POLISHERS & SANDERS,MTL WRK,RTY,PNEU,HND	NO	4,362	631,766

TABLE - 1 SHIPMENTS OF MERCHANDISE FROM THE UNITED STATES TO PUERTO RICO, BY COMMODITY:
FISCAL YEAR 2003

COMM CODE	DESCRIPTION	UNIT	QUANTITY	VALUE - $
8467111080	ROTARY TYP PNEU HND-DIR TLS FOR METALWORKING,NESOI	NO	2,750	206,858
8467115010	ROCK DRILLS, ROTARY TYP, PNEU HAND DIRECTED,NESOI	NO	24	7,955
8467115020	DRILLS,EX ROCK,SCREWDRIVERS,NUT RUNERS,RTY,PNEU,HD	NO	1,420	376,911
8467115040	WRENCHES, ROTARY, PNEU, HAND-DIR TOOLS, NESOI	NO	29	7,182
8467115090	ROTARY TYPE PNEUMATIC HAND-DIRECTED TOOLS, NESOI	NO	120	54,106
8467191000	PNEUMATIC HAND-DIR TOOLS, SUITABLE FR MTLWRK,NESOI	NO	27	7,022
8467195030	PNEUMATIC, HAND-HELD FORCE FEED LUBRICATING EQUIP	NO	2,154	682,634
8467195060	PNEUMATIC TOOLS FOR CONST OR MINING, HAND-DIRECTED	NO	464	246,892
8467195090	PNEUMATIC TOOLS, HAND-DIRECTED, NESOI	NO	4,106	362,165
8467210010	ELECTRIC HAND DRILLS, ROTARY, BATTERY POWERED	NO	2,637	70,624
8467210050	ELECTRIC HAND DRILLS, ROTARY, CHUCK GE 12.7 MM, AC	NO	4	2,554
8467210070	ELECTRIC HAND DRILLS OTHER THAN ROTARY	NO	13,484	1,588,290
8467220020	ELECTRIC HAND SAWS, CIRCULAR TYPE	NO	1,810	140,612
8467220040	ELECTRIC HAND SAWS, CHAIN TYPE	NO	892	104,138
8467220070	ELECTRIC HAND SAWS, RECIPROCATING AND JIG TYPES	NO	15	3,389
8467220090	ELECTRIC HAND SAWS, NESOI	NO	1,826	220,205
8467290010	ELECTRIC HAND ANGLE GRINDERS, SANDERS & POLISHERS	NO	25,434	741,768
8467290015	ELECTRIC HAND ORBITAL AND STRAIGHT-LINE SANDERS	NO	208	34,300
8467290030	ELEC HD GRNDRS,SNDRS,&PLSHR;NT ANGLE,ORBTL,STRG-LN	NO	710	69,749
8467290040	ELECTRIC HAND SCREWDRIVERS, NUT-RUNNERS, IMPACT WR	NO	170	20,689
8467290055	ELECTRIC HAND ROUTERS	NO	138	108,326
8467290070	ELECTRIC HAND GRASS AND WEED TRIMMERS/EDGERS	NO	25,858	2,768,600
8467290085	ELECTRIC HAND SCISSORS	NO	552	15,955
8467290095	ELECTROMEHANICAL HAND TOOLS,NESOI	NO	708	353,889
8467810000	CHAIN SAWS	NO	175	53,207
8467891000	HAND TLS, SLF-CONTAIN NONELEC MTRS, MTLWRKIN,NESOI	NO	312	109,820
8467895030	GAS POWRED GRASS & WEED TRIM & BUSHCUT,HAND-DIRECT	NO	769	72,060
8467895060	HAND-DIR TOOLS FOR AGRICULT OR HORTICULT, NESOI	NO	130	41,357
8467895090	HAND-DIR OR CONTROL TLS, SLF CONTAIN,NONELEC,NESOI	NO	855	587,938
8467910100	PARTS NESOI, OF CHAIN SAWS	X		19,694
8467920050	PARTS OF PNEU HAND-HELD FORCE FEED LUBRICAT EQUIP	X		12,595
8467920090	PARTS OF PNEUMATIC HAND-DIR OR CONTROL TOOLS,NESOI	X		319,199
8467990130	PARTS NESOI,OF GAS POWERED GRASS, WEED TRM,BRSHCUT	X		170,082
8467990190	PARTS OF HAND-DIR OR CONTROL TOOLS, NESOI	X		46,694
8467990195	PARTS OF HAND-DIR OR CONTROL TOOLS, NESOI	X		19,776
8468100000	HAND-HELD BLOW TORCHES	NO	444	30,230
8468201000	GAS-OPERATE MCH F SOLDERG, BRAZNG,WELDG, HAND-DIR	NO	375	65,551
8468205000	GAS-OPER MCH F SOLDER, BRAZE, WELD, EX HAND DIRECT	NO	42	63,862
8468801000	MACH F SOLDER,ETC O/T GAS & HDG 8515, HAND-DIRECT	NO	1,157	323,834
8468805000	MACH F SOLDER,ETC O/T GAS & HDG 8515,NOT HAND-DIR	NO	267	144,471
8468901000	PARTS OF HAND-DIRECTED MCH F SOLDERING,WELDING ETC	X		61,676
8468905000	PARTS OF MCH F SOLDERING, WELDING, NESOI	X		176,408
8469110000	WORD PROCESSING MACHINES	NO	8	18,554
8469120000	AUTOMATIC TYPEWRITERS	NO	32	15,190
8469200020	ELEC TYPEWRITERS,NESOI, WEIGHING 12 KG OR LESS	NO	1	4,495
8469200040	ELECTRIC TYPEWRITERS, NESOI	NO	1	3,140
8469300020	NONELEC TYPEWRITERS, WEIGHING 12 KG OR LESS	NO	122	5,199
8469300040	NONELECTRIC TYPEWRITERS, NESOI	NO	93	57,235
8470100000	ELEC CALCULATORS,OPERATE W/O EXTERNAL POWER SOURCE	NO	6,532	495,290
8470210000	ELEC CALCULATING MCH,NESOI, WITH PRINTING DEVICE	NO	4,075	927,038
8470290000	ELECTRONIC CALCULATING MACHINES, NESOI	NO	6,627	289,863
8470300000	CALCULATING MACHINES EXCEPT ELECTRONIC	NO	119	46,211
8470400000	ACCOUNTING MACHINES	NO	11	67,950
8470500020	POINT-OF-SALE TERMINAL TYPE CASH REGISTERS	NO	831	1,219,731
8470500060	CASH REGISTERS,EXCEPT POINT-OF-SALE TERMINALS	NO	759	769,582
8470900010	POSTAGE-FRANKING MACHINES INCORP CALCULATE DEVICE	NO	96	278,412
8470900090	TICKET-ISSUING & SIMILAR MCH,NESOI,W CALCULATE DEV	NO	308	62,485
8471100000	ANALOG OR HYBRID ADP MACHINES	NO	9,459	5,640,561
8471300000	PORT DIGTL AUTOMATIC DATA PROCESS MACH NOT > 10 KG	NO	12,474	20,650,462
8471410035	DIGITAL ADP MCH W CPU & INPUT/OUTPUT UNT,COLOR CRT	NO	2,824	4,636,303
8471410065	DIGITAL ADP MCH W CPU & INPUT/OUTPUT,CRT EXC COLOR	NO	501	494,736
8471410095	DIGITAL ADP MCH W CPU & INPUT/OUTPUT UNT, W/O CRT	NO	1,919	5,532,481
8471491035	DGTL PROC UNT FRM OF SYST W/STOR,IN&OUTPUT COL CRT	NO	1,209	3,550,656
8471491065	DGTL PROC UNT FORM OF SYST W/STR,IN&OUTPUT CRT N/C	NO	70	275,459
8471491095	DGTL PROC UNT W SYST STORG,INPUT,OUTPT UNT,W/O CRT	NO	165,272	87,977,040
8471491500	COMB IN/OUTPUT UNIT,EXPORTED W/ REST OF ADP SYSTEM	NO	1,150	773,036
8471492100	KEYBOARD UNITS, ENTERED AS PART OF A SYSTEM	NO	1,018	650,132
8471492400	DISPLAY UNITS W/OUT CRT, DIAG N>30.5CM,PT OF SYSTM	NO	392	369,491

TABLE - 1 SHIPMENTS OF MERCHANDISE FROM THE UNITED STATES TO PUERTO RICO, BY COMMODITY:
FISCAL YEAR 2003

COMM CODE	DESCRIPTION	UNIT	QUANTITY	VALUE - $
8471492600	DISP UNIT,W/CLR CRT,EXPORTED W/REST OF THE SYSTEM	NO	8,434	1,481,810
8471492900	DISP UNIT,NESOI,EXPORTED WITH REST OF ADP SYSTEM	NO	1,787	689,121
8471493100	LASER TYPE PRINT UNTS,PROD >20 PAGES, ENT WITH SYS	NO	5,069	1,371,685
8471493200	LASER TYPE PRINT UNITS,PROD <20 PAGES,ENT AS SYSTM	NO	1,153	495,533
8471493300	LIGHT BAR ELECTRONIC TYPE PRINTER UNITS,PT OF SYST	NO	2	7,647
8471493400	INK JET TYPE PRINTER UNITS, ENT WITH RST OF SYSTEM	NO	84	141,628
8471493500	THERMAL TRANSFER TYPE PRINTER UNITS, PT OF SYSTEM	NO	48	94,541
8471493600	IONOGRAPHIC TYPE PRINTER UNITS, ENT AS PT OF SYSTM	NO	1	6,200
8471493730	DAISY WHEEL TYPE PRINTER UNITS, ENT WTH RST OF SYS	NO	5	3,448
8471493760	DOT MATRIX TYPE PRINTER UNITS, ENT AS PT OF SYSTEM	NO	127	104,380
8471493790	OTHER PRINTER UNITS, ENTERED AS PART OF A SYSTEM	NO	664	597,525
8471494200	OPTICAL SCANNERS & MAGNETIC INK REC DEV,PT OF SYST	NO	765	899,964
8471494850	CARD KEY & MAGNETIC MEDIA ENTRY DEV, ENT W/SYSTEM	NO	286	556,138
8471494875	OUTPUT DEVICES,NESOI,EXPORTED WITH REST OF SYSTEM	NO	24	902,888
8471494895	INPUT OR INPUT/OUTPUT UNITS, NESOI,AS PT OF SYSTEM	NO	14	341,050
8471495010	MAGNETIC DSK DR UNT>21 CM(8.3 IN) DIAMETR, PT SYST	NO	498	299,393
8471495020	FLEXIBLE (FLOPPY) MAGNETIC DISK DR UNTS,PT OF SYST	NO	400	71,920
8471495040	HARD MAGNETIC DISK DRIVE UNITS, ENT AS PT OF SYSTM	NO	811	1,425,036
8471495060	MAGNETIC DISK DRIVE UNITS, NESOI, ENT AS PT OF SYS	NO	155	1,056,690
8471495080	STORAGE UNITS, EXCLUDING MAGNETIC DISK DRIVE UNITS	NO	157	423,893
8471496000	CONTROL OR ADAPTOR UNITS, ENTERED AS PT OF SYSTEM	NO	1,394	358,041
8471497000	POWER SUPPLIES, ENTERED AS PART OF A SYSTEM	NO	2,338	639,702
8471499000	AUTOMATIC DATA PROCESS UNITS,NESOI, AS PT OF SYSTM	NO	3,865	2,451,430
8471500035	DIGTL PROC UNIT WITH COLOR CATHODE RAY TUBE (CRT)	NO	122	166,316
8471500065	DIGTL PROC UNT W STORGE,INPT/OTPT,CRT EX COL,NESOI	NO	2	8,736
8471500085	DIGITAL PROCESSING UNITS, NESOI	NO	20,708	95,426,161
8471601035	COMBINED INPUT/OUTPUT UNITS, W/COLOR CRT, NESOI	NO	384	165,799
8471601065	COMB INPUT/OUTPUT UNITS W/CRT EXCEPT COLOR, NESOI	NO	358	205,562
8471601095	COMB INPUT/OUTPUT UNITS W/OUT CATHODE RAY TB,NESOI	NO	532	433,989
8471602000	KEYBOARD UNITS, NESOI	NO	1,496	153,075
8471603000	DISPLAY UNITS W/OUT CAT RAY TUBE, /N>30.5CM, NESOI	NO	944	576,666
8471603500	DISPLAY UNITS W/COLOR CATHODE RAY TUBE, NESOI	NO	35,743	24,573,528
8471604540	DISPLAY UNITS W/COLOR CATHODE RAY TUBE,NESOI	NO	152	84,691
8471604580	DISPLAY UNITS W/CATHODE RAY TUBE EXC COLOR, NESDOI	NO	8,102	2,567,623
8471605100	LASER PRINTER UNTS,PROD >20 PGS,INC TRANS,CONT,PRT	NO	6,734	8,529,930
8471605200	LASER TYPE PRINTER UNITS, PROD < 20 PAGE,W/TRAN/PR	NO	3,132	1,913,880
8471605300	LIGHT BAR ELECT PRINT UNTS,INCORP TRANSPRT,PRT MEC	NO	36	65,475
8471605400	INK JET TYPE PRINTER UNTS,INCORP TRANSPRT,MECHANIS	NO	5,273	1,051,951
8471605500	THERMAL TRANSFER TYPE PRINTER UNITS,W/TRNSPRT,P,ME	NO	1,028	1,012,437
8471605760	DOT MATRIX PRINTER UNTS, INC TRANSPORT & PRINT MEC	NO	1,066	464,348
8471605790	OTHER PRINTER UNITS, INCORP TRANSPRT,CONT,PRT MECH	NO	230	266,915
8471606100	LASER TYPE PRINTER UNITS,PRODUCING > 20 PAGES, MIN	NO	3,360	2,284,054
8471606200	LASER TYPE PRINTER UNITS, PRODUCING < 20 PAGES,MIN	NO	24,614	3,166,072
8471606300	LIGHT BAR ELECTRONIC TYPE PRINTER UNITS, NESOI	NO	25	2,913
8471606400	INK JET TYPE PRINTER UNITS, NESOI	NO	1,185	484,379
8471606500	THERMAL TRANSFER TYPE PRINTER UNITS, NESOI	NO	67	133,126
8471606730	DAISY WHEEL TYPE PRINTER UNITS, NESOI	NO	141	14,992
8471606760	DOT MATRIX TYPE PRINTER UNITS, NESOI	NO	96	55,049
8471606790	OTHER PRINTER UNITS, NESOI	NO	2,274	1,258,956
8471607040	OUTPUT DEVICES, FOR PHSYICAL INCORP IN ADP MACH OT	NO	30	142,248
8471607080	INPUT OR INPUT/OUTPUT UNITS, INC IN ADP MACH/OTHER	NO	196	195,290
8471608000	OPTICL SCANNERS & MAGNETIC INK RECONITON DEV,NESOI	NO	2,566	3,354,147
8471609030	CARD KEY AND MAGNETIC MEDIA ENTRY DEVICES, NESOI	NO	132	220,112
8471609070	OUTPUT DEVICES, NESOI	NO	11	103,335
8471609090	INPUT OR COMBINATION INPUT/OUTPUT UNITS, NESOI	NO	1,426	231,150
8471701000	MAGNETIC DISK DRIVE UNITS>21 CM(8.3 IN) IN DIAMETR	NO	78	332,795
8471702000	MAGNETIC DISK DRIVE UNITS>21 CM(8.3 IN) IN DIAMETR	NO	212	434,623
8471703000	MAGNETIC DISK DRIVE UNITS>21 CM(8.3 IN) IN DIAMETR	NO	23	158,381
8471704035	FLEX(FLOPPY)MAGNET DISK DRIVE UNT,NO CAB,POWER SUP	NO	488	105,407
8471704065	HARD MAGNETIC DISK DR UNT,NO CABNT/POWER SUP,NESOI	NO	28,307	15,991,816
8471704095	MAGNETIC DISK DRIVE UNT,NO CABINET/POWER SUP,NESOI	NO	468	234,993
8471705035	FLEXIBLE (FLOPPY) MAGNETIC DISK DRIVE UNITS,NESOI	NO	173	52,064
8471705065	HARD MAGNETIC DISK DRIVE UNITS, NESOI	NO	3,941	1,049,797
8471705095	MAGNETIC DISK DRIVE UNITS, NESOI	NO	2,488	1,071,493
8471706000	STORGE UNT, EXC MAGNET DSK DR UNT,NO CABINET,NESOI	NO	14,554	12,225,387
8471709000	STORAGE UNT, EXCLUD MAGNETIC DISK DR UNITS, NESOI	NO	3,926	16,417,044
8471801000	CONTROL OR ADAPTOR UNITS OF ADP MACH, NESOI	NO	81,664	27,297,807
8471804000	UNTS FR PHYSICAL INC INTO DATA PROCESS UNITS,NESOI	NO	275	849,774

TABLE - 1 SHIPMENTS OF MERCHANDISE FROM THE UNITED STATES TO PUERTO RICO, BY COMMODITY:
FISCAL YEAR 2003

COMM CODE	DESCRIPTION	UNIT	QUANTITY	VALUE - $
8471809000	AUTOMATIC DATA PROCESSING UNITS, NESOI	NO	389	666,621
8471900000	ADP MAC&UNTS THEREOF;MAG/OPT RDER,TRNSCRB,PROC DAT	NO	18,797	9,684,442
8472100000	DUPLICATING MACHINES	NO	6,346	922,440
8472200000	ADDRESSING MACH & ADDRESS PLATE EMBOSSING MACH	NO	17	29,065
8472300000	MAIL SORTING, OPENING, POSTAGE AFFIXING,ETC, MACH	NO	290	2,097,871
8472901000	AUTOMATIC TELLER MACHINES	NO	104	353,853
8472908000	OFFICE PRNT MACH, OTHR THN THOSE OF 8443 OR 8473	NO	939	1,187,080
8472909000	OFFICE MACHINES, NESOI	NO	121,778	25,925,070
8473100020	PARTS OF WORD PROCESSING MACHINES	X		167,958
8473100095	PARTS & ACCESSORIES OF TYPEWRITERS	X		333,057
8473210000	PARTS OF ELECTRONIC CALCULATING MACHINES	X		775,936
8473290000	PARTS FOR MACH,NESOI, INCORP CALCULATING DEVICE	X		4,954,300
8473300000	PARTS & ACCESSORIES FOR ADP MACHINES & UNITS	X		297,258,110
8473408000	PARTS AND ACCESSORIES OF GOODS OF SUB 8472.90.80	X		2,038,078
8473408500	PRTS AND ACCESSRIES OF MACHNS OF HDING 8472, NESOI	X		451,861
8473500000	PTS SUITBLE FR USE W MAC OF 2/MORE HEAD 8469-8472	X		1,906,988
8474100010	SORT,SCREEN,SEPARATE OR WASH MACH FOR MINERL, PORT	NO	42	281,835
8474100090	SORT,SCREEN,SEPARATE OR WASH MACH F MINERL,STATNRY	NO	17	371,547
8474200010	CRUSHING OR GRINDING MACH FOR MINERALS, PORTABLE	NO	15	444,644
8474200050	CRUSHING MACHINES FOR MINERALS, STATIONARY	NO	8	65,153
8474200070	GRINDING MACHINES FOR MINERALS, STATIONARY	NO	16	343,019
8474310000	CONCRETE OR MORTAR MIXERS	NO	152	485,538
8474390000	MIXING OR KNEADING MACH, NESOI, FOR MINERAL SUBSTN	NO	12	163,453
8474800010	MACH, NESOI, F CERAMIC PASTE, UNHARD CEMENTS, ETC	NO	6	186,380
8474800090	MACH, NESOI, F AGGLOMRTNG,MOLDING,ETC MINERAL PROD	NO	16	107,817
8474900010	PARTS OF MCH F SORT, SCREEN, WASH, SEPARATE MINERA	X		210,503
8474900020	PARTS OF MACH FOR CRUSHING OR GRINDING MINERALS	X		568,015
8474900050	PARTS OF MACH FOR MIXING OR KNEADING MINERALS	X		354,525
8474900090	PARTS OF MCH,NESOI, F MINERAL PROD & FOUNDRY MOLDS	X		344,762
8475100000	MACH F ASSEM ELEC LAMPS, TUBES ETC IN GLASS ENVLP	NO	21	163,385
8475290000	MACHINES FOR MANUF OR HOT WORKING GLASS, NESOI	NO	2	6,517
8475901000	PARTS OF MACH F ASSEN ELEC LAMPS, ETC IN GLASS ENV	X		256,412
8475909000	PARTS OF MACH FOR MANUFACTURE OR HOT WORKING GLASS	X		642,289
8476210000	AUTO BEVERAGE VENDING MACH INC HEAT OR REFRIG DEV	NO	368	665,954
8476290000	AUTO BEVERAGE VENDING MACH WITHOUT HEAT OR REFRIG	NO	558	1,753,306
8476810000	AUTO GOODS-VENDING MACH WITH HEAT OR REFRIG DEVICE	NO	698	250,012
8476890000	AUTO GOODS- VENDING MACH WITHOUT HEAT OR REFRIG	NO	242	277,217
8476900000	PARTS OF AUTOMATIC VENDING MACHINES	X		679,445
8477106010	INJECT-MOLDING MACH F PROC RUBBER OR THERMOSET MTL	NO	10	898,100
8477106070	INJECT-MOLDING MACH FOR PROCESSING THERMOPLASTICS	NO	5	1,538,530
8477200005	EXTRUDERS,SINGLE SCREW,RUBBER,THERMOSETTING MTRLS.	NO	1	90,408
8477200015	EXTRUDERS,SINGLE SCREW,RUBBER,THERMOSETTING MTRLS.	NO	6	402,000
8477200030	EXTRUDERS, SINGLE SCREW, FOR THERMOPLASTICS	NO	2	36,257
8477300000	BLOW-MOLDING MACHINES	NO	10	62,024
8477400000	VACUUM-MOLDING MACH AND OTH THERMOFORMING MACHINES	NO	380	503,425
8477510010	MACHINERY F MOLDING OR RETREADING PNEUMATIC TIRES	NO	2	303,100
8477510090	MACHINERY FOR MOLDING OR FORMING INNER TUBES	NO	5	50,000
8477590000	MACH, NESOI, F MOLDG OR FORMG RUBBER OR PLASTICS	NO	33	933,225
8477800000	MACH, NESOI, FOR WORKING RUBBER OR PLASTICS	NO	81	412,861
8477900010	PARTS OF INJECTION-MOLDING MACHINES	X		2,364,244
8477900020	PARTS OF EXTRUDERS FOR RUBBER OR PLASTICS	X		606,615
8477900030	PARTS OF BLOW-MOLDING MACHINES	X		527,882
8477900040	PARTS OF MACHINES FOR FORMING PNEUMATIC TIRES	X		10,300
8477900090	PARTS, NESOI, OF MACH F WORKING RUBBER OR PLASTICS	X		1,016,726
8478100010	INDUSTRIAL CIGARETTE-MAKING MACHINES	NO	2	232,944
8478100090	MACH FOR PREPARING OR MAKING UP TOBACCO, NESOI	NO	1	50,000
8478900000	PARTS OF MACH,NESOI,FOR PREP OR MAKING UP TOBACCO	X		82,616
8479100040	PAVERS, FINISHERS & SPREADERS F CONCRETE, PUB WRKS	NO	18	1,344,513
8479100060	PAVER, FINISHER & SPREADER F BITUM MATL, PUB WRKS	NO	15	984,017
8479100080	MACHINERY, NESOI, FOR PUBLIC WRKS, BUILDING,ETC	NO	58	161,154
8479200000	MACH F EXTRACT OR PREP OF ANIMAL OR VEG FAT OR OIL	NO	3	18,300
8479300000	PRESSES F PARTCLE BD & OTH MCH F TREAT WOOD, CORK	NO	47	89,947
8479400000	ROPE OR CABLE-MAKING MACHINES	NO	3	19,059
8479500000	INDUSTRIAL ROBOTS FOR MULTIPLE USES	NO	28	236,463
8479600000	EVAPORATIVE AIR COOLERS	NO	1,141	566,255
8479810000	METAL TREATING MACH, INC ELECTRIC WIRE COIL-WINDER	NO	44	1,112,769
8479820040	MIXING, KNEADING OR STIRRING MACHINES, NESOI	NO	994	1,022,557
8479820080	CRUSH,GRIND,SCREEN,SIFT,EMULSFYG,ETC MACH,NESOI	NO	628	644,185

TABLE - 1 SHIPMENTS OF MERCHANDISE FROM THE UNITED STATES TO PUERTO RICO, BY COMMODITY:
FISCAL YEAR 2003

COMM CODE	DESCRIPTION	UNIT	QUANTITY	VALUE - $
8479891000	AIR HUMIDIFIERS OR DEHUMIDIFIERS	NO	4,471	3,982,624
8479892000	FLOOR POLISHERS	NO	537	392,520
8479893040	INDUSTRIAL VACUUM CLEANERS	NO	1,922	1,000,992
8479893080	VACUUM CLEANERS OTHER THAN INDUSTRIAL	NO	783	141,193
8479895500	TRASH COMPACTORS	NO	219	836,079
8479896500	ELECTROMECH APPL W/SELF-CONTAINED ELEC.MTRS,NESOI	X		133,323
8479897000	CARPET SWEEPERS	NO	5	4,380
8479898472	APPARATUS FOR GROWING SEMICONDUCTOR CRYSTALS	NO	1	104,480
8479898474	MACHINE TO COAT SEMICONDUCTOR WAFERS WITH EMULSION	NO	4	1,304,562
8479898490	MACH NESOI FOR PROD & ASSEMBLY OF SEMICONDUCTORS	NO	31	3,183,020
8479899600	PRT MACHINERY, OTHER THN HDING 8443, 8471 OR 8472	NO	55	285,371
8479899850	OIL AND GAS FIELD WIRE LINE AND DOWNHOLE EQUIPMENT	NO	3	3,022
8479899860	AUTOMOTIVE MAINTENANCE MACHINES, NESOI	NO	656	1,029,997
8479899865	HYDRAULIC ACCUMULATORS	NO	2	4,368
8479899885	ULTRASONIC CLEANING DEVICES	NO	10	129,849
8479899895	INDUSTRIAL VIBRATORS	NO	30	36,229
8479899897	MACHINES AND MECHANICAL APPLIANCES, NESOI	NO	562	4,861,988
8479899898	MACHINES AND MECHANICAL APPLIANCES, NESOI	NO	608	4,591,490
8479909440	PARTS OF INDUSTRIAL ROBOTS, NESOI	X		1,422,352
8479909450	PTS OF MACH FOR PUBLIC WORKS, BUILDING, ETC, NESOI	X		565,278
8479909455	PTS OF MACH FOR PUBLIC WORKS, BUILDING, ETC, NESOI	X		684,103
8479909460	PTS OF PRESS & OTH MACH FOR TREAT WOOD/CORK, NESOI	X		203,739
8479909465	PARTS OF MACH/MECHANICAL APPL FOR TREAT MTL,NESOI	X		1,957,440
8479909480	OTHER PARTS OF MACH & MECHANICAL APPLIANCES	X		12,264,757
8479909495	OTHER PARTS OF MACH & MECHANICAL APPLIANCES	X		10,595,869
8480100000	MOLDING BOXES FOR METAL FOUNDRY	NO	62	216,000
8480200000	MOLD BASES	NO	1,138	119,400
8480300000	MOLDING PATTERNS	NO	36	138,359
8480410000	MOLDS F METAL OR METAL CARBIDES,INJECT OR COMPRSSN	NO	20	676,934
8480490000	MOLDS, NESOI, FOR METAL OR METAL CARBIDES	NO	72	330,370
8480500000	MOLDS FOR GLASS	NO	1	31,545
8480600000	MOLDS FOR MINERAL MATERIALS	NO	388	1,754,765
8480711000	INJECT OR COMPRSSN MOLDS F RUB OR PLASTICS, SHOE	NO	1,753	1,503,274
8480714000	INJECT/COMPRES MOLD,RUBBER,MANUF SEMICONDUC DEVICE	NO	128	852,714
8480718045	INJECTION TYPE MOLDS FOR RUBBER OR PLASTICS, NESOI	NO	1,051	8,479,118
8480718060	COMPRESSION TYPE MOLD FOR RUBBER/PLASTICS, NESOI	NO	166	546,449
8480790000	MOLDS F RUBBER OR PLASTICS EXC INJECT OR COMPRESSN	NO	1,439	8,795,740
8481100020	PRESSURE-REDUCING CONTROL VALVES, FLUID POWER TYPE	NO	23,620	2,728,064
8481100040	PRESSURE-REDUCING CONTROL VALVES, PNEU.FLUID POWER	NO	1,088	190,434
8481100060	PRESSURE-REDUCING VALVES, PNEUMATIC FLUID POWER	NO	3,408	1,383,661
8481100090	OTHER PRESSURE-REDUCING VALVES, NESOI	NO	11,405	1,530,950
8481200010	HYDRAULIC VALVES, MANUAL, DIRECTIONAL CONTROL	NO	36	35,798
8481200020	HYDRAULIC VALVES, SOLENOID, DIRECTIONAL CONTROL	NO	1,082	179,476
8481200030	HYDRAULIC VALVES, NESOI, DIRECTIONAL CONTROL	NO	1,160	59,317
8481200040	HYDRAULIC VALVES, FLOW CONTROL TYPE	NO	7,362	255,518
8481200050	HYDRAULIC VALVES, NESOI	NO	1,557	182,798
8481200070	PNEUMATIC VALVES, NESOI, DIRECTIONAL CONTROL	NO	15,067	432,125
8481200080	OTHER PNEUMATIC VALVES, NESOI	NO	868	553,237
8481302010	CHECK VALVES OF IRON	NO	550	175,145
8481302090	CHECK VALVES OF STEEL	NO	759	92,999
8481309000	CHECK VALVES EXCEPT COPPER, IRON OR STEEL	NO	134,405	792,987
8481400000	SAFETY OR RELIEF VALVES	NO	25,233	1,933,458
8481801010	TAPS,COCKS,VALVES, HD OP, COPPER, UN 850 KPA	NO	8,212	522,991
8481801060	GATE TYPE VALVES, ETC, COPPER,HD OP,850 KPA & OV	NO	441	37,299
8481801075	PLUG TYPE VALVES, ETC, COPPER, HD OP,850 KPA & OV	NO	8	39,751
8481801085	BALL TYPE VALVES, ETC, COPPER, HD OP,850 KPA & OV	NO	1,127	26,144
8481801090	BUTTERFLY TYPE VALVE,ETC, COPPER,HD OP,850KPA & OV	NO	2	5,930
8481801095	TAPS,COCKS,VALVES,NESOI, COPPER,HD OP,850 KPA & OV	NO	257	188,220
8481803010	GATE TYPE TAPS,COCKS AND VALVES OF IRON,HAND OP	NO	2,144	163,346
8481803020	PLUG TYPE TAPS, COCKS AND VALVES, IRON, HD OP	NO	117	38,798
8481803025	BALL TYPE TAPS, COCKS AND VALVES, IRON, HD OP	NO	14	30,677
8481803030	BUTTERFLY TYPE TAPS, COCKS AND VALVES, IRON, HD OP	NO	4,043	150,073
8481803040	TAPS,COCKS AND VALVES, NESOI, OF IRON, HD OP	NO	1,072	113,391
8481803055	GATE TYPE TAPS, COCKS AND VALVES, STEEL, HD OP	NO	355	31,526
8481803060	GLOBE TYPE TAPS, COCKS AND VALVES OF STEEL, HD OP	NO	435	39,596
8481803065	PLUG TYPE TAPS, COCKS AND VALVES OF STEEL, HD OP	NO	596	36,598
8481803070	BALL TYPE TAPS, COCKS AND VALVES OF STEEL, HD OP	NO	692	164,991
8481803075	BUTTERFLY TYPE TAPS, COCKS & VALVES OF STEEL,HD OP	NO	166	67,626

TABLE - 1 SHIPMENTS OF MERCHANDISE FROM THE UNITED STATES TO PUERTO RICO, BY COMMODITY:
FISCAL YEAR 2003

COMM CODE	DESCRIPTION	UNIT	QUANTITY	VALUE - $
8481803090	TAPS,COCKS AND VALVES, NESOI, OF STEEL, HD OP	NO	2,741	414,070
8481805040	PRESSURE SPRAY CAN VALVES	NO	8,948	141,109
8481805060	BATH, SHOWER, SINK AND LAVATORY FAUCETS	NO	46,132	2,756,557
8481805090	TAPS,COCKS,VALVES ETC, NESOI, HD OP,EXC CP,IRN,STL	NO	144,202	989,143
8481809005	OTHER TAPS, COCKS, VALVES, ETC.	NO	593	166,636
8481809015	OTHER TAPS, COCKS, VALVES, ETC. FOR PIPES, TANKS,	NO	10,358	765,379
8481809020	VALVES, W/ELECTRICAL OR ELECTROHYDRAULIC ACTUATORS	NO	305	112,299
8481809025	OTHER VALVES, ELECTRICALLY ACTUATED, NESOI	NO	18,067	1,071,177
8481809030	VALVES WITH HYDRAULIC ACTUATORS	NO	733	192,289
8481809035	VALVES WITH PNEUMATIC ACTUATORS	NO	1,551	421,795
8481809040	OTHER VALVES, WITH PNEUMATIC ACTUATORS, NESOI	NO	368	77,966
8481809045	OTHER VALVES,NESOI, WITH THERMOSTATIC ACTUATORS	NO	63	42,061
8481809050	OTHER VALVES, NESOI	NO	5,476	537,434
8481907000	PARTS OF HAND OPERATED AND CHECK APPLIANCES	KG	36,458	163,924
8481909010	PARTS OF VALVES F OLEOHYDRLC OR PNEUMATIC TRANSMN	KG	7,229	434,735
8481909090	PARTS OF TAPS,COCKS,VALVES, ETC, NESOI	KG	464,776	1,985,258
8482101000	BALL BEARINGS WITH INTEGRAL SHAFTS	NO	27,688	1,115,293
8482105004	UNGROUND BALL BEARINGS, OTHER THAN RADIAL	NO	6,582	52,150
8482105008	THRUST BALL BEARINGS	NO	19	27,767
8482105012	LINEAR BALL BEARINGS	NO	51	35,869
8482105016	ANGULAR CONTACT BALL BEARINGS; FLANGED WHEEL HUBS	NO	2	2,644
8482105024	ANGULAR CONTACT BALL BEARINGS; WHEEL HUBS EX FLANG	NO	248	22,025
8482105028	ANGULAR CONTACT BALL BEARINGS, NESOI	NO	16,460	102,028
8482105032	RADIAL BALL BEARINGS, MAX OR FULL CPCTY. SNGL. ROW	NO	106	34,485
8482105044	RADIAL BALL BEARINGS, >=9MM BUT <= 30 MM,SNGL. ROW	NO	3,435	107,462
8482105048	RADIAL BALL BEARINGS >=30 MM BUT <=52 MM,SNGL. ROW	NO	526	20,126
8482105052	RADIAL BALL BEARINGS>= 52 MM BUT <=100 MM SNGL ROW	NO	878	14,364
8482105060	RADIAL BALL BEARINGS, DOUBLE ROW BEARINGS	NO	100	5,896
8482105064	RADIAL BALL BEARINGS, NESOI	NO	498	18,962
8482105068	BALL BEARINGS, NESOI	NO	77,548	424,313
8482200020	CUP AND CONE TAPERED ROLLER ASSEMBLIES;FLANGED HUB	NO	144	16,028
8482200040	CUP AND CONE TPRD ROLLER ASSM<=102MM;EXC HUB UNITS	NO	10,419	42,423
8482200060	CUP AND CONE TAPPERED ROLLER ASSEMBLIES, NESOI	NO	426	22,638
8482200070	TAPPERED ROLLER ASSEMBLIES, WITH CUP O.D. <=102MM	NO	12,091	114,385
8482200080	CONE TAPERED ASSEMBLIES, NESOI	NO	20,573	142,578
8482300040	SPHERICAL ROLLER BEARINGS, SINGLE ROW	NO	28	98,705
8482300080	SPHERICAL ROLLER BEARINGS, NESOI	NO	114	11,747
8482400000	NEEDLE ROLLER BEARINGS	NO	1,422	15,872
8482500000	OTHER CYLINDRICAL ROLLER BEARINGS	NO	2,559	493,323
8482800040	COMBINED BALL AND NEEDLE ROLLER BEARINGS	NO	5,000	5,700
8482800080	BALL OR ROLLER BEARINGS, NESOI	NO	92,857	976,486
8482910010	BALLS FOR BALL BEARINGS OF ALLOY STEEL	KG	6,280	511,747
8482910020	BALLS FOR BALL BEARINGS, EXCEPT OF ALLOY STEEL	KG	2,269	52,603
8482910050	TAPERED ROLLERS FOR ROLLER BEARINGS	KG	1,653	22,651
8482910070	SPHERICAL ROLLERS FOR ROLLER BEARINGS	KG	340	6,000
8482910080	CYLINDRICAL ROLLERS FOR ROLLER BEARINGS	KG	1,102	15,976
8482910090	ROLLERS, NESOI, FOR ROLLER BEARINGS	KG	5,230	97,870
8482991050	PARTS, NESOI, FOR BALL BEARINGS	KG	1	2,591
8482993010	CUPS ENTERED SEPARATELY F TAPERED ROLLER BEARINGS	NO	10,786	66,893
8482997030	PARTS, NESOI, FOR NEEDLE BEARINGS	KG	27	30,175
8482997060	PARTS,NESOI, FOR CYLINDRICAL ROLLER BEARINGS,NESOI	KG	663	40,698
8482997090	PARTS,NESOI, FOR ROLLER;COMB.BALL/ROLLER BEARINGS	KG	563	34,862
8483101020	CAM/CRANKSHAFT F SPARK IGN ENG F VEHICLES OF CH 87	KG	1,228	71,161
8483101050	CAMSHAFTS AND CRANKSHAFTS, F SPARK IGN ENG, NESOI	NO	914	514,676
8483103010	CAM/CRANKSHAFTS FOR VEHICLES OF CHAPT 87, NESOI	NO	770	53,010
8483103050	CAMSHAFTS AND CRANKSHAFTS, NESOI	NO	322	87,786
8483105000	TRANSMISSION SHAFTS AND CRANKS, NESOI	KG	26,148	179,986
8483200010	HOUSED BEARINGS INCORPORATING BALL BEARINGS	NO	1,309	90,519
8483200050	HOUSED BEARINGS INCORPORATING ROLLER BEARINGS	NO	176	19,317
8483305020	BEARING HOUSINGS, BALL OR ROLLER BEARING TYPE	KG	1,410	36,923
8483305040	BEARING HOUSINGS EXCPT BALL OR ROLLER BEARING TYPE	KG	7,735	167,022
8483308055	ROD END BEARINGS WITH HOUSING	NO	22,556	55,195
8483308065	PLN SHFT BEARINGS WTH HOUSING EXC ROD END BEARINGS	NO	665	23,094
8483308070	PLAIN SHAFT BEARINGS WITHOUT HOUSING, SPHERICAL	NO	571	15,742
8483308090	PLAIN SHAFT BEARINGS WITHOUT HOUSING, NESOI	NO	4,343	140,418
8483401000	TORQUE CONVERTERS	NO	87	102,095
8483404010	FIXED RATIO SPEED CHANGERS, MANUAL	NO	1,727	129,752
8483404050	MULTIPLE & VARIABLE RATIO SPEED CHANGERS, MANUAL	NO	18	90,255

TABLE - 1 SHIPMENTS OF MERCHANDISE FROM THE UNITED STATES TO PUERTO RICO, BY COMMODITY:
FISCAL YEAR 2003

COMM CODE	DESCRIPTION	UNIT	QUANTITY	VALUE - $
8483407000	SPEED CHANGERS, NESOI	NO	87	52,898
8483408000	BALL OR ROLLER SCREWS	X		48,380
8483409000	GEARS, EXC TRANSMISSION ELEMENTS, ENTERED SEPARATE	X		144,509
8483508030	GROOVED PULLEYS, NESOI	X		402,767
8483508080	FLYWHEELS, PULLEY BLOCKS AND PULLEYS, NESOI	X		1,132,817
8483604000	CLUTCHES AND UNIVERSAL JOINTS	X		182,201
8483608000	SHAFT COUPLINGS, EXCEPT UNIVERSAL JOINTS	X		881,124
8483901000	CHAIN SPROCKETS AND PARTS THEREOF	KG	3,845	57,725
8483905000	PARTS OF GEARING, GEAR BOXES AND OTH SPEED CHANGER	X		348,234
8483908010	PARTS OF SHAFT COUPLINGS, EXCEPT UNIVERSAL JOINTS	X		22,534
8483909500	PARTS OF BRG HOUSING,PLAIN BRG,CLUTCHES,FLYWHL,ETC	X		442,324
8484100000	GASKETS,METAL,2 OR MORE LAYERS,OR WITH OTHER MATL	X		1,080,010
8484200000	MECHANICAL SEALS	NO	29,648	111,113
8484900000	SETS OR ASSORTMENTS OF GASKETS AND SIMILAR JOINTS	NO	62,972	961,783
8485100000	SHIPS' PROPELLERS AND BLADES THEREFOR	X		250,189
8485900040	OIL SEALS, OTHER THAN THOSE OF CHAPTER 40	NO	69,297	79,885
8485900080	MACH PARTS W/O ELEC FEATURE NOT SPECIFIED IN CH 84	X		7,376,223
	ELECTRICAL MACHINERY AND EQUIPMENT AND PARTS THEREOF;SOUND RECORDERS AND REPRODUCERS,TELEVISION IMAGE AND SOUND RECORDERS AND REPRODUCERS, AND PARTS AND ACCESSORIES OF SUCH ARTICLES.....	TOTAL		1,833,532,476
8501103000	ELECTRIC MOTORS, AC, < 18.65 W (1/40 HP) OUTPUT	NO	2,439	260,284
8501104040	ELECTRIC MOTORS <18.65W, DC, BRUSHLESS, NESOI	NO	2,511	303,639
8501104060	ELECTRIC MOTORS <18.65 W, DC, O/T BSHLS, NESOI	NO	10,463	1,031,682
8501104080	ELECTRIC MOTORS UNDER 18.65 W, NESOI	NO	4,003	2,865,640
8501106020	ELEC MOTORS 18.65-37.5W AC	NO	2	17,800
8501106040	ELEC MOTORS 18.65-37.5W DC, BRUSHLESS	NO	94	73,260
8501106060	ELEC MOTORS 18.65-37.5W DC, O/T BRUSHLESS	NO	566	267,200
8501106080	ELEC MOTORS 18.65-37.5W, NESOI	NO	12	44,368
8501202000	UNIVERSAL AC/DC ELEC MOTORS >37.5W BUT =< 74.6 W	NO	4,065	205,366
8501203000	ELECTRIC MOTORS, AC/DC UNIVERSAL, >74.6 BUT < 746W	NO	160	101,664
8501206000	UNIVERSAL AC/DC ELEC MOTORS =>746W	NO	3	27,079
8501312000	DC MOTORS >37.5W BUT =< 74.6 W	NO	30,442	6,692,361
8501313000	ELECTRIC MOTORS, DC > 74.6 W BUT < 746 W	NO	1,681	241,694
8501316000	DC MOTORS => 746 W BUT =< 750 W	NO	159	45,052
8501318000	DC GENERATORS, NOT EXCEEDING 750 W	NO	743	826,671
8501322000	DC MOTORS > 750 W BUT =< 14.92 KW	NO	532	331,259
8501324000	ELECTRIC MOTORS, DC > 14.92 BUT =< 75 KW	NO	13	48,439
8501326000	DC GENERATORS > 750 W BUT =< 75 KW	NO	42	93,453
8501332000	ELECTRIC MOTORS, DC > 75 KW BUT < 149.2 KW	NO	1	7,120
8501333000	DC MOTORS => 149.2 KW BUT =< 150 KW	NO	800	47,976
8501334040	DC MOTORS > 150 KW AND =< 373 KW	NO	1	5,804
8501336000	DC GENERATORS > 75W BUT =< 375 KW	NO	2	127,159
8501343000	DC MOTORS > 375 KW OUTPUT	NO	1	2,546
8501402020	GEAR MOTOR, AC, SINGLE-PHASE >37.5 W BUT =<74.6 W	NO	4	2,626
8501402040	AC MOTOR, SINGLE-PHASE >37.5 W BUT =<74.6 W, NESOI	NO	220	3,295
8501403020	ELECTRIC MOTORS, AC GEAR MOTORS, >74.6<746 SGL-PHS	NO	3	11,714
8501403040	ELECTRIC MOTORS, AC > 74.6 W BUT < 746 W SGL-PHS	NO	16	9,398
8501406020	GEAR MOTOR, AC, SINGLE-PHASE >735 W	NO	24	16,100
8501406040	AC MOTOR, SINGLE-PHASE >735 W NESOI	NO	2	17,216
8501512020	GEAR MOTOR, AC, MULTI-PHASE,>37.5W BUT =<74.6 W	NO	33	103,629
8501512040	AC MOTOR, MULTI-PHASE, >37.5W BUT =<74.6 W, NESOI	NO	1	11,253
8501513020	ELECTRIC MOTORS, AC GEAR MOTORS,>74.6 < 746W ML-PS	NO	2	4,460
8501513040	ELECTRIC MOTORS, AC > 74.6 W BUT < 746 W ML-PS	NO	62	2,618
8501516040	AC MOTOR, MULTI-PHASE, <746W BUT =<750 W NESOI	NO	8	23,891
8501524000	AC MOTORS MLT-PHS > 750W BUT =< 14.92 KW	NO	212	73,661
8501528000	ELECTRIC MOTORS, AC > 14.92 KW BUT =< 750KW ML-PS	NO	19	68,355
8501534000	AC MOTORS MLT-PHS > 75 KW BUT < 149.2 KW OUTPUT	NO	13	34,507
8501538040	AC MOTORS,MULTI-PHASE, > 150 KW BUT =< 373 KW	NO	6	80,643
8501538060	AC MOTORS,MULTI-PHASE, > 373 KW	NO	7	78,494
8501610000	AC GENERATORS (ALTERNATORS) <=75 KVA OUTPUT	NO	4,181	426,198
8501620000	AC GENERATORS (ALTERNATOR) > 75 KVA BUT =< 375KVA	NO	451	66,096
8501630000	AC GENERATORS(ALTERNATOR) > 375 KVA BUT =< 750KVA	NO	396	681,810
8501640020	AC GENERATORS (ALTRS) >750 KVA BUT =< 10000 KVA	NO	125	88,755

TABLE - 1 SHIPMENTS OF MERCHANDISE FROM THE UNITED STATES TO PUERTO RICO, BY COMMODITY:
FISCAL YEAR 2003

COMM CODE	DESCRIPTION	UNIT	QUANTITY	VALUE - $
8501640030	AC GENERATORS (ALT) >10000 KVA BUT =< 40000 KVA	NO	2	42,745
8501640050	AC GENERATORS (ALTERNATORS) > 40000 KVA	NO	10	124,828
8502110000	GENERATING SETS, ELC, DIESEL, =< 75KVA OUTPUT	NO	270	1,632,752
8502120000	GENERATING SETS, ELC, DIESEL, > 75KVA BUT =<375KVA	NO	308	2,144,564
8502130020	GENERATING SETS, ELC, DIESEL,>375KVA BUT =<1000KVA	NO	156	1,008,427
8502130040	GENERATING SETS, ELC, DIESEL, > 1000 KVA	NO	40	3,201,938
8502200040	GENERATINGING SETS < 5 KVA, SPARK IGNITION IC ENGS	NO	110	54,949
8502200080	GENERATING SETS, ELC, GASOLINE, > 5 KW	NO	5	18,466
8502400000	ELECTRIC ROTARY CONVERTERS	NO	10	33,066
8503002000	COMMUTATORS FOR MACHINES IN HEADING 8501 OR 8502	NO	20	101,397
8503005000	PARTS OF MOTORS OTHER THAN COMMUTATORS	X		1,501,264
8503006040	PARTS OF GENERATORS O/T COMMUTATORS	X		5,420,965
8503006060	OTHER PARTS FOR MACHINES IN 8501 AND 8502	X		11,219,691
8504100000	BALLASTS FOR DISCHARGE LAMPS OR TUBES	NO	48,141	1,055,969
8504210020	LIQUID DIELECTRIC TRANSFORMER =< 50 KVA	NO	555	470,074
8504210040	LIQUID DIELECTRIC TRANSFORMER >50KVA BUT =<100KVA	NO	87	101,237
8504210060	LIQUID DIELECTRIC TRANSFORMER >100KVA BUT =<500KVA	NO	167	397,052
8504210080	LIQUID DIELECTRIC TRANSFORMER >500KVA BUT =<650KVA	NO	18	425,324
8504220040	LIQUID DLCTC TRANSFORMERS >650KVA BUT =<2500 KVA	NO	129	1,399,895
8504220080	LIQUID DLCTC TRANSFORMER >2500KVA BUT =<10000 KVA	NO	137	714,554
8504230040	LIQUID DLCTC TRANSFORMER >10000 BUT =<100000 KVA	NO	2	305,158
8504312000	TRANSFORMERS, NESOI, UNRATED	NO	406,071	11,700,700
8504314035	TRANSFORMERS, NESOI, LESS THAN 40 VA	NO	17,186	195,643
8504314065	TRANSFORMERS, NESOI, => 40 VA BUT < 1 KVA	NO	29,814	375,720
8504316000	TRANSFORMERS, NESOI, RATED AT 1 KVA	NO	8,247	140,872
8504320000	TRANSFORMERS, NESOI,> 1 KVA BUT =< 16 KVA	NO	562	222,154
8504330020	TRANSFORMERS, NESOI, > 16 KVA BUT =< 50 KVA	NO	147	73,276
8504330040	TRANSFORMERS, NESOI, > 50 KVA BUT =< 500 KVA	NO	583	803,416
8504340000	TRANSFORMERS, NESOI, > 500 KVA	NO	1	105,594
8504406001	POWER SUPPLIES FOR PHYS INCORP INTO ADP, < = 50W	NO	48,583	4,181,202
8504406007	POWER SUPPLIES FOR PHYS INCORP INTO ADP,50W - 150W	NO	36,988	1,346,711
8504406012	POWER SUPPLIES FR PHYS INCORP INTO ADP,150W - 500W	NO	14,898	1,415,935
8504406018	POWER SUPPLIES FR PHYS INCORP INTO ADP,EXCEED 500W	NO	16,890	1,187,612
8504407001	POWER SUPPLIES FOR ADP, NESOI, < = 50W	NO	975	92,033
8504407007	POWER SUPPLIES FOR ADP, NESOI, 50W - 150W	NO	182	51,825
8504407012	POWER SUPPLIES FOR ADP, NESOI, 150W - 500W	NO	651	107,065
8504407018	POWER SUPPLIES FOR ADP, NESOI, EXCEEDING 500W	NO	9,218	1,293,928
8504408500	STATIC CONVRTRS,NESOI,TELECOMMUNICATION APPARATUS	NO	165,580	13,753,408
8504409510	RECTIFIERS & RECTFNG APPAR., POWER SUPPLS, <= 50W	NO	3,195	213,366
8504409520	RECTIFIERS & RECTIFNG APPA,POWER SUPPLY,>50W=<150W	NO	4,804	1,555,294
8504409530	RECTIFIER & RECTFNG APPAR,POWER SUPPLY,>150W=<500W	NO	1,030	83,710
8504409540	RECTIFIERS & RECTIFNG APPARATUS,POWER SUPPLY >500W	NO	14,967	2,162,741
8504409550	RECTIFIERS & RECTIFYING APPARATUS, NESOI	X		416,485
8504409570	INVERTERS FOR AUTOMATIC DATA PROCESSING MACHINES	NO	23,972	770,119
8504409580	STATIC CONVERTERS, NESOI	X		5,889,113
8504500000	INDUCTORS, NESOI	NO	864,836	1,915,784
8504900020	PARTS FOR TRANSFORMERS	X		1,307,217
8504900080	PARTS,NESOI,FOR ELECTRICAL INDUCTORS	X		5,536,879
8505110000	PERMANENT MAGNETS MADE OF METAL	NO	10,731	694,295
8505190000	PERMANENT MAGNETS MADE OF MATERIALS O/T METAL	NO	7,964	42,273
8505200000	ELECTROMAGNETIC COUPLINGS, CLUTCHES AND BRAKES	X		53,653
8505300000	ELECTROMAGNETIC LIFTING HEADS	X		6,170
8505908000	ELECTROMAGNETIC ARTICLES, NESOI, AND PARTS, NESOI	X		2,202,886
8506100000	PRIMARY CELLS AND BATTERIES, MANGANESE DIOXIDE	NO	19,664,328	8,325,859
8506301000	PRIMARY BATTERIES =< 300 CM3, MERCURIC OXIDE	NO	51	10,690
8506305000	PRIMARY BATTERIES > 300 CM3, MERCURIC OXIDE	NO	446	66,475
8506401000	PRIMARY BATTERIES =< 300 CM3, SILVER OXIDE	NO	134,572	100,709
8506500000	PRIMARY CELLS AND BATTERIES, LITHIUM	NO	242,921	1,220,428
8506600000	PRIMARY CELLS AND BATTERIES, AIR-ZINC	NO	331	93,560
8506800000	PRIMARY CELLS AND BATTERIES, NESOI	NO	7,028,736	9,442,129
8506900000	PRIMARY BATTERY AND CELL PARTS	X		4,392,437
8507100030	LEAD-ACID BATTERIES, NEW, 12 VOLTS, <6KG	NO	917	45,771
8507100060	LEAD-ACID BATTERIES, NEW, 12 VOLTS, >6KG	NO	53,014	1,578,210
8507100090	LEAD-ACID BATTERIES, NEW, OTHER THAN 12 VOLT	NO	14,950	1,685,506
8507200030	LEAD ACID STORAGE BATTERIES, NEW, NESOI, 6 VOLTS	NO	4,910	68,099
8507200040	LEAD ACID STORAGE BATTERIES, NESOI, NEW, 12 VOLTS	NO	97,013	3,405,876
8507200060	LEAD ACID STORAGE BATTERIES, NEW, NESOI, 36 VOLTS	NO	4	11,153
8507200090	LEAD ACID STRGE BTTRIES,NEW,NESOI,NOT 6,12,OR 36V	NO	18,786	1,960,017

TABLE - 1 SHIPMENTS OF MERCHANDISE FROM THE UNITED STATES TO PUERTO RICO, BY COMMODITY:
FISCAL YEAR 2003

COMM CODE	DESCRIPTION	UNIT	QUANTITY	VALUE - $
8507300000	NICKEL-CADMIUM STORAGE BATTERIES	NO	3,219	188,856
8507400000	NICKEL-IRON STORAGE BATTERIES	NO	121	2,518
8507800000	OTHER STORAGE BATTERIES	NO	226,431	8,909,585
8507904000	PARTS FOR LEAD ACID STORAGE BATTERIES	X		119,802
8507908000	PARTS FOR STORAGE BATTERIES(EXCEPT LEAD ACID TYPE)	X		1,577,366
8509100020	ELECTRIC DOMESTIC VACUUM CLEANERS, PORTABLE, HAND	NO	145,564	22,813,861
8509100040	ELECTRIC VACUUM CLEANERS, NESOI	NO	10,291	1,759,809
8509200000	ELECTRIC DOMESTIC FLOOR POLISHERS	NO	689	108,317
8509300000	ELECTRIC DOMESTIC KITCHEN WASTE DISPOSALS	NO	1,984	193,510
8509400020	ELECTRIC DOMESTIC FOOD MIXERS	NO	33,808	913,550
8509400030	ELECTRIC DOMESTIC JUICE EXTRACTORS	NO	7,004	69,372
8509400040	ELECTRIC DOMESTIC FOOD GRINDERS AND PROCESSORS	NO	1,718	88,715
8509800040	ELECTRIC DOMESTIC CAN OPENERS INCL COMBINATION UNI	NO	12,167	82,772
8509800091	ELECTROMECHANICAL DOMESTIC APPLIANCES, NESOI	NO	96,669	12,681,527
8509902000	ELECTRIC DOMESTIC VACUUM CLEANER PARTS	X		370,421
8509903000	ELECTRIC DOMESTIC FLOOR POLISHER PARTS	X		69,524
8509904050	ELECTRIC DOMESTIC APPLIANCE PARTS, NESOI	X		438,156
8510100000	ELECTRIC SHAVERS	NO	20	13,900
8510200000	ELECTRIC HAIR CLIPPERS	X		303,781
8510300000	HAIR REMOVING APPLIANCES	NO	2,426	80,000
8510901000	BLADES AND CUTTING HEADS OF SHAVERS	X		10,317
8510903000	PARTS OF ELECTRIC HAIR CLIPPERS	X		10,750
8510905500	PARTS OF ELECTRIC HAIR-REMOVING APPLIANCES	X		4,110
8511100000	INTERNAL COMBUSTION ENGINE SPARK PLUGS	HUN	123,615	651,650
8511200000	INTERNAL COMBUSTION ENGINE MAGNETOS, MAGNETO-DYNAM	X		43,824
8511300040	INTERNAL COMBUSTION ENGINE DISTRIBUTORS	NO	27	10,279
8511300080	INTERNAL COMBUSTION ENGINE IGNITION COILS	NO	3,451	37,257
8511400000	INTERNAL COMBUSTION ENGINE STARTER MOTORS	NO	7,020	301,646
8511500000	INTERNAL COMBUSTION ENGINE GENERATORS,NESOI	NO	19,750	2,995,162
8511802000	INTERNAL COMBUSTION ENGINE VOLTAGE REG,6, 12, 24 V	NO	4,488	70,135
8511804000	INTERNAL COMBUSTION ENGINE VOLTAGE REG,	NO	576	66,318
8511806000	OTHER INTERNAL COMBUSTION ENGINE IGNITION EQUIPMNT	X		349,418
8511906020	PARTS FOR INTERNAL COMBUSTION ENGINE DSTBR POINTS	NO	1,723,585	11,902,977
8511908000	PARTS FOR ELECTRICAL APPARATUS USED ON IC ENGINES	X		1,665,876
8512100000	LIGHTING OR VISUAL SIGNALING EQUIPMENT FOR BICYCLE	X		51,654
8512202000	MOTOR VEHICLE LIGHTING EQUIPMENT	X		997,948
8512204000	MOTOR VEHICLE VISUAL SIGNALING EQUIPMENT	X		567,954
8512300030	RADAR DETECTORS OF A KIND USED IN MOTOR VEHICLES	NO	538	61,079
8512300050	ELECTRICAL SOUND SIGNALING EQUIPMENT FOR MTR VHL	X		547,377
8512404000	MOTOR VEHICLE WINDSHIELD WIPERS	X		163,914
8512902000	PARTS OF MOTOR VEHICLE OR CYCLE SIGNALING EQUIPME	X		147,909
8512905000	PARTS FOR LIGHTING EQUIPMENT FOR MOTOR VEHICLES	X		234,204
8512908000	PARTS FOR WINDSHIELD WIPERS, DEFROSTERS FOR MT VHC	X		762,885
8513100000	PORTABLE ELECTRIC LAMPS, BATTERY OR MAGNETO	X		628,720
8513900000	PARTS FOR PORTABLE ELECTRIC LAMPS	X		2,530,951
8514100000	INDUSTRIAL, LABORATORY FURNACES, OVENS, RESISTANCE	NO	700	624,165
8514204000	MICRWV OVENS, INDUS/LAB FOR HOT DRINKS/ COOK FOOD	NO	1,025	51,599
8514206000	IND/ LAB, MICROWVE-OVENS, NOT FOR HEAT/COOK FOOD	NO	13	5,000
8514208000	IND, LAB FURNACES, OVENS, INDN, DLTC, NESOI	NO	33	181,000
8514302000	FURNACES, OVENS FOR DIFFUSION, ETC.,SEMICONDUCTORS	NO	6	4,375
8514304000	INDUSTRIAL, LABORATORY FURNACES, OVENS, NESOI	NO	48	149,404
8514400000	OTHER INDUCTION OR DIELECTRIC HEATING EQUIPMENT	X		263,285
8514904000	PARTS, NESOI, FOR INDUST OR LAB MICROVABE OVENS	X		148,340
8514908000	PARTS NESOI,FOR IND, LAB FURNACES,OVENS,HEAT EQUIP	X		216,049
8515110000	SOLDERING IRONS AND GUNS, ELECTRIC	NO	1,107	62,129
8515190000	BRAZING OR SOLDERING MACHINES, NESOI	NO	40	336,615
8515210000	ELECTRIC WELDERS, RESISTANCE, FULL OR PART AUTOMAT	NO	66	244,203
8515290000	ELECTRIC WELDERS, RESISTANCE, NESOI	NO	7	175,124
8515310000	ELECTRIC WELDERS, ARC, FULL OR PARTLY AUTOMATIC	NO	184	1,047,201
8515390020	ELECTRIC WELDERS, ARC, AC TRANSFORMER TYPE,NON-ROT	NO	6	38,842
8515390040	ELECTRIC WELDERS, ARC, NESOI, NON-ROTATING	NO	336	421,837
8515390060	ELECTRIC ARC WELDING MACHINES, ROTATING TYPE	NO	1	12,900
8515800040	ULTRASONIC WELDING MACHINES	NO	26	193,381
8515800080	ELEC WELDING MACHINES,NESOI; METAL SPRAYING EQ	NO	2,676	9,392,564
8515902000	PARTS OF WELDING MACHINES AND APPARATUS	X		1,924,647
8515904000	PARTS OF BRAZING AND SOLDERING EQUIP	X		803,899
8516100040	ELECTRIC STORAGE WATER HEATERS	NO	21,945	2,062,132
8516100080	ELECTRIC WATER HEATERS, NESOI, AND IMMERSION HEATE	NO	77,348	489,749

TABLE - 1 SHIPMENTS OF MERCHANDISE FROM THE UNITED STATES TO PUERTO RICO, BY COMMODITY:
FISCAL YEAR 2003

COMM CODE	DESCRIPTION	UNIT	QUANTITY	VALUE - $
8516210000	ELECTRIC STORAGE HEATING RADIATORS	NO	18	3,800
8516290000	ELECTRIC SPACE HEATING APPARATUS,NESOI	X		63,121
8516310000	ELECTRIC HAIR DRYERS	NO	6,369	177,296
8516320000	ELECTROTHERMIC HAIR DRESSING APPARATUS,NESOI	X		24,460
8516330000	ELECTRIC HAND-DRYING APPARATUS	NO	670	35,597
8516400000	ELECTRIC FLATIRONS	NO	32,845	350,454
8516500000	MICROWAVE OVENS	NO	9,488	1,418,454
8516604000	ELECTRIC COOKING STOVES, RANGES AND OVENS	NO	16,976	8,788,009
8516606000	COOKING PLATES, BOILING RINGS, GRILLERS,& ROASTERS	NO	17,196	1,214,128
8516710000	ELECTRIC COFFEE OR TEA MAKERS	NO	52,187	1,770,556
8516720000	ELECTRIC TOASTERS	NO	21,764	221,602
8516790000	OTHER ELECTROTHERMIC APPLIANCES, DOMESTIC	NO	132,665	1,019,671
8516800000	ELECTRIC HEATING RESISTORS	X		1,183,284
8516901700	PARTS OF MICROWAVE OVENS	X		18,724
8516902700	PARTS OF ELECTRIC COOKING STOVES, RANGES AND OVENS	X		1,948,728
8516909500	PARTS,NESOI,FOR ELECTROTHERMIC APPLIANCES	X		121,455
8517110000	LINE TELEPHONE SETS WITH CORDLESS HANDSETS	NO	48,573	2,221,775
8517190000	VIDEOPHONES	NO	11,825	2,654,873
8517210000	FACSIMILE MACHINES	NO	1,996	740,804
8517220000	TELEPRINTERS	NO	3	5,383
8517301500	CENTRAL OFFICE TELEPHONE SWITCHING SYSTEMS	NO	771	3,818,326
8517302000	PRIVATE BRANCH EXCHANGE TELEPHONE SWITCHING APRTS.	NO	224	639,317
8517302500	ELECTRONIC KEY TELEPHONE SYSTEMS	NO	4,641	2,766,404
8517303000	TELEGRAPHIC SWITCHING APPARATUS	NO	234	310,863
8517305000	TELEGRAPHIC SWITCHING APPARATUS	X		5,678,970
8517501000	MODEMS,OF A KIND USED WITH ADP EQP.IN HEADING 8471	NO	8,607	1,494,512
8517505000	TELEPHON APP,CARR-CURRENT LINE OR DIGITAL LINE SYS	X		4,123,300
8517506000	TELEGRAPHIC APPARATUS FOR CARR-CURRENT LINE SYSTEM	X		357,018
8517509000	TELEGRAPHIC APPARATUS FOR DIGITAL LINE SYSTEMS	X		7,912,040
8517801010	TELEPHONIC INTERCOM SYSTEMS	NO	1,271	595,179
8517801020	TELEPHONIC APPARATUS, NESOI	X		1,798,718
8517802000	TELEGRAPHIC APPARATUS, NESOI	X		546,070
8517902000	PARTS FOR TELEPHONIC SWITCHING APPARATUS	X		11,384,833
8517905000	PARTS,NESOI,FOR TELEPHONIC APPARATUS	X		11,109,039
8517909000	PARTS FOR TELEGRAPHIC APPARATUS	X		8,136,444
8518100000	MICROPHONES AND PARTS THEREOF	X		450,783
8518210000	SINGLE LOUDSPEAKERS, MOUNTED IN THEIR ENCLOSURES	NO	28,060	885,779
8518220000	MULTIPLE LOUDSPEAKERS,MOUNTED IN SAME ENCLOSURE	NO	12,301	1,152,091
8518290000	LOUDSPEAKERS, NESOI	NO	57,128	2,020,733
8518301000	TELEPHONE HANDSETS	NO	4,121	243,196
8518302000	OTHER HEADPHONES,EARPHONES, MICROPHONE/SPEAKER	NO	23,349	814,655
8518401000	LINE TELEPHONY AUDIO FREQUENCY AMPLIFIER REPEATERS	NO	1,354	404,551
8518402000	AUDIO FREQUENCY ELECTRIC AMPLIFIERS, NESOI	NO	12,597	1,907,270
8518500000	ELECTRIC SOUND AMPLIFIER SETS	NO	12,959	976,802
8518901000	PARTS OF TELEPHONE HANDSETS AND REPEATERS	X		841,415
8518903000	PARTS OF MICROPHONES,LOUDSPEAKERS,AMPLIFIERS	X		2,244,449
8519100000	COIN- OR TOKEN-OPERATED RECORD PLAYERS	NO	848	270,518
8519210000	RECORD PLAYERS WITHOUT LOUDSPEAKERS	NO	18	3,560
8519290000	RECORD PLAYERS,NESOI	NO	938	374,687
8519310000	TURNTABLES WITH AUTOMATIC RECORD CHANGERS	NO	10	28,256
8519390000	TURNTABLES,NESOI	NO	721	89,093
8519400000	TRANSCRIBING MACHINES	NO	517	131,473
8519920000	POCKET-SIZE CASSETTE PLAYERS	NO	66	39,206
8519934000	TAPE PLAYERS, CASSETTE TYPE FOR MOTOR-VEH INSTALL	NO	1,407	289,163
8519938000	TAPE PLAYERS, CASSETTE TYPE, NESOI	NO	172	46,721
8519990030	CARTRIDGE TYPE TAPE PLAYERS	NO	2,111	450,532
8519990070	SOUND REPRODUCING APPARATUS,NESOI	NO	50,612	12,667,653
8520100000	DICTATING MACHINES REQUIRING EXTERNAL POWER SOURCE	NO	484	147,763
8520200000	TELEPHONE ANSWERING MACHINES	NO	186	154,539
8520320000	MAGNET TAPE RECORDER/REPRODUCERS,DIGITAL AUDIO TYP	NO	12,594	1,382,795
8520330000	TAPE RECORDER/REPRODUCERS, CASSETTE TYPE	NO	3,316	415,246
8520390000	MAGNETIC TAPE RECORDERS/REPRODUCERS, NESOI	NO	232	212,589
8520900040	OPTICAL DISK RECORDERS	NO	46,132	2,018,027
8520900080	OTHER MAGNETIC SOUND RECORDING OR REPRODUCING EQUI	NO	1,362	205,775
8521100000	VIDEO RECORDING OR REPRODUCING APP, MAGNETIC TAPE	NO	1,227	3,606,792
8521900000	VIDEO RECORDING OR REPRODUCING APP,EXC MAGNET TAPE	NO	1,678	1,554,502
8522100000	PICKUP CARTRIDGES	NO	2,786	5,945,375
8522900010	MAGNETIC RECORDING AND REPRODUCING HEADS	X		58,866

TABLE - 1 SHIPMENTS OF MERCHANDISE FROM THE UNITED STATES TO PUERTO RICO, BY COMMODITY:
FISCAL YEAR 2003

COMM CODE	DESCRIPTION	UNIT	QUANTITY	VALUE - $
8522900090	PARTS,NESOI,FOR APPARATUS OF HEADINGS 8519 TO 8521	X		479,025
8523110000	UNRECORDED MAGNETIC TAPE =< 4 MM WIDTH	NO	1,641	88,124
8523120010	UNRECORDED MAGNETIC TAPE > 4 BUT =< 6.5MM, CARTRID	NO	4,691	342,415
8523120020	UNRECORDED MAGNETIC TAPE >4 & =<6.5MM, AUDIO,NESOI	X		92,195
8523120040	UNRECORDED MAGNETIC TAPE >4 & =<6.5MM, VIDEO	X		82,834
8523120060	UNRECORDED MAGNETIC TAPE, >4 MM BUT =<6.5 MM,NESOI	X		325,326
8523130040	UNRECORDED MAGNETIC TAPE >6.5MM, VIDEO, CASSETTE	NO	9,675	609,388
8523130060	UNRECORDED MAGNETIC TAPE >6.5MM, VIDEO, NESOI	X		28,444
8523130080	UNRECORDED MAGNETIC TAPE >6.5MM, NESOI	X		1,033,707
8523200000	UNRECORDED MAGNETIC DISCS	NO	4,170	257,387
8523300000	UNRECORDED, CARDS INCORPORATING A MAGNETIC STRIPE	NO	58,528	55,391
8523900000	UNRECORDED MAGNETIC MEDIA, NESOI	X		830,213
8524100020	PHONOGRAPH RECORDS, 33-1/3 RPM STEREO, QUADRAPHONI	NO	22,368	1,776,877
8524100040	PHONOGRAPH RECORDS, NESOI	NO	35,728	775,604
8524310070	LASER DISCS,NOT FOR REPRODUCING SOUND/IMAGE, NESOI	NO	185,657	7,424,730
8524320000	LASER DISC FOR REPRODUCING SOUND ONLY	NO	1,288,542	21,078,652
8524398000	DISCS FOR LASER READING SYSTEMS, NESOI	NO	143,651	6,014,546
8524400000	MAGNET TAPES FR REPRODUCING OTHER THAN SOUND/IMAGE	NO	11,077	635,326
8524511000	NEWS SOUND RECORDINGS RELATING TO CURRENT EVENTS	NO	47,550	464,940
8524513040	SOUND RECORDINGS ON CASSETTE TAPES, WIDTH =< 4MM	NO	46,043	3,550,919
8524513080	OTHER MAGNETIC TAPE RECORDINGS =< 4MM, NESOI	NO	2,804	148,298
8524521040	VIDEO TAPE RECORDNG >4MM AND =<6.5MM, IN CASSETTES	NO	35,065	880,663
8524521080	VIDEO TAPE RECORDINGS >4MM =<6.5MM,EXCEPT CASSETTE	NO	749	59,184
8524522000	OTHR MAGNET TAPE RECORDNG >4MM =<6.5MM,EXCEP VIDEO	NO	2,140	34,804
8524531040	VIDEO TAPE RECORDING, WIDTH =<16 MM, IN CASSETTES	NO	73,855	2,211,179
8524531080	VIDEO TAPE RECORDINGS >6.5MM BUT=<16MM,NOT IN CASS	NO	3,805	256,612
8524532000	OTHR MAGNET TAPE RECORDNG >6.5MM, EXCEPT VIDEO	NO	647	83,593
8524600000	RECORDED, CARDS INCORP. A MAGNETIC STRIPE	NO	48,132	124,183
8524910030	REC MEDIA,NESOI,NT FOR REPROD SND OR IMGI, RETAIL	NO	5	4,200
8524910070	REC MEDIA,NESOI,NT FOR REPROD SND OR IMG,NT RETAIL	NO	6,550	3,104,102
8524990000	RECORDED MEDIA, NESOI	NO	413,063	12,381,447
8525102010	APPARATUS FOR RECEP OF TV SIGNALS BY TV SATELLITE	NO	58,133	7,874,014
8525102050	OTHER TRANSMISSION APPARATUS FOR TELEVISION	X		16,669,708
8525106010	RADIO TRANSMITTERS FOR CIVIL AIRCRAFT	NO	93	242,239
8525106030	RADIO TRANSMITTERS =< 30 MHZ	NO	183	257,562
8525106050	RADIO TRANSMITTERS > 30 MHZ BUT =< 400 MHZ	NO	220	346,355
8525106070	RADIO TRANSMITTERS > 400 MHZ BUT =< 1000 MHZ	NO	129	184,194
8525106090	RADIO TRANSMITTERS FOR FREQ EXCEEDING 1000 MHZ	NO	225	415,357
8525108020	TRANSMISSION APPARATUS,NESOI,FOR CIVIL AIRCRAFT	X		42,492
8525108040	COMMUNICATIONS TRANSMISSION APPARATUS,NESOI	X		785,027
8525201000	RADIO TRANSCEIVERS, CITIZENS BAND (CB) TYPE	NO	487	297,835
8525202000	RADIO TRANSCIEVERS, LOW POWER, 49.8 MHZ TO 49.90MH	NO	2,088	2,441,212
8525203005	RADIO TRANSCEIVERS FOR CIVIL AIRCRAFT	NO	38	48,733
8525203030	RADIO TRANSCEIVERS, HAND-HELD, NESOI	NO	1,790	1,176,261
8525203040	RADIO TRANSCIEVERS, MARINE VHF-FM	NO	2,834	582,265
8525203042	RADIO TRANSCEIVERS, NESOI,=< 30 MHZ	NO	243	178,069
8525203045	RADIO TRANSCEIVERS, NESOI,> 30 MHZ BUT =< 400 MHZ	NO	677	1,437,004
8525203055	RADIO TRANSCEIVERS, NESOI,> 400 MHZ	NO	1,151	3,942,179
8525209020	RADIO TELEPHONES FOR INSTALLATION IN MOTOR VEHICLE	NO	19,375	6,686,138
8525209040	RADIO PHONES, NT MOTOR VHCL, PBLIC CELLULAR SRVCE	NO	195,979	46,917,244
8525209080	TRANSMISSION APPTS INCORPORATING RECEIVERS,NESOI	X		26,939,397
8525300020	TELEVISION CAMERAS, COLOR	NO	3,790	3,473,466
8525300070	TELEVISION CAMERAS, NESOI	NO	815	399,574
8525404000	DIGITAL STILL IMAGE VIDEO CAMERAS	NO	1,388	2,182,244
8525408020	8MM CAMCORDERS	NO	653	291,193
8525408050	CAMCORDERS EXCEPT 8MM	NO	386	755,765
8525408085	STILL VIDEO CAMERAS & OTHR VID CAM RECORDERS,NESOI	NO	26,912	6,579,399
8526100010	RADAR APPARATUS FOR USE IN CIVIL AIRCRAFT	NO	37	507,604
8526100020	RADAR DESIGNED FOR BOAT OR SHIP INSTALLATION	NO	20	115,148
8526100070	RADAR APPARATUS NESOI	NO	24	2,698,767
8526910010	RADIO NAVIGATIONAL AID APPARA FOR CIVIL AIRCRAFT	NO	59	237,453
8526910030	RADIO NAVIGATIONAL AID APPARATUS, RECEPTION ONLY	NO	188	353,648
8526910070	RADIO NAVIGATIONAL AID APPARATUS,NESOI	NO	156	135,975
8526920000	RADIO REMOTE CONTROL APPARATUS	X		175,954
8527120000	POCKET-SIZE RADIO CASSETTE PLAYERS	NO	82	25,545
8527131100	RADIOBROADCAST RECEIVERS, BATTERY TYPE, W/O RECORD	NO	1,057	308,643
8527132000	RADIOBRDCST RECEIV,BATTERY TPE, RADIO-TAPE RECORDR	NO	2,075	71,526
8527134000	RADIOBRDCST RECEIV,BATTERY TYPE, RADIO-PHONOGRAPH	NO	50	3,130

TABLE - 1 SHIPMENTS OF MERCHANDISE FROM THE UNITED STATES TO PUERTO RICO, BY COMMODITY:
FISCAL YEAR 2003

COMM CODE	DESCRIPTION	UNIT	QUANTITY	VALUE - $
8527136000	RADIOBROADCAST RECEIVERS, BATTERY TYPE, NESOI	NO	20,784	1,035,286
8527190000	RADIOBROADCAST RECEIVERS, BATTERY TYPE, NESOI	NO	8,818	280,064
8527210000	RADIOBROADCAST RECEIVERS FOR MOTOR VEHICLES W RCOS	NO	39,143	1,989,184
8527290000	RADIOBROADCAST RECEIVERS FOR MOTOR VEHICLES NESOI	NO	3,649	293,221
8527310000	RADIOBROADCAST RECEIVERS,NESOI,WITH SOUND RECORDER	NO	10,989	2,238,890
8527320000	RADIOBROADCAST RECEIVERS,NESOI,WITH CLOCK WO P & R	NO	10,432	2,341,036
8527390000	RADIOBROADCAST RECEIVERS,NESOI	NO	20,956	670,402
8527904000	OTHER ARTICLES DESIGNED FOR CONNECTION TO TLPH	NO	3,125	517,311
8527908600	RADIO RECEIVERS, INCLUDING PAGING ALERT DEVICES	NO	340	247,560
8527909705	RADIO RECEIVERS FOR USE IN CIVIL AIRCRAFT	NO	15	79,114
8527909735	RADIO RECEIVERS (30 - 400 MHZ)	NO	1	4,354
8527909745	RADIO RECEIVERS (400 - 1000 MHZ)	NO	11	47,111
8527909755	RADIO RECEIVERS GT 1000 MHZ	NO	177	140,477
8527909775	RECEPTION APPARATUS RADIO COMMUNICATIONS,NESOI	X		366,799
8528123000	RECEP APP FOR TV,COLOR,INC VIDEO RCRDNG/REPROD APP	NO	5,035	1,805,009
8528126005	03TV RCRS,CLR,W/PCTR TUBE,W/RDOBRDCST RCVRS/SND RC	NO	12,477	4,836,281
8528126010	RECEP APP FOR TV,COLOR, HAVNG PICTURE TUBE, < 52CM	NO	1,292	539,642
8528126040	RECEP APP FOR TV,COLOR,HAVNG A PICTURE TUBE > 52CM	NO	16,042	5,110,812
8528126057	RECEPT APP FOR TV,COLOR,NESOI,WITHOUT PICTURE TUBE	NO	5,307	4,539,565
8528130015	RECEP APP FR TV,MONOCHRME,W/ RDIO RECV/SND/VD/RPRD	NO	12,123	3,593,491
8528130080	RECEPTION APPARATUS FOR TV, MONOCHROME, NESOI	NO	2,440	281,655
8528210000	VIDEO MONITORS, COLOR	NO	19,063	3,592,623
8528220000	VIDEO MONITORS, MONOCHROME	NO	1,235	268,380
8528305550	VIDEO PROJECTORS, COLOR	NO	1,939	3,038,268
8528309000	VIDEO PROJECTORS, MONOCHROM	NO	49	95,750
8529102020	TELEVISION ANTENNAS, RECEIVING ONLY	NO	9,063	389,694
8529102050	TELEVISION ANTENNAS, NESOI	NO	30,714	1,504,654
8529102090	TELEVISION ANTENNA REFLECTORS	X		611,658
8529104000	ANTENNAS & PARTS FOR RADAR, RADIO NAVIGATIONAL AID	X		958,944
8529106000	ANTENNAS & PARTS,NESOI,FOR HOG 8525 TO 8528	X		1,557,051
8529901000	TELEVISION TUNERS	X		1,165,301
8529903000	PARTS OF TELEVISION CAMERAS	X		913,999
8529903540	CONVERGENCE ASSEMBLIES, FLYBACKS, FS COILS,D COILS	X		44,948
8529903800	PARTS,NESOI,FOR TV APPARATUS, HEADINGS 8525-8528	X		2,832,623
8529904720	PARTS FOR RADAR APPARATUS	X		870,694
8529904740	PARTS FOR RADIO NAVIGATIONAL AID APPARATUS	X		1,390,149
8529904760	PARTS FOR RADIO REMOTE CONTROL APPARATUS	X		222,582
8529905002	PARTS, NESOI, OF APPARATUS IN HEADINGS 8525 TO 852	X		9,530,365
8530100000	ELECTRICAL SIGNALING OR TRAFFIC CONTROL EQPT RAIL	X		387,703
8530800000	ELECTRICAL SIGNALING OR TRAFFIC CONTROL EQPT,NESOI	X		1,198,843
8530900000	PARTS FOR ELC SIGNALING, TRAFFIC, SAFETY EQUIPMNT	X		3,586,369
8531100015	SMOKE DETECTORS, BATTERY POWERED	NO	2,345	63,452
8531100025	SMOKE DETECTORS, NESOI	NO	38,627	1,010,379
8531100035	BURGLAR ALARMS, ELECTRIC	NO	17,396	1,380,605
8531100045	BURGLAR OR FIRE ALARMS AND SIMILAR APPARATUS,NESOI	NO	24,742	6,547,609
8531200020	INDICATOR PANALS INCORPORATING LCD'S	X		1,525,385
8531200040	INDICATOR PANELS INCORPORATING LED'S	X		321,754
8531800010	INDICATOR PANELS INCORPORATING FLUORESCENT DEVICES	X		66,445
8531800025	INDICATOR PANELS, NESOI	X		371,930
8531800030	SOUND SIGNALING APPARATUS, HORNS	X		26,155
8531800040	SOUND SIGNALING APPARATUS,NESOI	X		576,276
8531800050	OTHER SIGNALING DEVICES, ELECTRIC, NESOI	X		641,401
8531900002	PARTS,NESOI,OF ELEC SOUND OR VISUAL SIGNAL APPARAT	X		3,966,696
8532100000	FIXED CAPACITORS, 50-60 HZ, POWER, CPCTY =>.5 KVAR	NO	2,529,936	1,462,722
8532210020	FIXED CAPACITORS, 50/60 HZ, TANTALUM ELECTROLYTIC	NO	4,290,559	1,233,292
8532210040	FIXED CAPACITORS,50/60 HZ, Ta ELECTROLYTIC,NON-MET	NO	2,641,081	1,447,496
8532210050	TANTALUM ELECTROLYTIC FIXED CAPACITORS,SMD	NO	4,312,439	7,953,493
8532210080	OTHER TANTALUM ELECTROLYTIC FIXED CAPACITORS, NESI	NO	2,081,810	1,971,998
8532220020	FIXED CAPACITORS, ALUMINUM ELECTROLYTIC =< 18 MM	NO	744,180	1,184,249
8532220040	FIXED CAPACITORS, ALUMINUM ELECTROLYTIC>18BUT=<35	NO	419,253	139,303
8532220055	OTH FIXED CAPACITORS, ALUM ELECTRO >35MM N/O 51MM	NO	26,694	83,559
8532220085	OTHER FIXED CAPACITORS, ALUM ELECTROLYTIC > 51 MM	NO	24,650	60,717
8532230020	FIXED CAPACITORS, CERAMIC, DIELECTRIC SL LYR CHIPS	NO	1,093,237	446,925
8532230040	FIXED CAPACITORS, CERAMIC, DIELECTRIC S L AXIAL LD	NO	1,817,453	254,571
8532230060	FIXED CAPACITORS, CERAMIC, DIELECTRIC S L RADIAL L	NO	32,986	72,281
8532240020	FIXED CAPACITORS, CERAMIC, DIELECTRIC MLTLYR CHIPS	NO	66,108,196	9,180,432
8532240040	FIXED CAPACITORS, CERAMIC, DIELECTRIC MLTLR AXIAL	NO	1,365,002	133,701
8532240060	FIXED CAPACITORS, CERAMIC, DIELECTRIC MLTLR RDIAL	NO	2,969,168	286,511

TABLE - 1 SHIPMENTS OF MERCHANDISE FROM THE UNITED STATES TO PUERTO RICO, BY COMMODITY:
FISCAL YEAR 2003

COMM CODE	DESCRIPTION	UNIT	QUANTITY	VALUE - $
8532250010	FIXED CAPACITORS, PAPER, PLASTIC, AC, < 300 V	NO	111,430	322,159
8532250020	FIXED CAPACITORS, PAPER, PLASTIC, AC,=>300 B <600V	NO	44,516	49,360
8532250030	FIXED CAPACITORS, PAPER, PLASTIC, AC,=>600, <1000V	NO	801	6,667
8532250040	FIXED CAPACITORS, PAPER, PLASTIC, AC, => 1000 V	NO	406,858	60,154
8532250050	FIXED CAPACITORS, PAPER, PLASTIC, NESOI, LEADLESS	NO	207,661	198,465
8532250060	FIXED CAPACITORS, PAPER, PLASTIC, NESOI, AXIAL LDS	NO	60,414	55,441
8532250070	FIXED CAPACITORS, PAPER, PLASTIC, NESOI, RADIAL LD	NO	227,195	473,406
8532250080	FIXED CAPACITORS, PAPER, PLASTIC, NESOI, DIELECTRC	NO	17,818	124,943
8532290020	FIXED CAPACITORS, NESOI, MICA DIELECTRIC	NO	872,514	166,587
8532290040	FIXED CAPACITORS, NESOI	NO	7,509,526	1,212,375
8532300010	VARIABLE OR ADJUSTABLE CAPACITORS, MICA, GMC, GLSS	NO	19,767	65,386
8532300090	VARIABLE OR ADJUSTABLE CAPACITORS, NESOI	NO	226,350	792,494
8532900000	PARTS FOR ELECTRICAL CAPACITORS	X		430,165
8533100020	FIXED CARBON RESISTORS SURFACE MOUNTED FILM, >2 TM	NO	9,944,441	591,108
8533100042	FIXED CARBON RESISTORS SURFACE MOUNTED FILM, 2 TML	NO	8,014,747	222,491
8533100070	FIXED CARBON RESISTORS FILM, COMPOSITION, 2 LEADS	NO	460,286	56,269
8533210025	FIXED RESISTORS =< 20 W SURFACE MOUNTED > 2 TRMNLS	NO	1,584,563	475,331
8533210045	FIXED RESISTORS =< 20 W SURFACE MOUNTED, 2 TERMINA	NO	447,515	107,203
8533210075	FIXED RESISTORS,NESOI,HAVING MORE THAN 2 LEADS	NO	409,247	226,806
8533210080	FIXED RESISTORS NESOI, =< 20W, 2 LEADS WIRE W	NO	171,449	63,128
8533210090	FIXED RESISTORS NESOI, =< 20W, 2 LEADS, NESOI	NO	1,223,737	663,868
8533290000	FIXED RESISTORS NESOI > 20 W POWER HDLG CPCY	NO	87,223	143,512
8533310000	WIREWOUND VARIABLE RESISTORS, < 20 W	NO	2	8,000
8533390040	WIREWOUND VARIABLE RESISTORS, DIMMERS	NO	101,158	76,442
8533390080	WIREWOUND VARIABLE RESISTORS, NESOI	NO	215,623	50,754
8533400040	VARIABLE RESISTORS, NESOI, MOTOR STARTERS, CNL	NO	1,158,409	505,659
8533400080	VARIABLE RESISTORS, NESOI	NO	1,735,765	845,168
8533900000	PARTS FOR RESISTORS, RHEOSTATS, POTETIOMETERS	X		360,404
8534000020	PRINTED CIRCUITS OF PLASTIC/GLASS =>3 LAYERS, CNDT	NO	440,201	6,463,555
8534000040	PRINTED CIRCUITS OF PLASTIC/GLASS, NESOI	NO	59,084	11,021,163
8534000050	PRINTED CIRCUITS, PLASTIC IMPRG.,NOT FLEX,PPR.BASE	NO	91	28,220
8534000070	PRINTED CIRCUITS, PLASTIC IMPRG.,NOT FLEX, NESOI	NO	111,195	749,819
8534000080	PRINTED CIRCUITS, FLEXIBLE TYPE, NESOI	NO	82,309,199	62,146,767
8534000085	PRINTED CIRCUITS HAVING A CERAMIC BASE	NO	22,010	1,517,084
8534000095	PRINTED CIRCUITS, NESOI	NO	1,025,943	35,593,043
8535100020	FUSES IN CIRCUITS => 2300 V	NO	658	286,567
8535100040	FUSES NESOI > 1000 V	NO	1,163	334,921
8535210000	AUTOMATIC CIRCUIT BREAKERS > 1000 V BUT < 72.5 KV	NO	1,872	10,168,990
8535290020	AUTOMATIC CIRCUIT BREAKERS => 345 KV	NO	4	112,329
8535290040	AUTOMATIC CIRCUIT BREAKERS NESOI > 72.5 KV < 345 K	NO	58	1,299,454
8535300040	ISOLATING AND MAKE AND BREAK SWITCHES, KNIFE TYPE	NO	49,612	130,452
8535300080	ISOLATING SWITCH & MAKE & BREAK SWITCH,NESOI>1000V	NO	5,035	42,790
8535400000	LIGHTNING ARRESTERS,VOLTAGE LIMITERS,SURGE SUPPRES	X		14,615,728
8535908020	TERMINALS, ELC SPLICES AND ELC COUPLINGS	NO	71,193	1,081,571
8535908040	ELECTRICAL CONNECTORS, NESOI > 1000 V	NO	798,693	3,698,924
8535908060	ELECT SWITCHING & CIRCUIT PROTECTION APPRTS, NESOI	NO	166,518	1,153,817
8536100020	FUSES =< 1000 V, GLASS CARTRIDGE	NO	10,723	56,660
8536100040	FUSES =< 1000 V, NESOI	NO	580,157	8,500,240
8536200020	AUTOMATIC CIRCUIT BREAKERS =< 1000 V, MOLDED CASE	NO	4,300,078	23,845,163
8536200040	AUTOMATIC CIRCUIT BREAKERS =< 1000 V, NESOI	NO	147,429	1,382,146
8536300000	OTHER APPARATUS FOR PROTECTING ELC CRTS =< 1000 V	X		1,188,081
8536410005	AUTOMOTIVE SIGNALING FLASHERS FOR VOLTAGE =< 60 V	NO	136,613	165,841
8536410020	ELCTMCHL RLYS =< 60 V, & CNTCTS < 10 A EXCPT ASF	NO	465,578	1,281,074
8536410030	RLYS (EXCPT ELCTMCHL & ASF) =< 60V, & CNTCTS < 10A	NO	204,556	426,273
8536410045	CONTACTORS, =<60 V, CNTCTS =>10 A, EXCPT ASF	NO	4,484	324,343
8536410050	ELCTMCHL RLYS(ECPT CNTCTRS & ASF)=<60V CNTCTS=>10A	NO	11,133	325,816
8536410060	RELAYS FOR PROTECTING ELECTRICAL CIRCUITS, =< 60 V	NO	346,006	717,779
8536490050	RELAYS > 60 V, & CONTACTS < 10 A ELCTMCHL	NO	140,472	146,512
8536490055	RELAYS > 60 V, & CONTACTS < 10 A NESOI	NO	50,425	228,069
8536490065	RELAYS > 60 V, CONTACTORS	NO	16,314	618,577
8536490075	RELAYS > 60 V, ELECTROMECHANICAL	NO	11,090	636,529
8536490080	RELAYS > 60 V, NESOI	NO	12,324	531,245
8536504000	MOTOR STARTERS	NO	44,619	2,136,425
8536507000	ELECTRNC AC SWTCH OPTICALLY COUPLD INPT/OUTPT CRCT	NO	76,073	481,543
8536509020	SWITCHES, ROTARY, RATED AT NOT OVER 5 A	NO	84,833	274,677
8536509025	SWITCHES, ROTARY, RATED AT OVER 5 A	NO	303	160,536
8536509030	SWITCHES, PUSH-BUTTON, RATED AT NOT OVER 5 A	NO	8,362	152,830
8536509035	SWITCHES, PUSH-BUTTON, RATED AT OVER 5 A	NO	2,765	154,855

TABLE - 1 SHIPMENTS OF MERCHANDISE FROM THE UNITED STATES TO PUERTO RICO, BY COMMODITY:
FISCAL YEAR 2003

COMM CODE	DESCRIPTION	UNIT	QUANTITY	VALUE - $
8536509040	SNAP ACTION SWITCHES,OTHER THAN LIMIT, <=1000 V	NO	119,609	9,906,987
8536509045	SWITCHES, KNIFE, =<1000 V	NO	2,010	59,733
8536509050	SWITCHES, SLIDE = <1000 V	NO	18,403	48,511
8536509055	SWITCHES, LIMIT, NESOI, VOLTAGE NOT OVER 1000 V	NO	55,364	561,686
8536509065	OTHER SWITCHES, VOLTAGE NOT EXCEEDING 1000V, NESOI	NO	391,159	3,369,449
8536610000	LAMPHOLDERS	NO	6,314	85,816
8536694010	ELECTRICAL CONNECTORS, COAXIAL TYPE, <= 1,000 V	NO	1,339,890	3,353,518
8536694020	ELECTRICAL CONNECTORS, CYLINDRICAL, MULTICONTACT	NO	166,928	785,914
8536694030	ELECTRICAL CONNECTORS, RACK AND PANEL TYPE<=1000 V	NO	104,292	614,060
8536694040	ELECTRICAL CONNECTORS, PRNTED CRCT TYPE <=1,000 V	NO	1,942,371	12,174,037
8536695050	ELECTRICAL CONNECTORS, FOR VOLTAGE<=1,000 V, NESOI	X		15,985,266
8536904000	TERMINALS,ELECTR SPLICES & COUPLINGS,WAFER PROBERS	X		3,829,630
8536908010	ELECTRICAL DISTRIBUTION DUCTS, <= 1,000 V	X		974,147
8536908030	ELECTRICAL JUNCTION BOXES NOT EXCEEDING 1,000 V	NO	43,781	695,612
8536908085	ELECT APPARATUS FOR SWTCH & PROTECT CIRCUITS NESOI	X		6,735,310
8537106000	MOTOR CONTROL CENTERS FOR A VOLTAGE NOT EXC. 1000V	NO	263	1,664,205
8537109020	SWITCHGEAR ASSEMBLIES AND SWITCHBOARDS =< 1000 V	NO	552	539,709
8537109030	NUMERICAL CONTROLS FOR CONTROLLING MACHINE TOOLS	NO	1	12,300
8537109050	ELECTRICAL PANEL & DISTRIBUTION BOARDS =< 1000 V	NO	147,412	4,304,566
8537109060	PROGRAMABLE CONTROLLERS	NO	1,111	2,145,343
8537109070	ELECT APPARATUS EQP WITH APTS FRM HD 8535&36,NESOI	NO	17,112	4,098,126
8537200020	SWITCHGEAR & SWITCHBOARD ASSEMBLIES > 1000 V	NO	34	473,394
8537200040	ELECTRICAL APPARATUS EQP WITH APTS FM HD 8535&36	NO	26,311	1,304,972
8538100000	BOARDS, PANELS, CONSOLES ETC OF 8537 LESS APTS	X		2,129,071
8538907020	PARTS OF AUTO CIR BREAKERS FOR HEAD 8535/8536/8537	X		12,597,717
8538907040	ELECTRICAL METAL CONTACTS FOR HEAD 8535,8536,8537	X		4,820,005
8538907060	PARTS NESOI OF SWITCHGEAR, FOR HD 8535, 8536, 8537	X		1,868,772
8538907080	PRTS SUITBL FOR USE W/APTS IN 8535,8536,8537,NESOI	X		10,305,529
8539100020	SEALED BEAM LAMP UNITS < 15.24 CM	NO	76	41,493
8539100040	SEALED BEAM LAMP UNITS =>15.24 CM	NO	18,717	52,124
8539212000	TUNGSTEN HALOGEN FILAMENT LAMPS =< 100 V	NO	11,824	290,398
8539214040	TUNGSTEN HALOGEN FILAMENT LAMPS > 100 V, & < 500 W	NO	7,725	285,553
8539214080	TUNGSTEN HALOGEN FILAMENT LAMPS > 100 V, & >= 500W	NO	137	63,619
8539228010	FILAMENT LAMPS =< 150 W BUT > 100 V, 3-WAY TYPE	NO	983,077	571,449
8539228030	FILAMENT LAMPS =< 150 W BUT > 100 V, DECORATIVE	NO	130,305	392,021
8539228050	FILAMENT LAMPS =< 150 W BUT > 100 V, NESOI INCL SD	NO	283,368	488,455
8539228070	FILAMENT LAMPS > 150 W	NO	8,472	142,362
8539292500	FILAMENT LAMPS,NESOI,=< 100 V EXCLUDING UV & IFRR	NO	3,791	393,871
8539294000	LAMPS NESOI > 100 V, FILAMENT	NO	2,035	22,685
8539310000	DISCHARGE LAMPS, (EX ULTRAVIOLET), FLUORESCENT	NO	350,377	986,724
8539320020	DISCHARGE LAMPS, (EX ULTRAVIOLET), SODIUM VAPOR	NO	3,092	67,919
8539320040	DISCHARGE LAMPS, (EX ULTRAVIOLET), MERCURY VAPOR	NO	435	3,913
8539320060	DISCHARGE LAMPS, (EX ULTRAVIOLET), METAL HALIDE	NO	54,840	724,647
8539390000	DISCHARGE LAMPS, (EX ULTRAVIOLET), NESOI	NO	13,113	96,105
8539410000	ARC LAMPS	NO	38,325	781,894
8539490040	ULTRAVIOLET LAMPS	NO	676	202,549
8539490080	ELECTRIC LAMPS NESOI INCLUDING INFRARED	NO	6,301	278,650
8539900000	PARTS FOR ELECTRIC FILAMENT OR DISCHARGE LAMPS	X		770,812
8540110035	CATHODE-RAY TV PICTURE TUBES, COLOR, =< 50 CM	NO	46	10,599
8540110070	CATHODE-RAY TV TUBES > 50 CM DGNL & <= 67 CM	NO	573	122,814
8540110080	CATHODE-RAY TELEVISION TUBES VIDEO DGNL > 67 CM	NO	966	289,259
8540120000	CATHODE-RAY TV PICTURE TUBES, BLACK & WHITE	NO	75	3,079
8540202000	CATHODE RAY TV & OTHER PHOTOCATHODE TUBES	NO	20	17,850
8540204000	TV CAM TUBE,IMAGE CONVERT & INTENSIFIERS	NO	12	29,702
8540400000	DATA/GRAPHIC DISPLAY TUBES,COLOR, W/ PITCH < 0.4 M	NO	255	9,711
8540500000	DATA/GRAPHIC DISPLAY TUBES, MONOCHROME	NO	681	18,893
8540600055	CATHDE-RAY TUBES, NESOI, VIDEO DISPLY DIAG =<36CM	NO	1	3,500
8540714000	MAGNETRONS MICROWAVE TUBES, NESOI	NO	1	20,229
8540810000	RECIEVER OR AMPLIFIER TUBES	NO	2,178	158,180
8540890020	GAS AND VAPOR ELECTRON TUBES, NESOI	NO	37	53,928
8540890040	TUBES, NESOI, DIODE, TRIODE, AND TETRODE TYPES	NO	538	199,380
8540890060	LIGHT-SENSING TUBES	NO	221	138,411
8540912000	CATHODE-RAY TUBE DEFLECTION COILS	X		12,479
8540914000	PARTS, NESOI, FOR CATHODE RAY TUBES	X		2,557
8540990000	PARTS, NESOI, FOR ELECTRON TUBES	X		27,068
8541100040	CHIPS, DICE, WAFERS F DIODES EXC PHOTOSENSITIVE	NO	1,536,711	2,402,448
8541100050	ZENER DIODES	NO	6,730,377	1,009,113
8541100060	MICROWAVE DIODES	NO	2,393	178,972

TABLE - 1 SHIPMENTS OF MERCHANDISE FROM THE UNITED STATES TO PUERTO RICO, BY COMMODITY:
FISCAL YEAR 2003

COMM CODE	DESCRIPTION	UNIT	QUANTITY	VALUE - $
8541100070	SEMICONDUCTOR DIODES NOT PHOTOSENSITVE =< 0.5 A	NO	249,982	895,538
8541100080	SEMICONDUCTOR DIODES NOT PHOTOSENSITVE > 0.5 A	NO	2,546,135	3,996,795
8541210040	CHIPS & WAFERS F TRANSISTORS EX PHOTO, < 1 W	NO	265,348	52,907
8541210080	TRANSISTORS OTHER THAN PHOTOSENSITIVE, < 1 W	NO	1,551,540	1,942,783
8541290040	CHIPS & WAFERS F TRANSISTORS EX PHOTO,=> 1 W	NO	328,004	230,184
8541290080	TRANSISTORS OTHER THAN PHOTOSENSITIVE => 1 W	NO	3,066,630	1,774,336
8541300040	CHIPS,WAFERS F THYRISTORS, DIAC & TRIAC,EXC PHOTO	NO	206,660	473,893
8541300080	THYRISTORS, DIACS & TRIACS, NOT PHOTOSENSITIVNESOI	NO	1,284,152	2,549,793
8541402000	PHOTOSENSITIVE SEMICONDUCTOR DEVICES, LED'S	NO	1,427,098	1,091,455
8541406010	CHIPS,DICE & WAFERS FOR PHOTOSENSITIVE DIODES	NO	124,366	677,288
8541406020	SOLAR CELLS IN MODULES OR PANELS	NO	366	1,479,210
8541406030	SOLAR CELLS NOT IN PANELS OR MODULES	NO	2,266	378,506
8541406050	PHOTOSENSITIVE DIODES,NESOI	NO	59,892	210,414
8541407040	CHIPS, DICE AND WAFER F PHOTOSENSITIVE TRANSISTORS	NO	321,642	1,371,747
8541407080	PHOTOSENSITIVE TRANSISTORS	NO	33,630	781,966
8541408000	OPTICAL COUPLED ISOLATORS	NO	1,701,576	1,863,755
8541409500	PHOTOSENSITIVE SEMICONDUCTOR DEVICES, NESOI	NO	142,842	167,054
8541500040	CHIP,DICE,WAFER FOR SEMICONDUCTOR DEVICES,NESOI	NO	78,736	1,140,109
8541500080	SEMICONDUCTOR DEVICES, NESOI	NO	1,816,410	7,110,494
8541600025	MOUNTED PIEZOELECTRIC CRYSTALS, QUARTZ, <= 20 MHZ	NO	172,834	550,690
8541600060	MOUNTED PIEZOELECTRIC CRYSTALS, QUARTZ, > 20 MHZ	NO	44,403	592,072
8541600080	MOUNTED PIEZOELECTRIC CRYSTALS, EXCEPT QUARTZ	NO	191,804	329,849
8541900000	PARTS FOR DIODES, TRANSISTORS & SMLR SEMICONDUCTRS	X		807,552
8542100000	CARDS INCORP. ELEC. INTEGRATED CRCT (SMART CARDS)	NO	7,357,662	11,387,292
8542214000	MNLTHC INTGRD CRCTS,DGTL,HIDEF TV,GT 100000 GATES	NO	2,104,887	6,326,771
8542218005	UN,CHPS,DCE,WFRS DGTL MNLTHC INTGRT CRTS,SLCN	NO	1,849,180	26,525,343
8542218010	CHPS,DCE,WFRS DGTL MLTHC INTGRTD CRTS,NOT SLCN	NO	739,433	2,529,336
8542218021	MONOLITHIC INTEGRATED CRCT DRAM LTEQ 1 MEGABIT	NO	348,158	958,352
8542218028	MONOLITHIC INTEGRATD CRCT DRAM GT 1 MEGABIT	NO	32,573,202	219,213,597
8542218031	MONOLITHIC INTEGRATED CRCT SRAM LE 256 KILO BITS	NO	20,485	324,559
8542218038	MONOLITHIC INTEGRATD CRCT SRAM GT 256 KILOBITS	NO	133,355	1,416,578
8542218048	MONOLITHC INTEG CIRCUIT, DIGITL,(EEPROM),ELEC ERAS	NO	1,871,464	5,615,273
8542218058	MONOLITHIC INTEGRATED CIRCUITS, DIGITAL, (EPROM)	NO	1,740,915	4,124,756
8542218060	MONOLITHIC INTEGRAT CIRCUIT DIGITL, SI, MEM,NESOI	NO	897,576	3,208,181
8542218071	MICROPROCESSORS, DIGTAL, SILCON, LE 8 BIT BUS	NO	635,163	2,598,723
8542218072	MICROPROCESSORS, DGTL, SLCN, 16 BIT BUS	NO	3,887,844	16,719,574
8542218079	MICROPROCESSORS, DGTL, SLCN,GE 32 BIT BUS	NO	417,758	125,113,549
8542218088	MONOLITHIC INTEGRAT CIRCUITS DIGITL, NT MEM,NESOI	NO	4,327,894	55,084,225
8542218091	MNLITHIC I/C'S DGTL, MEMORY, EXC SLCON, NESOI	NO	1,319,141	2,938,554
8542218099	MNLTHC I/C'S DGTL,EXC MEMORY OR SILICON,NESOI	NO	2,859,005	15,599,067
8542290010	CHPS,DCE,WFRS MONOLITHC INTEGRAT CIRCUIT,EXEP DIGL	NO	800,617	56,468,506
8542290020	MONOLITHIC IC'S,EXE DIGL,OPRAT FREQ GE 100MHZ,NESO	NO	140,490	7,270,128
8542290030	MONOLITHIC IC,FRQ LT 100 MHZ,MIXD SGNL,LOGIC,NESOI	NO	152,507	3,360,315
8542290040	MONLTHIC IC,FRQ LT 100 MHZ,MIX SIG,NT LOGIC,NESOI	NO	2,920,143	22,582,563
8542290050	MONOLITHIC IC,NT DIG,FRQ LT 100 MHZ,NESOI	NO	1,934,104	5,731,764
8542600075	HYBRID INTEGRATED CIRCUITS,WITH FREQUENCY GE 30MHZ	NO	146,744	3,476,830
8542600095	HYBRID INTEGRATED CIRCUITS, NESOI	NO	222,066	4,813,845
8542700000	ELECTRONIC MICROASSEMBLIES	NO	12,847,358	18,599,009
8542900000	ELECTRONIC INTEGRATED CIRCUITS AND MCRSSMBLS PARTS	X		12,123,860
8543190000	PARTICLE ACCELERATORS, NESOI	NO	13	1,099,023
8543200000	SIGNAL GENERATORS	NO	1,812	2,709,971
8543300000	ELECTROPLATING, ELECTROPHORESIS AND ELECTROLYSIS M	X		96,426
8543400000	ELECTRIC FENCE ENERGIZERS	NO	1	38,598
8543810000	PROXIMITY CARDS AND TAGS	X		879,089
8543891000	PVD APPARATUS FOR PROCESS OF SEMICONSUTOR MATS	NO	72	240,623
8543892000	PHYSICAL VAPOR DEPOSITION (PVD) APPARATUS, NESOI	NO	32	83,424
8543894000	ELECTRIC SYNCHROS & TRANSDUCERS,FLIGHT DATA RECORD	X		572,393
8543896000	ARTCLE DESIGNED FOR CONNECTION TO TELEGRP OR TELPH	X		132,735
8543897000	ELECTRIC LUMINESCENT LAMPS	NO	189	48,881
8543898000	MICROWAVE AMPLIFIERS	NO	2,115	45,143
8543898500	ELECTRICAL MACHINES FOR ELECTRICAL NERVE STIMULATN	NO	118	31,326
8543899620	RESISTOR/CAPACITOR NETWORKS	NO	40,634	180,107
8543899660	AMPLFIERS, NESOI	NO	735	566,253
8543899670	SPECIAL EFFECTS PEDALS FOR USE WITH MUSICAL INSTRM	NO	89	9,869
8543899690	ELECTRICAL MACHINES AND APPARATUS,NESOI	X		3,409,546
8543901000	PARTS, PHYSICAL VAPOR DISPOSITION APPARATUS	X		75,232
8543908040	PARTS FOR PARTICLE ACCELERATORS	X		1,134,720
8543909500	PARTS,NESOI,FOR ELECTRICAL MACHINES,NESOI	X		1,828,855

TABLE - 1 SHIPMENTS OF MERCHANDISE FROM THE UNITED STATES TO PUERTO RICO, BY COMMODITY:
FISCAL YEAR 2003

COMM CODE	DESCRIPTION	UNIT	QUANTITY	VALUE - $
8544110020	INSULATED WINDING WIRE, COPPER,33AWG(.18 MM)&FINER	KG	39,867	348,267
8544110030	INSULATED WINDING WIRE,COPPER,22AWG &FNR BUT>33AWG	KG	10,959	105,772
8544110050	OTHER INSULATED WINDING WIRE MADE OF COPPER	KG	378,476	1,986,410
8544190000	INSULATED WINDING WIRE, NESOI	KG	189,154	1,200,899
8544200000	INSULATED COAXIAL CABLE AND COAXIAL ELECTRICAL CDT	KG	1,961,517	84,869,718
8544300000	INSULATED WIRING SETS FOR VEHICLES SHIPS AIRCRAFT	X		1,799,061
8544410000	INSULATED ELECTRIC CONDUCTORS =< 80 V WITH CNTRS	X		6,794,421
8544490000	INSULATED ELECTRIC CONDUCTORS =< 80 V NESOI	KG	1,841,646	14,809,367
8544510000	ELECTRICAL CONDUCTORS > 80 BUT =< 1000V W CNCTRS	X		1,672,656
8544592040	INSULATED ELECTRIC CONDUCTORS > 600 V OF COPPER	KG	116,446	3,198,187
8544592080	INSULATED ELECTRIC CONDUCTORS NESOI OF COPPER	KG	2,530,863	7,633,918
8544594000	INSULATED ELECTRIC CONDUCTORS >80 BUT =<1000 NESOI	KG	139,057	590,148
8544602000	INSULATED ELECTRIC CONDUCTORS > 1000 V WITH CNCTRS	X		511,678
8544604000	INSULATED ELECTRIC CONDUCTORS > 1000 V, NESOI, CU	KG	47,726	182,875
8544606000	INSULATED ELECTRIC CONDUCTORS > 1000 V, NESOI	KG	38,316	336,516
8544700000	INSULATED OPTICAL FIBER CABLES WITH INDVULY SH FBR	FBM	3,273,831	1,682,544
8545190000	CARBON ELECTRODES,NESOI	KG	25,778	506,874
8545200000	ELECTRICAL CARBON OR GRAPHITE BRUSHES	KG	29	10,091
8545900000	ELECTRICAL CARBON OR GRAPHITE ARTICLES,NESOI	KG	250	44,592
8546100000	ELECTRICAL INSULATORS OF GLASS	NO	57,651	1,519,714
8546200030	ELECTRICAL INSULATORS, SPSSN PIN-TYPE OR LINE POST	NO	760	35,157
8546200060	ELECTRICAL INSULATORS, CERAMIC, NESOI, HGH-V, L-FY	NO	132	25,102
8546200090	ELECTRICAL INSULATORS, CERAMIC, NSPF.	NO	210,189	1,517,222
8546900000	ELECTRICAL INSULATORS, NESOI	NO	366,188	2,397,988
8547100000	INSULATING FITTINGS OF CERAMICS FOR ELECTRICAL MCH	NO	4,069	26,465
8547200000	INSULATING FITTINGS FOR MACHINES MADE OF PLASTIC	NO	336,723	2,132,218
8547900010	INSULATING FITTINGS FOR MACHINES NESOI	NO	104,175	308,946
8547900020	ELECTRICAL CONDUIT LINED WITH INSULATION, TUBING	KG	168,587	473,084
8547900030	ELECTRICAL CONDUIT LINED WITH INSULATION, JNTS THD	KG	20,346	174,994
8547900040	ELECTRICAL CONDUIT LINED WITH INSULATION, JS NESOI	KG	11,962	315,343
8548100540	SPENT LEAD-ACID STRGE BATTERIES FOR RECVRY OF LEAD	NO	2,720	13,595
8548100580	SPNT PRMRY/ELECT STRGE BATTR FOR RECVRY LEAD,NESOI	NO	111,533	847,565
8548101500	SPENT PRIMARY CELLS, BATTR, ELEC STRGE BATTR,NESOI	KG	1,422	19,330
8548103500	PRIMARY CELL/BATTERY WASTE,NOT FR RECOVERY OF LEAD	KG	252,597	975,000
8548900000	ELECTRICAL PARTS OF MACHINERY NESOI IN CHAPTER 85	X		28,536,120
	VEHICLES,AIRCRAFT,VESSELS AND ASSOCIATED TRANSPORT EQUIPMENT.....	TOTAL		1,571,871,488
	RAILWAY OR TRAMWAY LOCOMOTIVES, ROLLING STOCK AND PARTS THEREOF; RAILWAY OR TRAMWAY TRACK FIXTURES AND FITTINGS AND PARTS THEREOF; MECHANICAL(INCLUDING ELECTROMECHANICAL) TRAFFIC SIGNALING EQUIPMENT OF ALL KINDS.....	TOTAL		4,590,177
8601100000	RAIL LOCOS POWERED FROM EXTERNAL SOURCE ELECTRICIY	NO	3	1,927,830
8603900000	SELF-PROPELLED RAILWAY OR TRAMWAY COACHES, NESOI	NO	6	183,000
8604000000	RAILWAY OR TRAMWAY MAINTENANCE OR SERVICE VEHICLES	X		96,000
8605000000	RAILWY, TRAMWY PASSENGR COACHES,NOT SELF-PROPELLED	NO	1	10,100
8606200000	RAILWAY OR TRMWY INSULAT, REFRIG CARS NOT SLF-PRPL	NO	3	40,150
8606300000	RAILWY OR TRMWY SELF-DISCHARGING CARS NOT SLF-PRPL	NO	4	75,000
8606990000	OTHER RLWY,TRMWY FREIGHT CARS,NOT SELF-PRPL, NESOI	NO	5	15,000
8607110000	TRUCK ASSMBLS FOR SELF-PROPELLED RAILWAY VEHICLES	X		9,219
8607120000	TRUCK ASSEMBLIES, FOR RAILWAY ROLLING STOCK NESOI	X		20,000
8607190300	AXLES FOR RAILWAY LOCOS OR ROLLING STOCK	KG	15,266	92,015
8607191200	RAILWAY WHEELS, WHETHER OR NOT FITTED WITH AXLES	KG	835	6,902
8607191500	PARTS OF RAILWAY WHEELS	KG	589	5,249
8607193000	PARTS OF TRUCK ASSMBLS OF VEHCLS OF HDG 8605-8606	X		179,776
8607199000	PARTS OF TRUCK ASSEMBLIES, NESOI	X		710,720
8607215000	AIR BRAKES & PARTS FOR RAILWAY VEHICLES, NESOI	X		141,211
8607291000	BRAKES & PARTS,FOR VEHCLS OF HDG 8605-8606, NESOI	X		94,974
8607295000	OTHER BRAKES & PARTS FOR RAILWAY VEHICLES, NESOI	X		69,188
8607301000	HOOKS & OTHER COUPLINGS, BUFFERS, FOR 8605 OR 8606	X		7,663
8607305000	HOOKS + BUFFERS (NOT FOR HDG 8605 OR 8606), NESOI	X		41,656
8607910000	OTHER PARTS OF LOCOMOTIVES, NESOI	X		172,520
8607991000	OTHER PARTS(EX BRAKE REG) FOR HDG 8605-8606, NESOI	X		4,993

TABLE - 1 SHIPMENTS OF MERCHANDISE FROM THE UNITED STATES TO PUERTO RICO, BY COMMODITY:
FISCAL YEAR 2003

COMM CODE	DESCRIPTION	UNIT	QUANTITY	VALUE - $
8607995000	PARTS,NESOI, OF RAILWAY ROLLING STOCK, NESOI	X		137,711
8608000000	RAILWY TRK FIXTRS; MECH SIGNLNG, SAFTY, ETC; PARTS	X		257,094
8609000000	CONTAINERS FOR ONE OR MORE MODES OF TRANSPORT	X		292,206
	VEHICLES,OTHER THAN RAILWAY OR TRAMWAY ROLLING STOCK,AND PARTS AND ACCESSORIES THEREOF.....	TOTAL		1,512,916,342
8701100000	TRACTORS, PEDESTRIAN CONTROLLED	NO	8	506,000
8701200015	TRACTORS,ROAD,SEMI-TRL,GVW <=36287 KG, GAS OR DSL	NO	100	4,836,107
8701200080	ROAD TRACTORS, SEMI-TRAILER, USED, GAS OR DIESEL	NO	17	347,546
8701300015	TRACK-LAYING TRACTORS,NEW,ENG OF 93.3KW (125 HP)	NO	4	168,289
8701300030	TRACK-LAYING TRACTORS,NEW,ENG OF 93.3KW,LES119.4KW	NO	2	222,695
8701300045	TRACK-LAYING TRACTORS,NEW,ENG OF 119.4 ,LES194KW	NO	2	286,989
8701300060	TRACK-LAYING TRACTORS,NEW,ENG OF 194KW,LES257.4KW	NO	1	214,569
8701300075	TRACK-LAYING TRACTORS,NEW,ENG 257.4KW OR MORE	NO	1	282,000
8701300090	TRACK-LAYING TRACTORS,USED,OTHR THN 8709	NO	1	117,900
8701901005	TRCTS,AGRCLT USE,NEW PTO OF LESS 14.9 KW	NO	75	288,125
8701901010	TRCTS,AGRL USE,NEW,PTO => 14.9KW BUT <22.4KW,NESOI	NO	2	14,373
8701901015	TRCTS,AGRL USE,NEW,PTO => 22.4KW BUT < 29.8KW	NO	2	26,629
8701901030	TRCTS,AGRL USE,NEW,PTO =>29.8KW BUT <44.8KW,NESOI	NO	4	49,530
8701901035	TRCTS,AGRL USE,NEW,PTO =>44.8KW BUT <59.7KW, NESOI	NO	9	207,927
8701901045	TRCTS,AGRL USE,NEW,PTO =>74.6KW BUT <89.5KW,NESOI	NO	1	9,250
8701901050	TRCTS,AGRL USE,NEW,PTO,=>89.5KW BUT <104.4KW,NESOI	NO	1	19,585
8701901065	TRCTS,AGRL USE,NEW,PTO OF 134.3KW OR MORE,NESOI	NO	12	558,280
8701901070	TRCTS,AGRL USE, NEW,EXC TRACK-LAYING AND PTO TYPE	NO	38	133,895
8701901090	TRCTS,AGRL USE, USED, EXC TRACK-LAYING TYPE	NO	25	170,000
8701905015	TRCTS, WTH NT ENG LES THN 223.8KW,NESOI	NO	2	14,473
8701905020	TRCTS, WTH NT ENG PWR =>223.8KW BUT <373 KW,NESOI	NO	1	40,000
8702100000	PASSENGR MTR VEH COMPR-IGNITN INTR COMB PIST(DISL)	NO	46	943,709
8702900000	PUBLIC-TRNSPRT TYP PASGNR VEH, NESOI	NO	384	9,291,682
8703101000	VEHICLES DESIGNED FOR TRAVELING ON SNOW	NO	95	215,458
8703105030	MOTORIZED GOLF CARTS FOR THE TRANSPORT OF PERSONS	NO	470	1,965,701
8703105060	VEH FOR TRANSPORT OF PERSONS,EXC SNOW & GOLF CARTS	NO	39	345,768
8703210000	PASS MTR VEH, SPARK IGN ENG, NOT OV 1,000 CC	NO	34	297,241
8703220000	PASS MTR VEH,SPARK IGN ENG, >1000CC BUT =<1500CC	NO	3	80,714
8703230010	MOTOR HOMES,SPK.IGN.NEW,>=1500CC AND <=3000CC DSPL	NO	1	12,500
8703230020	VEHICLES,NESOI,NEW,ENG EXC 1,500,EXC 3,000CC<=4CYL	NO	12,759	205,405,016
8703230060	VEHICLES,NESOI,NEW,ENG EXC >1500<=3000CC,>4<= 6CYL	NO	25,997	408,027,682
8703230090	VEHICLES,NESOI,USED,ENG EXC 1500,NOT EXC 3000 CC	NO	13,223	97,348,351
8703240010	AMBULANCES, HEARSES, PRISON VANS, NEW, > 3000 CC	NO	53	727,167
8703240060	PASS VEH,SPARK IGN,NESOI,NEW,>=3000 CC, 6CYL	NO	7,571	153,491,683
8703240075	PASS VEH,SPARK IGN,NESOI,NEW, >3000 CC & >6CYLINDR	NO	4,377	112,042,585
8703240090	PASS MTR VEH, SPARK IGN, OVER 3000 CC, USED	NO	8,686	93,164,230
8703310000	PASS MTR VEH, DIESEL ENG, NOT OV 1500 CC	NO	1	11,500
8703320010	PASS VEH, DIESEL ENG, OV 1500 BT NT OV 2500 CC,NEW	NO	1,005	12,408,747
8703320050	PASS VEH,DIESEL ENG, OV 1500 BT NT OV 2500 CC,USED	NO	11,716	75,922,762
8703330030	MOTOR HOMES WITH DIESEL ENGINE, OV 2500 CC	NO	1	30,000
8703330045	PASS MTR VEH, DIESEL ENG, OVER 2500 CC, NEW	NO	3	126,507
8703330085	PASS MTR VEH, DIESEL ENG, OVER 2500 CC, USED	NO	2	38,977
8703900000	PASSENGER MOTOR VEHICLES, NESOI	NO	155	3,037,492
8704101000	CAB CHASSIS, DUMPERS DESIGNED FOR OFF-HIGHWAY USE	NO	45	2,280,776
8704105020	MOTR VEH,REAR DUMP,40.8 METRIC TONS OR LESS	NO	30	739,780
8704105030	MOTR VEH,REAR DUMP =>40.8 BUT <63.5 METRIC TONS	NO	7	1,021,503
8704105060	MOTR VEH DUMPERS FOR OFF-HGHWY USE,EXC REAR DUMP	NO	8	214,510
8704210000	TRUCKS, NESOI, DIESEL ENG, GVW 5 METRIC TONS & UND	NO	330	9,835,414
8704225010	TRUCK, DIESEL ENG, GVW >5 BUT =<9 M TONS	NO	521	14,759,314
8704225030	TRUCK, DIESEL ENG, GVW >9 BUT =< 12 M TONS	NO	3	179,194
8704225050	TRUCK, DIESEL ENG, GVW >12 BUT =< 15 METRIC TONS	NO	24	830,624
8704310020	TRUCK, SPRK IGN ENG, GVW =< 2.5 METRIC TONS	NO	2,868	38,525,444
8704310040	TRUCK, SPRK IGN ENG, GVW >2.5 BUT =< 5 M TONS	NO	3,954	88,841,099
8704320010	TRUCK, SPRK IGN ENG, GVW >5 BUT =<9 METRIC TONS	NO	37	899,353
8704320040	TRUCK, SPRK IGN ENG, GVW >15 BUT =<20 METRIC TONS	NO	9	321,970
8704900000	TRUCKS, NESOI	NO	14	215,508
8705100010	MOBILE CRANES, CABLE OPERATED	NO	9	123,606
8705100050	MOBILE CRANES, NESOI	NO	95	5,966,523
8705200000	MOBILE DRILLING DERRICKS	NO	1	19,850
8705300000	FIRE FIGHTING VEHICLES	NO	10	1,144,997

TABLE - 1 SHIPMENTS OF MERCHANDISE FROM THE UNITED STATES TO PUERTO RICO, BY COMMODITY:
FISCAL YEAR 2003

COMM CODE	DESCRIPTION	UNIT	QUANTITY	VALUE - $
8705400000	CONCRETE MIXERS, SPECIAL PURPOSE VEHICLE	NO	57	2,675,392
8705900000	SPECIAL PURPOSE VEHICLES, NESOI	NO	1,110	32,482,622
8706001020	CHASSIS FITTED WITH ENG FOR VEH OF SUBHD 8701.20	NO	18	85,321
8706001040	CHASSIS FITTED WITH ENGINES FOR VEH OF HEAD 8702	NO	2	22,284
8706001060	CHASSIS FITTED WITH ENGINES FOR VEH OF HEAD 8704	NO	1	25,000
8706001520	PASSNGR AUTO CHASSIS FITTED WITH ENG HEAD 8703	NO	524	2,522,425
8706001540	CHASSIS FITTED WITH ENGINES FOR VEH,NESOI,HEAD8703	NO	6	74,357
8706009000	CHASSIS FITTED WITH ENGINES,VEH,NESOI,HD,8701,8705	NO	42	306,447
8707100020	BODIES FOR PASSENGER AUTOS OF HEADING 8703	NO	243	211,339
8707100040	BODIES FOR VEHILES, NESOI, OF HEADING 8703	NO	497	200,300
8707905040	BODIES FOR VEHICLES OF HEADING 8702	NO	22	43,243
8707905060	BODIES FOR VEHICLES OF HEADING 8704	NO	93	560,495
8707909500	BODIES (INCLUDING CABS) FOR VEHICLES,NESOI	NO	25	119,763
8708100010	STAMPINGS OF BUMPERS AND PARTS, HEAD 8701 TO 8705	X		82,982
8708100050	BUMPERS AND PARTS, NESOI, OF HEADINGS 8701 TO 8705	X		2,390,565
8708210000	SAFETY SEAT BELTS AND PARTS OF 8701 TO 8705	KG	1,009	67,359
8708290010	STAMPINGS OF BODIES OF 8701 TO 8705	X		269,973
8708295025	TRUCK CAPS	NO	88	80,219
8708295070	PTS AND ACCESSORIES,NESOI,OF BODIES HDG 8701,8705	X		22,760,411
8708310000	MOUNTED BRAKE LININGS OF MOTOR VEH OF HD,8701,8705	X		1,557,016
8708390000	BRAKES AND SERVO-BRAKES,PARTS, OF 8701,8705	X		9,246,760
8708401000	GEAR BOXES,PARTS,SUBHD8701.20,HDG8702 OR 8704	NO	2,655	76,941
8708402000	GEAR BOXES AND PARTS FOR VEHICLES OF HEADING 8703	NO	42,068	2,174,627
8708406000	GEAR BOXES FOR VEHICLES,NESOI,OF 8701 TO 8705	X		125,237
8708500010	DRIVE AXLES WITH DIFFERNTL FOR TRACTORS	X		103,688
8708500050	DRIVE AXLES WITH DIFFERNTL FOR VEHICLES,NESOI	X		186,336
8708600010	NON-DRIVING AXLES AND PARTS FOR TRACTORS	X		4,083
8708600050	NON-DRIVING AXLES AND PARTS FOR VEHICLES,NESOI	X		195,302
8708700010	ROAD WHEELS AND PARTS AND ACCESSORIES FOR TRACTORS	X		154,279
8708700050	ROAD WHEELS AND PRTS FOR VEH NESOI,OF 8701,8705	X		2,725,882
8708801000	SUSPENSION SHOCK ABSORBERS FOR TRACTORS FOR AG USE	X		1,916,218
8708805000	SUSPENSION SHOCK ABSORBERS FOR VEHICLES, NESOI	X		3,437,014
8708911000	RADIATORS FOR TRACTORS FOR AGR USE	X		22,122
8708915000	RADIATORS FOR VEHICLES, NESOI	NO	52,532	465,380
8708921000	MUFFLERS AND EXHAUST PIPES FOR TRACTORS FOR AGR	X		47,103
8708925000	MUFFLERS AND EXHAUST PIPES FOR VEHICLES, NESOI	X		683,547
8708931000	CLUTCHES AND PARTS FOR TRACTORS FOR TRACT,AGRICULT	X		11,845
8708935000	CLUTCHES AND PARTS FOR VEHICLES, NESOI	X		675,823
8708941000	STEERING WHEELS,STEERING COLUMNS AND STEERING BOXS	X		63,698
8708945000	STEERING WHEELS,STEERING COLUMNS,STEERING BOXES,VE	X		187,189
8708990010	PARTS AND ACCESSORIES NESOI,FOR TRACTORS NESOI	X		1,482,076
8708995800	DOUBLE FLANGED WHEEL HUB UNITS INC BALL BEARINGS	NO	4,172	63,959
8708996100	AIRBAGS FOR MOTOR VEHICLES OF HEADING 8701 TO 8705	X		41,446
8708998015	DOUBLE FLANGED WHEEL HUB UNITS NOT INC BALL BEARIN	NO	808	24,795
8708998030	SLIDE-IN CAMPERS FOR MOTOR VEHICLES	NO	2	20,800
8708998075	PARTS AND ACESSORIES FOR VHCLS 8701 TO 8705, NESOI	X		34,513,105
8709110030	WORKS TRUCKS,ELEC, OPERATOR RIDING W/O LIFT EQUIP	NO	12	73,276
8709110060	VEHICLES,SEL-PROPLD, NOT FITD WTH LIFTNG,HANDLG EQ	NO	192	528,223
8709190030	WORKS TRUCKS, EXC ELEC, OPERATOR RIDE,W/O LIFT EQP	NO	107	1,069,278
8709190060	WORKS TRUCKS,EXC ELEC,EXC OP RIDE,W/O LIFT EQP	NO	22	415,186
8709900000	PARTS FOR WORKS TRUCKS W/O LIFT EQUIP	KG	6,977	158,956
8710000030	TRACKED (INCLUDING HALF-TRACKED) VEHICLES	NO	10	670,584
8711100000	MOTOCYCLES (INCL MOPEDS),PIST,ENG,CYL,NOT,EXC 50CC	NO	368	821,511
8711200000	MOTORCYCLES (INCLUDING MOPEDS),CYCL,EXC50CC,NT250C	NO	54	176,873
8711300000	MOTORCYCLES (INCLUDING MOPEDS),CYCL,EXC250CC,NT500	NO	41	299,554
8711400000	MOTORCYCLES,CYCL,EXC500,NT800CC	NO	283	411,397
8711500000	MOTORCYCLES, CYCL,EXCD 800 CC	NO	658	4,845,967
8711900000	MOTORCYCLES (INCLUDING MOPEDS), NESOI	NO	1,050	2,124,787
8712001070	BICYCLES HAVING BOTH WHEELS <= 63.25 CM DIAMETER	NO	1,434	77,442
8712002600	BICYCLES HAVING BOTH WHEELS > 63.25 CM DIAMETER	NO	2,277	137,705
8712006000	BICYCLES AND CYCLES NESOI (INCL DEL TRICYCL)	NO	789	259,433
8713100000	INVALID CARRIAGES, NOT MECHANICALLY PROPELLED	NO	1,581	728,025
8713900000	INVALID CARRIAGES, NESOI	NO	236	493,929
8714110000	SADDLES AND SEATS OF MOTORCYCLES	KG	2,003	59,547
8714190000	PARTS, NESOI, OF MOTORCYCLES	KG	281,748	13,693,712
8714200000	PARTS AND ACCESSORIES OF INVALID CARRIAGES	KG	605	27,614
8714910000	FRAMES AND FORKS, AND PRTS OF HEAD 8711 TO 8713	KG	1,841	54,303
8714920000	WHEEL RIMS AND SPOKES,NESOI,OF VEH,HED,8711,8713	KG	35,459	371,015

TABLE - 1 SHIPMENTS OF MERCHANDISE FROM THE UNITED STATES TO PUERTO RICO, BY COMMODITY:
FISCAL YEAR 2003

COMM CODE	DESCRIPTION	UNIT	QUANTITY	VALUE - $
8714930000	HUBS,OTHER THAN COSTER BRAKN HUBS,HB BRKS,SPK,WHLS	KG	17,714	213,409
8714940000	BRAKES, INCL COASTER BRKNG HUBS,HUB BRKS,PRTS,NES	KG	4,914	115,398
8714960000	PEDALS AND CRANK-GEAR, PARTS,NESOI,OF 8711,8713	KG	50	7,916
8714990000	PARTS AND ACESSORIES NESOI OF VEH,OF 8711,8713	KG	30,465	579,054
8715000020	BABY CARRIAGES (INCLUDING STROLLERS)	NO	5,009	285,742
8715000040	PARTS OF BABY CARRIAGES	KG	82	3,927
8716100030	TRAILERS AND SEMI-TRAILERS FOR HOUSING LES 10.6M	NO	295	2,964,905
8716100075	TRAILERS AND SEMI-TRAILERS FOR HOUSING 10.6M, MORE	NO	47	529,123
8716200000	SELF-LOADING OR SELF-UNLOADING TRAILERS,SEMI-TRAIL	NO	12	129,368
8716310000	TANKER TRAILERS AND TANKER SEMI-TRAILERS, NESOI	NO	13	434,456
8716390010	TRAILERS AND SEMI-TRAILERS,NESOI,FOR AGRICULTURAL	NO	18	197,450
8716390020	TRAILERS AND SEMI-TR, NESOI, FOR VEH OF HEAD 8709	NO	17	346,081
8716390030	TRAILERS AND SEMI-TR, NESOI, FOR VEH OF HD 8703	NO	78	540,584
8716390040	TRAILERS AND SEMI-TRAILERS, NESOI, VAN TYPE, NESOI	NO	3	29,500
8716390050	TRAILERS AND SEMI-TRAILERS, NESOI, PLATFORM TYPE	NO	21	258,106
8716390090	TRAILERS AND SEMI-TRAILERS, NESOI, TRANPRT GOODS	NO	10	197,482
8716400000	TRAILERS AND SEMI-TRAILERS, NESOI	NO	124	1,466,712
8716805010	INDUSTRIAL HAND TRUCKS	NO	1,183	153,580
8716805070	VEHICLES NOT MECHANICALLY PROPELLED, NESOI	NO	16,807	2,022,079
8716900000	PARTS,NESOI,OF TRAILERS,SEMI-TRAILERS;VEH NESOI	KG	57,165	387,286
	AIRCRAFT,SPACECRAFT,AND PARTS THEREOF.....	TOTAL		36,989,835
8801100030	HANG GLIDERS	NO	2	11,902
8801900000	BALLOONS, DIRIGIBLES & OTHER NON-POWERED AIRCRAFT	X		40,403
8802200060	NEW AIRCRAFT,OTHER NON-MILITARY,WGT>450 & <=2000KG	NO	1	13,245
8802609040	NON-MLTRY SPCECRFT & LAUNCH VEH (EXC COMM SATELIT)	NO	1	200,000
8803100010	PRPELLRS & ROTORS & PRTS THEREOF FOR CIVIL AIRCRFT	KG	13,917	2,559,607
8803100050	PROPLLRS & ROTORS & PRTS THEREOF FOR MLTARY AIRCFT	KG	10,523	219,542
8803200010	UNDERCARRIAGES & PARTS FOR USE IN CIVIL AIRCRAFT	KG	10,019	636,034
8803200050	UNDERCARRIAGES & PARTS THEREOF FOR MILITRY AIRCRFT	KG	796	194,607
8803300010	OTHER PARTS,NESOI,OF CIVIL AIRPLANES/HELICOPTERS	KG	52,584	24,679,409
8803300050	OTHER PARTS,NESOI,OF MILITARY AIRPLANES/HELICOPTRS	KG	35,719	7,095,687
8803903000	PARTS OF COMMUNICATIONS SATELLITES	KG	4,451	134,071
8803909010	OTH PRTS,NESOI,FOR CIVIL AIRCRFT,&NON-POWRD AIRCFT	KG	9,684	818,405
8803909050	OTHER PARTS,NESOI,FOR OTHR MILTARY AIR & SPACCRFT	KG	542	81,716
8804000000	PARACHUTES(ALSO DIRGIBLE CHUTES)&ROTOCHUTES & PRTS	KG	3,398	22,619
8805100000	AIRCRAFT LAUNCHING GEAR,DECK-ARRESTOR,ETC. & PARTS	KG	1,823	129,741
8805210000	AIR COMBAT SIMULATORS AND PARTS THEREOF	NO	239	24,000
8805290000	GROUND FLYING TRAINERS AND PARTS THEREOF, NESOI	KG	5,389	128,847
	SHIPS,BOATS AND FLOATING STRUCTURES.....	TOTAL		17,375,134
8901100000	CRUISE SHIPS,EXCURSION BOATS AND SIMILAR VESSELS	NO	3	43,220
8901900000	VESSELS,NESOI,FOR TRANSPORT OF GOODS AND VESSELS	NO	82	88,632
8903100000	INFLATABLE YATCHTS,VESSELS, FOR PLES,SPORTS	NO	7	80,756
8903910025	SAILBOATS, WITH AUXI,MOTR,NT EX 9.2M, LENGTH	NO	13	96,500
8903910035	SAILBOATS, WITH AUX, MOTR, EXC. 9.2M IN LENGTH	NO	3	79,221
8903910045	SAILBOATS, WITH/WITHOUT,AUXIL MOTR NESOI	NO	6	79,000
8903910060	SAILBOATS WITHOUT AUXIL MT NESOI	NO	17	107,601
8903910075	SAILBOATS WITHOUT AUX MOTOR > 6.5M BUT <= 9.2M	NO	1	8,000
8903910085	SAILBOATS WITHOUT AUX MOTOR > 9.2M (30 FEET) NESOI	NO	2	110,000
8903920015	MOTORBOATS INBOARD/OUTDRIVE POWRD,NT EXC,6.5MLENTH	NO	36	644,755
8903920025	MOTORBOATS INBOARD/OUTDRIVE POWRD,EXCEED 6.5M LNTH	NO	51	1,692,994
8903920075	INBOARD POWERED MOTORBOATS,EXCED 8M,LENGTH	NO	7	698,895
8903991000	ROW BOATS AND CANOES,DESIGNED FOR MOTORS OR SAILS	NO	6	44,261
8903992000	OUTBOARD MOTORBOATS	NO	134	405,138
8903999000	YACHTS & OTH VESSELS FOR PLEASURE OR SPORTS, NESOI	NO	409	10,662,422
8905100000	DREDGERS	NO	2	68,961
8907100000	INFLATABLE RAFTS	NO	5,790	118,877
8907900060	TANKS	X		1,977,861
8907900090	FLOATING STRUCTURES NESOI	X		368,040
	OPTICAL,PHOTOGRAPHIC,CINEMATOGRAPHIC,MEASURING CHECKING,PRECISION,MEDICAL OR SURGICAL INSTRUMENTS AND APPARATUS; CLOCKS AND WATCHES; MUSICAL INSTRUMENTS; PARTS AND ACCESSORIES THEREOF.....	TOTAL		1,061,859,853

TABLE - 1 SHIPMENTS OF MERCHANDISE FROM THE UNITED STATES TO PUERTO RICO, BY COMMODITY:
FISCAL YEAR 2003

COMM CODE	DESCRIPTION	UNIT	QUANTITY	VALUE - $
	OPTICAL,PHOTOGRAPHIC,CINEMATOGRAPHIC, MEASURING,CHECKING,PRECISION,MEDICAL OR SURGICAL INSTRUMENTS AND APPARATUS; PARTS AND ACCESSORIES THEREOF.....	TOTAL		1,049,273,061
9001100000	OPTICAL FIBERS, OPTICAL FIBER BUNDLES AND CABLES E	FBM	69,337	839,492
9001200000	SHEETS AND PLATES OF POLARIZING MATERIAL	KG	48,663	150,858
9001300000	CONTACT LENSES	PRS	1,974,926	7,093,644
9001400000	SPECTACLE LENSES OF GLASS, UNMOUNTED	PRS	17,988	235,317
9001500000	SPECTACLE LENSES OF OTHER MATERIALS, UNMOUNTED	PRS	35,637	723,140
9001901000	LENSES, PRISMS, AND MIRRORS, UNMOUNTED, NESOI	X		1,593,465
9001907000	OPTICAL ELEMENTS OF ANY MATERIAL, UNMOUNTED, NESOI	X		2,827,753
9002114000	LENSES AND PARTS FOR PROJECTION	NO	1,809	145,524
9002116000	MOUNTED LENSES FOR CLOSED-CIRCUIT TV CAMERAS	NO	13,707	1,153,680
9002119000	LENSES FOR CAMERAS,PHOTOGRAPHIC ENLARGERS, NESOI	X		503,059
9002190000	OBJECTIVE LENSES AND PARTS, NESOI	X		141,418
9002204000	FILTERS AND PARTS FOR PHOTOGRAPHIC USE	X		157,373
9002208000	FILTERS AND PARTS EXCEPT PHOTOGRAPHIC	X		1,675,791
9002900000	PRISM, MIRRORS, MOUNTED & PARTS & ACCESSORIE, NESO	X		166,619
9003110000	FRAMES AND MOUNTINGS OF PLASTICS	DOZ	1,920	132,921
9003190000	FRAMES AND MOUNTINGS OF OTHER MATERIALS	DOZ	6,568	489,103
9003900000	PARTS FOR FRAMES AND MOUNTINGS, SPECTACLES, ETC	X		1,051,594
9004100000	SUNGLASSES	DOZ	61,391	1,696,384
9004900000	SPECTACLES, ETC, CORRECTIVE, PROTECTIVE, NESOI	DOZ	10,434	283,797
9005100020	PRISM BINOCULARS FOR USE WITH INFRARED LIGHT	NO	41	282,384
9005100040	PRISM BINOCULARS NESOI	NO	287	28,335
9005100080	BINOCULARS, NESOI	NO	842	74,892
9005804020	OPTICAL TELESCOPES FOR USE WITH INFRARED LIGHT	NO	56	35,299
9005804040	OPTICAL TELESCOPES, NESOI	NO	84	41,307
9005806000	ASTRONOMICAL INSTRUMENTS AND MOUNTING, NESOI	NO	165	24,722
9005900000	BINOCULARS, OTHER OPTICAL TELESCOPES PARTS	X		99,814
9006100000	CAMERAS USE IN PREPARING PRINTING PLATES/CYLINDERS	NO	713	113,523
9006200000	CAMERAS USED FOR RECORDING DOCUMENTS ON MICROFILM	NO	18	17,782
9006300000	CAMERAS FOR UNDERWATER, AERIAL SURVEY, MEDICAL ETC	NO	316	811,803
9006400000	INSTANT PRINT CAMERAS	NO	891	57,307
9006510000	CAMERAS W LENS VIEWFINDER, FOR FILM WIDTH <=35 MM	NO	511	261,159
9006520000	PHOTO CAMERAS FOR ROLL FILM OF A WIDTH LESS 35 MM	NO	10,787	187,253
9006530000	PHOTO CAMERAS FOR ROLL FILM OF A WIDTH OF 35 MM	NO	9,309	562,697
9006590000	PHOTOGRAPHIC (OTHER THAN CINEMATOGRAPHIC) CAMERAS,	NO	595	1,114,020
9006610000	PHOTO DISCHARGE LAMP (ELECTRONIC) FLASHLGHT APPRTS	NO	10	12,130
9006620000	FLASHBULBS, FLASHCUBES AND THE LIKE	NO	3,400	15,068
9006690000	PHOTOGRAPHIC FLASHLIGHT APPARATUS& FLASHBULB NESOI	X		222,815
9006910000	PARTS AND ACCESSORIES FOR PHOTOGRAPHIC CAMERAS	X		412,274
9006990000	PTS, PHOTOGRAPHIC FLASHLIGHT EXC OF HEADING 8539,	X		380,187
9007110000	CINEMA CAMERAS FOR FILM < 16MM WIDTH,DOUBLE 8MM FL	NO	41	5,887
9007190040	OTHER CINEMATOGRAPHIC CAMERAS OF 16 MM	NO	75	44,590
9007190080	OTHER CINEMATOGRAPHIC CAMERAS, OVER 16 MM	NO	52	159,578
9007204050	PROJECTORS FOR FILM OF LESS THAN 16MM IN WIDTH	NO	168	142,207
9007208050	PROJECTORS FOR FILM OVER 16 MM IN WIDTH	NO	45	117,303
9007910000	PARTS AND ACCESSORIES FOR CAMERAS	X		1,385,945
9007920000	PARTS AND ACCESSORIES FOR PROJECTORS	X		220,064
9008100000	SLIDE PROJECTORS	NO	78	30,705
9008208000	MICROFILM READERS NOT CAPABLE OF PRODUCING COPIES	NO	10	9,035
9008300000	IMAGE PROJECTORS, OTHER THAN CINEMATOGRAPHIC	NO	2,378	1,117,285
9008400000	PHOTOGRAPHIC EXC CINEMATOGRAPHIC ENLARGERS&REDUCER	NO	21	22,592
9008900000	PTS, OF IMAGE PROJECTOR,ENLARGER&REDUCER EXC CINEM	X		456,041
9009110000	ELECTROSTATIC PHOTOCOPYING IMAGE DIRECTLY ON COPY	NO	13,182	11,769,331
9009120000	ELECTROSTATIC PHOTOCOPYING IMAGE, INDIRECT PROCESS	NO	191	582,989
9009210000	PHOTOCOPYING APPARATUS HAVING AN OPTICAL SYSTEM	NO	47	115,369
9009220000	OTHER PHOTOCOPYING APPARATUS OF THE CONTACT TYPE	NO	3	8,090
9009300000	THERMOCOPYING APPARATUS	NO	10	6,147
9009910000	AUTOMATIC DOC FEEDERS FOR PHOTO/THERMO COPY APPARA	NO	503	434,429
9009920000	PAPER FEEDERS FOR PHOTO&THERMOCOPYING APPARATUS	NO	70	46,518
9009930000	SORTERS FOR PHOTOCOPY & THERMOCOPYING APPARATUS	NO	42	42,822
9009990000	PARTS & ACCESS OF PHOTOCOP/THERMOCOP APPART, NESOI	X		2,845,073
9010100000	APPARATUS & EQUIP, AUTOMATIC DEVELOPING PHOTO FILM	X		16,997,882
9010420000	STEP AND REPEAT ALIGNERS FOR PROJECTION/DRAWING	NO	32	7,726

TABLE - 1 SHIPMENTS OF MERCHANDISE FROM THE UNITED STATES TO PUERTO RICO, BY COMMODITY:
FISCAL YEAR 2003

COMM CODE	DESCRIPTION	UNIT	QUANTITY	VALUE - $
9010490000	APP FOR PROJECT OF CIRCUIT PATTERNS, NESOI	X		918,000
9010501000	CONTACT PRINTERS	NO	4,142	1,232,043
9010502000	DEVELOPING TANKS	NO	1	4,963
9010504000	PHOTO FILM VIEWERS, TITLERS, OPTICAL LENS, NESOI	X		451,371
9010505000	PHOTOGRAPHIC FILM VIEWERS, TITLERS, NESOI	X		32,293
9010506000	APPARATUS AND EQIPMENT FOR PHOTOGRAPHIC LABS NESOI	X		461,103
9010600000	PROJECTION SCREENS	NO	18,829	284,343
9010900000	PTS & ACCESS OF APPRT & EQUIP FOR PHOTO/CINEMA LAB	X		1,226,498
9011100000	STEREOSCOPIC MICROSCOPES	NO	470	364,203
9011200000	MICROSCOPES, FOR MICROPHOTOGRAPHY&CINEMA ETC,NESOI	NO	381	182,976
9011800000	OTHER COMPOUND OPTICAL MICROSCOPES, NESOI	NO	703	1,034,662
9011900000	PTS & ACCESSORIES FOR COMPOUND OPTICAL MICROSCOPES	X		361,002
9012100000	MICROSCOPES, EXC OPTICAL; DIFFRACTION APPARATUS	X		739,816
9012900000	PTS FOR MICROSCOPES, EXC OPTICAL; DIFFRACTION	X		511,309
9013102000	TELESCOPIC SIGHTS FOR RIFLES	NO	849	17,746
9013104000	PERISCOPES, DESIGNED TO FORM PTS OF MACHINES,NESOI	NO	8,254	14,888
9013200000	LASERS, OTHER THAN LASER DIODES	NO	1,574	1,353,704
9013800000	OPTICAL DEVICES, APPLIANCES AND INSTRUMENTS, NESOI	X		1,218,662
9013900000	PTS OF LIQ CRYSTAL DEVICE, LASER&OTH OPTICAL,NESOI	X		668,561
9014101040	OPTICAL DIRECT FIND COMPASSES, FOR CIVIL AIRCRAFT	NO	6	22,222
9014101080	OPTICAL DIRECT FIND COMPASSES, EXC CIVIL AIRCRAFT	NO	11	17,715
9014106040	GYROSCOPIC COMPASSES, EXC ELEC, FOR CIVIL AIRCRAFT	NO	8	22,438
9014107040	GYROSCOPIC COMPASSES, ELEC, USED IN CIVIL AIRCRAFT	NO	3	24,151
9014107080	GYROSCOPIC COMPASSES, ELEC, EXC FOR CIVIL AIRCRAFT	NO	10	30,496
9014109040	DIRECT FIND COMPASSES, USE IN CIVIL AIRCRAFT,NESOI	NO	1	9,385
9014109080	DIRECT FIND COMPASSE, EXC FOR CIVIL AIRCRAFT,NESOI	NO	3	22,800
9014202000	OPTICAL INST&APPLN, AERONAUTICAL/SPACE NAVIGATION	NO	7,086	299,781
9014204000	AUTOMATIC PILOTS FOR AERONAUTICAL/SPACE NAVIGATION	NO	10	38,700
9014206000	ELECTRICAL INST, AERONAUTICAL OR SPACE NAVIGATION	NO	114	486,451
9014208040	INSTRUMENTS & APPLIANCES FOR USE IN CIVIL AIRCRAFT	NO	174	464,771
9014208080	INST & APPLN, AERONAUTICAL/SPACE NAVIGATION, NESOI	NO	298	5,340
9014802000	NAVIGATIONAL SHIP' LOGS & DEPTH-SOUNDING APPARATUS	NO	30	39,007
9014806000	NAVIGATIONAL INSTRUMENTS & APPLIANCES, NESOI	NO	36	99,663
9014900000	PTS, FOR DIRECT FIND COMPASSES, NAVIGATIONAL INST	X		101,278
9015100000	RANGEFINDERS	NO	2	17,988
9015200000	THEODOLITES AND TACHYOMETERS	NO	63	127,297
9015300000	LEVELS (SURVEYING)	NO	129	101,088
9015400000	PHOTOGRAMMETRICAL SURVEYING INSTRUMENTS & APPLNCES	X		177,751
9015802000	OPTL SURVEYING,HYDROGPH,OCEANOGPH, INST&APPL,NESOI	X		103,498
9015806000	SEISMOGRAPHS	NO	27	79,563
9015808040	GEOPHYSICAL INSTRUMENTS AND APPLIANCES, NESOI	X		682,892
9015808080	SURVEYING, HYDROGRAPHIC, ETC. INST & APPLN, NESOI	X		834,609
9015900000	PARTS AND ACCESSORIES FOR SURVEYING	X		562,673
9016000000	BALACES, SENSITIVITY >=5 CG, W OR W/O WGT, & PTS	X		1,766,118
9017100000	DRAFTING TABLE & MACHINES WHETHER OR NOT AUTOMATIC	X		49,968
9017204000	DIS CALCULATORS, & OTH MATH CALCULATING INSTRUMENT	X		181,099
9017205000	PATTERN GENERATING APP DESIGNED TO PRODUCE MASKS	NO	1	2,511
9017208040	HAND-OPERATED INPUT DEVICES, DIGITIZERS	NO	18,822	6,725,953
9017208060	DRAWING, MARKING-OUT/MATH CALCULATING INST, NESOI	X		306,044
9017304000	MICROMETERS AND CALIPERS	NO	802	117,828
9017308000	GAUGES FOR MEASURING LENGTH	X		1,491,491
9017800000	OTHER INSTRUMENTS FOR MEASURING LENGTH, NESOI	X		1,554,282
9017900010	PTS & ACCESS OF ARTICLES OF SCHD B SUBHDG 901710	X		90,032
9017900020	PTS & ACCESS OF ARTICLES OF SCH B SUBHDG 9017.2040	X		21,570
9017900035	PTS & ACCESS OF ARTICLES OF SCH B SUBHDG 9017.2090	X		12,375
9017900050	PTS & ACCESS OF ARTICLES OF SCH B SUBHDG 9017.3080	X		7,205
9017900060	PTS & ACCESS, MEAS LGTH FOR USE IN HAND, NESOI	X		1,658,433
9018110040	ELECTROCARDIOGRAPHS	NO	938	2,253,770
9018110080	PARTS AND ACCESSORIES FOR ELECTROCARDIOGRAPHS	X		48,591,744
9018120000	ULTRASONIC SCANNING APPARATUS	NO	135	2,439,797
9018130000	MAGNETIC RESONANCE IMAGING APPARATUS	X		1,898,627
9018140000	SCINTIGRAPHIC APPARATUS	X		289,304
9018194000	APPARATUS, FUNCTIONAL EXPLORATORY EXAMINATION& PTS	X		6,688,533
9018195500	PATIENT MONITORING SYSTEMS	X		2,933,901
9018197500	PRINTED CIRC ASSEMB, PARAMETER ACQUISTION MODULES	X		1,747,962
9018199530	BASAL METABOLISM AND BLOOD PRESSURE APPARATUS	X		109,105
9018199535	ELECTROENCEPHALOGRAPHS(EEG)& ELECTROMYOGRAPHS(EMG)	NO	24	191,346
9018199550	ELECTRO-DIAGNOSTIC APPARATUS, NESOI	X		3,923,098

TABLE - 1 SHIPMENTS OF MERCHANDISE FROM THE UNITED STATES TO PUERTO RICO, BY COMMODITY:
FISCAL YEAR 2003

COMM CODE	DESCRIPTION	UNIT	QUANTITY	VALUE - $
9018199560	PTS & ACCESSORIES FOR ELECTRO-DIAGNOSTIC APPARATUS	X		21,949,854
9018200000	ULTRAVIOLET OR INFRARED RAY APPARATUS, & PTS & ACC	X		105,689
9018310040	HYPODERMIC SYRINGES, WITH OR WITHOUT THEIR NEEDLES	NO	2,723,781	3,333,154
9018310080	SYRINGES, WITH OR WITHOUT THEIR NEEDLES, NESOI	NO	8,269,076	8,147,028
9018310090	PTS FOR SYRINGS, WITH OR WITHOUT THEIR NEEDLES	X		9,872,563
9018320000	TUBULAR METAL NEEDLES & NEEDLES FOR SUTURES &PARTS	X		10,653,158
9018390030	BOUGIES, CATHETERS, DRAINS & SONDES & PTS & ACCESS	X		17,584,003
9018390050	CANNULAE AND THE LIKE AND PART AND ACCESSORIES	X		42,680,735
9018410000	DENTAL DRILL ENGINES AND PARTS AND ACCESSORIES	X		217,244
9018490000	INST & APPLN FOR DENTAL SCIENCE, & PTS & ACC,NESOI	X		1,772,533
9018500000	OTHER OPHTHALMIC INSTRUMENTS & APPLIANCES & PARTS	X		13,317,646
9018901500	OPTICAL INSTRUMENTS AND APPLIANCES & PARTS, NESOI	X		1,754,708
9018903000	ANESTHETIC INSTRUMENTS AND APPLIANCES AND PARTS	X		1,371,035
9018904000	PERCUSSION HAMMERS,STETHOSCOPES&PTS OF STETHOSCOPE	X		56,822
9018905000	SPHYGMOMANOMETERS, TENSIMETERS ETC, PTS & ACCESS	X		1,172,967
9018906000	ELECTRO-SURGICAL INSTRUMENTS & APPLIANCES & PARTS	X		8,026,439
9018907020	DIALYSIS INSTRUMENTS AND APPARATUS	X		11,070,586
9018907040	ULTRASONIC THERAPEUTIC APPLIANCES AND INSTRUMENTS	X		635,339
9018907060	OTHER THERAPEUTIC APPLIANCES AND INSTRUMENTS,NESOI	X		59,034,535
9018907070	PTS & ACCESSORIES OF DIALYSIS INST & APPARATUS	X		1,510,811
9018907080	ELECTRO-MEDICAL INST & APPLIANCES & PARTS, NESOI	X		8,613,923
9018908000	INST & APPLIANCES FOR MEDICAL,SURGICAL, ETC,NESOI	X		210,421,259
9019102000	MECHANO-THERAPY APPLIANCES & MASSAGE APPARATUS,PTS	X		751,432
9019105000	PSYCHOLOGICAL APTITUDE-TESTING APPARATUS & PARTS	X		201,119
9019200000	OZONE,OXYGEN,ETC THERAPY, RESPIRATION APPARATUS,PT	X		2,468,374
9020004000	UNDERWATER BREATHING DEVICES CARRIED ON PERSON	X		264,685
9020008000	BREATHING APPLN & GAS MASK, & PARTS & ACCESS,NESOI	X		1,378,357
9021100050	BONE PLATES,SCREWS&NAILS,&OTH INTERNAL, FIX DEVICE	X		5,192,862
9021100090	ORTHOPEDIC OR FRACTURE APPLIANCES & PTS, NESOI	X		3,690,044
9021214000	ARTIFICAL TEETH OF PLASTIC & PTS AND ACCESSORIES	X		1,424,332
9021218000	ARTIFICAL TEETH, EXC OF PLASTIC & PTS &ACCESSORIES	X		37,827
9021290000	DENTAL FITTINGS AND PARTS AND ACCESSORIES	X		1,010,577
9021310000	ARTIFICIAL JOINTS AND PARTS AND ACCESSORIES	X		31,533,229
9021390000	OTH ARTIFICAL PTS OF THE BODY & PTS & ACCESSORIES	X		12,239,138
9021400000	HEARING AIDS, EXCLUDING PARTS AND ACCESSORIES	NO	3,468	1,506,822
9021500000	PACEMAKERS FOR STIMULATING HEART MUSCLES, EXC PTS	NO	5,676	8,814,856
9021900000	APPLIANCES WORN,CARRIED,IMPLANTED IN BODY&PT,NESOI	X		165,384,710
9022120000	COMPUTED TOMOGRAPHY APPARATUS	X		3,881,538
9022130000	APPTS BASE ON X-RAY FOR DENTAL, USES, NESOI	X		196,545
9022140000	APPTS BASE ON X-RAY, MEDICAL,SURGICAL,VETNRY,NESOI	X		6,915,010
9022190000	APPARATUS BASE ON X-RAY FOR OTH USE,EX MEDICAL,ETC	X		5,412,075
9022210000	APPTS BASE ON ALPHA,BETA,ETC RADIATION,MEDICAL,ETC	X		640,374
9022294000	APPTS, ALPHA,BETA,ETC RADIATION FOR SMOKE DETECTOR	NO	32,770	318,961
9022298000	APPTS, ALPHA,BETA,ETC RADIATION FOR OTH USE, NESOI	X		95,094
9022300000	X-RAY TUBES	NO	238	1,284,343
9022902000	HIGH TENSION GENERATORS,DESKS,CHAIR,ETC	X		362,072
9022904000	PARTS AND ACCESSORIES OF X-RAY TUBES	X		49,821
9022906000	PTS OF APPARATUS BASED ON THE USE OF X-RAYS	X		6,520,671
9022907000	PARTS & ACCESS OF IONIZATION TYPE SMOKE DETECTORS	X		9,449
9022908000	PARTS,USE ALPHA,BETA/GAMMA RADIATIONS, ETC, NESOI	X		538,538
9023000000	INST, APPTS&MODELS,FOR DEMONSTRATIONAL USE& PARTS	X		1,617,893
9024100000	MACHINES AND APPLIANCES FOR TESTING METALS	X		14,838,124
9024800000	MACHINE&APPLIANCE,TEST HARDNESS,STRENGTH,ETC,NESOI	X		7,281,362
9024900000	PTS, MACHINE & APPLN, TEST HARDNESS/STRENGTH, ETC	X		8,395,605
9025112000	CLINICAL THERMOMETERS LIQUID-FILLED	NO	38,968	28,558
9025114000	THERMOMETERS LIQUID-FILLED, DIRECT READING, NESOI	NO	3,515	106,947
9025194000	PYROMETERS NOT COMBINED WITH OTHER INSTRUMENTS	NO	294	122,583
9025198040	CLINICAL THERMOMETERS, NT COMBIND W OTH INST,NESOI	NO	340,605	85,153
9025198080	THERMOMETERS, NT COMBINED WITH OTH INST, NESOI	NO	31,294	273,706
9025801500	BAROMETERS, NOT COMBINED WITH OTHER INSTRUMENTS	NO	7,688	92,235
9025805050	HYDROMETERS, HYGROMETERS,PSYCHYROMETERS,ETC,NESOI	NO	3,136	1,223,261
9025900000	PTS, HYDROMETERS,THEROMETERS,PYROMETERS, ETC	X		397,786
9026105000	FLOW METER FOR MEAS/CHECKING FLOW/LEVEL OF LIQUIDS	NO	5,141	1,698,102
9026107000	INST & APPRTS, MEAS/CHECK FLOW/LEVEL OF LIQ, NESOI	NO	5,816	1,124,362
9026200000	INST & APPRTS, MEASURING/CHECKING PRESSURE	NO	7,223	2,653,350
9026800000	INST MEASURE/CHECKING VARIABLE OF LIQ/GASES, NESOI	NO	1,682	1,111,411
9026900000	PTS, INST & APPRTS MEASURE/CHECK VARIABLES LIQ/GAS	X		15,427,667
9027100000	GAS OR SMOKE ANALYSIS APPARATUS	X		2,009,834

TABLE - 1 SHIPMENTS OF MERCHANDISE FROM THE UNITED STATES TO PUERTO RICO, BY COMMODITY:
FISCAL YEAR 2003

COMM CODE	DESCRIPTION	UNIT	QUANTITY	VALUE - $
9027202000	GAS CHROMATOGRAPHS	NO	103	1,260,884
9027205030	ELECTRICAL ELECTROPHORESIS INSTRUMENTS	NO	753	396,827
9027206050	LIQUID CHROMATOGRAPHS	NO	480	3,743,982
9027209000	CHROMATOGRAPHS & ELECTROPHORESIS INST, NESOI	NO	669	498,824
9027304040	SPECTROPHOTOMETERS USING OPTICAL RAD NONELECTRICAL	NO	208	1,151,754
9027304080	ELEC SPECTROMETERS & SPECTROGRAPHS ETC., OPT RADTN	NO	219	1,607,594
9027308080	SPECTROMETERS & SPECTROGRAPH,OPT RAD,NONELEC,NESOI	NO	409	591,235
9027400000	EXPOSURE METERS	NO	81	109,321
9027502000	THERMAL ANALYSIS INSTRUMENTS AND APPARATUS	NO	1,550	945,856
9027504050	PHOTOMETERS	NO	170	141,543
9027505000	OTH CHEM ANALYSIS INSTRUMENTS & APPARATUS, NESOI	NO	593	1,694,701
9027509000	INST,PHYSICAL/CHEM ANALYSIS OPT RADIATION,NESOI	NO	2,098	1,241,571
9027801000	NUCLEAR MAGNETIC RESONANCES INST EXC HEADING 9018	NO	32	17,448
9027802000	MASS SPECTROMETERS	NO	114	1,378,431
9027803100	ELECTROCHEMICAL INSTRUMENTS AND APPARATUS,	NO	801	595,966
9027803200	CHEMICAL INSTRUMENTS AND APPARATUS, NESOI	NO	9,679	2,619,067
9027803500	PHYS ANALYSIS INST, EXC OPTICAL RADIATIONS, NESOI	NO	1,011	1,563,702
9027808000	INST, MEASURING/CHECKING VISCOSITY ETC, NESOI	NO	3,412	2,520,918
9027902000	MICROTOMES	NO	272	187,481
9027905430	PTS & ACCESS OF SCHB 9027.30.4040 & 9027.30.4080	X		693,981
9027905440	PTS & ACCESSORIES OF ARTICLES OF SCHB 9027.40.0000	X		326,845
9027908950	PTS & ACCESS OF INST & APPTS FOR PHYSICAL/CHEM ETC	X		9,782,664
9028100000	GAS METERS	NO	11	51,691
9028200000	LIQUID METERS	NO	1,790	441,912
9028300000	ELECTRICITY METERS	NO	13,218	2,681,716
9028900040	PARTS AND ACCESSORIES OF ELECTRICITY METERS	X		1,240,028
9028900080	PTS &ACCESSORIES,GAS,LIQUID OR PRODUCTION METERS	X		89,412
9029100000	REVOLUTION COUNTERS, PRODUCTION COUNTERS, ETC	X		244,488
9029204040	SPEEDOMETERS&TACHOMETERS USED IN CIVIL AIRCRAFT	NO	732	38,886
9029205000	SPEEDOMETERS & TACHOMETERS, EXC FOR CIVIL AIRCRAFT	NO	33	5,899
9029900000	PTS FOR REVOLUTION COUNTERS, ODOMETER, ETC	X		128,531
9030100000	INST FOR MEASURING/DETECTING IONIZING RADIATIONS	NO	218	589,992
9030200000	CATHODE-RAY OSCILLOSCOPES&CATHODE-RAY OSCILLOGRAPH	NO	49	160,711
9030310000	MULTIMETERS	NO	216	182,634
9030390040	APPARATUS TO TEST VOLTAGE OR CURRENT OR RESISTANCE	X		5,291,440
9030390080	INST&APPTS FOR MEASURING/CHECKING POWER, NESOI	X		2,948,908
9030400000	OTH INST, SPECIALLY DESIGNED FOR TELECOMMUNICATION	X		7,175,251
9030820000	INST TO CHECK SEMICONDUCT WAFERS &SUCH THAT RECORD	NO	2,836	8,838,083
9030830000	INST & APP WITH RECORDING DEVICE, NESOI	X		1,195,423
9030890000	INST,MEASURING/CHECKING ELECTRICAL QUANTITIE,NESOI	X		2,833,609
9030904000	PARTS FOR ARTICLES OF SUBHEADING 9030.10	X		1,098,862
9030908010	PARTS AND ACCESS FOR ARTICLE OF SUBHDG 9030.20	X		121,256
9030908030	PTS & ACCESS OF ARTCL OF SCHB SUBHDG 9030.39	X		49,230
9030908040	PARTS & ACCESS OF ARTICLES OF SCHB SUBHDG 9030.40	X		138,880
9030908050	PARTS AND ACCESS OF ARTI OF SUBHDG 9030.82 OR .83	X		1,611,515
9030908060	PTS & ACCESS OF ARTICLES OF SCHB SUBHDG 9030,NESOI	X		2,380,910
9031100000	MACHINES FOR BALANCING MECHANICAL PARTS	X		584,754
9031200000	TEST BENCHES	X		245,408
9031300000	PROFILE PROJECTORS	X		34,148
9031410000	OPTICAL INST FOR INSPECTING SEMICONDUCTOR WAFERS	NO	83	809,527
9031494000	OPTICAL INST FOR COODINATE-MEASURING MACHINES	X		277,516
9031498000	OPTICAL INSTRUMENTS AND APPLIANCES NESOI	X		1,100,793
9031808060	EQUIP, TESTING ELEC CHARACTERISTICS OF ENGINES	X		334,920
9031808070	EQUIP, TESTING EXC ELEC CHARACTERISTICS OF ENGINES	X		336,035
9031808080	MEASURE/CHECK INST,APPLN&MACHINES,NESOI IN CHAP 90	X		2,430,760
9031900000	PTS, OF MACH NESOI IN THIS CHAP,& PROFILE PROJECTR	X		3,578,924
9032100000	THERMOSTATS	NO	176,895	1,218,535
9032200000	MANOSTATS	NO	13,801	87,638
9032810040	HYDRAULIC/PNEUMATIC INDUSTRIAL PROCESS CONTRL INST	NO	10,746	1,820,102
9032810080	HYDRAULIC&PNEUMATIC INST&APPRTS, EXC INDUSTRIAL	NO	3,950	789,437
9032893000	AUTOMATIC VOLTAGE AND VOLTAGE-CURRENT REGULATORS	X		1,940,874
9032896020	CONTROL INST,AIR CONDITIONING,HEATING SYSTEMS ETC	X		949,281
9032896030	PROCESS CONTROL INST&APPRTS FOR COMPLETE SYSTEMS	NO	1	28,000
9032896040	PROCESS CONTROL INST&APPTS FOR TEMPERATURE CONTROL	NO	25,106	9,007,891
9032896050	PROCESS CONTROL INST&APPTS,PRESSURE DRAFT CONTROL	NO	2,298	213,047
9032896060	PROCESS CONTROL INST&APPTS,FLOW&LIQ LEVEL CONTROL	NO	42	123,827
9032896070	PROCESS CONTROL INST&APPTS FOR HUMIDITY CONTROL	NO	33	59,731
9032896075	OTHER PROCESS CONTROL INST & APPARATUS, NESOI	X		606,857

TABLE - 1 SHIPMENTS OF MERCHANDISE FROM THE UNITED STATES TO PUERTO RICO, BY COMMODITY:
FISCAL YEAR 2003

COMM CODE	DESCRIPTION	UNIT	QUANTITY	VALUE - $
9032896085	AUTOMATIC REGULATING/CONTROLLING INST NESOI	X		1,322,535
9032900000	PTS, AUTOM REGULATING/CONTROLLING INST & APPRTS	X		3,947,584
9033000000	PTS, NESOI FOR MACHINES,APPLN,INST/APPTS OF CHAP90	X		28,017,143
	CLOCKS AND WATCHES AND PARTS THEREOF.....	TOTAL		9,760,613
9101110000	WRST WATCH, ELEC OPER,PRECIOUS METAL, MECH DISPLAY	NO	32,113	1,700,020
9101120000	WRIST WATCH,ELEC OPER,PRECIOUS METAL,OPTO-ELEC DSP	NO	45	16,426
9101190000	WRIST WATCH, ELECTRICALLY OPER,PRECIOUS METAL, NES	NO	2,043	306,359
9101210000	WRST WATCH, NT BATTERY, PRECIOUS METAL, AUTOMATIC	NO	19,359	2,768,587
9101290000	WRIST WATCHE, NT BATTERY, PRECIOUS METAL W/O AUTOM	NO	869	40,993
9101910000	OTH WATCH, PRECIOUS METAL, ELEC OPR,EXC WRST WATCH	NO	8,812	231,068
9102110000	WRST WATCH, ELEC OPER,MECHANICAL DISPLY,BASE METAL	NO	13,771	698,198
9102120000	WRIST WATCH,BATTRY POWERED,OPTO-ELEC DISP,BASE MTL	NO	1,516	25,384
9102190000	WRIST WATCHES, ELEC OPR,W OTHER DISPLY, BASE METAL	NO	5,653	153,951
9102210000	WRST WATCH, NT BATTERY, CASE BASE METAL, AUTOMATIC	NO	8,637	714,998
9102290000	WRIST WATCHES, NT BATTERY, BASE METAL, W/O AUTOMAT	NO	180	37,776
9102910000	OTH WATCH, BASE METAL, ELEC OPER,EXCEPT WRST WATCH	NO	11,762	226,417
9102990000	OTH WATCH, BASE METAL, NT ELEC OPR,EXC WRIST WATCH	NO	8,378	435,161
9103100000	CLOCKS W WATCH MOVEMENTS,ELEC OPR, EXC CLK OF 9104	NO	7,978	168,504
9104000000	INST PANEL CLK & CLK SIMLR,FOR VEHICLE,AIRCRFT,ETC	NO	6,406	36,758
9105110000	ALARM CLOCKS, ELECTRICALLY OPERATED	NO	23	16,659
9105210000	WALL CLOCKS, ELECTRICALLY OPERATED	NO	575	51,599
9105290000	WALL CLOCKS, NOT ELECTRICALLY OPERATED	NO	130	21,565
9105910000	OTH CLKS, ELECTRICALLY OPER, EXC ALARM & WALL CLK	NO	6,030	79,113
9105990000	OTH CLKS, NT ELECT OPER, EXC ALARM & WALL CLOCK	NO	2,199	37,355
9106100000	TIME REGISTERS; TIME-RECORDERS	NO	455	194,175
9106200000	PARKING METERS	NO	81	31,187
9106900000	OTH TIME APPRTS,FOR MEAS,RECORD & INDICATE, NESOI	NO	1,925	89,411
9107000000	TIME SWITCHES W CLK/WTCH MOVEMNT/SYNCHRONOUS MOTOR	NO	3,697	799,911
9108110000	WATCH MOVEMNT, COMPL&ASSM, ELEC OPR,MECH DISP ECT	NO	38,532	214,556
9108120000	WATCH MOVEMENTS,ELEC OPR,OPTO-ELECTRONIC DISP ONLY	NO	3,183	17,917
9108200000	WATCH MOVEMNT, COMPL & ASSEM, W AUTOMATIC WINDING	NO	20,680	62,028
9108900010	WATCH MOVEMNT, COMPL & ASSEM, MEAS 33.8 MM OR LESS	NO	7,001	21,000
9108900090	WATCH MOVT, COMPL & ASS, MEAS OVER 33.8 MM	NO	7,335	22,000
9109110000	CLK MOVEMENTS OF ALARM CLK, COMPL&ASSEM,ELECT OPER	NO	1,136	11,564
9109190000	CLK MOVEMNTS, COMPL & ASSEM, ELEC OPER, EXC ALARM	NO	1,643	18,838
9109900000	CLK MOVEMNTS, COMPL & ASSEM, EXC ELEC OPER, NESOI	NO	41,328	102,960
9110900000	COMPL CLK MOVEMNT, UNASSEMBLE/PTLY ASSEM,ROUGH ETC	X		35,179
9111800000	WATCH CASES, NESOI	NO	736	9,240
9112204000	CLOCK CASES OF METAL	NO	10	2,825
9112900000	PARTS FOR CLOCK CASES, NESOI	X		17,864
9113100000	WATCH BANDS ETC,OF PRCS METAL/METAL CLAD W PRCS MT	X		3,358
9113200000	WATCH BANDS, ETC, OF BASE METAL WHETHER/NT GLD/SLV	X		4,370
9113900000	PARTS FOR WATCH STRAPS, BANDS, AND BRACELETS,NESOI	X		60,844
9114100000	SPRINGS INCLUDING HAIR-SPRINGS FOR CLOCKS OR WATCH	NO	101,042	16,722
9114200000	CLOCK OR WATCH JEWELS	NO	740	108,647
9114300000	CLOCK OR WATCH DIALS	NO	93	14,237
9114400000	CLOCK OR WATCH PLATES AND BRIDGES	X		3,922
9114900000	PARTS FOR CLOCKS OR WATCHES, NESOI	X		130,967
	MUSICAL INSTRUMENTS; PARTS AND ACCESSORIES OF SUCH ARTICLES.....	TOTAL		2,826,179
9201100000	UPRIGHT PIANOS	NO	20	32,944
9201900000	PIANOS, NESOI	NO	239	149,854
9202100000	STRING MUSICAL INSTRUMENTS PLAYED WITH A BOW	NO	46	18,000
9202903000	GUITARS	NO	102	46,721
9202906000	STRING MUSICAL INSTRUMENTS, NESOI	NO	171	50,641
9203000000	KEYBRD, PIPE ORGANS, ETC, WITH FREE METAL REEDS	NO	3	24,659
9204100000	ACCORDINGS AND SIMILAR INSTRUMENTS	NO	444	107,562
9205100000	BRASS-WIND INSTRUMENTS	NO	8,690	160,059
9205901000	WOODWIND INSTRUMENTS, NESOI	NO	4	19,245
9205906000	WIND INSTRUMENTS, NESOI	NO	1,197	43,859
9206000000	PERCUSSION MUSICAL INSTRUMENTS	NO	532	139,245
9207100020	MUSIC SYNTHESIZERS, OTHER THAN ACCORDIONS	NO	8,724	132,573
9207100080	KEYBOARD INSTRUMENTS, OTHER THAN ACCORDIANS, NESOI	NO	133	197,765
9207900040	FRETTED STRINGED INSTRUMENTS	NO	29	14,604

TABLE - 1 SHIPMENTS OF MERCHANDISE FROM THE UNITED STATES TO PUERTO RICO, BY COMMODITY:
FISCAL YEAR 2003

COMM CODE	DESCRIPTION	UNIT	QUANTITY	VALUE - $
9207900080	MUSICAL INSTRUMENTS, ELECTRICALLY AMPLIFIED, NESOI	NO	2,636	301,108
9208100000	MUSIC BOXES	NO	673	63,285
9208900040	MUSICAL INST, NOT IN ANY OTHER HEADING OF CHAP. 92	NO	3,171	206,490
9208900080	MOUTH-BLOWN SOUND SIGNALLING INSTRUMENTS, NESOI	NO	3,527	58,676
9209100000	METRONOMES, TUNING FORKS AND PITCH PIPES	X		9,274
9209200000	MECHANISMS FOR MUSIC BOXES	NO	2	16,300
9209300000	PARTS AND ACCESSORIES FOR STRING MUSICAL INSTRMNTS	NO	5,549	71,861
9209920000	PTS & ACCESSORIES FOR MUSICAL INST OF HEADING 9202	X		79,950
9209940000	PTS & ACCESSORIES FOR MUSICAL INST OF HEADING 9207	X		130,848
9209990000	PTS & ACCESSORIES FOR EX. CARDS, DISCS, ETC, NESOI	X		750,656
	ARMS AND AMMUNITION;PARTS AND ACCESSORIES THEREOF.....	TOTAL		2,616,296
	ARMS AND AMMUNITION;PARTS AND ACCESSORIES THEREOF.....	TOTAL		2,616,296
9301110000	SELF PROPELLED ARTILLERY WEAPONS (MILITARY)	NO	72	3,420
9301190000	ARTILLERY WEAPONS (NT SELF-PROPELLED), MILITARY	NO	1	5,189
9301909090	MILITARY WEAPONS, EXC ARMS OF HEADING 9307, NESOI	NO	16	10,732
9302000000	REVOLVERS & PISTOLS, EXC OF HEADING 9303 OR 9304	NO	517	189,388
9303200010	SHOTGUNS FOR SPORTING, HUNTING OR TARGET-SHOOTING	NO	73	27,142
9303308020	CENTERFIRE SPORTING, HUNT/TRG SHOOTING RIFLE,NESOI	NO	103	15,000
9303904000	PISTOLS & REVOLVERS FIRE BLANK CARTRIDGE OR AMMUNT	NO	130	6,770
9303908000	FIREARMS & SIMILAR DEVICES, NESOI	NO	268	54,689
9304000000	OTH ARMS, SPRING, AIR/GAS & PISTOL ETC,EXC OF 9301	NO	16,293	438,778
9305100000	PTS & ACCESSORIES, REVOLVERS/PISTOLS, OF 9301-9304	X		4,725
9305210000	SHOTGUN BARRELS OF HEADING 9303	NO	1	9,455
9305996600	PTS & ACCESS, OF ART. OF HEADINGS 9301-9304,NESOI	X		27,864
9306100000	CARTRIDGES FOR RIVETING OR SIMILAR TOOLS & PARTS	THS	25,622	157,936
9306210000	SHOTGUN CARTRIDGES AND PARTS THEREOF	THS	2,108	302,786
9306290000	AIR GUN PELLETS, NESOI	X		63,099
9306304020	CARTRIDGES FOR RIFLE OR PISTOLS, NESOI	THS	6,406	712,445
9306304030	CARTRIDGES CONTAINING A PROJECTILE, NESOI	THS	835	62,700
9306304050	EMPTY CARTRIDGE SHELLS, NESOI	THS	19	9,992
9306304060	CARTRIDGES WITH OTHER THAN PROJECTILE, NESOI	THS	425	267,596
9306308000	PARTS OF CARTRIDGES, NESOI	X		188,291
9306900060	PARTS FOR GUIDED MISSILES	X		50,000
9307000000	SWORDS, CUTLASSES, BAYONETS, & SIML ARMS & PARTS	X		8,299
	MISCELLANEOUS MANUFACTURED ARTICLES.....	TOTAL		371,202,947
	FURNITURE;BEDDING,MATTRESSES,MATTRESS SUPPORTS,CUSHIONS AND SIMILAR STUFFED FURNISHINGS;LAMPS AND LIGHTING FITTINGS, NOT ELSEWHERE SPECIFIED OR INCLUDED; ILLUMINATED SIGNS, ILLUMINATED NAME-PLATES AND THE LIKE,PREFABRICATED BUILDINGS.....	TOTAL		164,542,877
9401100000	SEATS OF A KIND USED FOR AIRCRAFT	NO	471	32,047
9401200000	SEATS OF A KIND USED FOR MOTOR VEHICLES	NO	677	43,302
9401304000	SWIVEL SEATS W/ HEIGHT ADJUSTMENT W/ WOODEN FRAME	NO	88,091	3,460,446
9401308000	SWIVEL SEATS WITH VARIABLE HEIGHT ADJUSTMENT, NESO	NO	23,466	1,201,631
9401400000	SEATS EXC GARDEN SEATS/CAMPING EQUIP, CONVT TO BED	NO	605	116,118
9401500000	SEATS OF CANE, OSIER, BAMBOO OR SIMILAR MATERIALS	NO	1,816	73,534
9401613000	UPHOLSTERED CHAIRS WITH WOODEN FRAMES	NO	88,063	2,474,507
9401616000	SEATS WITH WOODEN FRAMES, UPHOLSTERED, NESOI	NO	48,173	3,250,385
9401692000	BENT-WOOD SEATS, EXC UPHOLSTERED WITH WOOD FRAMES	NO	18,356	38,290
9401693000	CHAIRS, EXCEPT UPHOLSTERED WITH WOODEN FRAMES	NO	170,517	1,108,638
9401698000	OTHER SEATS, WITH WOODEN FRAMES, NESOI	NO	843	87,132
9401710000	SEATS WITH METAL FRAMES, UPHOLSTERED	NO	38,668	1,250,712
9401790000	SEATS WITH METAL FRAMES, EXCEPT UPHOLSTERED	NO	27,868	659,475
9401800000	SEATS OTHER THAN OF METAL OR WOODEN FRAMES, NESOI	NO	180,150	257,668
9401901010	SEAT PARTS OF LEATHER,CUT TO SHAPE,FOR MOTOR VEHIC	X		30,732
9401901080	SEAT PARTS OF A KIND USED FOR MOTOR VEHICLES,NESOI	X		34,070
9401906000	PARTS OF SEATS, NESOI	X		1,519,209
9402100000	DENTISTS', BARBERS OR SIMILAR CHAIRS AND PARTS	X		447,961

TABLE - 1 SHIPMENTS OF MERCHANDISE FROM THE UNITED STATES TO PUERTO RICO, BY COMMODITY:
FISCAL YEAR 2003

COMM CODE	DESCRIPTION	UNIT	QUANTITY	VALUE - $
9402900010	HOSPITAL FURNITURE	X		4,619,045
9402900020	MEDICAL SURGICAL DENTAL/VETERNARY FURNITURE, NESOI	X		2,466,087
9403100020	METAL FILING CABINETS OF A KIND USED IN OFFICES	X		2,057,645
9403100040	METAL FURNITURE OF A KIND USED IN OFFICE, NESOI	X		7,494,273
9403200010	METAL FURNITURE OF A KIND USED IN HOUSEHOLD	X		952,982
9403200020	METAL FURNITURE COUNTERS, LOCKERS ETC, EXC OFFICE	X		12,335,347
9403200030	METAL FURNITURE AND PARTS, NESOI	X		5,497,830
9403300000	WOODEN FURNITURE OF A KIND USED IN OFFICES	X		3,803,581
9403409060	WOODEN CABINET, FOR USE IN THE KITCHEN	X		3,437,146
9403409500	WOODEN FURNITURE USED IN KITCHEN, EXC CABINET	X		507,594
9403500000	WOODEN FURNITURE OF A KIND USED IN THE BEDROOM	X		4,298,811
9403600000	WOODEN FURNITURE, NESOI	X		29,718,290
9403700000	FURNITURE OF PLASTICS	X		1,813,432
9403800000	FURNITURE OF CANE, BAMBOO OR SIMLR MATERIAL, NESOI	X		22,373,666
9403901000	PARTS OF FURNITURE USE FOR MOTOR VEHICLES	X		50,504
9403905500	PTS, OF FURNITURE RUB/PLASTIC FOR MOTOR VEHICLES	X		141,984
9403907000	FURNITURE PARTS OF WOOD	X		1,420,247
9403909000	PARTS OF FURNITURE NESOI	X		7,377,168
9404100000	MATTRESS SUPPORTS	NO	13,160	1,241,688
9404210000	MATTRESS OF CELLULAR RUBBER OR PLASTICS	NO	225	19,259
9404290000	MATTRESSES OF OTHER THAN CELLULAR RUB/PLASTICS	NO	39,085	3,176,006
9404300000	SLEEPING BAGS	NO	3,998	91,672
9404904000	PILLOWS, CUSHIONS, AND SIMILAR FURNISHING	X		1,014,652
9404907000	MATTRESS SUPPORTS COTTON NOT HAVING EMBROIDERY ETC	X		423,918
9405101000	CHANDELIERS & OTH ELEC CEILING/WALL LGHT,HOUSEHOLD	NO	192,766	6,893,338
9405103000	CHANDELIERS, ELEC CEILING/WALL LGHT, EXC HOUSEHOLD	NO	54,843	2,365,619
9405201000	ELEC TABLE, DESK, BEDSIDE/FLOOR LAMP FOR HOUSEHOLD	NO	2,773	237,540
9405203000	ELEC TABLE, DESK, BEDSIDE/FLOOR LAMP EXC HOUSEHOLD	NO	10,122	334,292
9405300000	LIGHTING SETS OF A KIND USED FOR CHRISTMAS TREES	NO	17,646	239,717
9405400000	ELECTRIC LAMPS AND LIGHTING FITTINGS, NESOI	NO	223,656	7,136,362
9405500000	NON-ELECTRICAL LAMPS AND LIGHTING FITTINGS	NO	49,628	892,293
9405600000	ILLUMINATED SIGNS, ILLUMINATED NAMEPLATES AND THE	NO	11,965	1,341,655
9405910000	PARTS OF GLASS FOR LAMPS AND LIGHTING FITTINGS	X		392,924
9405920000	LAMPS PARTS OF PLASTICS	X		143,012
9405990000	PARTS FOR LAMPS AND LIGHTING FITTINGS, NESOI	X		5,105,768
9406004000	PREFABRICATED BUILDINGS OF WOOD	NO	5,302	175,497
9406008025	PREFABRICATED BUILDINGS OF METAL	NO	3,396	3,333,018
9406008050	PREFABRICATED ANIMAL SHEDS OF PLASTIC	NO	1,414	83,244
9406008090	PREFABRICATED BUILDINGS, NESOI	NO	13,765	3,449,914
	TOYS,GAMES AND SPORTS EQUIPMENT; PARTS AND ACCESSORIES THEREOF.....	TOTAL		145,314,686
9501005000	WHEELED TOYS TO BE RIDDEN BY CHILDREN & PARTS	X		12,464,397
9501006000	DOLLS' CARRIAGES, DOLLS' STROLLERS AND PARTS	X		5,957
9502100000	DOLLS, WHETHER OR NOT DRESSED	NO	418,687	3,751,648
9502910000	DOLL GARMENTS AND ACCESSORIES THEREOF, FOOTWEAR	X		65,870
9502990000	PTS FOR DOLLS REPRESENTING ONLY HUMAN BEINGS,NESOI	X		94,603
9503100000	ELECTRIC TRAINS, INCL TRACKS, & OTH ACCESS & PARTS	X		34,350
9503200000	REDUCED-SIZE (SCALE) MODEL ASSEMBLY KITS	X		207,730
9503300000	CONSTRUCTION SETS & CONSTRUCTIONAL TOY & PTS,NESOI	X		773,018
9503410000	STUFFED TOYS (ANIMALS / NON-HUMAN); PRTS NESOI	X		294,073
9503490000	TOYS ANMLS OR NON HMN CRTURES NT STFFD AND PRTS	X		1,081,541
9503500000	TOY MUSICAL INSTRUMENTS & APPTS & PTS & ACCESSORIE	X		141,774
9503600000	PARTS AND ACCESSORIES FOR PUZZLES	X		58,579
9503700000	TOYS, PUT UP IN SETS OR OUTFITS & PTS & ACC, NESOI	NO	613,603	4,832,432
9503800000	TOYS / MODELS INCRP AN ELCTRC MTR PRTS / ACCES NES	X		251,080
9503900000	TOYS AND MODELS NESOI AND PARTS NESOI	X		64,092,532
9504100000	VDEO GMS USED WITH A TV RECEIVER PRTS AND ACCES	X		15,712,072
9504200000	ARTICLES, PTS & ACC FOR BILLIARDS INCL POCKET BILR	X		36,767
9504300010	VIDEO GAMES, COIN-OR TOKEN-OPERATED	X		4,532,290
9504300050	GAMES, COIN-OR TOKEN-OPERATED, NESOI	X		382,523
9504300060	PARTS FOR GAMES, COIN-OR TOKEN-OPERATED	X		648,215
9504400000	PLAYING CARDS	PK	531,895	436,201
9504904000	GAMES MACHINES, EXC COIN-OR TOKEN-OPERATED, PTS	X		1,344,027
9504906000	CHESS,CHECKER,PARCHEESI,DART & OTH GAM PLYD ON BRD	X		1,179,391
9504909040	BOWLING BALLS	NO	1,580	23,104
9504909060	BOWLING EQUIPMENT AND PARTS AND ACCESSORIES	X		151,265

TABLE - 1 SHIPMENTS OF MERCHANDISE FROM THE UNITED STATES TO PUERTO RICO, BY COMMODITY:
FISCAL YEAR 2003

COMM CODE	DESCRIPTION	UNIT	QUANTITY	VALUE - $
9504909080	ARTICLES FOR ARCADE, TABLE OR PARLOR GAMES, NESOI	X		1,227,494
9505101000	CHRISTMAS ORNAMENTS OF GLASS	X		15,422
9505102000	CHRISTMAS TREE ORNAMENTS; OTHER THAN GLASS	X		61,634
9505103000	NATIVITY SCENES AND FIGURES THEREOF	X		8,086
9505104010	AFTIFICIAL CHRISTMAS TREES, OF PLASTIC	NO	288	15,782
9505104020	PLASTIC ARTICL FOR CHRISTMAS FESTIVITIES & PTS,NES	X		683,275
9505105010	ARTIFICIAL CHRISTMAS TREES, EXCEPT OF PLASTIC	NO	94,799	344,495
9505105020	ARTICLS FOR CHRISTMAS FESTIV & PTS,EX PLASTIC, NES	X		127,659
9505902000	MAGIC TRICKS AND PRACTICAL JOKE ARTICLES, & PARTS	X		214,969
9505904000	CONFETTI, PAPER SPIRALS OR STREAMERS, ETC & PARTS	X		927,457
9505906000	FESTIVE, OR OTHER ENTERTAINMENT ARTICLES, NESOI	X		1,172,562
9506120000	SNOW-SKI BINDINGS AND PARTS AND ACCESSORIES THEREO	X		7,992
9506190000	OTH SNOW-SKI EQUIPMENT; PTS & ACCESSORIES, NESOI	X		187,548
9506210000	SAILBOARDS AND PARTS AND ACCESSORIES THEREOF	X		26,586
9506290020	WATER SKIS	PRS	1	3,884
9506290040	SURF BOARD & OTH WATER-SPORT EQUIP, PTS ETC, NESOI	X		372,775
9506310000	GOLF CLUBS, COMPLETE	NO	2,032	279,602
9506320000	GOLF BALLS	DOZ	75,323	465,958
9506390060	PARTS OF GOLF CLUBS, NESOI	X		3,000
9506390080	OTHER GOLF EQUIPMENT, PARTS AND ACCESSORIES, NESOI	X		446,447
9506511000	LAWN-TENNIS RACKETS, WHETHER OR NOT STRUNG	NO	72	7,175
9506516000	PARTS AND ACCESSORIES FOR LAWN-TENNIS	X		24,149
9506590000	BADMINTON/SIMLR RACKETS, STRUNG OR NOT, & PT,NESOI	X		18,306,187
9506610000	LAWN-TENNIS BALLS	NO	59,501	41,650
9506628020	BASKETBALLS	NO	501	3,120
9506629000	INFLATABLE BALL, NESOI	X		15,882
9506692000	BASEBALLS AND SOFTBALLS	NO	6,877	26,455
9506695000	BALLS, EXC GOLF BALLS & TABLE-TENNIS BALLS, NESOI	X		35,386
9506702000	ROLLER SKATES AND PARTS AND ACCESSORIES THEREOF	X		33,602
9506707000	ICE SKATES, INCL SKATING BOOTS W SKATE ATTACH & PT	X		14,252
9506910000	GYMANASIUM, OR OTH EXERCISE ARTICLES & EQUIP& PTS	X		3,275,205
9506990500	ARCHERY ARTICLE & EQUIP & PARTS ETC, NESOI	X		3,000
9506991500	BASEBALL ARTICLES & EQUIP, EXC BALLS & PTS ETC.	X		176,774
9506992500	ICE-HOCKEY & FLD-HOCKEY ART & EQUIP,EXC BLS& SKATE	X		25,802
9506993000	LAWN-TENNIS ARTICLES& EQUIP EXC BALLS&RACKETS&PT	X		3,388
9506994700	SNOWSHOES, SLEDS, BOBSLEDS, TOBOGGANS, ETC & PTS	X		24,498
9506997000	ARTICLES & EQUIP FOR GYMNASTICS, NESOI	X		1,423,966
9507100080	FISHING RODS PARTS AND ACCESSORIES	X		4,696
9507200000	FISH-HOOKS, WHETHER OR NOT SNELLED	X		40,515
9507305000	FISHING REELS	NO	15,099	1,323,151
9507308000	FISHING REELS PARTS AND ACCESSORIES	X		39,094
9507900000	LINE-FISHING TACKLE & HUNT/SHOOTING EQUIP & PTS,NE	X		395,635
9508100000	TRAVELING CIRCUSES AND TRAVELING MANAGERIES	X		686,607
9508900000	MERRY-GO-ROUNDS, OTH FAIRGROUND AMUSEMENTS, NESOI	X		196,431
	MISCELLANEOUS MANUFACTURED ARTICLES.....	TOTAL		61,345,384
9601900000	BONE, HORN, CORAL, ETC & OTH ANIMAL CARVING MATERL	X		9,466
9602001040	UNFILLED GELATIN CAPSULES	THS	13,517,716	42,397,994
9602004000	MOLDED OR CARVED ARTICLES OF WAX	X		24,400
9602006000	WORKED VEG/MIN CARVING MAT,MOLDED/CARVED ART,NESOI	X		40,861
9603100000	BROOMS & BRUSHES, OF TWIGS/OTH VEG MAT BOUND	DOZ	13,928	179,462
9603210000	TOOTH BRUSHES	NO	18,339,212	1,678,087
9603290000	SHAVING BRUSHES, HAIRBRUSHES, ETC FOR PERSON	NO	12,247	96,359
9603300000	ARTISTS BRUSHES, & SIMILAR BRUSHES FOR COSEMTICS	NO	64,427	89,684
9603402000	PAINT ROLLERS	NO	305,395	628,135
9603404020	PAINT PADS	NO	46,751	76,636
9603404050	PAINT,DISTEMPR,VARNISH OR SIMILR BRUSHES,EX 960330	NO	68,685	137,147
9603500000	OTHR BRUSHES,AS PARTS OF MACHINES,APPLIANCE,VEHICL	NO	5,379	57,547
9603900000	HAND-OPERATED MECHANICAL FLOOR SWEEPER ETC, NESOI	NO	19,677	241,556
9604000000	HAND SIEVES AND HAND RIDDLES	X		11,441
9605000000	TRAVEL SETS FOR PERSONAL TOILET,ETC	X		731,775
9606100000	PRESS-FASTENERS, SNAP-FASTNERS & PRESS-STUDS& PTS	X		117,069
9606210000	BUTTONS OF PLASTICS, NOT COVERED WITH TEXT MATERLS	GRS	896,453	415,642
9606220000	BUTTONS,OF BASE METAL,NOT COVERD W TEXTILE MAT	GRS	1,355	40,042
9606290000	BUTTONS, NESOI	GRS	344,353	651,989
9606300000	BUTTONS MOLDS & OTHER PARTS OF BUTTONS; BUTTON BLA	X		13,624
9607110000	SLIDE FASTENERS WITH CHAIN SCOOPS OF BASE METAL	NO	950,088	638,410

TABLE - 1 SHIPMENTS OF MERCHANDISE FROM THE UNITED STATES TO PUERTO RICO, BY COMMODITY:
FISCAL YEAR 2003

COMM CODE	DESCRIPTION	UNIT	QUANTITY	VALUE - $
9607190000	SLIDE FASTENERS, NESOI	NO	575,621	312,237
9607200000	PARTS OF SLIDE FASTENERS	X		89,603
9608100000	BALL POINT PENS	GRS	170,639	956,395
9608200000	FELT TIPPED & OTHER POROUS-TIPPED PENS & MARKERS	GRS	25,599	2,686,026
9608310000	INDIA INK DRAWING PENS	NO	2,500	3,550
9608390000	FOUNTAIN PENS,STYLOGRAPH PENS AND OTHER PENS,NESOI	NO	7,258	145,019
9608404000	PROPELLING OR SLIDING PENCILS,W MECHANICAL ACTION	GRS	10,431	41,037
9608408000	PROPELLING OR SLIDING PENCILS,NESOI	GRS	1,386	74,685
9608500000	SETS OF ART FRM TWO OR MORE SUBHD 9608.10--9608.40	NO	776	2,992
9608600000	REFILS FOR BALL PT PENS,COMRISING BALL PT & INK RS	NO	31,409	71,558
9608910000	PEN NIBS AND NIB POINTS	GRS	1	8,700
9608990000	PARTS OF PENS, ETC, NESOI	X		307,511
9609100000	PENCILS & CRAYONS,WITH LEADS IN A RIGID SHEATH	GRS	242,724	248,254
9609200000	PENCIL LEADS, BLACK OR COLORED	GRS	224,391	122,764
9609900000	PENCILS AND CRAYONS, ETC, NESOI	GRS	87,119	580,901
9610000000	SLATES & BOARDS,WITH WRITING OR DRAWING SURFACES	X		198,220
9611000000	DATE SEALING OR NUMBERING STAMPS,ETC FOR HAND OPER	X		50,492
9612101000	RIBBONS <30MM IN PLST/MTL CRTRDGES FOR TYPEWRITERS	DOZ	34,040	1,065,447
9612109000	TYPEWRITER OR SIMILAR RIBBONS, NESOI	DOZ	47,200	1,203,931
9612200000	INK PADS	X		90,593
9613100000	POCKET LIGHTERS,GAS FUELED,NON-REFILLABLE	NO	141,620	131,424
9613200000	POCKET LIGHTERS,GAS FUELED,REFILLABLE	NO	375	15,000
9613801090	LIGHTERS, NESOI	NO	53,350	252,903
9613900000	PARTS OF LIGHTERS	X		5,690
9614202000	PIPES AND PIPE BOWLS, NESOI	NO	156,577	1,568,953
9614904000	SMOKING PIPE, CIGAR/CIGARETTE HLDRS OF METAL,NESOI	X		10,699
9614908000	SMOKING PIPES, CIGAR OR CIGARETTE HOLDERS, NESOI	X		16,545
9615110000	COMBS, HAIR-SLIDES & ETC OF HARD RUBBER/PLASTICS	X		107,448
9615190000	COMBS, HAIR-SLIDES AND THE LIKE, NESOI	X		631,461
9615902000	NONTHERMIC,NONORNAMENTAL DEVICES FOR CURLING HAIR	X		6,893
9615907000	CURLING PINS, CURLING GRIPS ETC,& THE LIKE & PARTS	X		306,820
9616100000	SCENT SPRAYERS,ETC,& MOUNTS & HEADS THEREFORE	X		655,622
9616200000	POWDER PUFFS & PADS TO APPLY COSMETICS,TOILET PREP	KG	490,535	651,539
9617006000	PARTS OF VACUUM FLASKS ETC,EXCEPT GLASS INNERS	X		222,069
9618000000	TAILORS' DUMMIES & OTHR MANNEQUINS FOR DISPLAY	X		225,077
	WORK OF ART,COLLECTORS PIECES AND ANTIQUES.....	TOTAL		3,058,506
	WORK OF ART,COLLECTORS PIECES AND ANTIQUES.....	TOTAL		3,058,506
9701100000	PAINTINGS, DRAWING AND PASTELS EXC OF HEADING 4906	X		935,381
9701900000	PAINTINGS, DRAWING AND PASTELS, NESOI	X		412,497
9702000000	ORIGINAL ENGRAVINGS, PRINTS & LITHOGRAPHS	X		152,351
9703000000	ORIGINAL SCULPTURES AND STATUARY, IN ANY MATERIAL	X		208,128
9704000000	POSTAGE OR REVENUE STAMPS, FIRSTDAY COVERS	X		100,123
9705000060	NUMISMATIC (COLLECTORS') COINS EXCEPT GOLD	X		10,050
9705000090	COLLECTIONS & COLLECTORS' PCS,ZOOLOGICAL ETC,NESOI	X		991,072
9706000000	ANTIQUES OF AN AGE EXCEEDING ONE HUNDRED YEARS	X		248,904
	SPECIAL CLASSIFICATION PROVISIONS.....	TOTAL		635,867,192
	SPECIAL CLASSIFICATION PROVISIONS.....	TOTAL		635,867,192
9801100000	VALUE OF REPAIR/ALTER ARTICLES PREVIOUS IMPORTED	X		6,563,170
9802100000	COMMINGLED FOOD PRODUCTS, DONATED, RELIEF/CHARITY	X		76,987
9802200000	MEDICINAL & PHARMACEUTICAL PRODUCTS, DONATED	X		89,377,498
9802300000	ALL WEARING APPAREL, DONATED FOR RELIEF/CHARITY	X		7,137,396
9802400000	ARTICLES DONATED FOR RELIEF OR CHARITY, NESOI	X		78,913
9803100000	MILITARY WEARING APPAREL OF ALL TYPES & MATERIALS	X		1,466,439
9803200000	MILITARY EQUIPMENTS NOT IDENTIFIED BY KIND	X		355,452
9809005000	SHIPMENTS UNDER $20,001, NOT IDENTIFIED BY KIND	X		650,438
9880004000	LOW VALUE ESTIMATE, EXCLUDING CANADA	X		530,160,899

TABLE - 2 IMPORTS INTO PUERTO RICO FROM FOREIGN COUNTRIES, BY COMMODITY AND COUNTRY OF ORIGIN
FISCAL YEAR 2003

COMM CODE	DESCRIPTION AND COUNTRY	UNIT	QUANTITY	VALUE - $
		TOTAL		16,374,642,578
	LIVE ANIMALS;ANIMAL PRODUCTS	TOTAL		132,394,023
	LIVE ANIMALS	TOTAL	41,280	91,453
0101100020	HORSES AND ASSES, PUREBRED BREEDING, FEMALE	NO	2	8,000
	COLOMBIA		2	8,000
0101901090	HORSES, LIVE, NESOI	NO	23	43,000
	DOMINICAN REPUBLIC		2	4,000
	PANAMA		15	30,000
	VENEZUELA		6	9,000
0105190000	DUCKS, GEESE AND GUINEAS, LIVE, NOV 185G EACH	NO	41,120	36,900
	CANADA		41,120	36,900
0106390000	BIRDS, LIVE, NESOI	NO	135	3,553
	CANADA		135	3,553
	MEAT AND EDIBLE MEAT OFFAL	TOTAL	25,896,075	55,340,061
0201305000	ADDTL NOTE 3 BEEF BONELESS EX PROCESSED FRESH/CHIL	KG	13,726,327	39,327,557
	AUSTRALIA		6,868,295	17,494,135
	COSTA RICA		3,041,587	10,149,351
	NICARAGUA		3,816,445	11,684,071
0202101010	ADDTL NOTE 3 CARCASSES/HALF-CARCASSES OF VEAL FRZN	KG	17,788	86,274
	AUSTRALIA		17,788	86,274
0202205000	ADDTL NOTE 3 BOVINE ANMLS CUTS W/BONE EX PRCSSD FZ	KG	261,086	419,134
	AUSTRALIA		25,748	48,250
	NICARAGUA		235,338	370,884
0202303000	BOVINE ANMLS BNLSS PRCSSD,NESOI,FROZN ADDTL NOTE 3	KG	1,421,514	3,250,977
	COSTA RICA		52,150	149,103
	MEXICO		1,369,364	3,101,874
0202305000	ADDTL NOTE 3 BOVINE ANMLS BNLSS EX PRCSSD FROZEN	KG	1,450,052	3,037,578
	AUSTRALIA		652,929	1,509,632
	COSTA RICA		355,537	637,947
	NEW ZEALAND		120,183	299,919
	NICARAGUA		321,403	590,080
0203129010	HAMS & CUTS THEREOF, BONE IN EX PROCESSD FRSH/CHLD	KG	56,991	69,295
	CANADA		56,991	69,295
0203129020	SHOULDERS & CUTS, SWINE, BONE IN EX PROCESSD FR/CH	KG	322,914	422,623
	CANADA		322,914	422,623
0203192010	SPARE RIBS, SWINE, PROCESSED, FRESH OR CHILLED	KG	13,656	73,643
	DENMARK		13,656	73,643
0203229000	HAMS/SHOULDERS & CUTS, BONE IN EX PROCESSED, FROZN	KG	8,467	15,376
	CANADA		8,467	15,376
0203294000	MEAT OF SWINE, NESOI, EXCEPT PROCESSED, FROZEN	KG	3,642,031	5,209,756
	CANADA		1,049,750	2,039,210
	DENMARK		2,543,030	3,111,740
	GERMANY		24,498	29,065
	IRELAND		24,753	29,741
0204410000	CARCASSES AND HALF-CARCASSES OF SHEEP, FROZEN	KG	72,852	117,849
	AUSTRALIA		72,852	117,849
0204422020	MEAT OF LAMB, CUTS WITH BONE IN, LEGS, FROZEN	KG	1,652	4,063
	AUSTRALIA		1,652	4,063
0204422090	MEAT OF LAMB, CUTS WITH BONE IN, NESOI, FROZEN	KG	2,597	6,829
	AUSTRALIA		2,597	6,829
0204432000	MEAT OF LAMB, BONELESS, FROZEN	KG	1,387	5,078
	AUSTRALIA		1,387	5,078
0204500000	MEAT OF GOATS, FRESH, CHILLED OR FROZEN	KG	253,963	565,366
	AUSTRALIA		253,963	565,366
0206100000	OFFAL OF BOVINE ANIMALS, EDIBLE, FRESH OR CHILLED	KG	4,480	15,375
	COSTA RICA		3,703	12,805
	NICARAGUA		777	2,570
0206290000	OFFAL OF BOVINE ANIMALS, EDIBLE, NESOI, FROZEN	KG	309,014	454,179
	COSTA RICA		190,794	306,851
	NICARAGUA		118,220	147,328
0206490000	OFFAL OF SWINE EXCEPT LIVERS, EDIBLE, FROZEN	KG	11,776	7,268
	CANADA		11,776	7,268
0206800000	OFFAL SHEEP,GOAT,HORSE,ASS,MULE/HINNY EDIBLE FR/CH	KG	680	2,475

TABLE - 2 IMPORTS INTO PUERTO RICO FROM FOREIGN COUNTRIES, BY COMMODITY AND COUNTRY OF ORIGIN
FISCAL YEAR 2003

COMM CODE	DESCRIPTION AND COUNTRY	UNIT	QUANTITY	VALUE - $
	COSTA RICA		680	2,475
0209000000	PIG & POULTRY FAT FRSH CHLD FRZN SALTED DRIED SMKD	KG	342,858	205,237
	CANADA		342,858	205,237
0210110010	HAMS AND CUTS, BONE IN, SALTED/DRIED/SMOKED/BRINE	KG	6,311	56,052
	SPAIN		6,311	56,052
0210110020	SHOULDERS & CUTS, BONE IN, SALTD/DRIED/SMOKD/BRINE	KG	798	4,176
	CANADA		798	4,176
0210190090	MEAT OF SWINE NESOI, SALTED, IN BRINE, DRIED, SMKD	KG	3,918,882	1,794,501
	CANADA		3,910,761	1,666,396
	ITALY		869	12,665
	SPAIN		7,252	115,440
0210200000	MEAT, BOVINE ANIMALS, SALTED, IN BRINE, DRD, SMOKD	KG	47,999	189,400
	URUGUAY		47,999	189,400
	FISH AND CRUSTACEANS, MOLLUSCS AND OTHER AQUATIC INVERTEBRATES	TOTAL	21,998,342	61,176,643
0302120004	ATLANTIC SALMON NOT FARMED FRSH\CHLD EX FILLET/ETC	KG	860	4,941
	CHILE		860	4,941
0302640000	MACKEREL EXCEPT FILLET, LIVER, ROE, FRESH, CHILLED	KG	119,013	226,166
	CHINA (TAIWAN)		119,013	226,166
0302660000	EELS EXCEPT FILLETS, LIVERS & ROES, FRESH, CHILLED	KG	216	6,668
	SPAIN		216	6,668
0302694040	SNAPPER (LUTJANIDAE) EX FILLET/LIVER/ROE FRSH/CHLD	KG	159,738	521,947
	BRAZIL		55,849	150,406
	INDONESIA		80,599	282,125
	PANAMA		2,110	8,546
	THAILAND		21,180	80,870
0302694099	FISH, EXCEPT FILLET/LIVER/ROE, FRESH/CHILLED,NESOI	KG	941	2,370
	DOMINICAN REPUBLIC		941	2,370
0303410000	ALBACORE/LONGFINNED TUNAS EX FILLET/LVR/ROE FROZEN	KG	8,094,300	16,944,921
	BRAZIL		738,293	1,396,069
	CANADA		20,168	40,336
	CHINA (TAIWAN)		871,813	1,772,710
	NETHERLAND ANTIL. EXC ARUBA		3,064,502	6,487,842
	SAINT VINCENT AND GRENADINES		1,299,506	2,726,600
	TRINIDAD AND TOBAGO		1,679,130	3,628,308
	VANUATU		420,888	893,056
0303420060	YELLOWFIN TUNA EX WHOLE NESOI EX FILLET/LVR/ROE FZ	KG	18,053	88,870
	INDONESIA		18,053	88,870
0303730000	ATLANTIC POLLOCK EXCEPT FILLET, LIVER & ROE FROZEN	KG	217,283	298,321
	NORWAY		217,283	298,321
0303740000	MACKEREL EXCEPT FILLETS, LIVERS AND ROES, FROZEN	KG	1,860,397	3,511,770
	BRAZIL		19,895	35,661
	CHINA (TAIWAN)		1,576,815	2,965,380
	INDIA		223,121	407,761
	INDONESIA		20,835	57,294
	SINGAPORE		19,731	45,674
0303750090	OTHER SHARKS, EX FILLETS, LIVERS AND ROES, FROZEN	KG	2,500	3,125
	INDONESIA		2,500	3,125
0303780000	WHITING & HAKE, EXCEPT FILLETS, LIVER, ROE, FROZEN	KG	190,930	241,070
	ARGENTINA		60,635	100,800
	NORWAY		71,767	87,789
	SPAIN		1,375	5,261
	URUGUAY		57,153	47,220
0303792015	SMELTS, NESOI, EXCLUDING FILLETS/LIVERS/ROES FROZN	KG	554	2,143
	THAILAND		554	2,143
0303792098	FRESH-WATER FISH NESOI EX FILLET/LIVER/ROE, FROZEN	KG	19,949	48,221
	SINGAPORE		19,949	48,221
0303794075	SNAPPER (LUTJANIDAE SPP.) EX FILLET/LIVER/ROE FRZN	KG	650,241	1,957,422
	AUSTRALIA		1,397	5,390
	BRAZIL		268,216	684,407
	INDONESIA		358,192	1,188,639
	SURINAME		10,762	35,688
	THAILAND		11,674	43,298
0303794080	GROUPER, EXCEPT FILLETS/LIVERS/ROES, FROZEN	KG	85,370	267,178
	BRAZIL		2,448	6,918
	CHINA (TAIWAN)		14,969	41,250

TABLE - 2 IMPORTS INTO PUERTO RICO FROM FOREIGN COUNTRIES, BY COMMODITY AND COUNTRY OF ORIGIN
FISCAL YEAR 2003

COMM CODE	DESCRIPTION AND COUNTRY	UNIT	QUANTITY	VALUE - $
	DOMINICAN REPUBLIC		8,404	17,601
	INDIA		11,326	19,320
	INDONESIA		42,332	156,167
	THAILAND		5,891	25,922
0303794097	FISH, FROZEN, NESOI, EXCEPT FILLETS/LIVERS/ROES	KG	829,159	1,467,001
	CHINA (TAIWAN)		754,300	1,319,146
	FIJI		29,163	45,720
	PANAMA		39,808	83,425
	THAILAND		5,888	18,710
0303804095	FISH LIVERS AND ROES, NESOI, FROZEN	KG	4,973	10,157
	INDIA		4,973	10,157
0304104061	TILAPIA FRESH-WATER FILLET & OTH MEAT FRESH/CHILLD	KG	172,475	602,004
	CHINA (TAIWAN)		38,102	131,490
	CHINA,PEOPLE'S REP.(MAINLAND)		134,373	470,514
0304104099	FISH NESOI FILLETS/OTHR MEAT(WHTHR/NT MINCD) FR/CH	KG	20,990	65,513
	COSTA RICA		16,953	50,750
	DOMINICAN REPUBLIC		4,037	14,763
0304202044	ALASKA POLLOCK FILLET SKNND FRZN BLK OV4.5KG PROCD	KG	60,725	150,042
	CHINA,PEOPLE'S REP.(MAINLAND)		60,725	150,042
0304202055	WHITING FILLT SKNND BLK OV4.5KG CUT IN EVEN PCS FZ	KG	27,216	38,400
	ARGENTINA		27,216	38,400
0304202066	FISH NESOI FILLETS SKINNED, BLOCKS OV4.5KG, FROZEN	KG	11,615	64,766
	THAILAND		11,615	64,766
0304203030	ATLANTIC COD FILLETS, NESOI, FROZEN	KG	3,144	35,010
	SPAIN		3,144	35,010
0304203065	ALASKA POLLOCK (THERAGRA CHALCOGRAMMA) FILLETS FRZ	KG	43,766	149,492
	CHINA,PEOPLE'S REP.(MAINLAND)		43,766	149,492
0304205000	HAKE (UROPHYCIS SPP.) FILLETS, NESOI, FROZEN	KG	14,815	66,945
	SPAIN		14,815	66,945
0304206006	SALMONIDAE,ATLANTIC(SALMO SALAR),FILLETS,NESOI,FZN	KG	5,407	43,197
	NORWAY		5,407	43,197
0304206008	SALMONIDAE FILLETS, NESOI, FROZEN	KG	5,310	39,203
	NORWAY		5,310	39,203
0304206091	FROZEN FISH FILLETS, DOLPHIN (MAHI MAHI)	KG	123,642	279,117
	ECUADOR		16,388	42,921
	PERU		107,254	236,196
0304206096	FROZEN FISH FILLETS, NESOI	KG	767,294	2,685,626
	AUSTRALIA		7,711	32,300
	BRAZIL		24,507	58,554
	ECUADOR		20,004	52,479
	INDONESIA		593,147	1,958,978
	THAILAND		121,925	583,315
0304901004	SURIMI, NESOI, IN CONTAINRS OVER 6.8 KG, FROZEN	KG	119,856	153,507
	CHINA,PEOPLE'S REP.(MAINLAND)		119,856	153,507
0304901012	COD MEAT NT MINCED IN BULK/CONTAINRS OV 6.8KG FRZN	KG	833	16,336
	NORWAY		833	16,336
0304909092	OTHER FISH MEAT NESOI, FROZEN	KG	5,127	22,835
	THAILAND		5,127	22,835
0305306030	COD FILLETS, DRIED, SALTED OR IN BRINE	KG	48,089	216,934
	CANADA		2,178	21,087
	CHINA,PEOPLE'S REP.(MAINLAND)		6,873	23,541
	PORTUGAL		15,486	65,982
	SPAIN		23,552	106,324
0305306080	FISH FILLETS NESOI, DRIED, SALTED OR IN BRINE	KG	3,945,637	13,800,973
	CANADA		297,666	1,039,113
	CHINA,PEOPLE'S REP.(MAINLAND)		2,678,363	9,071,674
	ICELAND		969,608	3,690,186
0305410000	PACIFIC, ATLANTIC AND DANUBE SALMON, SMOKED	KG	788	7,957
	NORWAY		788	7,957
0305494020	COD, CUSK, HADDOCK, HAKE AND POLLOCK, SMOKED	KG	24,530	90,072
	CHINA,PEOPLE'S REP.(MAINLAND)		23,940	88,000
	SPAIN		590	2,072
0305510000	COD, DRIED, WHETHER OR NOT SALTED BUT NOT SMOKED	KG	58,537	411,520
	CANADA		52,959	373,932
	CHINA,PEOPLE'S REP.(MAINLAND)		4,536	25,500
	SPAIN		1,042	12,088
0305594000	FISH, DRIED, WHETHER SALTED BUT NOT SMOKED, NESOI	KG	704,112	2,651,377
	CANADA		89,760	457,158

TABLE - 2 IMPORTS INTO PUERTO RICO FROM FOREIGN COUNTRIES, BY COMMODITY AND COUNTRY OF ORIGIN
FISCAL YEAR 2003

COMM CODE	DESCRIPTION AND COUNTRY	UNIT	QUANTITY	VALUE - $
	CHINA,PEOPLE'S REP.(MAINLAND)		262,268	881,435
	ICELAND		352,084	1,312,784
0305620045	COD WHOLE/PROCSD SALTD NT DRD/SMKD MOIST NT OV 43%	KG	145,684	1,143,482
	CANADA		145,684	1,143,482
0305620070	COD SALTD NT DRD/SMKD BRINE NESOI MOISTUR >43%<45%	KG	265,927	1,533,042
	CANADA		265,927	1,533,042
0305636000	ANCHOVIES IN CONTAINRS OV 6.8KG SALTED NOT DRD/SMK	KG	260	2,171
	ITALY		260	2,171
0305691021	HAKE WHOLE/SIMPLY PROCSSD SALTD NT DRD/SMKD; BRINE	KG	12,134	36,481
	CANADA		12,134	36,481
0305691022	POLLOCK WHOLE/SIMPLY PROCSD SALTD NT DRD/SMK BRINE	KG	421,033	1,504,143
	CANADA		323,246	1,179,889
	CHINA,PEOPLE'S REP.(MAINLAND)		97,787	324,254
0305691041	HAKE, SALTED BUT NOT DRIED/SMOKED; IN BRINE, NESOI	KG	12,474	49,542
	CANADA		12,474	49,542
0305691042	POLLOCK SALTED NOT DRIED/SMOKED; IN BRINE, NESOI	KG	29,429	104,664
	CANADA		5,489	16,664
	CHINA,PEOPLE'S REP.(MAINLAND)		23,940	88,000
0305692000	MACKEREL IN CNTR NT OV6.8KG SALTD NT DRD/SMK NESOI	KG	18,870	16,100
	CHILE		18,870	16,100
0306110000	ROCK LOBSTER AND OTHER SEA CRAWFISH, FROZEN	KG	3,505	57,605
	DOMINICAN REPUBLIC		3,505	57,605
0306120070	LOBSTERS, NESOI, FROZEN	KG	538	8,930
	DOMINICAN REPUBLIC		447	6,230
	HAITI		91	2,700
0306130003	SHRIMPS/PRAWNS SHELL-ON COUNT SIZE < 33 PER KG FRZ	KG	95,028	797,025
	ARGENTINA		17,928	145,561
	BANGLADESH		43,034	415,984
	INDIA		8,019	73,090
	SINGAPORE		20,903	118,323
	THAILAND		5,144	44,067
0306130006	SHRIMP/PRAWN SHELL-ON COUNT SIZE 33-45 PER KG FRZN	KG	62,169	541,620
	BANGLADESH		25,068	242,416
	INDIA		34,918	286,850
	SINGAPORE		2,183	12,354
0306130009	SHRIMP/PRAWN SHELL-ON COUNT SIZE 46-55 PER KG FRZN	KG	22,392	182,061
	INDIA		17,248	140,644
	INDONESIA		5,144	41,417
0306130012	SHRIMP/PRAWN SHELL-ON COUNT SIZE 56-66 PER KG FRZN	KG	7,301	58,386
	INDIA		7,301	58,386
0306130015	SHRIMP/PRAWN SHELL-ON COUNT SIZE 67-88 PER KG FRZN	KG	1,497	13,530
	INDONESIA		1,497	13,530
0306130018	SHRIMP/PRAWN SHELL-ON COUNT SIZE 89-110 PER KG FRZ	KG	1,497	11,715
	INDONESIA		1,497	11,715
0306130021	SHRIMP/PRAWN SHELL-ON COUNT SIZE 111-132 PR KG FRZ	KG	5,529	39,618
	INDONESIA		5,529	39,618
0306130024	SHRIMP/PRAWN SHELL-ON COUNT SIZE 133-154 PR KG FRZ	KG	3,760	23,626
	INDONESIA		3,760	23,626
0306130027	SHRIMP/PRAWN SHELL-ON COUNT SIZE MORE THAN 154 FRZ	KG	19,976	41,398
	CHINA,PEOPLE'S REP.(MAINLAND)		19,976	41,398
0306130040	SHRIMPS AND PRAWNS, PEELED, FROZEN	KG	374,435	1,450,965
	CHINA,PEOPLE'S REP.(MAINLAND)		313,294	1,038,866
	INDONESIA		17,826	139,866
	PERU		19,954	30,944
	THAILAND		16,330	166,514
	VIETNAM		7,031	74,775
0306220090	LOBSTERS, FRESH, CHILLED, DRIED, SALTD OR IN BRINE	KG	2,680	38,860
	JAMAICA		2,680	38,860
0306244000	CRABS NESOI FRESH, CHILLED, DRIED, SALTD, IN BRINE	KG	119,638	311,718
	VENEZUELA		119,638	311,718
0307410020	LOLIGO SQUID, LIVE, FRESH OR CHILLED	KG	1,017	7,603
	SPAIN		1,017	7,603
0307490029	LOLIGO SQUID NESOI (EX FZ FILLET) FRZN/DRIED/ETC	KG	23,175	56,476
	CHINA,PEOPLE'S REP.(MAINLAND)		23,175	56,476
0307510000	OCTOPUS, LIVE, FRESH OR CHILLED	KG	109,318	281,999
	PHILIPPINES		97,564	201,749
	SPAIN		8,597	60,971
	THAILAND		3,157	19,279

TABLE - 2 IMPORTS INTO PUERTO RICO FROM FOREIGN COUNTRIES, BY COMMODITY AND COUNTRY OF ORIGIN
FISCAL YEAR 2003

COMM CODE	DESCRIPTION AND COUNTRY	UNIT	QUANTITY	VALUE - $
0307590000	OCTOPUS, FROZEN, DRIED, SALTED OR IN BRINE	KG	1,510,396	4,833,271
	AUSTRALIA		10,923	34,005
	CHINA (TAIWAN)		5,445	19,200
	CHINA,PEOPLE'S REP.(MAINLAND)		17,173	72,210
	INDONESIA		161,569	506,405
	ITALY		7,944	81,282
	PHILIPPINES		1,156,618	3,384,833
	SPAIN		107,651	564,971
	THAILAND		43,073	170,365
0307910030	CONCH, LIVE/FRESH/CHILLED, EDIBLE FLOUR/MEAL/PELTS	KG	201,575	484,317
	DOMINICAN REPUBLIC		201,575	484,317
0307990060	MOLLUSC/AQUATIC INVRTEBRTE NESOI FZ/DRD/SALT/BRINE	KG	108,720	353,178
	INDONESIA		772	2,934
	SPAIN		28,212	130,096
	THAILAND		79,736	220,148
	DAIRY PRODUCE;BIRDS EGGS;NATURAL HONEY EDIBLE PRODUCTS OF ANIMAL ORIGIN, NOT ELSEWHERE SPECIFIED OR INCLUDED	TOTAL		15,620,543
0401100000	MILK AND CREAM, NT CONCNTRD, NT SWEETD, NOV 1% FAT	L	67,898	55,075
	CANADA		67,898	55,075
0401202000	MLK & CRM,NT CNTD,NT SWT,OV 1% NOV 6% FAT,IN QUOTA	L	848,012	676,168
	CANADA		848,012	676,168
0402101000	MILK/CREAM, POWDR/SOLID, NOV 1.5% FAT, US NOTE 7	KG	162,125	260,582
	ESTONIA		20,000	28,400
	NEW ZEALAND		142,125	232,182
0402210500	MLK/CRM, NT SW, PWDR, GRAN/SOLID,<3% FAT, US NTE 7	KG	120,000	178,172
	ESTONIA		120,000	178,172
0402212700	MLK/CRM,CNTD,N/SW,PWDR/SOLID,3%-35% FAT,GEN NTE 15	KG	136,994	58,440
	DOMINICAN REPUBLIC		136,994	58,440
0402215000	MLK/CRM, CNTD, N/SW, PWDR/SOLIDS,3%-35% FAT, NESOI	KG	48,565	178,933
	MEXICO		48,565	178,933
0402219000	MLK/CRM, CNTD, N/SWT, PWDR/SOLIDS, >35% FAT, NESOI	KG	512,732	1,793,616
	MEXICO		512,732	1,793,616
0402295000	MLK/CRM, CNTD, SWTND, PWDR/SOLID, >1.5% FAT, NESOI	KG	62,666	240,409
	MEXICO		62,666	240,409
0402911000	MLK/CREAM,CNTRD,N/SWT,NESOI,AIRTGHT CNTR,US NTE 11	KG	159,822	172,710
	CANADA		31,751	33,423
	NETHERLANDS		128,071	139,287
0402994500	MILK,CONDENSED,SWEETENED,NESOI,AIRTIGHT CONTAINERS	KG	374,913	448,318
	CHILE		264,237	277,066
	NETHERLANDS		110,676	171,252
0403109000	YOGURT,NESOI,W/N SWEETEND/FLAVORD/CNTG FRUIT,NESOI	KG	959,328	1,132,943
	SPAIN		959,328	1,132,943
0405900540	FATS AND OILS DERIVED FROM MILK, SEE NOTE 15,NESOI	KG	16,800	19,659
	NEW ZEALAND		16,800	19,659
0406901600	EDAM/GOUDA CHEESE,SEE ADDITIONAL U.S. NOTE 20	KG	1,690,177	6,764,286
	NETHERLANDS		1,690,177	6,764,286
0406904100	ITALIAN CHEESES MADE FROM COW'S MILK,ADD US NTE 21	KG	362	3,860
	ITALY		362	3,860
0406904600	SWISS/EMMENTHALER CHEESE, SEE ADDTL U.S. NOTE 25	KG	841,820	2,696,742
	DENMARK		315,076	1,097,089
	FINLAND		57,517	219,014
	GERMANY		157,269	514,012
	HUNGARY		220,000	688,000
	IRELAND		38,000	28,384
	NETHERLANDS		13,958	42,243
	SLOVENIA		40,000	108,000
0406905600	CHEESE FROM SHEEPS MILK ORG LOAVES SUITB FR GRATNG	KG	54,319	439,881
	ITALY		459	4,133
	SPAIN		53,860	435,748
0406905700	CHEESE PECORINO IN ORIG LOAVES NT SUITB FOR GRATNG	KG	8,541	93,943
	SPAIN		8,541	93,943
0406905900	CHEESES MADE FROM SHEEP'S MILK, NESOI	KG	3,237	34,622
	SPAIN		3,237	34,622
0406909500	CHEESE MXTRS,NESOI,CNTN COWS MLK,ADDTL U S NOTE 16	KG	4,773	42,573
	SPAIN		4,773	42,573

TABLE - 2 IMPORTS INTO PUERTO RICO FROM FOREIGN COUNTRIES, BY COMMODITY AND COUNTRY OF ORIGIN
FISCAL YEAR 2003

COMM CODE	DESCRIPTION AND COUNTRY	UNIT	QUANTITY	VALUE - $
0406909900	CHEESE AND SUBSTITUES INCLUDING MIXTURES, NESOI	KG	4,038	30,585
	SPAIN		4,038	30,585
0409000025	COMB HONEY AND HONEY PACKAGED FOR RETAIL SALE	KG	712	2,206
	AUSTRIA		712	2,206
0409000064	NATURAL HONEY, NOT PACKAGED FOR RETAIL SALE, NESOI	KG	250,753	296,820
	DOMINICAN REPUBLIC		208,258	183,507
	MEXICO		42,495	113,313
	PRODUCTS OF ANIMAL ORIGIN, NOT ELSEWHERE SPECIFIED OR INCLUDED	TOTAL		165,323
0509000000	NATURAL SPONGES OF ANIMAL ORIGIN	KG	315	3,154
	CHINA (TAIWAN)		315	3,154
0511100010	BOVINE SEMEN, DAIRY	X		25,590
	CANADA			18,222
	ITALY			7,368
0511100090	BOVINE SEMEN, NESOI	X		71,028
	CANADA			71,028
0511993060	PRODUCTS USED AS FOOD, INGR, FOR ANIMALS, NESOI	KG	252,570	65,551
	ECUADOR		252,570	65,551
	VEGETABLES PRODUCTS	TOTAL		101,804,673
	LIVE TREES AND OTHER PLANTS; BULBS, ROOTS AND THE LIKE; CUT FLOWERS AND ORNAMENTAL FOLIAGE	TOTAL		4,244,785
0602100000	UNROOTED CUTTINGS AND SLIPS OF PLANTS, NESOI	NO	420,160	21,124
	COSTA RICA		20,160	13,124
	DOMINICAN REPUBLIC		400,000	8,000
0602902000	0RCHID PLANTS, LIVE	KG	24,704	365,854
	CHINA (TAIWAN)		799	61,553
	CHINA,PEOPLE'S REP.(MAINLAND)		60	13,200
	DOMINICAN REPUBLIC		566	12,018
	NETHERLANDS		813	48,583
	THAILAND		22,466	230,500
0602903090	HERBACEOUS PERENNIALS NESOI SOIL ATTACHED TO ROOTS	NO	8,000	2,823
	NETHERLANDS		8,000	2,823
0602904000	HERBACEOUS PERENNIALS, NESOI	KG	90	6,401
	NETHERLANDS		90	6,401
0602909090	PLANTS, LIVE, WITHOUT SOIL ATTACHED TO ROOTS NESOI	NO	45,722	48,655
	NETHERLANDS		45,722	48,655
0603103000	MINIATURE (SPRAY) CARNATIONS, FRESH	NO	162,820	17,480
	COLOMBIA		162,820	17,480
0603106060	ROSES, NESOI, FRESH	NO	5,248,503	1,401,410
	COLOMBIA		5,186,544	1,382,278
	ECUADOR		61,959	19,132
0603107010	POM POM CHRYSANTHEMUMS, FRESH	NO	361,411	229,349
	COLOMBIA		361,411	229,349
0603107020	CHRYSANTHEMUMS EXCEPT POM POM, FRESH	NO	1,246,378	214,078
	COLOMBIA		1,246,378	214,078
0603107030	STANDARD CARNATIONS, FRESH	NO	1,075,967	104,525
	COLOMBIA		1,075,967	104,525
0603107040	ANTHURIUMS, FRESH	NO	4,425	5,753
	NETHERLANDS		4,425	5,753
0603107060	ORCHIDS EXCEPT DENDROBIUM, FRESH	NO	23,232	11,684
	NETHERLANDS		23,232	11,684
0603108010	ALSTROEMERIA, FRESH	NO	30,212	5,284
	COLOMBIA		30,212	5,284
0603108020	GYPSOPHILA, FRESH	NO	233,289	49,324
	COLOMBIA		233,289	49,324
0603108060	CUT FLOWERS AND FLOWER BUDS NESOI, FRESH	X		194,250
	COLOMBIA			194,250
0604100000	MOSSES, LICHENS FRESH DRIED ETC OTHERWISE PREPARED	X		634,310
	CANADA			596,988
	CHILE			19,458
	MEXICO			17,864
0604910040	FIR EXCEPT DOUGLAS FIR, EVERGREEN XMAS TREES FRESH	NO	28,049	276,900

TABLE - 2 IMPORTS INTO PUERTO RICO FROM FOREIGN COUNTRIES, BY COMMODITY AND COUNTRY OF ORIGIN
FISCAL YEAR 2003

COMM CODE	DESCRIPTION AND COUNTRY	UNIT	QUANTITY	VALUE - $
	CANADA		28,049	276,900
0604910060	EVERGREEN CHRISTMAS TREES, NESOI, FRESH	NO	40,474	378,013
	CANADA		40,474	378,013
0604910080	FOLIAGE, BRANCHES ETC, FRESH, NESOI	X		265,141
	CANADA			261,501
	COLOMBIA			3,640
0604993000	FOLIAGES, BRANCHES ETC, DRIED OR BLEACHED	X		9,268
	CHINA,PEOPLE'S REP.(MAINLAND)			9,268
0604996000	FOLIAGE, BRANCHES ETC DYED IMPREGNATED/OTHRWSE PRE	X		3,159
	DOMINICAN REPUBLIC			3,159
	EDIBLE VEGETABLES AND CERTAIN ROOTS AND TUBERS	TOTAL	84,469,880	37,944,745
0701905010	POTATOE RUSSET OR NETTED GEM NOV45KG FR/CH EX SEED	KG	457,222	204,221
	CANADA		457,222	204,221
0701905020	POTATOE EX SEED CONTNER NOT OV 45KG FRSH/CHD NESOI	KG	15,192,150	4,416,112
	CANADA		15,192,150	4,416,112
0701905040	POTATOE NESOI CONTNERS OVR 45KG, FRSH/CHLD EX SEED	KG	20,204,509	6,783,970
	CANADA		20,183,646	6,770,891
	COSTA RICA		20,863	13,079
0702004099	TOMATOES, NESOI, ENTERED 7/15 - 8/31, FRESH/CHILLD	KG	2,844	2,028
	DOMINICAN REPUBLIC		2,844	2,028
0703102000	ONION SETS, FRESH OR CHILLED	KG	189,615	43,003
	ARGENTINA		135,750	29,650
	CANADA		53,865	13,353
0703104000	ONIONS AND SHALLOTS, NESOI, FRESH OR CHILLED	KG	3,557,269	1,236,810
	ARGENTINA		296,878	92,288
	CANADA		1,963,184	684,900
	CHILE		1,129,591	380,172
	COSTA RICA		146,183	70,000
	DOMINICAN REPUBLIC		21,433	9,450
0703200010	GARLIC, FRESH WHOLE BULBS	KG	2,300,944	3,167,164
	ARGENTINA		695,704	726,934
	CHILE		122,951	167,740
	MEXICO		194,515	283,453
	PERU		64,700	73,698
	SPAIN		1,223,074	1,915,339
0703200020	GARLIC, FRESH WHOLE PEELED CLOVES	KG	16,816	14,835
	DOMINICAN REPUBLIC		16,816	14,835
0703200090	GARLIC, FRESH OR CHILLED, NESOI	KG	20,520	39,600
	MEXICO		20,520	39,600
0704902000	CABBAGE, FRESH OR CHILLED	KG	1,916,168	519,771
	CANADA		701,400	146,466
	COSTA RICA		1,185,910	353,643
	DOMINICAN REPUBLIC		28,858	19,662
0706102000	CARROTS, NESOI, FRESH OR CHILLED	KG	1,365,712	453,167
	CANADA		223,129	63,986
	COSTA RICA		1,131,037	385,826
	DOMINICAN REPUBLIC		11,546	3,355
0706904000	ROOTS, EDIBLE, NESOI, FRESH OR CHILLED	KG	77,581	43,372
	DOMINICAN REPUBLIC		77,581	43,372
0708201000	LIMA BEANS, ENTRY NOV. 1 TO MAY 31, FRESH, CHILLED	KG	13,462	13,075
	PERU		13,462	13,075
0708209000	BEANS (VIGNA SPP., PHASEOLUS SPP.) NESOI, FRESH/CH	KG	122,012	96,426
	CANADA		97,687	78,087
	PERU		5,600	5,439
	SPAIN		18,725	12,900
0708900500	CHICKPEAS (GARBANZOS), FRESH OR CHILLED	KG	16,888	12,920
	CANADA		16,888	12,920
0708902500	PIGEON PEAS, ENTRY 7/1-9/30, FRESH OR CHILLED	KG	138,646	204,038
	DOMINICAN REPUBLIC		870	2,665
	ECUADOR		137,776	201,373
0708903000	PIGEON PEAS, ENTRY 10/1 TO JUNE 30, FRESH, CHILLED	KG	207,381	285,372
	DOMINICAN REPUBLIC		7,830	20,815
	ECUADOR		199,551	264,557
0709604010	OTHER FRUITS OF CAPSICUM/PIMENTA,GREENHOUSE, FRESH	KG	738,962	606,868
	DOMINICAN REPUBLIC		738,962	606,868

TABLE - 2 IMPORTS INTO PUERTO RICO FROM FOREIGN COUNTRIES, BY COMMODITY AND COUNTRY OF ORIGIN
FISCAL YEAR 2003

COMM CODE	DESCRIPTION AND COUNTRY	UNIT	QUANTITY	VALUE - $
0709604090	FRUITS OF THE GENUS CAPSICUM/PIMENTA NESOI, FR/CH	KG	164,798	143,059
	DOMINICAN REPUBLIC		164,798	143,059
0709900500	JICAMAS, PUMPKINS AND BREADFRUIT, FRESH OR CHILLED	KG	23,363	9,742
	DOMINICAN REPUBLIC		3,767	2,062
	PANAMA		19,596	7,680
0709901000	CHAYOTE (SECHIUM EDULE), FRESH OR CHILLED	KG	33,501	18,854
	COSTA RICA		33,501	18,854
0710292500	PIGEON PEAS RAW/COOKD BY BOILING ENTRY 7/1-9/30 FZ	KG	239,945	250,123
	ECUADOR		82,535	126,250
	PERU		157,410	123,873
0710293000	PIGEON PEAS RAW/COOK BY BOILING ENTRY 10/1-6/30 FZ	KG	319,289	470,756
	ECUADOR		279,656	419,856
	PERU		39,633	50,900
0710400000	SWEET CORN RAW/COOKED BY STEAM/BOILING IN WATER FZ	KG	13,009	11,220
	DOMINICAN REPUBLIC		13,009	11,220
0710807060	VEG NESOI, WHOLE, RAW/COOK BY BOILING IN WATER, FZ	KG	39,902	19,519
	COSTA RICA		39,902	19,519
0710809710	ASPARAGUS REDUCED IN SIZE, RAW/COOK BY BOILING, FZ	KG	13,121	13,254
	ECUADOR		13,121	13,254
0710909100	VEG MIX NESOI RAW/COOKED BY BOILING IN WATER, FRZN	KG	17,435	12,596
	BELGIUM		6,096	3,048
	CANADA		3,157	2,988
	COSTA RICA		8,182	6,560
0711204000	OLIVES, PITTED/STUFFED, PROVISIONALY PRES INEDIBLE	KG	25,759	98,487
	SPAIN		19,138	75,230
	UNITED KINGDOM OF GT BRITAIN		6,621	23,257
0711906500	VEG NESOI, VEG MIX, PROVISIONALLY PRES, INEDIBLE	KG	201,742	94,215
	CHINA,PEOPLE'S REP.(MAINLAND)		150,400	39,150
	DOMINICAN REPUBLIC		43,814	37,905
	SPAIN		5,855	11,880
	UNITED KINGDOM OF GT BRITAIN		1,673	5,280
0712202000	ONION POWDER OR FLOUR	KG	55,459	13,500
	CHINA,PEOPLE'S REP.(MAINLAND)		55,459	13,500
0712204000	ONIONS, DRIED, EXCEPT POWDER OR FLOUR	KG	95,171	108,831
	INDIA		95,171	108,831
0712904020	GARLIC POWDER OR FLOUR	KG	36,025	25,541
	CHINA,PEOPLE'S REP.(MAINLAND)		36,025	25,541
0712904040	GARLIC, DRIED, EXCEPT POWDER OR FLOUR	KG	316,574	133,381
	CHINA,PEOPLE'S REP.(MAINLAND)		316,574	133,381
0712906500	PARSLEY, DRIED, NESOI	KG	493	2,188
	CHINA,PEOPLE'S REP.(MAINLAND)		493	2,188
0712907400	TOMATOES, DRIED IN POWDER	KG	2,775	12,448
	MEXICO		2,775	12,448
0712908580	VEGETABLES NESOI AND MIXTURES OF VEGETABLES, DRIED	KG	39,757	26,121
	CHINA,PEOPLE'S REP.(MAINLAND)		32,000	10,700
	GERMANY		7,757	15,421
0713104020	GREEN PEAS, EXCEPT SEED, DRIED, SHELLED	KG	84,039	26,639
	CANADA		46,000	15,269
	ECUADOR		38,039	11,370
0713104080	PEAS, NESOI, EXCEPT SEED, DRIED, SHELLED	KG	389,673	207,143
	BELGIUM		20,637	13,621
	NETHERLANDS		84,088	56,404
	PERU		284,948	137,118
0713201000	CHICKPEAS, SEEDS OF A KIND USED FOR SOWING, DRIED	KG	87,840	52,295
	MEXICO		87,840	52,295
0713202010	KABULI CHICKPEAS, EXCEPT SEED, DRIED,SHELLED	KG	172,749	74,753
	CANADA		86,400	34,881
	MEXICO		86,349	39,872
0713202090	CHICKPEAS (GARBANZOS), EXCEPT SEED, DRIED, SHELLED	KG	770,000	446,600
	MEXICO		770,000	446,600
0713331020	NAVY AND PEA BEANS, SEEDS USED FOR SOWING, DRIED	KG	23,106	21,504
	CANADA		23,106	21,504
0713332050	LIGHT RED KIDNEY BEAN EX SEED ENTRY 5/1-8/31 DRIED	KG	40,980	22,680
	ARGENTINA		40,980	22,680
0713334020	NAVY, PEA BEANS EX SEED, 9/1-4/30, DRIED SHELLED	KG	77,409	42,576
	CANADA		77,409	42,576
0713334050	LIGHT RED KIDNEY BEAN NESOI EX SEED ENTRY 9/1-4/30	KG	20,500	15,370
	NETHERLANDS		20,500	15,370

TABLE - 2 IMPORTS INTO PUERTO RICO FROM FOREIGN COUNTRIES, BY COMMODITY AND COUNTRY OF ORIGIN
FISCAL YEAR 2003

COMM CODE	DESCRIPTION AND COUNTRY	UNIT	QUANTITY	VALUE - $
0713391090	BEANS (VIGNA SPP, PHASEOLUS) NESOI, SEEDS, DRIED	KG	85,216	46,020
	CANADA		85,216	46,020
0713391500	COWPEAS, EXCEPT SEED, DRIED, SHELLED	KG	21,000	11,760
	NETHERLANDS		21,000	11,760
0713392010	BLACK BEANS EX SEED ENTRY 5/1-8/31, DRIED SHELLED	KG	209,960	134,072
	ARGENTINA		20,960	10,815
	CHILE		189,000	123,257
0713392050	PINTO BEANS EX SEED ENTRY 5/1-8/31 DRIED SHELLED	KG	171,813	116,875
	CANADA		45,813	31,714
	CHILE		126,000	85,161
0713392070	BEAN (VIGNA, PHASEOLUS) NESOI 5/1-8/31, DRIED SHLD	KG	127,079	88,581
	CANADA		83,119	60,218
	PERU		43,960	28,363
0713394010	BLACK BEANS EX SEED, 9/1-4/30, DRIED, SHELLED	KG	94,243	57,815
	ARGENTINA		20,960	9,705
	CANADA		10,283	7,340
	CHILE		63,000	40,770
0713394030	BABY LIMA BEANS EX SEED, 9/1-4/30 DRIED SHELLED	KG	15,422	9,403
	PERU		15,422	9,403
0713394050	PINTO BEANS EX SEED, 9/1-4/30, DRIED, SHELLED	KG	30,059	18,578
	CANADA		30,059	18,578
0713394070	BEANS (VIGNA, PHASEOLUS) NESOI, 9/1-4/30, DRD SHLD	KG	297,567	206,398
	CANADA		198,682	141,178
	PERU		98,885	65,220
0713401000	LENTILS, SEEDS OF A KIND USED FOR SOWING, DRIED	KG	24,464	16,055
	CANADA		24,464	16,055
0713402010	GREEN LENTILS, INC FRNCH, EXC SEED, DRIED, SHELLED	KG	21,280	8,135
	CANADA		21,280	8,135
0713402080	OTHER LENTILS, EXCEPT SEED, DRIED, SHELLED	KG	13,191	5,697
	CANADA		13,191	5,697
0714101000	CASSAVA (MANIOC) FROZEN, W/NT PELLET	KG	2,123,678	1,321,730
	COSTA RICA		1,836,626	1,124,522
	ECUADOR		287,052	197,208
0714102000	CASSAVA (MANIOC) FRESH OR DRIED, W/NT PELLET	KG	3,148,662	1,185,234
	COSTA RICA		3,028,912	1,129,061
	DOMINICAN REPUBLIC		20,700	6,500
	NICARAGUA		99,050	49,673
0714202000	SWEET POTATOES, FRESH OR DRIED, WHETHER/NT PELLETS	KG	5,832,097	2,755,592
	COSTA RICA		5,883	3,415
	DOMINICAN REPUBLIC		5,826,214	2,752,177
0714901000	DASHEENS, FRESH, WHETHER OR NOT SLICED OR PELLETS	KG	13,220,661	7,001,371
	COSTA RICA		3,349,944	1,874,152
	DOMINICAN REPUBLIC		4,744,169	2,459,147
	ECUADOR		1,565,341	746,164
	NICARAGUA		3,307,700	1,800,399
	PANAMA		253,507	121,509
0714902000	YAMS, FRESH, WHETHER/NOT SLICED OR PELLETS	KG	8,880,034	4,223,041
	COLOMBIA		66,015	29,340
	COSTA RICA		6,945,421	3,447,795
	DOMINICAN REPUBLIC		372,767	236,809
	NICARAGUA		64,955	36,260
	PANAMA		1,430,876	472,837
0714904000	ROOTS & TUBERS HIGH STARCH OR INSULIN, NESOI,FRESH	KG	87,518	36,368
	DOMINICAN REPUBLIC		68,820	30,735
	ECUADOR		18,698	5,633
0714904500	ROOTS & TUBERS WITH HIGH STARCH OR INSULIN, FROZEN	KG	222,821	185,873
	COSTA RICA		220,818	183,522
	ECUADOR		2,003	2,351
	EDIBLE FRUITS AND NUTS; PEEL OF CITRUS FRUITS OR MELONS	TOTAL		10,481,235
0801190020	COCONUTS, FRESH OR DRIED, IN SHELL	KG	202,757	71,399
	DOMINICAN REPUBLIC		202,757	71,399
0802902500	PIGNOLIA, FRESH OR DRIED, SHELLED	KG	482	2,143
	CHINA,PEOPLE'S REP.(MAINLAND)		482	2,143
0804400090	OTHER AVOCADOS,FRESH OR DRIED	KG	4,482,495	3,487,631
	DOMINICAN REPUBLIC		4,482,495	3,487,631

TABLE - 2 IMPORTS INTO PUERTO RICO FROM FOREIGN COUNTRIES, BY COMMODITY AND COUNTRY OF ORIGIN
FISCAL YEAR 2003

COMM CODE	DESCRIPTION AND COUNTRY	UNIT	QUANTITY	VALUE - $
0805100040	ORANGES, NESOI, FRESH OR DRIED	KG	998,694	429,918
	DOMINICAN REPUBLIC		938,722	390,961
	JAMAICA		59,972	38,957
0805200020	TANGERINES, FRESH OR DRIED	KG	24,257	10,048
	DOMINICAN REPUBLIC		24,257	10,048
0805408000	GRAPEFRUIT, FRESH OR DRIED, ENTERED 11/1-7/31 INCL	KG	3,563	2,400
	DOMINICAN REPUBLIC		3,563	2,400
0805502000	LEMONS (CITRUS LIMON, CITRUS LIMONUM) FRESH/DRIED	KG	224,427	135,956
	DOMINICAN REPUBLIC		224,427	135,956
0806102000	GRAPES, FRESH, ENTERED 2/15-3/31, INCLUSIVE, ANY Y	M3	1,994	807,669
	CHILE		1,994	807,669
0806104000	GRAPES, FRESH, ENTERED 4/1-6/30, INCLUSIVE, ANY YR	M3	5,758	1,941,858
	CHILE		5,758	1,941,858
0806106000	GRAPES, FRESH, ENTERING 7/1-2/14 FOLLOWING YR, INC	M3	1,309	751,471
	CHILE		1,241	697,831
	PERU		68	53,640
0807113000	WATERMELONS, FRESH, ENTERED 12/1 TO FOLLOWING 3/31	KG	16,460	9,184
	HONDURAS		16,460	9,184
0807114000	WATERMELONS, FRESH, ENTERED 4/1-11/30, INCL,ANY YR	KG	16,982	4,096
	PANAMA		16,982	4,096
0807192000	CANTALOUPES, FRESH, ENTERD 9/16-7/31 FOL YR, INCL	KG	456,845	216,335
	COSTA RICA		400,682	188,303
	HONDURAS		56,163	28,032
0808100060	APPLES, FRESH, VALUED > $0.22 PER KILOGRAM	KG	164,183	130,957
	CANADA		100,117	82,073
	CHILE		64,066	48,884
0808202000	PEARS & QUINCES, FRESH, ENTERED 4/1-6/30, INCL	KG	456,435	259,009
	ARGENTINA		87,192	41,328
	CHILE		369,243	217,681
0808204000	PEAR & QUINCES, FRESH, ENTERD 7/1-3/31 FOL YR INCL	KG	429,468	268,575
	ARGENTINA		89,872	41,855
	CHILE		339,596	226,720
0809100000	APRICOTS, FRESH	KG	5,291	5,411
	CHILE		5,291	5,411
0809200020	CHERRIES, SWEET VARIETIES, FRESH	KG	40,518	127,109
	CHILE		40,518	127,109
0809304010	PEACHES, FRESH, ENTERED 12/1-5/31	KG	75,382	80,357
	CHILE		75,382	80,357
0809304090	NECTARINES, FRESH, ENTERED 12/1-5/31	KG	202,251	184,817
	CHILE		202,251	184,817
0809402000	PLUMS (INC PRUNE PLUMS) & SLOES, FRSH, ENT 1/1-5/3	KG	535,692	490,679
	CHILE		535,692	490,679
0809404000	PLUMS (INC PRUNE PLUMS) & SLOES FRSH ENT 6/1-12/31	KG	18,179	28,753
	CHILE		18,179	28,753
0810500000	OTHER FRESH FRUIT, KIWI FRUIT	KG	89,415	77,241
	CHILE		89,415	77,241
0811100020	STRAWBERRIES UNCOOKD/COOKD BY WATER, FZ, NOV 1.2 L	KG	114,905	182,393
	CHILE		51,461	75,685
	COSTA RICA		63,444	106,708
0811202020	RASPBERRIES UNCOOKD/COOKD BY WATER, FRZN, W/N SWTN	KG	11,256	18,524
	COSTA RICA		11,256	18,524
0811901000	BANANAS & PLANTAINS, UNCKD/COOKD BY WATER, FROZEN	KG	475,227	459,565
	COSTA RICA		345,022	307,491
	ECUADOR		52,059	44,304
	HONDURAS		78,146	107,770
0811905000	PINEAPPLES, UNCKD/COOKD BY WATER, FROZEN, W/NT SWT	KG	8,074	13,237
	COSTA RICA		8,074	13,237
0811905200	MANGOES, UNCOOKED/COOKED BY WATER, FROZEN	KG	16,088	16,612
	COSTA RICA		16,088	16,612
0811908080	FRUITS NESOI & NUTS, UNCKD/COOKD BY WATER, FROZEN	KG	171,942	265,704
	CHILE		8,575	14,381
	COSTA RICA		163,367	251,323
0813409000	FRUIT, DRIED, EX OF HEADINGS 0801 TO 0806, NESOI	KG	236	2,184
	SPAIN		236	2,184
	COFFEE, TEA, MATE AND SPICES	TOTAL	5,137,494	12,932,408
0901120000	COFFEE, NOT ROASTED, DECAFFEINATED	KG	85,482	131,344

TABLE - 2 IMPORTS INTO PUERTO RICO FROM FOREIGN COUNTRIES, BY COMMODITY AND COUNTRY OF ORIGIN
FISCAL YEAR 2003

COMM CODE	DESCRIPTION AND COUNTRY	UNIT	QUANTITY	VALUE - $
	CANADA		17,189	38,738
	ITALY		68,293	92,606
0901210060	COFFEE, NESOI, ROASTED, NOT DECAFFEINATED	KG	4,782,074	11,312,541
	COSTA RICA		565,044	1,347,701
	DOMINICAN REPUBLIC		4,217,030	9,964,840
0901220030	COFFEE, ROASTED, DECAFFEINATED RETAIL CONTR 2 KG <	KG	143	2,411
	COLOMBIA		143	2,411
0902109000	GREEN TEA NESOI IN IMMED PACKG CONTENT NOV 3KG	KG	523	9,338
	SPAIN		523	9,338
0902209000	GREEN TEA (NOT FERMENTED) NESOI	KG	578	7,653
	INDONESIA		540	2,236
	SPAIN		38	5,417
0902300010	BLACK TEA FERMENTED & PARTLY FERMENTD, IN TEA BAGS	KG	4,944	55,498
	SPAIN		4,944	55,498
0904110040	PEPPER (GENUS PIPER) NOT CRUSHED OR GROUND, WHITE	KG	473	2,099
	CHINA,PEOPLE'S REP.(MAINLAND)		473	2,099
0904120000	PEPPER OF THE GENUS PIPER, CRUSHED OR GROUND	KG	513	2,277
	CHINA,PEOPLE'S REP.(MAINLAND)		513	2,277
0904202000	PAPRIKA (GENUS CAPSICUM) DRIED, CRUSHED OR GROUND	KG	17,129	51,190
	CANADA		302	3,938
	CHILE		16,374	45,243
	CHINA,PEOPLE'S REP.(MAINLAND)		453	2,009
0904206010	BELL PEPPERS (GENUS CAPSICUM), DRIED, NOT GROUND	KG	79,904	204,339
	GERMANY		79,904	204,339
0904206090	FRUITS OF THE GENUS CAPSICUM, DRIED N/GROUND NESOI	KG	15,250	27,560
	INDIA		15,250	27,560
0904207300	MIXES OF MASHED/MACERATED HOT RED PAPER/SALT NESOI	KG	1,225	10,817
	COLOMBIA		1,225	10,817
0905000000	VANILLA BEANS	KG	4,127	942,391
	MADAGASCAR		1,713	328,535
	SPAIN		400	5,550
	UGANDA		2,014	608,306
0906100000	CINNAMON & CINNAMON-TREE FLOWERS, NT CRUSHD/GROUND	KG	19,473	23,252
	CHINA,PEOPLE'S REP.(MAINLAND)		473	2,099
	INDONESIA		19,000	21,153
0909100000	SEEDS OF ANISE OR BADIAN	KG	2,225	3,836
	TURKEY		2,225	3,836
0909300000	SEEDS OF CUMIN	KG	13,175	23,845
	INDIA		1,000	2,857
	TURKEY		12,175	20,988
0910102000	GINGER, NOT GROUND	KG	29,062	13,734
	COSTA RICA		23,254	9,354
	NICARAGUA		5,808	4,380
0910300000	TUMERIC (CURCUMA)	KG	10,056	23,533
	CANADA		258	3,366
	DOMINICAN REPUBLIC		9,798	20,167
0910402000	THYME; BAY LEAVES, CRUDE OR NOT MANUFACTURED	KG	453	2,009
	CHINA,PEOPLE'S REP.(MAINLAND)		453	2,009
0910910000	MIXTURES OF SPICES REFERRED TO IN NOTE 1(B) CHAP 9	KG	2,826	12,015
	SPAIN		2,826	12,015
0910992000	ORIGANUM (LIPPIA SPP.) CRUDE OR NOT MANUFACTURED	KG	3,024	2,419
	CHILE		3,024	2,419
0910994000	ORIGANUM (LIPPIA SPP.) NESOI	KG	473	2,099
	CHINA,PEOPLE'S REP.(MAINLAND)		473	2,099
0910996000	SPICES, NESOI	KG	64,362	66,208
	CHILE		700	2,150
	DOMINICAN REPUBLIC		57,032	46,397
	GERMANY		6,630	17,661
	CEREALS	TOTAL	120,358,181	23,108,721
1001902023	RED SPRING WHEAT GRADE 2 PROTEIN >13.3%<=13.6% WGT	KG	37,145,000	6,067,315
	CANADA		37,145,000	6,067,315
1005902000	CORN (MAIZE) YELLOW DENT, EXCEPT SEED	KG	11,380,790	1,009,059
	CANADA		11,380,790	1,009,059
1005904060	CORN (MAIZE) EXCLUDING SWEET CORN NESOI EX SEED	KG	7,812,850	963,201
	ARGENTINA		7,800,000	950,000
	VENEZUELA		12,850	13,201

TABLE - 2 IMPORTS INTO PUERTO RICO FROM FOREIGN COUNTRIES, BY COMMODITY AND COUNTRY OF ORIGIN
FISCAL YEAR 2003

COMM CODE	DESCRIPTION AND COUNTRY	UNIT	QUANTITY	VALUE - $
1006309020	RICE, SEMI/WHOLLY MILLED, NESOI, MEDIUM GRAIN	KG	63,747,500	14,965,755
	AUSTRALIA		37,747,500	7,945,755
	CHINA,PEOPLE'S REP.(MAINLAND)		26,000,000	7,020,000
1008200000	MILLET	KG	268,454	101,191
	CANADA		268,454	101,191
1008300000	CANARY SEED	KG	3,587	2,200
	CANADA		3,587	2,200
	PRODUCTS OF THE MILLING INDUSTRY; MALT; STARCHES; INULIN; WHEAT GLUTEN	TOTAL	10,704,492	7,926,843
1101000010	HARD SPRING WHEAT FLOUR	KG	4,373,192	1,627,664
	CANADA		4,373,192	1,627,664
1101000020	DURUM WHEAT FLOUR	KG	3,251,444	1,018,118
	MEXICO		3,251,444	1,018,118
1101000090	WHEAT OR MESLIN FLOUR, NESOI	KG	578,710	186,835
	MEXICO		578,084	184,585
	VENEZUELA		626	2,250
1102200000	CORN (MAIZE) FLOUR	KG	10,922	39,312
	COLOMBIA		10,922	39,312
1102906000	CEREAL FLOURS OTHER THAN WHEAT OR MESLIN, NESOI	KG	115,781	285,491
	COLOMBIA		115,781	285,491
1103110040	GROATS AND MEAL OF WHEAT, NESOI	KG	19,125	9,604
	CANADA		19,125	9,604
1103130020	GROATS AND MEAL OF CORN (MAIZE), CORNMEAL	KG	58,945	188,812
	COLOMBIA		58,945	188,812
1103191200	GROATS AND MEAL OF OATS	KG	5,618	3,445
	CANADA		5,618	3,445
1103200090	PELLETS OF CEREAL, NESOI	KG	114,072	109,461
	ARGENTINA		114,072	109,461
1104120000	GRAINS, ROLLED OR FLAKED, OF OATS	KG	1,196,325	2,840,587
	COLOMBIA		1,145,949	2,714,884
	VENEZUELA		50,376	125,703
1104220000	GRAINS WORKED (HULLD PEARLD SLICED KIBBLD) OF OATS	KG	422,901	1,021,359
	COLOMBIA		402,571	970,479
	VENEZUELA		20,330	50,880
1104230000	GRAINS WORKED (HULLD PEARLD SLICED KIBBLD) OF CORN	KG	4,267	10,960
	COLOMBIA		4,267	10,960
1105100000	FLOUR AND MEAL OF POTATOES	KG	4,536	9,722
	DOMINICAN REPUBLIC		4,536	9,722
1105200000	FLAKES, GRANULES AND PELLETS OF POTATOES	KG	39,433	59,663
	ITALY		39,433	59,663
1108120010	CORN (MAIZE) STARCH FOR FOOD USE	KG	77,212	114,922
	DOMINICAN REPUBLIC		77,212	114,922
1108120090	CORN (MAIZE) STARCH, NESOI	KG	3,000	9,600
	ITALY		3,000	9,600
1108130010	POTATO STARCH, FOR HUMAN CONSUMPTION	KG	1,000	3,307
	NETHERLANDS		1,000	3,307
1108190010	CEREAL STARCHES, NESOI, FOR NON-FOOD USE	KG	20,700	25,963
	BELGIUM		20,700	25,963
1108190090	STARCHES, NESOI	KG	62,100	72,974
	BELGIUM		62,100	72,974
1109009000	WHEAT GLUTEN, WHETHER OR NOT DRIED, NESOI	KG	345,209	289,044
	NETHERLANDS		345,209	289,044
	OIL SEEDS AND OLEAGINOUS FRUITS; MISCELLANEOUS GRAINS, SEEDS AND FRUITS; INDUSTRIAL OR MEDICINAL PLANTS; STRAW AND FODDER	TOTAL		3,888,208
1201000090	SOYBEANS, NESOI, WHETHER OR NOT BROKEN	KG	11,272,075	2,286,946
	ARGENTINA		9,882,000	1,965,159
	CANADA		1,390,075	321,787
1206000090	SUNFLOWER SEEDS, NESOI, WHETHER OR NOT BROKEN	KG	5,042,662	583,261
	ARGENTINA		4,986,722	548,539
	CANADA		55,940	34,722
1207400000	SESAME SEEDS, WHETHER OR NOT BROKEN	KG	129,199	78,590
	INDIA		73,663	50,595

TABLE - 2 IMPORTS INTO PUERTO RICO FROM FOREIGN COUNTRIES, BY COMMODITY AND COUNTRY OF ORIGIN
FISCAL YEAR 2003

COMM CODE	DESCRIPTION AND COUNTRY	UNIT	QUANTITY	VALUE - $
	MEXICO		55,536	27,995
1208100000	FLOURS AND MEALS OF SOYBEANS	KG	892,931	206,366
	CANADA		892,931	206,366
1209299096	SEEDS OF FORAGE PLANTS, EX BEET, FOR SOWING, NESOI	KG	12,880	60,435
	BRAZIL		12,880	60,435
1209994090	SEEDS, FRUITS AND SPORES USED FOR SOWING, NESOI	KG	141,850	113,128
	DOMINICAN REPUBLIC		141,850	113,128
1211904040	MINT LEAVES FRSH/DRIED, CUT CRUSHD OR POWDRD NESOI	KG	200	2,009
	SPAIN		200	2,009
1211909080	PLANTS & PARTS EX MINT LEAVES USED AS HERBAL TEAS	KG	3,844	61,996
	SPAIN		3,844	61,996
1211909090	PLANTS & PARTS, NESOI, USED PRIMRLY IN PRFUMRY ETC	KG	6,096	40,987
	CHINA,PEOPLE'S REP.(MAINLAND)		513	2,277
	SPAIN		5,583	38,710
1214900010	ALFALFA HAY, NESOI, WHETHER OR NOT DOUBLE COMPRESD	T	5,807	454,490
	DENMARK		5,807	454,490
	LAC; GUMS, RESINS AND OTHER VEGETABLE SAPS AND EXTRACT	TOTAL	483,779	1,257,072
1301200000	GUM ARABIC	KG	386,558	1,106,410
	DENMARK		14,330	59,826
	FRANCE		191,328	541,622
	ITALY		2,300	6,625
	UNITED KINGDOM OF GT BRITAIN		178,600	498,337
1301909090	NATURAL GUM, RESINS AND GUM RESINS, NESOI	KG	94,446	113,922
	DOMINICAN REPUBLIC		3,726	4,522
	KOREA,REP. OF (SOUTH KOREA)		90,720	109,400
1302199040	VEGETABLE SAPS AND EXTRACTS, NESOI	KG	375	13,156
	FRANCE		375	13,156
1302200000	PECTIC SUBSTANCES, PECTINATES AND PECTATES	KG	2,400	23,584
	BRAZIL		2,400	23,584
	VEGETABLE PLAITING MATERIALS; VEGETABLE PRODUCTS NOT ELSEWHERE SPECIFIED OR INCLUDED	TOTAL	24,135	20,656
1404100040	RAW VEGETABLE MATERIALS USED PRIMARILY IN DYEING	KG	24,135	20,656
	DOMINICAN REPUBLIC		5,129	2,600
	GUATEMALA		19,006	18,056
	ANIMAL OR VEGETABLE FATS AND OILS AND THEIR CLEAVAGE PRODUCTS; PREPARED EDIBLE FATS;ANIMAL OR VEGETABLE WAXES	TOTAL	11,195,630	15,504,435
	ANIMAL OR VEGETABLE FATS AND OILS AND THEIR CLEAVAGE PRODUCTS; PREPARED EDIBLE FATS; ANIMAL OR VEGETABLE WAXES	TOTAL	11,195,630	15,504,435
1501000020	LARD	KG	2,195,957	1,420,500
	CANADA		2,195,957	1,420,500
1501000080	OTHER PIG FAT AND POULTRY FAT, RENDERED, NESOI	KG	117,299	99,718
	CANADA		117,299	99,718
1502000020	TALLOW, EDIBLE	KG	227,141	98,956
	CANADA		227,141	98,956
1502000060	FATS OF BOVINE ANMLS SHEEP/GOAT EX TALLOW RAW/RNDR	KG	46,539	30,780
	CANADA		46,539	30,780
1503000000	LARD STEARIN/LARD OIL/ETC NT EMULSIFIED OR PREPRD	KG	188,002	78,733
	CANADA		188,002	78,733
1504102000	COD LIVER OIL & FRACTIONS NOT CHEMICALLY MODIFIED	KG	35	2,558
	DOMINICAN REPUBLIC		35	2,558
1505009000	WOOL GREASE EX CRUDE & FATTY SUBSTNCS INCL LANOLIN	KG	75	2,757
	UNITED KINGDOM OF GT BRITAIN		75	2,757
1507904040	SOYBEAN OIL, FULLY REFINED, NT CHEMICALLY MODIFIED	KG	90,748	62,973
	ARGENTINA		90,748	62,973
1509102000	OLIVE OIL VIRGIN UNDER 18KG/CNTR NOT CHEM MODIFIED	KG	987,851	2,169,678

TABLE - 2 IMPORTS INTO PUERTO RICO FROM FOREIGN COUNTRIES, BY COMMODITY AND COUNTRY OF ORIGIN
FISCAL YEAR 2003

COMM CODE	DESCRIPTION AND COUNTRY	UNIT	QUANTITY	VALUE - $
	ARGENTINA		6,293	4,557
	ITALY		33,486	91,894
	SPAIN		948,072	2,073,227
1509104000	OLIVE OIL VIRGIN 18KG OR MORE/CNTR NT CHEM MODIFED	KG	33,108	80,327
	SPAIN		14,108	39,077
	TURKEY		19,000	41,250
1509902000	OLIVE OIL REFINED, UNDER 18KG WTH CNTR NT CHEM MOD	KG	2,885,010	8,025,632
	PORTUGAL		1,141	3,914
	SPAIN		2,883,869	8,021,718
1509904000	OLIVE OIL REFINED 18KG/MORE WTH CNTR NT CHEM MODIF	KG	32,585	81,554
	ITALY		3,865	6,837
	SPAIN		28,720	74,717
1510004000	OLIVE-RESIDUE OIL & BLENDS(1509&1510) EDIBLE <18KG	KG	196,840	198,265
	ITALY		196,840	198,265
1512190040	SAFFLOWER OIL, REFINED, NOT CHEMICALLY MODIFIED	KG	223,945	266,816
	SPAIN		223,945	266,816
1513110000	COCONUT (COPRA) OIL, CRUDE, NOT CHEMICLLY MODIFIED	KG	36,543	60,534
	PHILIPPINES		34,224	57,724
	SAINT LUCIA		2,319	2,810
1514190000	RAPESEED/COLZA OIL, NESOI, LOW ERUCIC ACID	KG	653	2,903
	CHINA,PEOPLE'S REP.(MAINLAND)		653	2,903
1515210000	CORN (MAIZE) OIL, CRUDE, NOT CHEMICALLY MODIFIED	KG	3,575,234	2,449,799
	ARGENTINA		3,575,234	2,449,799
1515300000	CASTOR OIL/ITS FRACTIONS W/N REFINED NOT CHEM MODF	KG	5,326	12,844
	UNITED KINGDOM OF GT BRITAIN		5,326	12,844
1515908090	FIXED VEGETABLE FATS & OILS NESOI NT CHEM MODIFIED	KG	121,122	100,724
	ARGENTINA		120,016	93,039
	CANADA		1,106	7,685
1517100000	MARGARINE, EXCLUDING LIQUID MARGARINE	KG	129,987	137,104
	CANADA		98,187	107,765
	CHILE		18,600	15,630
	SPAIN		13,200	13,709
1517901040	BAKN/FRYN FATS ARTFL MXTRS ALL VEG OIL 5%> SOYBEAN	KG	66,990	46,756
	ARGENTINA		66,990	46,756
1518004000	ANIMAL & VEGETABLE FATS/OILS, CHEMICALLY MODIFIED	KG	34,640	74,524
	FRANCE		19,000	19,000
	MEXICO		15,640	55,524
	PREPARED FOODSTUFFS; BEVERAGES, SPIRITS AND VINEGAR; TOBACCO AND MANUFACTURED TOBACCO SUBSTITUTES	TOTAL		400,475,239
	PREPARATIONS OF MEAT, OF FISH, OR OF CRUSTACEANS, MOLLUSCS OR OTHER AQUATIC INVERTEBRATES	TOTAL	31,178,222	59,998,183
1601002010	PORK SAUSG/SIMILAR PRODCTS FOOD PREP OF PORK CANND	KG	67,777	220,718
	CANADA		24,902	52,155
	DENMARK		22,102	105,534
	NETHERLANDS		20,773	63,029
1601002090	PORK SAUSG/SIMILR PRODCTS FOOD PREP OF THESE NESOI	KG	1,027,293	3,762,017
	CANADA		654	6,301
	DENMARK		982,051	3,488,614
	NETHERLANDS		8,526	23,821
	SPAIN		36,062	243,281
1601004010	BEEF SAUSAGES, SIMILAR PRODCTS, FOOD PREPS, CANNED	KG	12,240	19,875
	BRAZIL		12,240	19,875
1601006060	SAUSAGE/SIMILAR PRDCT MEAT ETC NESOI FOOD PREP CND	KG	26,676	35,743
	BRAZIL		26,676	35,743
1602310040	TURKEY MEAT & OFFAL (EX LIVER) PREPARED/PRES NESOI	KG	5,627	9,115
	CANADA		5,627	9,115
1602412020	HAMS, CUTS, BONED, COOKED, AIRTIGHT CONTAINER <1KG	KG	117,024	255,598
	CANADA		117,024	255,598
1602412040	HAMS/CUTS, BONED/COOKED AIRTIGHT CNTR 1 KG OR MORE	KG	1,655,189	2,185,569
	CANADA		1,636,346	2,120,730
	DENMARK		15,674	51,482
	POLAND		2,620	10,799
	SPAIN		549	2,558

TABLE - 2 IMPORTS INTO PUERTO RICO FROM FOREIGN COUNTRIES, BY COMMODITY AND COUNTRY OF ORIGIN
FISCAL YEAR 2003

COMM CODE	DESCRIPTION AND COUNTRY	UNIT	QUANTITY	VALUE - $
1602419000	HAMS AND CUTS THEREOF NESOI, PREPARED OR PRESERVED	KG	88,855	208,011
	CANADA		88,855	208,011
1602422040	SHOULDER/CUT BONED/COOKED AIRTIGHT CNTR 1KG OR OV	KG	2,729,540	6,111,931
	BELGIUM		24,727	54,514
	CANADA		731,345	1,312,567
	DENMARK		1,970,564	4,714,501
	SPAIN		2,904	30,349
1602424000	SHOULDERS AND CUTS THEREOF NESOI, PREPARED, PRESVD	KG	404,540	593,634
	CANADA		401,733	571,969
	SPAIN		2,807	21,665
1602491000	OFFAL OF SWINE (EX LIVER) PREPARED OR PRESERVED	KG	13,316	14,112
	CANADA		13,316	14,112
1602492000	SWINE MEAT NESOI BONED/COOKED CND NO CEREAL OR VEG	KG	1,402,169	3,109,186
	DENMARK		446,376	1,092,802
	NETHERLANDS		955,793	2,016,384
1602494000	SWINE MEAT NESOI, NO CEREAL OR VEGS, PREP OR PRES	KG	1,562,834	5,772,851
	CANADA		6,532	22,898
	DENMARK		1,556,302	5,749,953
1602496000	MIXTURES OF PORK AND BEEF, PREPARED OR PRESERVED	KG	163,239	418,383
	NETHERLANDS		163,239	418,383
1602499000	MEAT OF SWINE NESOI, PREPARED OR PRESERVED	KG	43,707	143,151
	CANADA		5,726	15,147
	DENMARK		37,981	128,004
1602501020	CORNED BEEF NESOI, NO CEREAL/VEG AIRTITE CNTR <1KG	KG	4,881,753	8,534,148
	ARGENTINA		306,898	515,240
	BRAZIL		4,113,793	7,304,138
	URUGUAY		461,062	714,770
1602501040	CORNED BEEF NO CEREAL OR VEG AIRTITE CNTR 1KG, OV	KG	267,627	363,493
	BRAZIL		225,051	300,510
	URUGUAY		42,576	62,983
1602502020	MEAT BOV ANML NESOI NO VEGS PREP AIRTITE CNTR <1KG	KG	417,698	956,312
	ARGENTINA		40,479	106,370
	BRAZIL		361,488	816,617
	SWITZERLAND		15,731	33,325
1602509040	MEAT OF BOVINE ANIMALS NESOI, PREPARED, PRESERVED	KG	13,986	19,875
	BRAZIL		13,986	19,875
1604114040	SALMON, NESOI, NOT IN OIL, CANNED	KG	356	2,013
	CHILE		356	2,013
1604122000	HERRINGS, IN OIL, IN AIRTIGHT CONTAINERS	KG	6,882	16,460
	CANADA		6,882	16,460
1604131000	SMK SARDINES IN OIL CND, $1 TIN-PLATE/$1.10 OTHER	KG	4,551	16,247
	CANADA		2,788	6,912
	SPAIN		1,763	9,335
1604132000	SARDINES ETC NOT SKINND/BONED IN OIL AIRTITE CNTRS	KG	151,040	370,189
	CANADA		23,252	38,267
	SPAIN		123,846	322,672
	VENEZUELA		3,942	9,250
1604133000	SARDINES ETC SKINNED/BONED, IN OIL, AIRTIGHT CNTRS	KG	21,402	25,576
	PERU		19,701	20,809
	SPAIN		1,701	4,767
1604134000	SARDINES ETC NESOI, IN CONTAINERS UNDER 225 GRAMS	KG	309,810	368,885
	CANADA		11,258	22,771
	ECUADOR		16,320	19,600
	PERU		56,833	64,892
	SPAIN		5,046	13,728
	THAILAND		201,719	222,870
	VENEZUELA		18,634	25,024
1604139000	SARDINES, ETC NESOI, PREPARED OR PRESERVED	KG	130,156	173,627
	ECUADOR		100,110	123,438
	PERU		18,156	22,250
	SPAIN		11,890	27,939
1604141010	TUNAS&SKIPJACK,INOIL,INFOIL,AIRTIGH,<THAN6.8KG	KG	12,647	28,086
	COSTA RICA		11,661	25,622
	SPAIN		986	2,464
1604141090	TUNAS&SKIPJACK IN OIL IN AIRTIGHT CONTAINER NESOI	KG	3,296	7,602
	SPAIN		3,296	7,602
1604142291	TUNA,NESOI,NOOIL,INFOIL,AIRTIGH,<THAN6.8KG,QUOTA	KG	10,039	21,132
	COSTA RICA		10,039	21,132

TABLE - 2 IMPORTS INTO PUERTO RICO FROM FOREIGN COUNTRIES, BY COMMODITY AND COUNTRY OF ORIGIN
FISCAL YEAR 2003

COMM CODE	DESCRIPTION AND COUNTRY	UNIT	QUANTITY	VALUE - $
1604143040	TUNAS/SKIPJACK NESOI NO OIL AIRTITE CNTR OVER 7KG	KG	51,700	74,355
	PHILIPPINES		49,900	69,066
	SPAIN		1,800	5,289
1604143059	TUNA,ALBACORE,NOT IN OIL,AIRTIGHT CONTAINER,NESOI	KG	8,712	21,670
	COSTA RICA		8,712	21,670
1604143091	TUNAS,NESOI,N/OIL,IN FOIL AIRTIGHT CNTR<6.8 KG	KG	86,784	147,287
	PHILIPPINES		50,016	70,362
	SPAIN		3,380	28,488
	THAILAND		16,694	23,517
	VIETNAM		16,694	24,920
1604143099	OTH TUNAS&SKIPJACK N/OIL AIRTIGHT CONTAINER NESOI	KG	456,967	675,803
	PAPUA NEW GUINEA		15,667	23,635
	PHILIPPINES		251,588	338,722
	THAILAND		189,712	313,446
1604144000	TUNAS/SKIPJACK NO OIL, NO AIRTITE CNTR, OVER 6.8KG	KG	12,531,866	18,587,248
	CHINA (TAIWAN)		165,155	222,430
	COLOMBIA		40,000	94,798
	ECUADOR		3,515,591	6,145,090
	SAINT VINCENT AND GRENADINES		1,493,382	2,341,910
	TRINIDAD AND TOBAGO		6,971,494	9,195,207
	VANUATU		346,244	587,813
1604145000	TUNAS/SKIPJACK NOT AIRTITE CNTR PREP/PRES, NESOI	KG	21,457	49,315
	COLOMBIA		19,947	47,272
	TRINIDAD AND TOBAGO		1,510	2,043
1604147000	BONITO (SARDA SPP.) PREPARED OR PRESERVED, IN OIL	KG	56,010	131,966
	SPAIN		56,010	131,966
1604148000	BONITO (SARDA SPP.) PREPARED/PRESERVED, NOT IN OIL	KG	3,515	20,310
	SPAIN		3,515	20,310
1604150000	MACKEREL, PREPARED OR PRESERVED	KG	41,604	56,374
	CHILE		37,740	32,100
	SPAIN		3,864	24,274
1604163000	ANCHOVIES, IN OIL, IN AIRTIGHT CONTAINERS, NESOI	KG	791	8,736
	SPAIN		791	8,736
1604164000	ANCHOVIES PREP/PRES NESOI CONTAINERS 6.8KG OR LESS	KG	1,740	12,973
	SPAIN		1,740	12,973
1604191000	BONITO, YELLOWTAIL, POLLOCK NO OIL, AIRTIGHT CNTRS	KG	10,800	40,420
	SPAIN		10,800	40,420
1604192500	BONITO, YELLOWTAIL, POLLOCK IN OIL, AIRTIGHT CNTRS	KG	115	4,306
	SPAIN		115	4,306
1604193000	FISH, NESOI, IN OIL, IN AIRTIGHT CONTAINERS	KG	23,447	77,491
	SPAIN		23,447	77,491
1604206090	FISH PREPARED OR PRESERVED, NESOI	KG	707,806	883,772
	CHINA,PEOPLE'S REP.(MAINLAND)		544,301	616,289
	INDIA		81,639	106,100
	KOREA,REP. OF (SOUTH KOREA)		56,346	86,520
	SPAIN		7,014	27,876
	THAILAND		18,506	46,987
1605102025	SNOW CRABMEAT, PREP, NESOI, IN AIRTIGHT CONTAINERS	KG	14,052	44,800
	THAILAND		14,052	44,800
1605102059	SWIMMING CRABMEAT, IN AIRTIGHT CONTAINERS, NESOI	KG	20,996	119,855
	THAILAND		3,578	9,845
	VENEZUELA		17,418	110,010
1605102090	CRABMEAT, PREPARED, IN AIRTIGHT CONTAIN, NESOI	KG	30,532	262,062
	HONG KONG		16,467	138,030
	KOREA,REP. OF (SOUTH KOREA)		14,065	124,032
1605106090	CRABS PREPARED OR PRESERVED, NESOI	KG	2,026	19,012
	ITALY		2,026	19,012
1605201010	SHRIMPS AND PRAWNS, FROZEN, IN AIRTIGHT CONTAINERS	KG	33,212	97,870
	THAILAND		33,212	97,870
1605201030	SHRIMPS AND PRAWNS, PREPARED NESOI, FROZEN	KG	2,268	25,220
	THAILAND		2,268	25,220
1605201040	SHRIMPS AND PRAWNS, CANNED	KG	2,906	7,996
	THAILAND		2,906	7,996
1605400500	CRUSTACEANS NESOI PRODUCT WITH FISH MEAT PREP MEAL	KG	1,105	3,096
	SPAIN		1,105	3,096
1605401090	CRUSTACEANS,OTHR,THN PEELED FRSHWTR CRAWFISH TAILS	KG	98,398	413,673
	SPAIN		98,398	413,673
1605900500	MOLLUSCS ETC PRODUCTS WITH FISH MEAT; PREP MEALS	KG	11,974	55,142

TABLE - 2 IMPORTS INTO PUERTO RICO FROM FOREIGN COUNTRIES, BY COMMODITY AND COUNTRY OF ORIGIN
FISCAL YEAR 2003

COMM CODE	DESCRIPTION AND COUNTRY	UNIT	QUANTITY	VALUE - $
	ITALY		2,411	24,744
	SPAIN		9,563	30,398
1605902000	CLAMS IN AIRTIGHT CONTAINERS, NESOI	KG	1,022	2,813
	THAILAND		1,022	2,813
1605903000	CLAMS, PREPARED OR PRESERVED, NESOI	KG	864	5,220
	CHILE		431	2,720
	SPAIN		433	2,500
1605906040	SCALLOPS, PREPARED OR PRESERVED	KG	348	2,015
	SPAIN		348	2,015
1605906055	SQUID EXCEPT LOLIGO, PREPARED OR PRESERVED	KG	262,974	685,588
	PERU		19,656	22,144
	SPAIN		243,318	663,444
1605906060	MOLLUSCS, AQUATIC INVERTEBRATES NESOI, PREP, PRES	KG	1,140,962	3,698,256
	CHINA,PEOPLE'S REP.(MAINLAND)		27,058	128,657
	ITALY		3,898	39,830
	PERU		5,008	17,395
	SPAIN		1,090,421	3,459,629
	THAILAND		14,577	52,745
	SUGARS AND SUGAR CONFECTIONARY	TOTAL		39,776,186
1701111000	CANE SUGAR RAW N/FLAVOR/COLOR NESOI,ADDTL US NTE 5	KG	2,737,458	1,269,629
	DOMINICAN REPUBLIC		2,737,458	1,269,629
1701915400	CNE/BET SUG REF SOLID FLV/CLR,>10% SUGR,ADD NOTE 8	KG	17,500	33,250
	COLOMBIA		17,500	33,250
1701918000	CANE/BEET SUG REFINED SOLID CONTNG FLV/CLR NESOI	KG	86,931	117,437
	IRELAND		86,931	117,437
1701991000	CANE/BEET SUG/SUCROSE,SOLID,NESOI,ADDTL U S NOTE 5	KG	1,056,000	557,331
	MEXICO		1,056,000	557,331
1701995000	CANE/BEET SUG/SUCROSE REFINED NO FLAVR/COLOR NESOI	KG	28,780	21,200
	FRANCE		28,780	21,200
1702110000	LACTOSE & LACTOSE SYRUP, CNTN >99% LACTOSE BY WGHT	KG	869,545	1,187,469
	GERMANY		302,375	333,691
	NETHERLANDS		567,170	853,778
1702304040	GLUCOSE SYRUP < 20% FRUCTOSE, NESOI, QUOTA	KG	224,592	103,420
	MEXICO		224,592	103,420
1703105000	CANE MOLASSES, SUBJECT TO QUOTA, NESOI	L	56,878,021	7,431,210
	BRAZIL		26,510,565	3,463,740
	COSTA RICA		24,512,061	3,202,470
	GUADELOUPE		1,722,175	225,000
	VENEZUELA		4,133,220	540,000
1703905000	MOLASSES FROM EXTRACTION/REFINING OF SUGAR, NESOI	L	166,916,184	14,385,893
	DOMINICAN REPUBLIC		82,839,820	10,924,802
	EL SALVADOR		3,784,960	200,000
	FIJI		38,070,078	871,500
	GUATEMALA		5,493,261	238,950
	SAINT KITTS AND NEVIS		3,784,960	337,800
	VENEZUELA		32,943,105	1,812,841
1704100000	CHEWING GUM, WHETHER OR NOT SUGAR COATED	KG	1,393,965	3,202,486
	ARGENTINA		6,471	11,898
	BRAZIL		28,312	57,530
	CANADA		19,262	47,012
	CHILE		161,677	400,286
	COLOMBIA		841,002	2,002,627
	COSTA RICA		16,479	26,763
	DOMINICAN REPUBLIC		1,082	3,750
	MEXICO		280,987	596,534
	PERU		10,553	8,100
	SPAIN		1,915	4,374
	SWEDEN		284	5,032
	TRINIDAD AND TOBAGO		15,816	13,180
	TURKEY		10,125	25,400
1704901000	CANDIED NUTS READY FOR CONSUMPTION	KG	114,914	382,156
	COLOMBIA		31,826	46,795
	COSTA RICA		2,619	9,849
	MEXICO		29,149	33,902
	SPAIN		51,320	291,610
1704902500	COUGH DROPS	KG	234,633	384,846

TABLE - 2 IMPORTS INTO PUERTO RICO FROM FOREIGN COUNTRIES, BY COMMODITY AND COUNTRY OF ORIGIN
FISCAL YEAR 2003

COMM CODE	DESCRIPTION AND COUNTRY	UNIT	QUANTITY	VALUE - $
	COLOMBIA		232,685	377,970
	PANAMA		1,948	6,876
1704903520	CONFEC. FOR CONSMPTION, CONTN PEANUTS, RETAIL SALE	KG	229,192	485,637
	ARGENTINA		47,872	77,106
	BRAZIL		78,148	79,012
	COLOMBIA		2,550	3,037
	SPAIN		42,362	277,782
	TRINIDAD AND TOBAGO		58,260	48,700
1704903550	CONFECTION READY FOR CONSUMPTION,NESOI,RETAIL SALE	KG	3,845,584	7,858,699
	ARGENTINA		186,835	322,179
	BELGIUM		2,066	12,656
	BRAZIL		1,094,879	1,644,788
	CANADA		201,157	426,330
	CHILE		89,504	154,970
	CHINA,PEOPLE'S REP.(MAINLAND)		21,870	73,629
	COLOMBIA		982,644	1,277,563
	ECUADOR		64,145	175,493
	FRANCE		21,514	64,496
	GUATEMALA		21,450	30,881
	INDONESIA		207,601	875,366
	MEXICO		401,743	945,668
	NETHERLANDS		2,812	13,500
	PANAMA		30,364	55,370
	PERU		6,547	5,025
	SPAIN		479,611	1,755,185
	TRINIDAD AND TOBAGO		30,842	25,600
1704903590	CONFECTIONS READY FOR CONSUMPTION,NESOI,NOT RETAIL	KG	1,311,514	2,328,489
	BRAZIL		388,862	378,682
	COLOMBIA		312,888	346,125
	ECUADOR		284,767	553,369
	FRANCE		1,136	75,206
	KOREA,REP. OF (SOUTH KOREA)		3,819	21,938
	MEXICO		177,490	503,706
	SPAIN		142,552	449,463
1704909000	SUGR CONFECTNRY NT CNTG COCOA NT RETAIL SALE NESOI	KG	10,011	27,034
	CHINA,PEOPLE'S REP.(MAINLAND)		10,011	27,034
	COCOA AND COCOA PREPARATIONS	TOTAL	1,661,859	4,932,809
1803200000	COCOA PASTE, WHOLLY OR PARTLY DEFATTED	KG	3,032	5,846
	DOMINICAN REPUBLIC		3,032	5,846
1804000000	COCOA BUTTER, FAT AND OIL	KG	47,445	182,004
	DOMINICAN REPUBLIC		21,345	44,624
	SPAIN		26,100	137,380
1805000000	COCOA POWDER, NOT SWEETENED	KG	44,965	82,803
	DOMINICAN REPUBLIC		42,638	71,664
	ITALY		396	2,990
	SPAIN		1,368	5,667
	SWITZERLAND		563	2,482
1806101000	ADDTL NOTE 1 COCOA POWDR SWTN CNTN<65% SUGAR BY WT	KG	5,064	8,453
	SPAIN		5,064	8,453
1806103400	ADDTL NOTE 1 COCOA PWDR SWTN >65% <90% DRY WT SUGR	KG	17,418	30,980
	SPAIN		17,418	30,980
1806205000	CHOCOLATE BULK NESOI NOT CNTN BFAT/MLK SLDS, NESOI	KG	489,777	891,501
	BELGIUM		50,400	218,289
	DOMINICAN REPUBLIC		439,377	673,212
1806208300	COCOA PREP(DAIRY)BLK NESOI<65%SUGAR,ADTL NOTE4-CH4	KG	1,712	13,992
	ITALY		1,712	13,992
1806310041	CHOCO/COCOA PREP CONF BLK/BAR <=2KG FILLD, PEANUT	KG	10,644	21,577
	BRAZIL		4,881	7,984
	DOMINICAN REPUBLIC		2,651	6,990
	EL SALVADOR		3,112	6,603
1806310049	CHOCO/COCOA PREP CONFECT BLK/BAR <=2KG FILLD,NESOI	KG	159,296	770,812
	ARGENTINA		10,121	17,565
	BRAZIL		11,826	20,026
	ITALY		121,664	533,377
	MEXICO		11,908	178,100
	SPAIN		2,517	18,324

TABLE - 2 IMPORTS INTO PUERTO RICO FROM FOREIGN COUNTRIES, BY COMMODITY AND COUNTRY OF ORIGIN
FISCAL YEAR 2003

COMM CODE	DESCRIPTION AND COUNTRY	UNIT	QUANTITY	VALUE - $
	TURKEY		1,260	3,420
1806310080	CHOC/COCOA PREP NONCNTCTNRY BLK/BAR NTOV 2KG FILLD	KG	20,120	39,464
	BRAZIL		16,784	29,792
	EL SALVADOR		2,334	4,952
	ITALY		1,002	4,720
1806329000	CHOC/COCOA PREP BAR NOT OVER 2KG NESOI EXCPT FILLD	KG	359,976	1,347,873
	COLOMBIA		317,202	1,196,318
	DOMINICAN REPUBLIC		32,298	82,958
	MEXICO		4,097	35,328
	SWITZERLAND		6,379	33,269
1806905500	COCOA PEPS NESOI NT/BLK/RTL>10%SUGR ADDT NTE8-CH17	KG	45,395	92,343
	COLOMBIA		45,395	92,343
1806905900	COCOA PRPS NESOI NT BLK/RTL>10%SUGR ADD NOTE8-CH17	KG	20,085	40,230
	COLOMBIA		20,085	40,230
1806909011	COCOA PREPS,NESOI,NOT RETAIL,CONFECT,CONT PEANUTS	KG	6,678	5,724
	ARGENTINA		6,678	5,724
1806909019	COCOA PREPS, NESOI, NOT FOR RETAIL, CONFECTIONERY	KG	310,775	1,240,324
	BELGIUM		7,026	33,551
	BRAZIL		38,129	77,210
	CANADA		21,496	37,275
	CHILE		18,841	71,277
	COLOMBIA		68,457	198,834
	ECUADOR		4,433	17,178
	EL SALVADOR		1,035	2,483
	FRANCE		29,561	88,581
	GERMANY		2,419	29,272
	MEXICO		35,960	282,643
	SPAIN		27,258	212,179
	SWITZERLAND		626	7,114
	TURKEY		32,456	102,318
	UNITED KINGDOM OF GT BRITAIN		23,078	80,409
1806909090	COCOA PREPS, NESOI, NOT FOR RETAIL, NESOI	KG	119,477	158,883
	AUSTRIA		1,094	3,088
	CANADA		105,556	105,651
	COLOMBIA		1,112	8,294
	SPAIN		1,725	10,876
	TURKEY		9,990	30,974
	PREPARATIONS OF CEREALS, FLOUR, STARCH OR MILK; BAKERS WARES	TOTAL	17,130,499	39,530,076
1901208000	MIXES/DOUGH FOR PREP OF BAKERS WARES OF 1905 NESOI	KG	51,256	21,018
	CANADA		51,256	21,018
1901904300	MALTED MILK CONTAINING > 10 % MILK SOLIDS, NESOI	KG	19,959	51,546
	ARGENTINA		3,376	10,140
	ITALY		10,080	27,354
	MEXICO		6,503	14,052
1901907000	FOOD PREPS >5.5% BUTRFT NT PCKGD FR RETAIL, NESOI	KG	12,618	26,878
	ITALY		12,618	26,878
1901909095	FOOD PREPARATIONS OF FLOUR/STARCH/DAIRY ETC, NESOI	KG	809,974	1,627,225
	CHILE		51,217	81,710
	COLOMBIA		208,509	508,255
	DOMINICAN REPUBLIC		10,416	34,640
	ITALY		1,961	15,621
	MEXICO		334,278	696,521
	SPAIN		17,046	66,387
	VENEZUELA		186,547	224,091
1902112030	EGG PASTA, NOT COOKED, EU CTRY, OTHER	KG	47,288	31,046
	ITALY		27,027	22,646
	TURKEY		20,261	8,400
1902112090	EGG PASTA, NOT COOKED, OF A CTRY OTHER THAN EU.	KG	21,087	8,750
	TURKEY		21,087	8,750
1902192010	PASTA NO EGG,UNCKD,NT STFD/OTHR PREP, SBJT TO IPR	KG	90,927	58,671
	ITALY		22,972	15,180
	SPAIN		67,955	43,491
1902192020	PASTA NO EGG,UNCKD,NT STFD, SBJT TO REDUCD REFUND	KG	21,888	9,072
	GREECE		21,888	9,072
1902192030	PASTA NO EGG,UNCKD,NT STFD/OTHR PREP, OTHER	KG	363,180	215,548

TABLE - 2 IMPORTS INTO PUERTO RICO FROM FOREIGN COUNTRIES, BY COMMODITY AND COUNTRY OF ORIGIN
FISCAL YEAR 2003

COMM CODE	DESCRIPTION AND COUNTRY	UNIT	QUANTITY	VALUE - $
	GREECE		23,390	8,978
	ITALY		333,345	195,517
	SPAIN		6,445	11,053
1902192090	PASTA NO EGG,UNCKD,NT STFD/OTHR PREP, NT EU CTRY	KG	715,301	583,938
	COSTA RICA		566,659	492,967
	PHILIPPINES		23,537	29,160
	TURKEY		125,105	61,811
1902194000	PASTA NO EGG NESOI INCL SAUCE NT STUFF/OTHRWS PREP	KG	38,885	27,265
	MEXICO		38,885	27,265
1902200040	PASTA STUFFED, FROZEN, WHETHER OTHERWISE PREPARED	KG	955	3,966
	VENEZUELA		955	3,966
1904100040	PREP FOOD SWELLING/ROASTING CEREAL PRODUCT W/SUGAR	KG	2,670,926	12,962,904
	ARGENTINA		37,786	55,827
	BRAZIL		18,846	24,365
	CANADA		35,166	165,525
	DOMINICAN REPUBLIC		2,997	12,554
	GUATEMALA		895,635	6,567,875
	MEXICO		1,606,602	5,933,702
	TRINIDAD AND TOBAGO		61,414	130,611
	VENEZUELA		12,480	72,445
1904100080	PREP FOOD, SWELLING/ROASTING CEREAL PROD W/O SUGAR	KG	338,235	1,256,396
	ARGENTINA		24,462	32,019
	GUATEMALA		62,642	526,709
	MEXICO		143,826	462,781
	TRINIDAD AND TOBAGO		72,100	130,476
	VENEZUELA		35,205	104,411
1904900140	CEREAL NT CORN GRAIN FORM PRECOOK/OTHWS PREP NESOI	KG	1,292,694	3,095,962
	COLOMBIA		1,248,049	2,967,778
	SPAIN		8,638	37,630
	VENEZUELA		36,007	90,554
1905100000	CRISPBREAD	KG	50,897	122,682
	SPAIN		50,897	122,682
1905310029	SWEET BISCUITS, FROZEN, NESOI	KG	6,128	24,364
	ITALY		3,605	16,388
	SPAIN		2,523	7,976
1905310049	SWEET BISCUITS, NOT FROZEN, NESOI	KG	4,970,892	9,994,370
	ARGENTINA		56,858	103,813
	BELGIUM		64,878	248,583
	BHUTAN		21,692	59,010
	BRAZIL		78,384	91,063
	COLOMBIA		2,134,840	3,608,739
	COSTA RICA		85,432	133,273
	DENMARK		36,414	129,510
	DOMINICAN REPUBLIC		297,663	346,673
	ECUADOR		96,552	331,269
	FRANCE		263,583	1,166,641
	GREECE		7,053	27,698
	ITALY		523,482	1,888,337
	MEXICO		9,850	17,355
	NETHERLANDS		28,285	33,785
	PERU		12,537	27,400
	PORTUGAL		102,773	221,937
	SPAIN		253,491	376,441
	TURKEY		108,324	134,902
	UNITED KINGDOM OF GT BRITAIN		18,008	129,489
	VENEZUELA		770,793	918,452
1905320041	WAFFLES & WAFERS, NOT FROZEN, CONTAIN PEANUTS	KG	2,383	3,150
	BRAZIL		2,383	3,150
1905320049	WAFFLES AND WAFERS, NOT FROZEN, NESOI	KG	579,284	1,392,481
	AUSTRIA		3,785	10,678
	BELGIUM		10,530	16,471
	BHUTAN		12,153	33,060
	BRAZIL		129,398	183,483
	CHILE		6,738	16,208
	COLOMBIA		2,696	6,412
	DENMARK		86,929	245,146
	DOMINICAN REPUBLIC		45,749	68,815
	ECUADOR		2,686	10,363

TABLE - 2 IMPORTS INTO PUERTO RICO FROM FOREIGN COUNTRIES, BY COMMODITY AND COUNTRY OF ORIGIN
FISCAL YEAR 2003

COMM CODE	DESCRIPTION AND COUNTRY	UNIT	QUANTITY	VALUE - $
	GREECE		170,025	556,281
	PERU		66,221	138,587
	PORTUGAL		4,526	34,591
	SPAIN		15,374	19,298
	TURKEY		8,071	16,593
	VENEZUELA		14,403	36,495
1905400000	RUSKS, TOASTED BREAD AND SIMILAR PRODUCTS	KG	301,181	601,884
	ARGENTINA		2,273	3,480
	BRAZIL		30,325	67,421
	FRANCE		41,729	40,069
	GREECE		4,689	11,998
	SPAIN		213,968	469,064
	TURKEY		8,197	9,852
1905901041	PASTRY/CAKE/SWEET BAKED PRODUCTS, PUDDINGS, FROZEN	KG	411,485	681,387
	CANADA		142,158	182,634
	COSTA RICA		24,892	19,256
	FRANCE		210	3,852
	GERMANY		45,969	119,785
	GUATEMALA		180,990	317,554
	ITALY		426	3,007
	SPAIN		5,920	19,486
	TURKEY		10,920	15,813
1905901049	BREAD/BISCUITS/OTHER BAKED PRODUCTS, FROZEN	KG	556,456	991,532
	BRAZIL		23,419	72,118
	CANADA		25,004	42,874
	COSTA RICA		182,811	157,520
	EL SALVADOR		1,727	2,484
	FRANCE		17,995	42,431
	GERMANY		293,743	645,635
	SPAIN		11,757	28,470
1905901050	PASTRY/CAKES/PUDDINGS W/NT CONT CHOC/FRUIT/NUT ETC	KG	473,417	906,271
	ARGENTINA		26,228	51,276
	DENMARK		5,514	21,301
	ITALY		31,780	89,747
	MEXICO		127,249	213,481
	PORTUGAL		99,663	219,750
	SPAIN		156,869	266,600
	SWITZERLAND		2,084	10,556
	TURKEY		24,030	33,560
1905901070	BREAD, NESOI	KG	1,458,404	1,396,406
	COSTA RICA		1,361,974	1,189,994
	ITALY		28,370	101,988
	SPAIN		68,060	104,424
1905901090	BISCUITS/OTHER SIMILAR BAKED PRODUCTS, NESOI	KG	1,266,752	1,934,881
	BHUTAN		6,455	17,560
	BRAZIL		13,842	30,998
	CANADA		4,778	4,839
	CHILE		31,104	67,040
	COLOMBIA		12,547	20,265
	DENMARK		341,078	774,053
	ECUADOR		8,007	16,099
	GERMANY		13,088	68,720
	ITALY		12,474	32,066
	MEXICO		69,788	89,695
	PERU		15,672	33,390
	PORTUGAL		15,950	41,883
	SPAIN		223,810	203,375
	SWITZERLAND		650	4,556
	VENEZUELA		497,509	530,342
1905909030	CORN CHIPS AND SIMILAR CRISP SAVORY SNACK FOODS	KG	558,047	1,500,483
	COLOMBIA		356,183	743,797
	DOMINICAN REPUBLIC		82,727	325,055
	TRINIDAD AND TOBAGO		108,456	380,814
	VENEZUELA		10,681	50,817
	PREPARATIONS OF VEGETABLES, FRUIT, NUTS, OR OTHER PARTS OF PLANTS	TOTAL		63,761,928

TABLE - 2 IMPORTS INTO PUERTO RICO FROM FOREIGN COUNTRIES, BY COMMODITY AND COUNTRY OF ORIGIN
FISCAL YEAR 2003

COMM CODE	DESCRIPTION AND COUNTRY	UNIT	QUANTITY	VALUE - $
2001901000	CAPERS PREP/PRES VINEGAR/ACETIC ACID CNTR OV 3.4KG	KG	4,830	22,641
	SPAIN		4,830	22,641
2001902000	CAPERS PREP/PRES VINEGAR/ACETIC ACID CNTR 3.4KG/<	KG	30,363	153,682
	SPAIN		30,363	153,682
2001903000	BEANS, PREP OR PRESERVED BY VINEGAR OR ACETIC ACID	KG	66,122	47,863
	CANADA		66,122	47,863
2001903500	PIMIENTOS, PREPARD/PRESERVD BY VINEGAR/ACETIC ACID	KG	80,686	89,768
	SPAIN		80,686	89,768
2001903800	VEGETABLES NESOI, PREP/PRES BY VINEGAR/ACETIC ACID	KG	358,190	687,338
	ARGENTINA		2,048	3,810
	PERU		53,985	42,613
	SPAIN		302,157	640,915
2001906000	FRUIT NUT EDBL PLNT PRTS NESOI PRP/PRS VINEGAR/ETC	KG	12,663	31,400
	DOMINICAN REPUBLIC		12,663	31,400
2002100080	TOMATOES PREP/PRES IN CNTRS 1.4KG OR MORE, NESOI	KG	19,107	13,983
	SPAIN		19,107	13,983
2002908010	TOMATO PASTE IN CONTAINERS HOLDING LESS THAN 1.4KG	KG	574,267	333,905
	BRAZIL		482,775	269,590
	CHILE		91,492	64,315
2002908020	TOMATO PASTE, IN CONTAINERS HOLDING 1.4 KG OR MORE	KG	114,155	87,330
	CHILE		114,155	87,330
2002908030	TOMATO PUREE IN CONTAINERS HOLDNG LESS THAN 1.4 KG	KG	5,154	3,220
	ITALY		5,154	3,220
2002908050	TOMATOES NESOI PREP/PRES EX BY VINEGAR/ACETIC ACID	KG	47,037	32,698
	DOMINICAN REPUBLIC		43,546	29,000
	ITALY		3,491	3,698
2003100127	MUSHROOM WHOLE/BUTTON PREP/PRES NESOI CTR NOV 255G	KG	8,100	5,625
	SPAIN		8,100	5,625
2003100131	MUSHROOMS SLICED PREP/PRES NESOI CNTR NOT OV 225 G	KG	24,511	20,388
	SPAIN		24,511	20,388
2003100143	MUSHROOMS WHOLE/BUTTON PREP/PRES NESOI CTR OV 225G	KG	6,494	7,401
	SPAIN		6,494	7,401
2003100147	MUSHROOMS SLICED PREP/PRES NESOI, CNTRS OVER 225 G	KG	31,784	41,238
	CHINA (TAIWAN)		11,465	26,100
	SPAIN		20,319	15,138
2003100153	MUSHROOMS NESOI, PREP/PRES NESOI, CNTRS OVER 225 G	KG	90,147	129,585
	CHINA (TAIWAN)		21,875	33,105
	COLOMBIA		10,630	17,640
	NETHERLANDS		51,918	74,610
	SPAIN		5,724	4,230
2004108020	POTATOES, FRENCH FRIED, FROZEN	KG	31,075,624	16,030,987
	BELGIUM		391,341	171,475
	CANADA		27,895,288	14,374,631
	NETHERLANDS		2,788,995	1,484,881
2004108040	POTATOES (EX FRENCH FRIES) PREP/PRES NESOI, FROZEN	KG	1,595,123	882,903
	CANADA		1,531,522	855,794
	NETHERLANDS		63,601	27,109
2004908560	PEAS, PREPARED OR PRESERVED NESOI, FROZEN	KG	42,240	53,430
	PERU		42,240	53,430
2004908580	VEGETABLES INCL MIXTURES NESOI PREP/PRES NESOI FRZ	KG	20,604	34,530
	DOMINICAN REPUBLIC		20,604	34,530
2005200020	POTATO CHIPS, PREPARED OR PRESRVD, NOT FROZEN	KG	36,033	125,738
	DOMINICAN REPUBLIC		36,033	125,738
2005200070	POTATOES NESOI, PREPRD OR PRESRVD NESOI, NOT FROZN	KG	21,760	31,740
	ARGENTINA		1,718	2,226
	CANADA		17,923	21,351
	COSTA RICA		647	6,048
	SPAIN		1,472	2,115
2005400000	PEAS (PISUM SATIVUM) PREP/PRES NESOI, NOT FROZEN	KG	1,726,723	1,265,739
	CANADA		97,822	71,401
	DOMINICAN REPUBLIC		20,615	31,616
	ECUADOR		1,253,755	902,290
	ITALY		2,795	2,125
	PERU		221,100	171,827
	SPAIN		130,636	86,480
2005514020	BEANS (EX BLACK-EYE COWPEAS) SHELLED, DRIED CANNED	KG	5,476,389	4,312,955
	CANADA		7,403	5,264
	DOMINICAN REPUBLIC		5,405,201	4,263,136

TABLE - 2 IMPORTS INTO PUERTO RICO FROM FOREIGN COUNTRIES, BY COMMODITY AND COUNTRY OF ORIGIN
FISCAL YEAR 2003

COMM CODE	DESCRIPTION AND COUNTRY	UNIT	QUANTITY	VALUE - $
	ITALY		44,345	31,605
	SPAIN		19,440	12,950
2005514040	BEANS NESOI, SHELLED, PREP/PRES NESOI, NOT FROZEN	KG	265,284	184,997
	CANADA		237,433	149,326
	COSTA RICA		16,762	21,194
	ITALY		8,996	6,840
	SPAIN		2,093	7,637
2005590000	BEANS, NOT SHELLED, PREP/PRES NESOI, NOT FROZEN	KG	1,676	2,184
	SPAIN		1,676	2,184
2005600000	ASPARAGUS, PREPARED OR PRESERVED NESOI, NOT FROZEN	KG	22,877	68,864
	SPAIN		22,877	68,864
2005701200	OLIVE, GREEN, NOT PITTED, IN SALINE, NESOI, NT FRZ	KG	125,179	267,081
	SPAIN		125,179	267,081
2005702520	OLIVE GREEN WHOLE STUFFED CTR OVER 8 KG, IN SALINE	KG	45,782	79,338
	SPAIN		45,782	79,338
2005702540	OLIVE GREEN WHOLE PITTD CNTR LESS THAN 8 KG SALINE	KG	110,108	179,091
	SPAIN		110,108	179,091
2005702550	OLIVE GREEN WHOLE STUFFD CNTR LESS THAN 8KG SALINE	KG	776,089	1,536,764
	SPAIN		776,089	1,536,764
2005702560	OLIVE GREEN BROKEN/SLICD/SALAD LESS THAN 8KG SALIN	KG	666,623	1,255,228
	SPAIN		666,623	1,255,228
2005705030	OLIVE NT GREEN NT PITTD, CANNED OV .3KG, IN SALINE	KG	4,406	13,832
	SPAIN		4,406	13,832
2005706030	OLIVE NT GREEN WHOLE PITTED CANNED .3 KG <, SALINE	KG	4,487	13,905
	SPAIN		4,487	13,905
2005706050	OLIVES NOT GREEN, SLICED CANNED IN SALINE SOLUTION	KG	63,468	86,021
	SPAIN		63,468	86,021
2005707500	OLIVES NOT GREEN, NOT CANNED, IN SALINE, NESOI	KG	10,075	19,368
	SPAIN		10,075	19,368
2005800000	SWEET CORN, PREPARED/PRESERVED NESOI, NOT FROZEN	KG	350,070	194,771
	CANADA		143,746	96,447
	THAILAND		206,324	98,324
2005901000	CARROTS, PREP/PRES NESOI, NT FROZ, IN AIRTIGHT CTR	KG	41,623	30,748
	CANADA		41,623	30,748
2005905020	PIMENTOS(CAPSICUM ETC)PREP/PRES NESOI CTR NOV 227G	KG	1,263,488	1,209,420
	SPAIN		1,263,488	1,209,420
2005905040	PIMENTOS(CAPSICUM ETC)PREP/PRES NESOI CTRS OV 227G	KG	1,986,605	1,731,731
	SPAIN		1,960,669	1,699,925
	TURKEY		25,936	31,806
2005908000	ARTICHOKES, PREPARED/PRESERVED NESOI, NOT FROZEN	KG	4,699	10,619
	SPAIN		4,699	10,619
2005908500	CHICKPEAS (GARBANZOS) PREP/PRES NESOI, NOT FROZEN	KG	381,871	296,675
	CANADA		50,947	33,013
	DOMINICAN REPUBLIC		320,049	256,417
	ITALY		10,875	7,245
2005909700	VEGETBLES INC MIXTURES NESOI PREP/PRES NESOI NT FZ	KG	6,368,164	5,108,355
	CANADA		591,722	430,599
	COSTA RICA		19,257	26,232
	ECUADOR		3,136,109	2,361,172
	ITALY		6,819	5,185
	PERU		2,209,156	1,625,830
	SPAIN		402,924	655,977
	TURKEY		2,177	3,360
2006005000	MIXTURES OF FRUIT, NUTS & PLANT PRTS PRES BY SUGAR	KG	152,353	144,152
	DOMINICAN REPUBLIC		6,080	9,085
	MEXICO		10,931	12,535
	SPAIN		135,342	122,532
2006006000	CITRUS FRUIT; FRUIT PEEL INC CITRUS, PRES BY SUGAR	KG	8,922	8,021
	DOMINICAN REPUBLIC		8,922	8,021
2006007000	FRUIT AND NUTS, NESOI, PRESERVED BY SUGAR	KG	26,541	18,784
	DOMINICAN REPUBLIC		8,175	8,779
	SOUTH AFRICA,REP.OF		18,366	10,005
2006009000	PARTS OF PLANTS, EDIBLE, PRESERVED BY SUGAR	KG	7,085	13,616
	DOMINICAN REPUBLIC		5,860	4,644
	ITALY		1,225	8,972
2007100000	HOMOGENIZED PREPARATNS OF FRUIT (SUBHEADNG NOTE 2)	KG	787,902	1,563,724
	COSTA RICA		777,802	1,504,958
	ITALY		10,100	58,766

TABLE - 2 IMPORTS INTO PUERTO RICO FROM FOREIGN COUNTRIES, BY COMMODITY AND COUNTRY OF ORIGIN
FISCAL YEAR 2003

COMM CODE	DESCRIPTION AND COUNTRY	UNIT	QUANTITY	VALUE - $
2007914000	ORANGE MARMALADE	KG	68,376	75,259
	DENMARK		1,410	3,323
	DOMINICAN REPUBLIC		66,966	71,936
2007990500	LINGONBERRY AND RASPBERRY JAMS	KG	3,192	6,439
	DENMARK		1,411	3,323
	SPAIN		1,781	3,116
2007991000	STRAWBERRY JAMS	KG	32,533	61,441
	AUSTRIA		855	2,646
	DENMARK		1,410	3,323
	DOMINICAN REPUBLIC		9,111	10,541
	POLAND		11,200	20,752
	SPAIN		1,781	3,116
	SWITZERLAND		3,862	15,015
	TURKEY		4,314	6,048
2007992000	APRICOT JAMS	KG	4,007	12,972
	AUSTRIA		901	2,790
	SWITZERLAND		3,106	10,182
2007992500	CHERRY JAMS	KG	13,598	21,404
	POLAND		12,160	19,388
	TURKEY		1,438	2,016
2007993000	GUAVA JAMS	KG	340,220	272,400
	BRAZIL		117,861	87,183
	COSTA RICA		196,022	157,859
	DOMINICAN REPUBLIC		8,669	10,909
	PANAMA		15,512	13,425
	TURKEY		2,156	3,024
2007994000	PINEAPPLE JAMS	KG	73,765	108,523
	COSTA RICA		12,895	10,094
	DOMINICAN REPUBLIC		6,562	7,355
	POLAND		45,338	77,961
	SPAIN		1,781	3,033
	TURKEY		7,189	10,080
2007994500	JAMS, NESOI	KG	19,072	25,354
	COSTA RICA		8,869	7,523
	DOMINICAN REPUBLIC		5,702	9,095
	SWITZERLAND		2,344	5,712
	TURKEY		2,157	3,024
2007995010	GUAVA PASTES AND PUREE, COOKED PREP WTHR/NOT SWTND	KG	651,309	543,509
	BRAZIL		457,586	406,381
	COLOMBIA		47,436	28,042
	DOMINICAN REPUBLIC		43,018	35,569
	ECUADOR		103,269	73,517
2007995020	MANGO PASTES AND PUREE, COOKED PREP WHTR/NOT SWTND	KG	689,962	496,213
	DOMINICAN REPUBLIC		688,035	487,429
	FRANCE		1,327	5,856
	SWITZERLAND		600	2,928
2007996500	FRUIT OR NUT PASTES AND PUREE NESOI, COOKED W/N SW	KG	2,293	11,430
	FRANCE		1,823	8,508
	ITALY		470	2,922
2007997500	FRUIT JELLIES OTHER CURRANT OR BERRY	KG	159,452	213,377
	COSTA RICA		15,302	11,745
	DOMINICAN REPUBLIC		74,038	78,790
	POLAND		69,418	119,839
	SWITZERLAND		694	3,003
2008191500	COCONUTS, PREPARED OR PRESERVED NESOI	KG	464,720	503,123
	DOMINICAN REPUBLIC		308,148	340,095
	PHILIPPINES		144,572	130,340
	SRI LANKA		12,000	32,688
2008194000	ALMONDS, PREPARED OR PRESERVED NESOI	KG	970	7,207
	SPAIN		970	7,207
2008199090	NUTS & OTH SEEDS NESOI PREPARED OR PRESERVED NESOI	KG	930	12,059
	ITALY		930	12,059
2008200010	PINEAPPLES PREPARED/PRESERVD CNTNG CANE/BEET SUGAR	KG	234,620	135,487
	CHINA,PEOPLE'S REP.(MAINLAND)		70,649	35,852
	INDONESIA		56,609	38,239
	SINGAPORE		17,146	14,756
	SOUTH AFRICA,REP.OF		54,410	30,041
	VIETNAM		35,806	16,599

TABLE - 2 IMPORTS INTO PUERTO RICO FROM FOREIGN COUNTRIES, BY COMMODITY AND COUNTRY OF ORIGIN
FISCAL YEAR 2003

COMM CODE	DESCRIPTION AND COUNTRY	UNIT	QUANTITY	VALUE - $
2008200090	PINEAPPLES, PREPARED OR PRESERVED, NESOI	KG	418,245	270,387
	CHINA,PEOPLE'S REP.(MAINLAND)		69,990	36,649
	INDONESIA		84,980	45,113
	MEXICO		8,350	9,485
	PHILIPPINES		78,429	62,987
	SOUTH AFRICA,REP.OF		36,728	21,017
	THAILAND		139,768	95,136
2008301000	PEEL OF ORANGES, MANDARINS, ETC, PREP/PRES NESOI	KG	26,797	17,680
	SPAIN		26,797	17,680
2008303700	CITRUS FRUIT PULP, PREPARED OR PRESERVED NESOI	KG	52,388	47,780
	DOMINICAN REPUBLIC		9,182	9,200
	PERU		43,206	38,580
2008304000	ORANGES, PREPARED OR PRESERVED NESOI	KG	43,656	46,413
	DOMINICAN REPUBLIC		40,115	42,271
	MEXICO		3,541	4,142
2008304600	MANDARINS, SATSUMAS, IN AIRTIGHT CONTAINERS, NESOI	KG	140,929	81,076
	CHINA,PEOPLE'S REP.(MAINLAND)		118,949	65,595
	SPAIN		21,980	15,481
2008304800	MANDARINS INCL TANGERINES PREPARED/PRESERVED NESOI	KG	28,509	28,761
	SPAIN		26,009	24,128
	THAILAND		2,500	4,633
2008306600	LIMES (CITRUS AURANTIFOLIA&LATIFOLIA) PRPARD/PRESV	KG	1,347	2,317
	THAILAND		1,347	2,317
2008307000	GRAPEFRUIT, PREPARED OR PRESERVED NESOI	KG	2,185	2,553
	MEXICO		2,185	2,553
2008400020	PEARS, PREP/PRES NESOI, IN CNTRS LESS THAN 1.4 KG	KG	43,798	40,939
	SOUTH AFRICA,REP.OF		15,866	14,670
	SPAIN		27,932	26,269
2008400040	PEARS, PREP/PRES NESOI, IN CNTRS OF 1.4 KG OR MORE	KG	115,622	75,250
	CHINA,PEOPLE'S REP.(MAINLAND)		54,000	27,000
	SOUTH AFRICA,REP.OF		55,098	43,450
	SPAIN		6,524	4,800
2008502000	APRICOT PULP, PREPARED OR PRESERVED NESOI	KG	78,991	64,797
	ARGENTINA		78,991	64,797
2008504000	APRICOTS, PREPARED OR PRESERVED NESOI	KG	4,953	3,203
	SOUTH AFRICA,REP.OF		4,953	3,203
2008701020	NECTARINES, PREP NESOI, IN CNTRS HOLDG UNDER 1.4KG	KG	3,624	8,089
	SPAIN		3,624	8,089
2008702020	PEACHES, PREP/PRES NESOI, CNTRS LESS THAN 1.4KG EA	KG	190,301	150,352
	SOUTH AFRICA,REP.OF		49,485	52,878
	SPAIN		140,816	97,474
2008702040	PEACHES, PREP/PRES NESOI, CNTRS 1.4KG OR MORE EACH	KG	195,974	119,180
	SOUTH AFRICA,REP.OF		25,806	13,932
	SPAIN		170,168	105,248
2008800000	STRAWBERRIES, PREPARED OR PRESERVED NESOI	KG	13,974	26,347
	THAILAND		13,974	26,347
2008921040	FRUIT/NUT/PLANT MXTRS CANNED NO APRICOT CITRUS ETC	KG	53,080	29,400
	THAILAND		53,080	29,400
2008929030	FRUIT MXTRS WITH PEACH/PEAR PACKD IN LIQ CAN <1.4K	KG	57,051	49,020
	CHINA,PEOPLE'S REP.(MAINLAND)		18,000	12,150
	SPAIN		39,051	36,870
2008929035	FRUIT MXTRS WITH PEACH/PEAR PACKD IN LIQ CAN >1.4K	KG	184,350	118,327
	CHINA,PEOPLE'S REP.(MAINLAND)		50,523	34,272
	GREECE		50,375	31,940
	SOUTH AFRICA,REP.OF		71,280	43,160
	SPAIN		12,172	8,955
2008929050	FRUIT MXTRS NESOI PACKD IN LIQUID IN AIRTIGHT CTNR	KG	4,946	4,340
	PHILIPPINES		4,946	4,340
2008929094	MIX OF FRUITS/NUTS/ETC NESOI OTHERWISE PREP/PRES	KG	95,066	90,649
	DOMINICAN REPUBLIC		20,820	16,983
	SOUTH AFRICA,REP.OF		73,364	71,474
	SPAIN		882	2,192
2008991300	BANANA PULP, PREPARED OR PRESERVED NESOI	KG	17,856	7,538
	COSTA RICA		17,856	7,538
2008991500	BANANAS EXCEPT PULP, PREPARED OR PRESERVED NESOI	KG	1,074,197	1,319,351
	COLOMBIA		231,279	313,441
	COSTA RICA		26,961	14,659
	DOMINICAN REPUBLIC		4,613	7,159

TABLE - 2 IMPORTS INTO PUERTO RICO FROM FOREIGN COUNTRIES, BY COMMODITY AND COUNTRY OF ORIGIN
FISCAL YEAR 2003

COMM CODE	DESCRIPTION AND COUNTRY	UNIT	QUANTITY	VALUE - $
	ECUADOR		662,847	768,419
	HONDURAS		148,497	215,673
2008992300	CASHEW APPLE MAMEYES COLORADOS ETC PREP/PRES NESOI	KG	57,335	63,165
	DOMINICAN REPUBLIC		57,335	63,165
2008993000	GUAVAS, PREPARED OR PRESERVED NESOI	KG	1,109,310	844,644
	BRAZIL		427,325	326,560
	COSTA RICA		172,266	138,828
	DOMINICAN REPUBLIC		498,931	369,206
	ECUADOR		10,788	10,050
2008994000	MANGOES, PREPARED OR PRESERVED NESOI	KG	12,025	13,816
	MEXICO		12,025	13,816
2008995000	PAPAYAS EXCEPT PULP, PREPARED OR PRESERVED NESOI	KG	381,419	381,498
	COSTA RICA		31,223	16,175
	DOMINICAN REPUBLIC		350,196	365,323
2008996500	CASSAVA (MANIOC), PREPARED OR PRESERVED, NESOI	KG	194,632	263,646
	COLOMBIA		131,290	208,603
	COSTA RICA		63,342	55,043
2008998000	FRUIT PULP NESOI, PREPARED OR PRESERVED NESOI	KG	301,765	290,936
	COSTA RICA		3,380	2,640
	DOMINICAN REPUBLIC		274,385	266,696
	PERU		24,000	21,600
2008999090	FRUIT NUTS & EDBLE PLANT PRTS PREPARD/PRESVD NESOI	KG	2,092,878	2,582,000
	COLOMBIA		392,002	542,251
	COSTA RICA		100,112	138,672
	DOMINICAN REPUBLIC		113,881	137,210
	ECUADOR		1,392,265	1,667,237
	HONDURAS		29,303	42,437
	INDONESIA		33,836	25,740
	PERU		13,789	17,453
	THAILAND		17,690	11,000
2009110040	ORANGE JUICE UNFERMNTD FROZEN CNTNRS .946-3.785L	L	201,113	49,467
	BRAZIL		104,929	25,183
	DOMINICAN REPUBLIC		96,184	24,284
2009110060	ORANGE JUICE UNFERMNTD FROZEN CNTRS OVER 3.785L	L	18,471,965	4,910,503
	BELIZE		3,278,994	786,628
	BRAZIL		3,226,755	730,857
	COSTA RICA		2,828,814	893,494
	DOMINICAN REPUBLIC		3,601,925	835,256
	GERMANY		3,000	6,697
	HONDURAS		3,349,962	853,537
	MEXICO		2,182,515	804,034
2009122500	ORANGE JUICE UNFERMNTD NOT FROZ NOT CONCENTRTD ETC	L	4,405	2,340
	DOMINICAN REPUBLIC		4,405	2,340
2009124500	ORANGE JUICE,UNFERMENTED,N/FROZEN,NESOI,<20 BRIX	L	1,841,462	705,794
	DOMINICAN REPUBLIC		1,728,436	661,105
	HONDURAS		102,874	26,387
	MEXICO		10,152	18,302
2009190000	ORANGE JUICE, UNFERMENTED, NESOI	L	38,011	32,463
	DOMINICAN REPUBLIC		38,011	32,463
2009214020	GRAPEFRUIT JUICE, <20 BRIX VALUE , NESOI, FROZEN	L	728,399	185,459
	DOMINICAN REPUBLIC		527,671	122,203
	MEXICO		200,728	63,256
2009311040	LIME JUICE,<20 BRIX,NOT FOR BEVERAGES CONCENTRD	KG	2,500	6,901
	DOMINICAN REPUBLIC		2,500	6,901
2009312040	LIME JUICE,<20 BRIX VALUE, NESOI, CONCENTRATED	L	6,202	9,440
	DOMINICAN REPUBLIC		6,202	9,440
2009314000	CITRUS JUICE SINGLE FRUIT UNFERMNTD NESOI NT CNCND	L	3,673	2,925
	DOMINICAN REPUBLIC		3,673	2,925
2009316020	LEMON JUICE, <20 BRIX VALUE, CONCENTRATED, FROZEN	L	46,596	17,488
	COLOMBIA		8,175	10,560
	DOMINICAN REPUBLIC		38,421	6,928
2009316060	CITRUS JUICE SINGLE FRUIT,<20 BRIX,NESOI CNCNTRTD	L	2,448	5,300
	DOMINICAN REPUBLIC		2,448	5,300
2009396040	LEMON JUICE, NESOI, NOT FROZEN	L	7,495	3,769
	ITALY		7,495	3,769
2009396060	CITRUS JUICE, SINGLE FRUIT. UNFERMNTD, NESOI	L	1,284,245	360,322
	BRAZIL		97,749	23,559
	MEXICO		1,186,496	336,763

TABLE - 2 IMPORTS INTO PUERTO RICO FROM FOREIGN COUNTRIES, BY COMMODITY AND COUNTRY OF ORIGIN
FISCAL YEAR 2003

COMM CODE	DESCRIPTION AND COUNTRY	UNIT	QUANTITY	VALUE - $
2009412000	PINEAPPLE JUICE,BRIX VALUE <20, N/CNCNTRD,<3.5 CN	L	41,964	62,201
	DOMINICAN REPUBLIC		9,466	8,793
	GUATEMALA		4,162	2,091
	PHILIPPINES		28,336	51,317
2009414020	PINEAPPLE JUICE, <20 BRIX VALUE, NESOI, FROZEN	L	1,051,260	288,102
	BRAZIL		1,051,260	288,102
2009414040	PINEAPPLE JUICE,<20 BRIX VALUE, NESOI, NOT FROZEN	L	4,894,078	1,136,633
	BRAZIL		1,665,736	436,347
	DOMINICAN REPUBLIC		172,988	78,536
	ECUADOR		87,512	33,750
	MEXICO		157,584	119,364
	PANAMA		84,633	37,121
	PHILIPPINES		2,723,207	428,823
	SPAIN		2,418	2,692
2009492000	PINEAPPLE JUICE,NESOI, NOT CNCNTRD OR<3.5 CNCNTRN	L	40,304	2,880
	DOMINICAN REPUBLIC		40,304	2,880
2009494020	PINEAPPLE JUICE, UNFERMENTED, NESOI, FROZEN	L	348,599	104,761
	COLOMBIA		2,271	2,800
	ECUADOR		87,512	33,750
	THAILAND		258,816	68,211
2009494040	PINEAPPLE JUICE, UNFERMENTED, NESOI, NOT FROZEN	L	325,609	79,964
	DOMINICAN REPUBLIC		1,559	3,438
	PHILIPPINES		324,050	76,526
2009610020	GRAPE JUICE & MUST, UNFERMENTED, NOT CONCENTRATED	L	251,316	226,213
	DOMINICAN REPUBLIC		135,971	91,049
	MEXICO		58,014	117,477
	SPAIN		57,331	17,687
2009610040	GRAPE JUICE & MUST,<20 BRIX, CONCENTRATED FROZEN	L	437,336	234,240
	BRAZIL		437,336	234,240
2009610060	GRAPE JUICE & MUST,<20 BRIX, CONCENTRTD NOT FROZEN	L	1,029,045	455,466
	ARGENTINA		525,302	173,720
	BRAZIL		110,800	57,506
	CHILE		60,444	18,420
	DOMINICAN REPUBLIC		5,713	14,350
	ITALY		235,798	129,595
	MEXICO		33,656	41,423
	SPAIN		57,332	20,452
2009690040	GRAPE JUICE & MUST,NESOI, FROZEN	L	2,573,933	576,025
	ARGENTINA		1,753,987	245,263
	BRAZIL		764,811	278,250
	CHILE		55,135	52,512
2009690060	GRAPE JUICE & MUST, NESOI, NOT FROZEN	L	1,346,103	421,724
	ARGENTINA		796,211	169,365
	CHILE		62,084	13,215
	DOMINICAN REPUBLIC		41,437	43,532
	ITALY		258,984	126,306
	MEXICO		187,387	69,306
2009710010	APPLE JUICE,<20 BRIX VALUE, NOT CONCENTRATED	L	223,386	193,010
	DOMINICAN REPUBLIC		21,126	17,700
	MEXICO		33,352	60,280
	SPAIN		168,908	115,030
2009710020	APPLE JUICE, <20 BRIX VALUE, CONCENTRATED, FROZEN	L	245,220	51,166
	BRAZIL		187,805	27,300
	CHINA,PEOPLE'S REP.(MAINLAND)		57,415	23,866
2009710090	APPLE JUICE <20 BRIX VALUE,CONCENTRATED,NOT FROZEN	L	2,938	2,070
	DOMINICAN REPUBLIC		2,938	2,070
2009790010	APPLE JUICE, UNFERMENTED, CONCENTRATED, FROZEN	L	882,822	147,866
	BRAZIL		578,137	81,900
	CHINA,PEOPLE'S REP.(MAINLAND)		304,685	65,966
2009790020	APPLE JUICE, UNFERMENTED, CONCENTRATED, NOT FROZEN	L	67,637	58,238
	DOMINICAN REPUBLIC		31,797	20,160
	MEXICO		16,940	20,922
	SPAIN		18,900	17,156
2009802000	PEAR JUICE, UNFERMENTED	L	585,065	351,461
	ARGENTINA		206,615	58,812
	CHILE		146,426	49,260
	MEXICO		218,028	232,527
	SOUTH AFRICA,REP.OF		13,996	10,862

TABLE - 2 IMPORTS INTO PUERTO RICO FROM FOREIGN COUNTRIES, BY COMMODITY AND COUNTRY OF ORIGIN
FISCAL YEAR 2003

COMM CODE	DESCRIPTION AND COUNTRY	UNIT	QUANTITY	VALUE - $
2009806090	JUICE OF ANY OTHER SINGLE FRUIT UNFERMENTED, NESOI	L	6,459,886	3,781,013
	ARGENTINA		50,044	15,019
	BRAZIL		2,476,785	1,478,419
	CHILE		405,891	173,270
	COLOMBIA		227,905	308,077
	DOMINICAN REPUBLIC		22,727	16,500
	ECUADOR		272,390	193,240
	FRANCE		11,025	3,454
	GUATEMALA		8,323	4,014
	MEXICO		1,881,466	694,181
	PERU		797,930	789,998
	PHILIPPINES		83,278	37,723
	THAILAND		222,122	67,118
2009902000	MIXTURES OF VEGETABLE JUICES, UNFERMENTED	L	6,644	4,884
	DOMINICAN REPUBLIC		6,644	4,884
2009904000	MIXTURES OF FRUIT JUICES, UNFERMENTED	L	1,211,125	1,258,813
	DOMINICAN REPUBLIC		125,847	137,097
	GUATEMALA		72,777	62,821
	MEXICO		969,001	1,001,321
	PHILIPPINES		43,500	57,574
	MISCELLANEOUS EDIBLE PREPARATIONS	TOTAL	15,963,826	19,399,375
2101112126	INSTANT COFFEE, N/FLAVORED N/DECAF FOR RETAIL SALE	KG	194,975	1,243,069
	COLOMBIA		61,682	183,389
	MEXICO		126,153	960,935
	SPAIN		7,140	98,745
2101112131	INSTANT COFFEE, N/FLAVORED, DECAF, FOR RETAIL SALE	KG	162,755	1,327,048
	COLOMBIA		11,755	133,410
	MEXICO		145,209	1,106,428
	SPAIN		5,791	87,210
2101125800	PREPS BASIS COFFEE EXTRACT, CONTN>10% SUGAR, NESOI	KG	36,050	43,044
	MEXICO		36,050	43,044
2101205800	PREP BASE TEA/MATE ETC, CONTAIN >10% SUGAR, NESOI	KG	6,960	15,872
	POLAND		6,960	15,872
2102100000	YEASTS, ACTIVE	KG	552,651	1,471,945
	CANADA		77,850	219,360
	ITALY		290	6,438
	MEXICO		474,511	1,246,147
2102300000	BAKING POWDERS, PREPARED	KG	15,475	54,284
	MEXICO		15,360	52,196
	SOUTH AFRICA,REP.OF		115	2,088
2103100000	SOY SAUCE	KG	17,850	17,752
	HONG KONG		17,850	17,752
2103202000	TOMATO KETCHUP	KG	125,574	65,429
	CHINA,PEOPLE'S REP.(MAINLAND)		125,574	65,429
2103204020	TOMATO SAUCES NESOI IN CONTAINERS LESS THAN 1.4 KG	KG	8,054,920	4,966,908
	CANADA		7,344	20,160
	DOMINICAN REPUBLIC		8,047,576	4,946,748
2103204040	TOMATO SAUCES NESOI CONTNRS HOLDING 1.4 KG OR MORE	KG	91,540	33,685
	DOMINICAN REPUBLIC		46,540	29,000
	MEXICO		45,000	4,685
2103908000	MIXED CONDIMENTS/SEASONINGS, NESOI	KG	168,685	262,642
	COSTA RICA		1,207	4,346
	DOMINICAN REPUBLIC		40,333	37,913
	MEXICO		125,586	213,639
	SWITZERLAND		1,559	6,744
2103909051	TOMATO-BASED PREPR FOR SAUCES,CONTAINER <1.4KG	KG	19,507	7,616
	ITALY		19,507	7,616
2103909059	TOMATO-BASED PREPARATIONS FOR SAUCES,NESOI	KG	113,223	65,113
	COLOMBIA		7,627	10,388
	ITALY		105,596	54,725
2103909091	OTHER SAUCES AND PREPARATIONS, NESOI	KG	89,444	146,260
	CANADA		7,344	20,160
	COSTA RICA		49,922	87,078
	MEXICO		25,418	23,234
	SPAIN		4,407	4,331
	SWITZERLAND		2,353	11,457

TABLE - 2 IMPORTS INTO PUERTO RICO FROM FOREIGN COUNTRIES, BY COMMODITY AND COUNTRY OF ORIGIN
FISCAL YEAR 2003

COMM CODE	DESCRIPTION AND COUNTRY	UNIT	QUANTITY	VALUE - $
2104100020	SOUPS, BROTHS AND PREPARATIONS THEREOF, DRIED	KG	195,031	432,255
	DOMINICAN REPUBLIC		148,175	274,223
	GERMANY		500	3,167
	GUATEMALA		24,364	35,145
	SWITZERLAND		17,462	81,127
	VENEZUELA		4,530	38,593
2104100060	SOUPS, BROTHS & PREPS THEREOF, NESOI, EX DRIED	KG	134,386	341,425
	CANADA		13,880	11,664
	DOMINICAN REPUBLIC		65,935	189,762
	ITALY		10,880	12,361
	SPAIN		43,691	127,638
2105001000	ICE CREAM, SEE ADDTL U. S. NOTE 5 TO THIS CHAPTER	KG	33,481	68,744
	CANADA		11,721	36,783
	CHILE		21,760	31,961
2105005000	EDIBLE ICE EXCEPT ICE CREAM, NESOI	KG	31,859	72,039
	CANADA		4,829	20,474
	DOMINICAN REPUBLIC		27,030	51,565
2106100000	PROTEIN CONCENTRATES & TEXTURED PROTEIN SUBSTANCES	KG	179,149	86,814
	BRAZIL		179,149	86,814
2106905830	FOOD PREP OF GELATIN, FOR RETAIL CONT SUGAR	KG	65,550	170,664
	DOMINICAN REPUBLIC		65,550	170,664
2106905850	FOOD PREP OF GELATIN, FOR RETAIL NOT CONT SUGAR	KG	19,584	16,800
	COSTA RICA		19,584	16,800
2106908200	FOOD PREPS NESOI, >10% MILK SOLIDS, NESOI	KG	1,481	6,639
	SWITZERLAND		1,481	6,639
2106909100	FOOD PREP,CONTNG 10% OR < MILK,BLEND SYRUP,NESOI	KG	193	5,190
	ITALY		193	5,190
2106909972	PREPS FOR MFG BEVERAGE, NESOI, CONTAINING SUGAR	KG	4,222,974	6,756,563
	CANADA		116,488	97,408
	DOMINICAN REPUBLIC		4,091,712	6,640,234
	MEXICO		14,774	18,921
2106909973	PREPARATIONS FOR MANUFACTURE OF BEVERAGES NESOI	KG	11,796	21,142
	DOMINICAN REPUBLIC		11,380	13,860
	ITALY		416	7,282
2106909980	CREAM OR MILK SUBSTITUTES, NESOI	KG	1,019	8,027
	ITALY		1,019	8,027
2106909987	HERBAL TEAS/INFUSIONS OF MIXED HERBS, NESOI	KG	458	10,002
	INDIA		458	10,002
2106909990	FOOD PREPARATIONS, NESOI, CANNED	KG	958,711	1,071,395
	CHINA,PEOPLE'S REP.(MAINLAND)		16,923	10,464
	DOMINICAN REPUBLIC		861,776	989,931
	MALAYSIA		45,100	48,600
	THAILAND		34,912	22,400
2106909995	FOOD PREPARATIONS, NESOI, FROZEN	KG	18,115	46,500
	COSTA RICA		17,181	43,072
	SPAIN		934	3,428
2106909997	FOOD PREPS NESOI CNTG SUGAR OF CANE/BEETS NT CN/FZ	KG	16,329	27,280
	DOMINICAN REPUBLIC		16,329	27,280
2106909998	FOOD PREPARATIONS NESOI, NOT CANNED OR FROZEN	KG	424,101	537,229
	ARGENTINA		4,936	7,553
	CANADA		38,958	31,846
	DOMINICAN REPUBLIC		16,329	20,800
	FRANCE		2,761	11,307
	ITALY		12,259	26,420
	MEXICO		69,404	213,616
	NETHERLANDS		6,989	37,884
	PHILIPPINES		17,428	23,924
	THAILAND		255,037	163,879
	BEVERAGES, SPIRITS AND VINEGAR	TOTAL		135,824,737
2201100000	WATER, MINERAL & AERATED NATRL/ARTFCL NT SWTN/FLAV	L	5,106,701	2,509,036
	AUSTRIA		10,191	11,816
	BELGIUM		46,416	13,844
	CANADA		2,403,408	844,855
	FRANCE		2,230,915	1,416,076
	GERMANY		22,176	8,417
	ITALY		218,439	154,761

TABLE - 2 IMPORTS INTO PUERTO RICO FROM FOREIGN COUNTRIES, BY COMMODITY AND COUNTRY OF ORIGIN
FISCAL YEAR 2003

COMM CODE	DESCRIPTION AND COUNTRY	UNIT	QUANTITY	VALUE - $
	SPAIN		175,156	59,267
2201900000	WATERS NOT SWEETND OR FLAVORED NESOI; ICE AND SNOW	T	938	160,025
	CANADA		100	12,500
	CHINA,PEOPLE'S REP.(MAINLAND)		1	3,168
	SPAIN		837	144,357
2202100040	CARBONATED SOFT DRINKS, NESOI	L	1,276,903	1,697,598
	AUSTRIA		640,561	1,199,884
	CANADA		13,115	14,520
	DOMINICAN REPUBLIC		108,800	51,756
	FINLAND		37,428	56,691
	FRANCE		6,237	3,124
	GERMANY		18,840	35,778
	JAMAICA		19,708	15,925
	MEXICO		31,307	7,800
	SWEDEN		17,280	54,720
	VENEZUELA		383,627	257,400
2202100060	WATERS INCL MINERAL & AERATED, SWTND/FLAVORD NESOI	L	3,185,645	1,212,602
	COSTA RICA		18,629	8,400
	DOMINICAN REPUBLIC		584,381	403,876
	FRANCE		19,404	10,036
	ITALY		64,730	38,751
	MEXICO		241,472	99,318
	PHILIPPINES		330,346	35,625
	TRINIDAD AND TOBAGO		1,926,683	616,596
2202903000	ORANGE JUICE, FORT W/VITS/MINS NOT CONCENTRATED	L	64,800	101,412
	ITALY		64,800	101,412
2202903500	ORANGE JUICE, FORTIFIED W/VITS/MINS NESOI	L	192,055	143,230
	DOMINICAN REPUBLIC		192,055	143,230
2202903600	SINGLE FRUIT/VEGE JUICE FORTI W/VIT N/CONCENTRATED	L	715,840	548,479
	DOMINICAN REPUBLIC		715,840	548,479
2202903700	FRUIT/VEGE MIX JUICES FORTI VIT/MIN N/CONCENTRATED	L	25,496	18,579
	DOMINICAN REPUBLIC		25,496	18,579
2202909010	NONALCOHOLIC BEER	L	2,533,665	1,803,008
	GERMANY		237,959	264,770
	VENEZUELA		2,295,706	1,538,238
2202909090	BEVERAGES NONALCOHOLIC NESOI EXCL FRUIT/VEGT JUICE	L	6,991,725	5,183,384
	ARGENTINA		47,520	24,003
	BELGIUM		154,365	131,074
	BRAZIL		60,780	39,841
	CANADA		702,019	575,883
	CHILE		113,468	60,379
	COSTA RICA		29,825	82,699
	DOMINICAN REPUBLIC		1,870,335	1,292,398
	GERMANY		41,645	39,906
	GUATEMALA		25,409	8,940
	MEXICO		837,156	671,895
	NETHERLANDS		21,120	81,569
	SPAIN		464,946	415,528
	SWITZERLAND		9,504	13,140
	THAILAND		279,583	267,781
	TURKEY		78,519	14,080
	VENEZUELA		2,255,531	1,464,268
2203000030	BEER MADE FRM MALT IN GLASS CNTR NT OV 4 LITERS EA	L	42,803,493	57,517,747
	ARGENTINA		14,314	11,908
	DOMINICAN REPUBLIC		822,304	989,415
	GERMANY		203,551	257,086
	ITALY		20,592	17,940
	JAPAN		66,368	116,221
	MEXICO		4,223,301	3,449,521
	NETHERLANDS		37,428,629	52,647,615
	UNITED KINGDOM OF GT BRITAIN		24,434	28,041
2203000060	BEER MADE FRM MALT IN CNTRS EX GLASS NT OV 4 LITER	L	48,602	71,700
	NETHERLANDS		48,602	71,700
2203000090	BEER MADE FROM MALT IN CONTAINERS OVER 4 LITERS EA	L	296,943	193,388
	DENMARK		57,591	39,884
	MEXICO		121,622	12,495
	NETHERLANDS		117,730	141,009
2204100060	SPARKLING WINE OF FRSH GRAPE VALUED OV $1.59/LITER	L	275,994	3,742,873

TABLE - 2 IMPORTS INTO PUERTO RICO FROM FOREIGN COUNTRIES, BY COMMODITY AND COUNTRY OF ORIGIN
FISCAL YEAR 2003

COMM CODE	DESCRIPTION AND COUNTRY	UNIT	QUANTITY	VALUE - $
	ARGENTINA		810	2,340
	BELGIUM		5,985	113,902
	CHILE		4,500	13,000
	FRANCE		131,541	2,994,284
	GERMANY		10,355	45,778
	ITALY		27,117	131,725
	SPAIN		94,876	418,778
	UNITED KINGDOM OF GT BRITAIN		810	23,066
2204212000	EFFERVESCENT WINE OF FRSH GRAPE IN CNTR 2L OR LESS	L	50	4,070
	MEXICO		50	4,070
2204215005	RED WINE GRAPE NOV 14% ALCOHOL 2L/LESS NOV $1.05/L	L	5,130	4,355
	FRANCE		5,130	4,355
2204215030	RED WINE GRAPE NOV 14% ALCOHOL 2L/LESS OVR $1.05/L	L	2,598,493	17,022,264
	ARGENTINA		75,706	355,540
	AUSTRALIA		15,678	81,444
	BELGIUM		540	3,540
	CANADA		1,080	2,347
	CHILE		589,332	1,749,090
	FRANCE		175,946	1,088,268
	GREECE		945	3,193
	ITALY		128,482	1,088,321
	PORTUGAL		27,393	227,576
	SOUTH AFRICA,REP.OF		450	5,560
	SPAIN		1,582,941	12,417,385
2204215045	WHITE WINE GRAPE NOV 14% ALCOH 2L/LESS OVR $1.05/L	L	785,452	3,136,830
	ARGENTINA		14,499	53,354
	AUSTRALIA		7,524	42,514
	CHILE		213,308	591,638
	FRANCE		117,375	530,176
	GERMANY		61,613	165,905
	GREECE		1,125	2,600
	ITALY		136,026	714,561
	NETHERLANDS		8,010	22,085
	NEW ZEALAND		450	2,744
	PORTUGAL		8,914	44,934
	SPAIN		216,608	966,319
2204215060	GRAPE WINE NESOI NOV 14% ALCOH 2L/LESS OVR $1.05/L	L	16,663	68,431
	FRANCE		81	4,455
	ITALY		1,062	2,171
	PORTUGAL		10,075	29,415
	SPAIN		5,445	32,390
2204218030	SHERRY, GRPE WINE OVER 14% ALCOHOL 2 LITER OR LESS	L	12,357	71,760
	SPAIN		12,357	71,760
2204218060	GRAPE WINE OVER 14% ALCOHOL IN CNTRS 2L/LESS NESOI	L	27,579	257,094
	FRANCE		1,467	56,187
	PORTUGAL		20,480	170,528
	SPAIN		5,632	30,379
2204296000	WINE OF FRESH GRAPES NOV 14% ALCOHOL OVER 4 LITERS	L	33,120	20,368
	ARGENTINA		33,120	20,368
2205103000	VERMOUTH, IN CONTAINERS HOLDING 2 LITERS OR LESS	L	56,010	176,643
	ITALY		56,010	176,643
2206001500	CIDER, WHETHER STILL OR SPARKLING	L	307,948	243,599
	SPAIN		307,948	243,599
2206009000	FERMENTED BEVERAGES (FR EXAMPLE PERRY, MEAD) NESOI	L	38,556	36,416
	SPAIN		38,556	36,416
2207103000	ETHYL ALCOHOL UNDENATURED 80%/HIGHER, FOR BEVERAGE	PFL	3,265,017	2,303,484
	MEXICO		3,265,017	2,303,484
2208204000	GRAPE BRANDY NESOI CNTR NOV 4 LITERS OVER $3.43/L	PFL	30,672	837,317
	FRANCE		19,691	527,410
	SPAIN		10,981	309,907
2208303030	WHISKIES, SCOTCH & IRISH, CNTRS NOT OVER 4 LITERS	PFL	1,053,888	16,789,854
	CANADA		3,906	24,398
	FRANCE		6,480	46,044
	GERMANY		8,040	30,334
	NETHERLANDS		79,743	2,876,456
	NICARAGUA		5,850	18,125
	SPAIN		7,834	286,193
	UNITED KINGDOM OF GT BRITAIN		942,035	13,508,304

TABLE - 2 IMPORTS INTO PUERTO RICO FROM FOREIGN COUNTRIES, BY COMMODITY AND COUNTRY OF ORIGIN
FISCAL YEAR 2003

COMM CODE	DESCRIPTION AND COUNTRY	UNIT	QUANTITY	VALUE - $
2208303060	WHISKIES, SCOTCH AND IRISH, CNTRS OVER 4 LITERS EA	PFL	2,668	43,063
	UNITED KINGDOM OF GT BRITAIN		2,668	43,063
2208306065	WHISKIES, NESOI, CONTAINERS NOT OVER 4 LITERS EACH	PFL	10,114	91,934
	CANADA		10,114	91,934
2208404000	RUM AND TAFIA, CONT NT > 4 LTRS, OVER > $3/PRF LTR	PFL	77,503	509,771
	BAHAMAS		22,272	216,148
	BARBADOS		720	2,340
	CANADA		9,511	78,783
	DOMINICAN REPUBLIC		45,000	212,500
2208500030	GIN AND GENEVE CONTAINERS NOT OVER 4 LITERS EACH	PFL	149,865	877,722
	UNITED KINGDOM OF GT BRITAIN		149,865	877,722
2208500060	GIN AND GENEVE CONTAINERS OVER 4 LITERS EACH	PFL	55	2,324
	UNITED KINGDOM OF GT BRITAIN		55	2,324
2208601000	VODKA IN CNTRS NOT OVER 4 LITERS VAL NT OV $2.05/L	PFL	135,175	994,384
	DENMARK		5,485	23,301
	SWEDEN		128,874	965,039
	UNITED KINGDOM OF GT BRITAIN		816	6,044
2208602000	VODKA IN CNTRS NOT OVER 4 LITERS VAL OVER $2.05/L	PFL	982,261	7,300,886
	BELGIUM		6,012	42,051
	CANADA		2,700	12,333
	DENMARK		2,688	14,566
	FINLAND		902,731	6,595,152
	FRANCE		15,539	257,151
	LATVIA		6,836	87,657
	NETHERLANDS		22,252	178,930
	POLAND		2,352	19,507
	RUSSIA		1,920	5,200
	SWEDEN		6,936	43,348
	UNITED KINGDOM OF GT BRITAIN		12,295	44,991
2208700030	LIQUEURS & CORDIALS IN CNTRS NT OVER 4 LITERS	PFL	399,090	7,821,775
	BAHAMAS		10,251	20,256
	BARBADOS		4,080	52,864
	BELGIUM		205	3,084
	FRANCE		134,695	3,119,839
	IRELAND		73,036	2,147,249
	ITALY		63,009	837,316
	MEXICO		26,685	538,677
	NETHERLAND ANTIL. EXC ARUBA		1,835	15,484
	NETHERLANDS		8,982	70,751
	SOUTH AFRICA,REP.OF		3,158	37,942
	SPAIN		70,811	904,500
	UNITED KINGDOM OF GT BRITAIN		2,343	73,813
2208700060	LIQUEURS & CORDIALS IN CNTRS OVER 4 LITERS	PFL	1,810	31,298
	FRANCE		619	15,840
	GERMANY		788	12,938
	ITALY		403	2,520
2208901000	BITTERS FIT FOR USE AS BEVERAGES	PFL	539	11,250
	ITALY		539	11,250
2208903000	BRANDY NESOI CNTRS NOT OVER 4 LITERS OVER $3.43/L	PFL	198,223	1,343,552
	FRANCE		14,285	256,038
	MEXICO		1,080	6,312
	SPAIN		182,858	1,081,202
2208905000	TEQUILA IN CONTAINERS NOT OVER 4 LITERS EACH	PFL	85,008	818,643
	MEXICO		85,008	818,643
2209000000	VINEGAR & SUBSTITUTES FOR VINEGAR FROM ACETIC ACID	PFL	250,836	102,589
	ARGENTINA		25,120	19,680
	SPAIN		225,716	82,909
	RESIDUES AND WASTE FROM THE FOOD INDUSTRIES; PREPARED ANIMAL FEED	TOTAL		16,505,365
2301100000	FLOUR MEAL & PELLET MEAT/MEAT OFFAL INEDIB; GREAVE	T	23	14,600
	MEXICO		23	14,600
2302100000	BRAN SHARPS & OTH RESIDUES DERIVED FRM MILLNG CORN	T	61,750	6,220,274
	ARGENTINA		51,340	5,045,198
	CANADA		10,410	1,175,076
2302300010	BRAN, SHORTS AND MIDDLINGS OF WHEAT	T	63,526	5,223,041
	ARGENTINA		3,050	283,650

TABLE - 2 IMPORTS INTO PUERTO RICO FROM FOREIGN COUNTRIES, BY COMMODITY AND COUNTRY OF ORIGIN
FISCAL YEAR 2003

COMM CODE	DESCRIPTION AND COUNTRY	UNIT	QUANTITY	VALUE - $
	CONGO, REP.OF		6,171	511,563
	GABON		4,081	338,276
	GHANA		1,895	157,512
	NIGERIA		46,026	3,739,703
	SIERRA LEONE		651	54,378
	TOGO		1,652	137,959
2302300090	RESIDUE NESOI DERIVED FROM MILLING OF WHEAT	T	44,616	2,531,184
	ARGENTINA		4,050	346,094
	CONGO, REP.OF		890	49,841
	CONGO,DEM.REP.(FORMER ZAIRE)		16,377	937,755
	COTE D'IVOIRE(IVORY COAST)		9,432	492,285
	DOMINICAN REPUBLIC		1,298	64,886
	GABON		2,259	112,950
	GHANA		3,052	157,055
	NIGERIA		2,540	126,989
	SIERRA LEONE		711	35,581
	TOGO		4,007	207,748
2302400010	RESIDUE OTHER SINGLE CEREAL GRAINS CHOP/CRUSH/GRND	T	1,009	155,368
	CANADA		1,009	155,368
2302400020	PELLETIZD SCREENINGS(CLEARINGS) CEREAL GRAIN NESOI	T	2,938	495,677
	DENMARK		2,938	495,677
2303200020	BEET-PULP, DRIED, WHETHER OR NOT IN PELLETS	T	3,850	489,874
	FRANCE		3,850	489,874
2304000000	SOYBEAN OILCAKE & OTH SOLID RESIDUE, WH/NOT GROUND	KG	3,798,846	783,280
	CANADA		3,798,846	783,280
2306600000	PALM NUT OR KERNEL OILCAKE & SOLID RESIDUE W/N GRD	KG	58,000	30,170
	SPAIN		58,000	30,170
2309100090	DOG AND CAT FOOD, PUT UP FOR RETAIL SALE, NESOI	KG	321,600	247,108
	BRAZIL		121,434	50,882
	MEXICO		200,166	196,226
2309901005	BIRD SEED	KG	116,260	71,124
	CANADA		116,260	71,124
2309901020	POULTRY FEEDS, PREPARED	T	25	40,908
	DOMINICAN REPUBLIC		10	22,510
	FRANCE		15	18,398
2309901030	DAIRY CATTLE FEED, PREPARED	T	118	75,945
	FRANCE		118	75,945
2309901035	SWINE FEED, PREPARED	T	23	15,939
	FRANCE		23	15,939
2309901050	MIXED FEEDS OR MIXED FEED INGREDIENTS, ANML, NESOI	T	259	110,873
	CHINA (TAIWAN)		19	14,294
	FRANCE		8	4,554
	NETHERLAND ANTIL. EXC ARUBA		172	26,404
	NETHERLANDS		60	65,621
	TOBACCO AND MANUFACTURED TOBACCO SUBSTITUTES	TOTAL		20,746,580
2401105350	FILLER TOB INCL CIG LEAF NOT STEM/STRIP <35% WRPPR	KG	4,291,217	7,040,581
	ARGENTINA		94,630	113,412
	CAMEROON		85,512	226,225
	DOMINICAN REPUBLIC		649,766	1,053,507
	GERMANY		108,900	192,871
	INDONESIA		1,196,260	1,811,520
	ITALY		909,804	1,266,871
	NETHERLANDS		64,009	139,801
	PARAGUAY		306,199	522,422
	PHILIPPINES		876,137	1,713,952
2401201440	TOBACCO NESOI STEM/STRIP OV 35% WRPPR NT CONN SHAD	KG	469,890	10,668,682
	CAMEROON		163	6,051
	ECUADOR		417,093	8,864,830
	ICELAND		1,751	69,826
	INDONESIA		49,994	1,681,795
	MEXICO		236	12,153
	SPAIN		653	34,027
2401202990	CIGAR FILLER TOBACCO CIGAR LF NT THRSH <35% WRAPPR	KG	406,762	624,189
	DOMINICAN REPUBLIC		467	2,146
	INDONESIA		362,250	519,100

TABLE - 2 IMPORTS INTO PUERTO RICO FROM FOREIGN COUNTRIES, BY COMMODITY AND COUNTRY OF ORIGIN
FISCAL YEAR 2003

COMM CODE	DESCRIPTION AND COUNTRY	UNIT	QUANTITY	VALUE - $
	NETHERLANDS		44,045	102,943
2401208320	BURLEY TOB THRESH STEM/STRIP NT USED FOR CIGARETTE	KG	231,660	633,289
	MALAWI		231,660	633,289
2401300300	TOBACCO STEMS, FROM CIGAR LEAF, NOT CUT/NOT GROUND	KG	337,627	83,491
	DOMINICAN REPUBLIC		337,627	83,491
2401300900	TOBACCO REFUSE, EX TOBACCO STEMS FROM CIGAR LEAF	KG	623,078	851,475
	DOMINICAN REPUBLIC		579,058	812,656
	HONDURAS		44,020	38,819
2401302590	TOBACCO STEMS, NESOI, CUT, GROUND, PULVERIZED	KG	264	7,500
	HONDURAS		264	7,500
2402103070	CIGARS/CHEROOTS/CIGERILLOS TOB LT $.15	THS	209	20,455
	DOMINICAN REPUBLIC		89	4,569
	NETHERLANDS		120	15,886
2402108000	CIGARS/CHEROOTS/CIGARILLOS WITH TOB $.23 OR OVER	THS	167	175,096
	DENMARK		8	2,235
	DOMINICAN REPUBLIC		154	162,827
	HONDURAS		5	10,034
2402201000	CIGARETTES CONTAINING TOBACCO AND CLOVE	THS	2,000	60,000
	MALAYSIA		2,000	60,000
2402208000	CIGARETTES CONTAINING TOBACCO NESOI, PAPER-WRAPPED	THS	45,530	556,790
	CHINA,PEOPLE'S REP.(MAINLAND)		16,560	83,567
	COLOMBIA		21,720	380,100
	GERMANY		84	3,163
	PERU		7,076	86,100
	UNITED KINGDOM OF GT BRITAIN		90	3,860
2403992030	CHEWING TOBACCO,IN IDENTIAL FRM/PKG AS IMPORTED	KG	2,550	25,032
	UNITED KINGDOM OF GT BRITAIN		2,550	25,032
	MINERAL PRODUCTS	TOTAL		1,687,588,240
	SALT; SULFUR; EARTHS AND STONE; PLASTERING MATERIALS, LIME AND CEMENT	TOTAL		17,342,780
2501000000	SALT INCL TABL A DENTRD, PURE SODM CHLOR, SEA WTR	T	622	74,163
	CHINA,PEOPLE'S REP.(MAINLAND)		1	2,009
	COLOMBIA		577	64,234
	GERMANY		44	7,920
2505101000	NAT SAND CNTG AT L 95 PC SILIC NT OV 0.6 PC IRN OX	T	414	13,140
	SPAIN		414	13,140
2505105000	NAT QUARTZ SNDS NESOI AND NAT SILICA SANDS NESOI	T	100	14,107
	DENMARK		100	14,107
2505900000	SANDS, NATURAL, NESOI	T	61,994	854,201
	BAHAMAS		61,994	854,201
2506100050	QUARTZ, ROUGH, INCLUDING ROUGH BLOCKS AND SLABS	T	2	3,675
	ITALY		2	3,675
2508400050	CLAYS, OTHER	T	11	10,443
	CHINA,PEOPLE'S REP.(MAINLAND)		11	10,443
2512000000	SILICEOUS FSSL MLS A ERTHS W SPEC GRAV OF 1 O LSS	T	10	4,500
	AUSTRALIA		10	4,500
2514000000	SLATE, CRUDE OR ROUGHLY TRIMMED	T	56	28,104
	CHINA,PEOPLE'S REP.(MAINLAND)		11	2,279
	SPAIN		45	25,825
2515121000	MARBLE BLOCKS AND SLABS	T	38	20,229
	DOMINICAN REPUBLIC		38	20,229
2515200000	CALCRS MNMTL OR BLDG STONE NESOI; ALABASTER	T	12	2,261
	DOMINICAN REPUBLIC		12	2,261
2516120060	GRANITE,BLOCKS/SLABS,RECTNGLR/SQR, UN 7.5 CM THICK	T	4	4,297
	BRAZIL		4	4,297
2517100015	PEBBLES AND GRAVEL, EXCEPT LIMESTONE	T	50	7,783
	CHINA,PEOPLE'S REP.(MAINLAND)		25	4,725
	ITALY		25	3,058
2517100020	LIMESTONE, CRSHED OR BRKN OTH THN PBBLES OR GRVL	T	32	59,040
	DOMINICAN REPUBLIC		32	59,040
2517490000	STONE GRANULES, CHIPPINGS A PWDRS (EX MRBL) NESOI	T	41	9,546
	FRANCE		41	9,546
2519905000	MAGNESIUM OXIDES, OTHER	KG	177,313	55,096
	BELGIUM		144,000	48,096
	CHINA,PEOPLE'S REP.(MAINLAND)		33,313	7,000

TABLE - 2 IMPORTS INTO PUERTO RICO FROM FOREIGN COUNTRIES, BY COMMODITY AND COUNTRY OF ORIGIN
FISCAL YEAR 2003

COMM CODE	DESCRIPTION AND COUNTRY	UNIT	QUANTITY	VALUE - $
2520100000	GYPSUM; ANHYDRITE	T	85,053	1,336,902
	ARGENTINA		18	3,968
	DOMINICAN REPUBLIC		38,457	395,076
	GUATEMALA		22	3,620
	MEXICO		84	55,100
	SPAIN		46,472	879,138
2520200000	PLASTERS CONSTNG OF CALCND GYPSUM OR CALCM SULFATE	T	22	23,521
	DOMINICAN REPUBLIC		3	19,724
	MEXICO		19	3,797
2522300000	HYDRAULIC LIME	KG	19,380	2,917
	DOMINICAN REPUBLIC		19,380	2,917
2523210000	WHITE PORTLAND CEMENT WHTHR OR NT ART COLORED	T	27,813	2,874,576
	BELGIUM		3,478	250,985
	COLOMBIA		1,463	149,149
	DENMARK		16,116	1,663,707
	MEXICO		6,756	810,735
2523290000	PORTLAND CEMENT, OTHER THAN WHITE PORTLAND CEMENT	T	366,007	11,749,805
	CHINA,PEOPLE'S REP.(MAINLAND)		97,189	3,766,164
	COLOMBIA		21,019	558,893
	DENMARK		247,776	7,412,658
	PANAMA		19	4,866
	SPAIN		4	7,224
2523300000	ALUMINOUS CEMENT	T	6	3,180
	VENEZUELA		6	3,180
2526200000	NATURAL STEATITE AND TALC, CRUSHED OR POWDERED	T	44	6,464
	VENEZUELA		44	6,464
2529100000	FELDSPAR	T	66	180,000
	CANADA		66	180,000
2530201000	KIESERITE	KG	19,336	4,830
	GERMANY		19,336	4,830
	ORES, SLAG, AND ASH	TOTAL	13,247	227,729
2619003000	FERROUS SCALE	T	12,947	213,629
	GERMANY		12,947	213,629
2621900000	ASH AND SLAG, INCL SEAWEED ASH (KELP), NESOI	T	300	14,100
	DENMARK		300	14,100
	MINERALS FUELS, MINERAL OILS AND PRODUCTS OF THEIR DISTILLATION; BITUMINOUS SUBSTANCES; MINERAL WAXES	TOTAL		1,670,017,731
2701110000	ANTHRACITE COAL, NOT AGGLOMERATED	T	903,606	35,178,823
	COLOMBIA		856,259	33,275,474
	ECUADOR		47,347	1,903,349
2701120050	BITUMINOUS COAL NT METALLURGICAL, NOT AGGLOMERATED	T	139,990	4,520,425
	COLOMBIA		139,990	4,520,425
2701190000	OTHER COAL, NOT AGGLOMERATED	T	92,322	3,113,700
	COLOMBIA		58,505	1,924,337
	DOMINICAN REPUBLIC		817	79,903
	VENEZUELA		33,000	1,109,460
2701200000	BRIQUETTES, OVOIDS, SIMILAR SOLID FUELS FORM COAL	T	21	7,493
	CHINA,PEOPLE'S REP.(MAINLAND)		21	7,493
2703000000	PEAT (INCLUDING PEAT LITTER), INCL AGGLOMRTD	T	272	68,761
	CANADA		272	68,761
2709001000	CRUDE PETROLEUM TESTING UNDER 25 DEGREES API	BBL	4,306,245	114,652,689
	ARGENTINA		392,941	9,037,643
	COLOMBIA		1,051,762	29,472,880
	ECUADOR		2,861,542	76,142,166
2709002090	CRUDE PETROLEUM TESTING 25 DEGREES API OR MORE	BBL	16,648,240	479,301,435
	ANGOLA		941,497	23,549,874
	ARGENTINA		683,068	19,225,312
	BRAZIL		542,313	17,885,483
	CAMEROON		452,635	15,493,696
	CANADA		553,343	19,737,745
	COLOMBIA		11,348,553	319,398,447
	GABON		568,999	16,041,789
	UNITED KINGDOM OF GT BRITAIN		605,582	23,284,628

TABLE - 2 IMPORTS INTO PUERTO RICO FROM FOREIGN COUNTRIES, BY COMMODITY AND COUNTRY OF ORIGIN
FISCAL YEAR 2003

COMM CODE	DESCRIPTION AND COUNTRY	UNIT	QUANTITY	VALUE - $
	VENEZUELA		952,250	24,684,461
2710111514	UNLEADED GASOLINE, REFORMULATED	BBL	676,488	28,059,843
	ITALY		676,488	28,059,843
2710111518	UNLEADED GASOLINE, NOT ELSEWHERE SPECIFIED/INCLUDE	BBL	5,809,091	196,396,706
	ARGENTINA		1,074,174	37,232,179
	BAHAMAS		224,580	7,108,358
	BRAZIL		653,900	22,147,479
	CHILE		264,869	8,234,484
	EGYPT		275,714	9,846,034
	GERMANY		254,920	8,199,498
	ITALY		654,218	24,593,647
	NETHERLAND ANTIL. EXC ARUBA		148,363	5,177,875
	SAUDI ARABIA		620,716	18,837,108
	SPAIN		485,384	15,183,900
	SWEDEN		235,133	9,213,905
	TRINIDAD AND TOBAGO		315,806	9,033,599
	TURKEY		282,499	10,321,307
	UNITED KINGDOM OF GT BRITAIN		108,880	4,072,440
	VENEZUELA		209,935	7,194,893
2710111530	JET FUEL, KEROSENE-TYPE (LIGHT OILS/PREPS)	BBL	73,746	2,110,282
	CANADA		73,746	2,110,282
2710111800	MOTOR FUEL BLENDING STOCK (LIGHT OILS AND PREPS)	BBL	195,983	6,088,677
	ARGENTINA		195,983	6,088,677
2710112500	NAPHTHAS, EXCEPT MOTOR FUEL OR BLENDING STOCK	BBL	290,310	9,754,416
	VENEZUELA		290,310	9,754,416
2710114590	LGHT OILS&PREPS OF OTHR HYDCBN MIX NESOI	BBL	57	10,470
	MEXICO		57	10,470
2710190530	NO 6-TYPE FUEL OIL UNDER 25 DEGREES API	BBL	23,206,934	574,452,103
	ARGENTINA		1,857,837	44,310,294
	BRAZIL		5,131,202	126,670,845
	CANADA		1,948,949	46,167,744
	COLOMBIA		1,896,219	47,484,916
	CONGO, REP.OF		452,069	11,086,203
	CONGO,DEM.REP.(FORMER ZAIRE)		3,229,531	85,367,886
	GUADELOUPE		26,362	698,593
	NETHERLAND ANTIL. EXC ARUBA		2,739,179	66,288,575
	PERU		437,628	10,624,188
	TRINIDAD AND TOBAGO		3,863,837	96,828,921
	VENEZUELA		1,624,121	38,923,938
2710190535	HEAVY FUEL OILS UNDER 25 DEGREES API, NESOI	BBL	202,172	3,155,642
	LITHUANIA		85,428	1,859,768
	RUSSIA		113,224	1,219,514
	VENEZUELA		3,520	76,360
2710191001	NO 2 AND 3 FUEL OIL DIESEL NT OVER 0.05 PCT SULFUR	BBL	773,481	24,554,335
	CANADA		497,378	14,509,497
	NETHERLANDS		276,103	10,044,838
2710191004	NO 2 AND 3 FUEL OILS: DIESEL, OVER 0.05 PCT SULFUR	BBL	679,595	22,263,966
	ARUBA		263,338	9,004,233
	BRAZIL		3,936	123,984
	INDIA		325,358	9,859,487
	NETHERLANDS		86,963	3,276,262
2710191500	KEROSENE-TYPE JET FUEL, NESOI	BBL	19,957	911,447
	ARUBA		19,957	911,447
2710192300	KEROSENE, EXCEPT MOTOR FUEL OR BLENDING STOCK	BBL	99,868	3,246,834
	ARUBA		99,868	3,246,834
2710193020	AUTOMTVE, DIESEL OR MARINE ENGNE LUB OILS	BBL	158,275	7,801,496
	BAHAMAS		19	12,266
	BELGIUM		753	106,472
	FRANCE		893	239,980
	GUATEMALA		246	27,369
	ITALY		91,814	4,574,833
	MEXICO		27,026	394,743
	PANAMA		3,955	487,379
	SPAIN		270	39,458
	TRINIDAD AND TOBAGO		3,387	463,377
	UNITED KINGDOM OF GT BRITAIN		29,912	1,455,619
2710193040	AUTOMOTIVE GEAR OILS	BBL	4,828	31,203
	COLOMBIA		27	4,512

TABLE - 2 IMPORTS INTO PUERTO RICO FROM FOREIGN COUNTRIES, BY COMMODITY AND COUNTRY OF ORIGIN
FISCAL YEAR 2003

COMM CODE	DESCRIPTION AND COUNTRY	UNIT	QUANTITY	VALUE - $
	ITALY		1	2,003
	MEXICO		4,800	24,688
2710193080	LUBRICATING OILS WITH OR WITHOUT ADDITIVES, NESOI	BBL	4,481	393,634
	CANADA		3	4,032
	EL SALVADOR		286	30,630
	FRANCE		6	2,576
	GERMANY		1	2,842
	MEXICO		1,470	42,854
	PANAMA		228	19,843
	VENEZUELA		2,487	290,857
2710194000	GREASES, NOT ELSEWHERE SPECIFIED OR INCLUDED	KG	35,473	27,111
	COLOMBIA		5,765	6,051
	MEXICO		18,750	13,608
	VENEZUELA		10,958	7,452
2710194530	WHITE MINERAL OILS, MEDICINAL GRADE	BBL	102	12,618
	GERMANY		102	12,618
2710993900	WASTES OF GREASES NOT ELSEWHERE SPEC OR INCL	KG	9,706	6,238
	VENEZUELA		9,706	6,238
2711110000	NATURAL GAS, LIQUEFIED	KM3	1,015,472	77,904,848
	TRINIDAD AND TOBAGO		1,015,472	77,904,848
2711120010	PROPANE, LIQ, MIN PUR 90 LIQ VOLM PERCENT	BBL	1,855,811	46,357,859
	ARGENTINA		103,317	3,558,244
	BRAZIL		125,882	3,965,284
	CONGO, REP.OF		25,361	459,092
	GUINEA-BISSAU		63,433	1,811,683
	SWITZERLAND		18,748	534,144
	TRINIDAD AND TOBAGO		289,943	7,389,185
	UNITED KINGDOM OF GT BRITAIN		107,652	2,758,039
	VENEZUELA		1,121,475	25,882,188
2711120020	PROPANE LIQ OTH TH MIN PUR OF 90 LIQ VOL PCT	BBL	649	29,720
	TRINIDAD AND TOBAGO		649	29,720
2711130010	BUTANES LIQ MIN PUR OF 90 LIQ VOL PCT	BBL	143	7,626
	TRINIDAD AND TOBAGO		143	7,626
2711130020	BUTANES, LIQ OTH TH MIN PUR OF 90 LIQ VOL PCT	BBL	1,336	69,020
	TRINIDAD AND TOBAGO		1,336	69,020
2711190020	PET GASES A OTH GAS HYDCRBNS LIQ NESOI	KG	84,173	45,372
	TRINIDAD AND TOBAGO		84,173	45,372
2712100000	PETROLEUM JELLY	KG	27,134	22,730
	NETHERLANDS		27,134	22,730
2713200000	PETROLEUM BITUMEN	T	70,604	12,488,467
	COTE D'IVOIRE(IVORY COAST)		15,951	3,468,019
	JAMAICA		793	125,171
	NETHERLAND ANTIL. EXC ARUBA		17,197	2,683,329
	PANAMA		4,045	581,186
	SPAIN		7,812	1,601,627
	VENEZUELA		24,806	4,029,135
2714900000	BITUMEN A ASPHALT, ASPHALTITES AND ASPHALTIC ROCKS	T	118,196	16,938,042
	JAMAICA		1,112	134,932
	NETHERLAND ANTIL. EXC ARUBA		42,044	7,007,403
	SOUTH AFRICA,REP.OF		4,043	505,027
	VENEZUELA		70,997	9,290,680
2715000000	BIT MIX FR NAT ASPH, NAT BIT,PET BIT,MIN TAR OR PT	T	77	33,700
	ITALY		50	20,470
	MEXICO		26	10,279
	SAUDI ARABIA		1	2,951
	PRODUCTS OF THE CHEMICAL OR ALLIED INDUSTRIES	TOTAL		10,592,270,170
	INORGANIC CHEMICALS; ORGANIC OR INORGANIC COMPOUNDS OF PRECIOUS METALS, OF RARE-EARTH METALS, OF RADIOACTIVE ELEMENTS OR OF ISOTOPES	TOTAL		12,330,106
2803000010	CARBON BLACK	KG	123,383	89,872
	VENEZUELA		123,383	89,872
2805120000	CALCIUM	KG	300	3,802
	BELGIUM		300	3,802

TABLE - 2 IMPORTS INTO PUERTO RICO FROM FOREIGN COUNTRIES, BY COMMODITY AND COUNTRY OF ORIGIN
FISCAL YEAR 2003

COMM CODE	DESCRIPTION AND COUNTRY	UNIT	QUANTITY	VALUE - $
2806100000	HYDROGEN CHLORIDE (HYDROCHLORIC ACID)	T	656	107,166
	CHILE		335	51,451
	NETHERLANDS		116	19,110
	PERU		20	3,059
	UNITED KINGDOM OF GT BRITAIN		185	33,546
2808000010	NITRIC ACID	KG	42,000	11,161
	NETHERLANDS		42,000	11,161
2808000020	SULFONITRIC ACIDS	KG	30,593	29,453
	EGYPT		15,624	14,880
	VENEZUELA		14,969	14,573
2809200020	PHOS ACID CONT. 65 PERCENT OR MORE P205 EQUIVALEN	T	1,414	1,069,486
	CHINA,PEOPLE'S REP.(MAINLAND)		24	12,763
	ISRAEL		37	19,130
	NETHERLANDS		1,353	1,037,593
2809200030	PHOSPHORIC ACID OTHER THAN FERTILIZER GRADE	T	212	103,392
	BELGIUM		20	13,068
	CHINA,PEOPLE'S REP.(MAINLAND)		122	60,302
	GERMANY		22	8,704
	ISRAEL		48	21,318
2811110000	HYDROGEN FLUORIDE (HYDROFLUORIC ACID)	KG	134,470	233,532
	GERMANY		134,470	233,532
2811196010	SULFAMIC ACID	KG	92,859	43,215
	CHINA (TAIWAN)		70,859	34,775
	CHINA,PEOPLE'S REP.(MAINLAND)		22,000	8,440
2811196050	OTHER INORGANIC ACIDS	KG	33,600	27,424
	KOREA,REP. OF (SOUTH KOREA)		33,600	27,424
2811221000	SYNTHETIC SILICA GEL	KG	126,777	613,085
	GERMANY		102,800	523,142
	ITALY		23,977	89,943
2811225000	SILICON DIOXIDE, NESOI	KG	36,335	17,864
	FRANCE		11,835	12,474
	SPAIN		24,500	5,390
2811295000	OTHER INORGANIC OXYGEN COMPOUNDS OF NONMETALS	KG	1,200	6,520
	CHINA,PEOPLE'S REP.(MAINLAND)		1,000	3,820
	GERMANY		200	2,700
2812101000	PHOSPHORUS PENTACHLORIDE	KG	6,000	46,608
	GERMANY		6,000	46,608
2814100000	ANHYDROUS AMMONIA	T	1,093	198,024
	TRINIDAD AND TOBAGO		1,093	198,024
2815110000	SOLID SODIUM HYDROXIDE (CAUSTIC SODA)	KG	40,825	11,564
	GERMANY		20,825	5,789
	POLAND		20,000	5,775
2815200090	POTASSIUM HYDROXIDE (CAUSTIC POTASH); NESOI	KG	90,790	33,258
	ITALY		51,620	15,042
	KOREA,REP. OF (SOUTH KOREA)		18,450	8,950
	MEXICO		1,000	2,150
	NETHERLANDS		19,720	7,116
2818102000	ARTIFICIAL CORUNDUM GRAIN/GROUND, PULVERIZE/REFINE	KG	294,357	1,234,903
	UNITED KINGDOM OF GT BRITAIN		294,357	1,234,903
2818200000	ALUMINUM OXIDE, EXCEPT ARTIFICIAL CORUNDUM, NESOI	KG	860,000	293,700
	GERMANY		860,000	293,700
2818300000	ALUMINUM HYDROXIDE	KG	764,399	354,121
	MEXICO		764,399	354,121
2820900000	MANGANESE OXIDES, EXCEPT MANGANESE DIOXIDE, NESOI	KG	48,500	18,810
	BELGIUM		48,500	18,810
2821100040	SYNTHETIC PIGMENT IRON OXIDE & HYDROXIDES, NESOI	KG	1,800	2,447
	BELGIUM		1,800	2,447
2825100000	HYDRAZINE & HYDROXYLAMINE & THEIR INORGANIC SALTS	KG	424,289	2,736,711
	GERMANY		424,289	2,736,711
2827200000	CALCIUM CHLORIDE	KG	282,681	89,553
	MEXICO		282,681	89,553
2827320000	ALUMINUM CHLORIDE	KG	7,550	8,909
	NORWAY		7,550	8,909
2827330000	IRON CHLORIDE	KG	326,932	47,100
	PERU		326,932	47,100
2827395000	OTHER CHLORIDES, NESOI	KG	21,600	9,503
	GERMANY		21,600	9,503
2831101000	SODIUM FORMALDEHYDE SULFOXYLATE	KG	40,000	24,900

TABLE - 2 IMPORTS INTO PUERTO RICO FROM FOREIGN COUNTRIES, BY COMMODITY AND COUNTRY OF ORIGIN
FISCAL YEAR 2003

COMM CODE	DESCRIPTION AND COUNTRY	UNIT	QUANTITY	VALUE - $
	CHINA,PEOPLE'S REP.(MAINLAND)		40,000	24,900
2832100000	SODIUM SULFITES	KG	185,709	30,984
	GERMANY		185,709	30,984
2833115010	ANHYDROUS DISODIUM SULFATE	T	400	71,496
	BELGIUM		378	67,524
	BRAZIL		22	3,972
2833115050	DISODIUM SULFATE, NESOI	T	21	4,410
	FINLAND		21	4,410
2833190000	SODIUM SULFATES, EXCEPT DISODIUM SULFATES, NESOI	KG	375,310	122,023
	BELGIUM		240,000	47,664
	FINLAND		84,000	16,149
	ISRAEL		5,950	5,355
	UNITED KINGDOM OF GT BRITAIN		45,360	52,855
2833210000	MAGNESIUM SULFATE	KG	219,702	58,799
	CHINA,PEOPLE'S REP.(MAINLAND)		14,000	3,500
	GERMANY		151,243	43,248
	MEXICO		54,459	12,051
2833220000	ALUMINUM SULFATE	KG	84,216	16,983
	MEXICO		84,216	16,983
2833260000	ZINC SULFATE	KG	38,613	23,364
	BELGIUM		32,613	19,860
	CHINA,PEOPLE'S REP.(MAINLAND)		6,000	3,504
2833295000	OTHER SULFATES, NESOI	KG	79,039	72,711
	BELGIUM		31,039	21,909
	UNITED KINGDOM OF GT BRITAIN		48,000	50,802
2834210000	POTASSIUM NITRATES	T	290	85,891
	GERMANY		249	73,429
	ISRAEL		41	12,462
2834291000	CALCIUM NITRATES	T	118	36,529
	BELGIUM		96	31,700
	FRANCE		22	4,829
2835230000	TRISODIUM PHOSPHATE	KG	41,879	8,860
	CHINA,PEOPLE'S REP.(MAINLAND)		41,879	8,860
2835250000	CALCIUM HYDROGENORTHOPHOSPHATE (DICALC PHOSPHATE)	KG	152,665	219,181
	GERMANY		152,665	219,181
2835310000	SODIUM TRIPHOSPHATES (SODIUM TRIPOLYPHOSPHATE)	KG	64,408	40,776
	CANADA		18,143	17,100
	CHINA,PEOPLE'S REP.(MAINLAND)		30,000	17,340
	NETHERLANDS		16,265	6,336
2835391000	POTASSIUM POLYPHOSPHATES	KG	19,250	20,009
	GERMANY		19,250	20,009
2835395000	POLYPHOSPHATES, NESOI	KG	19,250	17,490
	GERMANY		19,250	17,490
2836200000	DISODIUM CARBONATE	KG	406,345	97,908
	BELGIUM		238,779	64,072
	ROMANIA		21,000	2,815
	TURKEY		92,880	15,500
	UNITED KINGDOM OF GT BRITAIN		53,686	15,521
2836300000	SODIUM HYDROGENCARBONATE (SODIUM BICARBONATE)	KG	975,883	190,065
	GERMANY		66,000	9,240
	MEXICO		509,943	118,875
	ROMANIA		399,940	61,950
2836401000	DIPOTASSIUM CARBONATE	KG	90,651	385,274
	JAPAN		90,651	385,274
2836500000	CALCIUM CARBONATE	KG	3,118,751	536,894
	COLOMBIA		143,443	14,040
	DOMINICAN REPUBLIC		2,819,758	436,095
	GERMANY		137,550	77,129
	UNITED KINGDOM OF GT BRITAIN		18,000	9,630
2837110000	CYANIDES AND CYANIDE OXIDES OF SODIUM	KG	17,622	14,942
	KOREA,REP. OF (SOUTH KOREA)		17,622	14,942
2838000000	FULMINATES, CYANATES AND THIOCYANATES	KG	17,025	69,093
	FRANCE		2,025	8,303
	GERMANY		15,000	60,790
2839110000	SODIUM METASILICATES	KG	124,297	40,245
	BELGIUM		40,000	13,060
	NETHERLANDS		61,297	20,273
	VENEZUELA		23,000	6,912

TABLE - 2 IMPORTS INTO PUERTO RICO FROM FOREIGN COUNTRIES, BY COMMODITY AND COUNTRY OF ORIGIN
FISCAL YEAR 2003

COMM CODE	DESCRIPTION AND COUNTRY	UNIT	QUANTITY	VALUE - $
2839900000	SILICATE; COMMERCIAL ALKALI METAL SILICATES, NESOI	KG	10,800	14,753
	GERMANY		10,800	14,753
2840200000	OTHER BORATES, NESOI	KG	19,200	6,974
	TURKEY		19,200	6,974
2840300010	SODIUM PERBORATE	KG	974,694	1,175,956
	BELGIUM		60,000	39,868
	GERMANY		692,420	875,717
	SPAIN		222,274	260,371
2842100000	DOUBLE OR COMPLEX SILICATES	KG	7,503	16,187
	ITALY		7,503	16,187
2843900000	ORGANIC COMPOUND PRECIOUS METAL; AMALGRAMS, NESOI	KG	390	17,148
	AUSTRALIA		390	17,148
2844400010	ELEMENT, ISOTOPE & COMPOUND W/ RADIOACTIVITY ONLY	GBQ	85	720,495
	RUSSIA		85	720,495
2846908000	COMPOUNDS, INORGAN/ORGAN, RARE-EARTH METAS, NESOI	KG	196	305,433
	NORWAY		196	305,433
2847000000	HYDROGEN PEROXIDE, WHETHER/NOT SOLIDIFIED W/ UREA	KG	94,379	39,188
	BRAZIL		19,247	10,020
	GERMANY		15,840	7,128
	ITALY		17,892	8,544
	SPAIN		41,400	13,496
2849100000	CARBIDES, CHEMICALLY DEFINED OR NOT, OF CALCIUM	KG	426,205	139,270
	ARGENTINA		188,954	57,956
	CHILE		62,100	19,095
	GERMANY		101,336	36,029
	SLOVAK REPUBLIC(SLOVAKIA)		73,815	26,190
2849903000	CARBIDES, CHEM DEFINED/NOT, OF TUNGSTEN	KG	400	6,178
	KOREA,REP. OF (SOUTH KOREA)		400	6,178
2851000090	OTHER INORGANIC COMPOUNDS; LIQ AIR; AMALGAMS,NESOI	KG	6,723	258,514
	CANADA		237	10,835
	GERMANY		6,435	236,902
	ITALY		51	10,777
	ORGANIC CHEMICALS	TOTAL		8,716,492,969
2901105000	OTH SAT ACYC HYDCRBNS NT FRM PETRO, SHALE OIL/GAS	KG	466	2,546
	GERMANY		466	2,546
2902410000	ORTHO-XYLENE	L	97,188	31,615
	CANADA		97,188	31,615
2902440000	MIXED XYLENE ISOMERS	L	109,517	49,205
	CANADA		109,517	49,205
2902909000	OTHER CYCLIC HYDROCARBONS	KG	325,600	896,606
	JAPAN		325,600	896,606
2903120000	DICHLOROMETHANE (METHYLENE CHLORIDE)	KG	21,000	9,900
	KOREA,REP. OF (SOUTH KOREA)		21,000	9,900
2903230000	TETRACHLOROETHYLENE (PERCHLOROETHYLENE)	KG	40,860	20,650
	NETHERLANDS		40,860	20,650
2903302050	OTHER FLUOR, BROMIN OR IODIN DERIV OF ACYLC HYDCAR	KG	69,015	144,783
	CHINA,PEOPLE'S REP.(MAINLAND)		50,622	75,052
	UNITED KINGDOM OF GT BRITAIN		18,393	69,731
2903499010	CHLORODIFLUOROMETHANE (CFC-22)	KG	733,113	1,509,217
	CHINA,PEOPLE'S REP.(MAINLAND)		30,138	32,859
	GERMANY		474,872	1,002,465
	MEXICO		120,242	306,714
	UNITED KINGDOM OF GT BRITAIN		107,861	167,179
2903499060	OTH HALO DERIV ACYLIC HYDCRBS CONT>=2 DIF HALGENS	KG	17,032	20,292
	CHINA,PEOPLE'S REP.(MAINLAND)		17,032	20,292
2903697000	OTHER HALOGENATED DERIVATIVES OF AROMATIC HYDRCRBS	KG	2,550	25,026
	ITALY		2,550	25,026
2904103200	AROMAT PROD DESCRIB IN ADD U.S. NOTE 3 TO SEC 6	KG	35,340	39,910
	UNITED KINGDOM OF GT BRITAIN		35,340	39,910
2904103700	OTHER AROMAT DERIV CONT ONLY SULFO GRPS;SALTS, EST	KG	24,644	956,642
	UNITED KINGDOM OF GT BRITAIN		24,644	956,642
2904105000	OTHER NON-AROMAT DERIV CONT ONLY SULFO GRPS, ETC	KG	36,864	37,415
	ISRAEL		34,031	33,605
	MEXICO		2,833	3,810
2905111000	METHANOL ONLY FOR PROD OF SYN FUEL OR USE AS FUEL	L	7,423,899	1,400,400
	TRINIDAD AND TOBAGO		7,423,899	1,400,400

TABLE - 2 IMPORTS INTO PUERTO RICO FROM FOREIGN COUNTRIES, BY COMMODITY AND COUNTRY OF ORIGIN
FISCAL YEAR 2003

COMM CODE	DESCRIPTION AND COUNTRY	UNIT	QUANTITY	VALUE - $
2905112000	METHANOL NOT FOR PROD OF SYN FUEL OR USED AS FUEL	L	80,000	41,799
	VENEZUELA		80,000	41,799
2905120050	PROPAN-2-OL	KG	328,942	489,780
	MEXICO		326,242	485,771
	VENEZUELA		2,700	4,009
2905170000	LAURYL ALCOHOL, CETYL ALCOHOL AND STEARYL ALCOHOL	KG	8,703	20,136
	GERMANY		5,990	16,877
	MEXICO		2,713	3,259
2905190050	OTHER SATURATED ACYCLIC MONOHYDRIC ALCOHOLS	KG	189,271	374,945
	GERMANY		189,271	374,945
2905299000	OTHER UNSATURATED ACYCLIC MONOHYDRIC ALCOHOLS	KG	223	3,142
	GERMANY		223	3,142
2905320000	PROPYLENE GLYCOL (PROPANE-1,2-DIOL)	KG	41,520	109,919
	GERMANY		41,520	109,919
2905430000	MANNITOL	KG	2,000	17,700
	FRANCE		2,000	17,700
2905440000	D-GLUCITOL (SORBITOL)	KG	1,020	2,326
	BELGIUM		1,020	2,326
2905493000	XYLITOL	KG	353,738	1,408,410
	FINLAND		353,738	1,408,410
2906110000	MENTHOL	KG	1,023	12,179
	INDIA		1,023	12,179
2907130000	OCTYLPHENOL, NONYLPHENOL INCL ISOMERS AND SALTS	KG	33,150	47,949
	BRAZIL		17,150	15,599
	UNITED KINGDOM OF GT BRITAIN		16,000	32,350
2907198000	OTHER MONOPHENOLS	KG	8,800	481,998
	ITALY		8,700	478,500
	UNITED KINGDOM OF GT BRITAIN		100	3,498
2907221000	PHOTOGRAPHIC GRADE HYDROQUINONE (QUINOL) AND SALTS	KG	7,500	15,465
	FRANCE		7,500	15,465
2908101000	META-CHLOROPHENOL,CHLOROTHYMOL ETC	KG	50	3,150
	INDONESIA		50	3,150
2909191400	METHYL TERTIARY-BUTYL ETHER (MTBE)	KG	343,659	105,488
	BRAZIL		343,659	105,488
2909196000	ETHERS OF POLYHDRIC ALCOHOLS & THEIR DERIVATIVES	KG	398	22,792
	UNITED KINGDOM OF GT BRITAIN		398	22,792
2909302000	OTHER ODIFEROUS OR FLAVORING COMPOUNDS	KG	3,149	28,092
	BELGIUM		3,149	28,092
2909306000	OTH AROMATIC ETHERS AND THEIR HALO, ETC DERIV,NESO	KG	17,800	64,909
	FRANCE		17,800	64,909
2909430000	MONOBUTYL ETHERS OF MONO OR DI-ETHYLENE GLYCOLS	KG	121,980	101,534
	MEXICO		121,980	101,534
2909505000	OTHER ETHER-PHENOLS, ETC AND THEIR HALO, ETC DERIV	KG	100	4,082
	SWITZERLAND		100	4,082
2911001000	1,1-BIS-(1-METHYLETHOXY) CYCLOHEXANE	KG	323,456	3,246,852
	JAPAN		323,456	3,246,852
2911005000	ACETALS AND HEMIACETALS,WITH OR W/O OTH OXY FUNC	KG	15,800	1,265,252
	GERMANY		15,800	1,265,252
2912110000	METHANAL (FORMALDEHYDE)	KG	48,800	15,504
	BELGIUM		18,400	5,584
	MEXICO		30,400	9,920
2912195000	OTHER ACYCLIC ALDEHYDES WITHOUT OTHER OXY FUNCTION	KG	262,492	611,025
	CHINA,PEOPLE'S REP.(MAINLAND)		95,215	320,361
	FRANCE		167,277	290,664
2912296000	OTHER CYCLIC ALDEHYDES WITHOUT OTHER OXY FUNCTION	KG	980	9,734
	CHINA,PEOPLE'S REP.(MAINLAND)		980	9,734
2912600000	PARAFORMALDEHYDE	KG	57,245	37,137
	GERMANY		57,245	37,137
2913004000	AROMATIC HALO, SULFO, ETC DERIV OF PROD OF HD 2912	KG	26,394	118,293
	GERMANY		3,520	17,001
	JAPAN		22,874	101,292
2914211000	NATURAL CAMPHOR	KG	16,691	60,815
	CHINA,PEOPLE'S REP.(MAINLAND)		16,691	60,815
2914399000	AROMATIC KETONES WITHOUT OTH OXYGEN FUNCTION,NESOI	KG	8,035	121,047
	GERMANY		8,032	110,437
	UNITED KINGDOM OF GT BRITAIN		3	10,610
2914503000	AROMAT KETONES-PHENOLS; KETONES WITH OTH OXY FUNCT	KG	32,865	7,017,568
	IRELAND		1,977	426,360

TABLE - 2 IMPORTS INTO PUERTO RICO FROM FOREIGN COUNTRIES, BY COMMODITY AND COUNTRY OF ORIGIN
FISCAL YEAR 2003

COMM CODE	DESCRIPTION AND COUNTRY	UNIT	QUANTITY	VALUE - $
	UNITED KINGDOM OF GT BRITAIN		30,888	6,591,208
2914505000	NON-AROMATIC KETONE-PHENOLS ETC WITHOUT OTH OXY FN	KG	1	6,428
	SINGAPORE		1	6,428
2914703000	ANTHRAQUINONE DISULFONIC ACID, SODIUM SALT; ETC.	KG	304,679	15,020,634
	FRANCE		304,679	15,020,634
2914704000	OTHER HALO, ETC DERIV OF AROMAT KETONES AND QUINON	KG	47,868	4,042,779
	GERMANY		22,773	1,984,577
	JAPAN		25,095	2,058,202
2914709000	OTHER HALO, ETC DER OF NON-AROM KETONES AND QUINON	KG	800	120,000
	INDIA		800	120,000
2915110000	FORMIC ACID	KG	222,400	148,719
	GERMANY		222,400	148,719
2915210000	ACETIC ACID	KG	205,159	126,956
	BELGIUM		89,844	63,348
	KOREA,REP. OF (SOUTH KOREA)		16,800	10,752
	MEXICO		81,315	44,108
	NETHERLANDS		17,200	8,748
2915220000	SODIUM ACETATE	KG	23,000	37,994
	CHINA,PEOPLE'S REP.(MAINLAND)		5,000	4,100
	NETHERLANDS		18,000	33,894
2915295000	OTHER SALTS OF ACETIC ACID	KG	90,102	104,668
	FRANCE		90,102	104,668
2915350000	2-ETHOXYETHYL ACETATE	KG	36,800	23,563
	RUSSIA		36,800	23,563
2915393000	ESTER OF ACETIC ACID DESCR IN U.S. NOTE 3 SEC 6	KG	80,000	223,400
	CHINA,PEOPLE'S REP.(MAINLAND)		80,000	223,400
2915394700	ACETATES OF POLYHYD ALCHLS OR OF POLYHYD ALCHLS ET	KG	9,085	11,520,140
	MEXICO		9,085	11,520,140
2915399000	OTHER NON-AROMATIC ESTERS OF ACETIC ACID	KG	4,000	4,808
	MEXICO		4,000	4,808
2915401000	CHLOROACETIC ACIDS	KG	18,153	3,840
	COLOMBIA		18,153	3,840
2915405050	OTHER SALTS ETC OF MONO-, DI- OR TRICHLOROACT ACID	KG	19,440	25,300
	CHINA,PEOPLE'S REP.(MAINLAND)		19,440	25,300
2915505000	NON-AROMATIC SALTS AND ESTERS OF PROPIONIC ACID	KG	19,000	16,215
	NETHERLANDS		19,000	16,215
2915605000	BUTYR AND VALER ACIDS AND THEIR NON-AROM SALTS ETC	KG	15,600	21,325
	SPAIN		15,600	21,325
2915700010	PALMITIC ACID	KG	2,380	25,204
	ITALY		2,380	25,204
2915700020	STEARIC ACID FROM SATURATED ACYCLIC MONOCARB. ACID	KG	16,700	28,571
	GERMANY		500	2,225
	ITALY		16,200	26,346
2915700050	SALTS AND ESTERS OF PALMITIC AND STEARIC ACIDS	KG	58,900	56,816
	ITALY		900	2,876
	MEXICO		58,000	53,940
2915905000	NON-AROMAT DERIV OF SAT ACYC MONOCARBOXYLIC ACIDS	KG	31,269	78,098
	GERMANY		31,266	65,098
	UNITED KINGDOM OF GT BRITAIN		3	13,000
2916125050	OTHER NON-AROMATIC ESTERS OF ACRYLIC ACID	KG	42,100	272,316
	JAPAN		41,400	188,097
	UNITED KINGDOM OF GT BRITAIN		700	84,219
2916130000	METHACRYLIC ACID AND ITS SALTS	KG	25,000	48,095
	GERMANY		25,000	48,095
2916141000	DICYCLOPENTERRYLAXYETHYL METHACRYLATE	KG	800	15,257
	JAPAN		800	15,257
2916142050	OTHER ESTERS OF METHACRYLIC ACID	KG	209,748	655,284
	GERMANY		181,140	460,291
	IRELAND		728	14,371
	JAPAN		27,200	172,206
	NETHERLANDS		680	8,416
2916191000	POTASSIUM SORBATE	KG	117,500	450,671
	CHINA,PEOPLE'S REP.(MAINLAND)		8,000	20,922
	GERMANY		109,500	429,749
2916205000	CYCLANIC, ETC MONOCARBOXYLIC ACIDS AND THEIR DERIV	KG	650	221,000
	UNITED KINGDOM OF GT BRITAIN		650	221,000
2916311070	SODIUM BENOZATE	KG	100,999	108,533
	IRELAND		999	21,246

TABLE - 2 IMPORTS INTO PUERTO RICO FROM FOREIGN COUNTRIES, BY COMMODITY AND COUNTRY OF ORIGIN
FISCAL YEAR 2003

COMM CODE	DESCRIPTION AND COUNTRY	UNIT	QUANTITY	VALUE - $
	NETHERLANDS		100,000	87,287
2916311570	SODIUM BENZOATE	KG	935,334	867,707
	CANADA		140,000	163,940
	CHINA,PEOPLE'S REP.(MAINLAND)		4,062	3,640
	ESTONIA		300,000	282,160
	IRELAND		497	10,617
	NETHERLANDS		490,775	407,350
2916311590	BENZOIC ACID & ITS SALTS & ESTERS NESOI	KG	211,710	264,000
	CANADA		211,710	264,000
2916312000	ODIFEROUS OR FLAVORNG CMPDS OF BENZOIC ACID ESTERS	KG	159,000	168,949
	CANADA		119,000	139,349
	ESTONIA		40,000	29,600
2917110000	OXALIC ACID, ITS SALTS AND ESTERS	KG	622,000	744,230
	CHINA,PEOPLE'S REP.(MAINLAND)		622,000	744,230
2917191000	FERROUS FUMARATE	KG	60,600	182,998
	GERMANY		60,600	182,998
2917191700	FUMARIC ACID NOT DERIVED FROM AROMATIC HYDROCARBON	KG	500	64,103
	CZECH REPUBLIC		500	64,103
2917194000	AROMATIC DERIV OF ACYCLIC POLYCARBOXYLIC ACIDS ETC	KG	27,600	597,959
	UNITED KINGDOM OF GT BRITAIN		27,600	597,959
2917310000	DIBUTYL ORTHOPHTHALATES	KG	19,200	27,936
	KOREA,REP. OF (SOUTH KOREA)		19,200	27,936
2918111000	LACTIC ACID	KG	1,274	3,822
	MEXICO		1,274	3,822
2918120000	TARTARIC ACID	KG	58,611	321,285
	CHILE		30,000	86,057
	IRELAND		6,243	133,110
	ITALY		22,368	102,118
2918140000	CITRIC ACID	KG	5,633,804	5,599,615
	BELGIUM		2,256,202	2,122,379
	BRAZIL		39,600	49,969
	CANADA		34,944	62,800
	CHINA,PEOPLE'S REP.(MAINLAND)		3,055,155	3,120,723
	COLOMBIA		123,790	152,529
	INDONESIA		104,113	76,900
	NETHERLANDS		20,000	14,315
2918151000	SODIUM CITRATE	KG	459,238	553,105
	BELGIUM		242,028	289,679
	BRAZIL		33,160	83,595
	IRELAND		4,050	11,031
	ISRAEL		180,000	168,800
2918155000	OTER SALTS AND ESTERS OF CITRIC ACID	KG	121,000	167,613
	CHINA,PEOPLE'S REP.(MAINLAND)		1,000	11,913
	ISRAEL		120,000	155,700
2918191200	MANDELIC ACID	KG	130,650	2,690,549
	JAPAN		130,650	2,690,549
2918199000	OTHER NON-AROM CARBOXY ACIDS WITH OTH OXY FUNC ETC	KG	33,025	377,328,590
	JAPAN		33,025	377,328,590
2918221000	ORTHO-ACETYLSALICYLIC ACID (ASPIRIN)	KG	10,000	28,635
	FRANCE		5,000	14,600
	THAILAND		5,000	14,035
2918303000	OTHER AROM CARBOXY ACIDS WITH ALDEHYDE ETC FNC ETC	KG	1,098	374,045
	FRANCE		1,098	374,045
2918309000	NON-AROMAT CARBOXY ACIDS WITH ALDEHYDE ETC FNC ETC	KG	63,075	1,487,753
	JAPAN		31,325	709,502
	SWITZERLAND		31,750	778,251
2918903000	AROMATIC DRUGS	KG	664,556	39,449,599
	INDIA		5,200	227,120
	IRELAND		950	57,000
	ITALY		146,806	8,490,479
	MEXICO		511,600	30,675,000
2918904300	PROD DES IN NOTE 3 SECT 6 W/CARBOXYLIC ACIDS	KG	380	203,574
	UNITED KINGDOM OF GT BRITAIN		380	203,574
2918905000	NON-AROMAT CARBOXY ACIDS WITH ADD OXY FUNCT, ETC	KG	185,614	1,033,801
	CHINA,PEOPLE'S REP.(MAINLAND)		182,814	782,340
	JAPAN		2,800	251,461
2921110000	METHYLAMINE, DI OR TRIMETHYLAMINE AND THEIR SALTS	KG	576,000	692,450
	INDIA		576,000	692,450

TABLE - 2 IMPORTS INTO PUERTO RICO FROM FOREIGN COUNTRIES, BY COMMODITY AND COUNTRY OF ORIGIN
FISCAL YEAR 2003

COMM CODE	DESCRIPTION AND COUNTRY	UNIT	QUANTITY	VALUE - $
2921120000	DIETHYLAMINE AND ITS SALTS	KG	391,000	454,820
	CHINA,PEOPLE'S REP.(MAINLAND)		391,000	454,820
2921196000	OTHER ACYCLIC MONOAMINES AND THEIR DERIVATIVES	KG	3,367	165,060
	HUNGARY		67	126,483
	UNITED KINGDOM OF GT BRITAIN		3,300	38,577
2921210000	ETHYLENEDIAMINE AND ITS SALTS	KG	125,765	542,391
	ARGENTINA		125,765	542,391
2921494300	AROMATIC MONOAMINE DRUGS, NESOI	KG	3,831	2,757,097
	SPAIN		3,831	2,757,097
2921494500	AROM MONOAMINES ETC OF PROD IN US NOTE 3,SECT 6	KG	1,065	249,640
	BELGIUM		1,065	249,640
2921495000	AROM MONOAMINES(EXC OF PROD IN US NOTE 3,SEC 6)	KG	218	508,572
	BELGIUM		18	57,600
	UNITED KINGDOM OF GT BRITAIN		200	450,972
2922110000	MONOETHANOLAMINE AND ITS SALTS	KG	58,756	50,420
	MEXICO		58,756	50,420
2922130000	TRIETHANOLAMINE AND ITS SALTS	KG	40,480	37,429
	MEXICO		40,480	37,429
2922190900	AROMATIC AMINO-ALCOHOLS,ETC USED AS DRUGS,NESOI	KG	17,236	180,620,024
	IRELAND		7,406	180,374,838
	JAPAN		9,830	245,186
2922196000	AROM AMINO-ALCOHOLS ETC OF PROD IN U.S.NT 3 SEC 6	KG	14,882	1,065,800
	ITALY		14,882	1,065,800
2922199500	OTHER NON-AROMATIC AMINO-ALCOHOLS AND DERIV ETC	KG	4,270	228,445
	GERMANY		1,870	53,245
	ITALY		2,400	175,200
2922292700	AMINO-NAPHTHOLS AND AMINO-PHENOLS,ETC USED AS DRUG	KG	602	599,676
	ITALY		602	599,676
2922298090	AMINO-NAPHTHO & OTHER AMINO-PHENOLS NESOI	KG	648	512,256
	FRANCE		648	512,256
2922421000	MONOSODIUM GLUTAMATE	KG	1,506,973	1,368,695
	BRAZIL		501,233	405,245
	FRANCE		180,000	176,784
	INDONESIA		16,103	16,153
	KOREA,REP. OF (SOUTH KOREA)		791,637	753,095
	SPAIN		18,000	17,418
2922492600	AROMATIC AMINO-ACIDS ETC FOR USE AS DRUGS	KG	6,103	3,404,760
	CHINA,PEOPLE'S REP.(MAINLAND)		104	595,560
	FINLAND		5,999	2,809,200
2922496000	3-AMINOCROTONIC ACID, METHYL ESTER; ETC.	KG	107,083	1,724,115
	NETHERLANDS		6,275	89,079
	SWITZERLAND		100,808	1,635,036
2922498000	NON-AROMATIC ESTERS OF AMINO-ACIDS AND DERIV ETC	KG	121,500	320,557
	GERMANY		121,500	320,557
2922501300	ISOETHARINE HYDROCHLORIDE; NYLIDRIN HYDROCHLOR ETC	KG	4,480	425,179
	UNITED KINGDOM OF GT BRITAIN		4,480	425,179
2922501400	OTHER AROMATIC CARDIOVASCULAR DRUGS	KG	1,245	852,075
	MEXICO		1,195	777,075
	SWITZERLAND		50	75,000
2922501700	AROM DERMATOLOGICAL AGTS AND LOCAL ANESTHETICS	KG	1,040	18,324
	IRELAND		1,040	18,324
2922502500	OTHER AROMATIC AMINO-ALCOHOL-PHENOL DRUGS	KG	22,806	6,114,692
	AUSTRALIA		456	477,347
	GERMANY		13,900	3,017,845
	SWITZERLAND		8,450	2,619,500
2923100000	CHOLINE AND ITS SALTS	KG	156,160	130,196
	CANADA		156,160	130,196
2923900000	OTHER QUATERNARY AMMONIUM SALTS AND HYDROXIDES	KG	9,500	37,507
	DENMARK		100	18,738
	MEXICO		9,400	18,769
2924191020	DIMETHYLFORMAMIDE	KG	35,295	70,808
	CANADA		35,295	70,808
2924191050	ACYCLIC AMIDES AND THEIR DERIVATIVES ETC NESOI	KG	175,425	301,905
	GERMANY		172,500	259,159
	UNITED KINGDOM OF GT BRITAIN		2,925	42,746
2924291000	ACETANILIDE; N-ACETYLSULFANILYL CHLORIDE; ETC.	KG	8,262	240,959
	JAPAN		8,262	240,959
2924296210	ACETAMINOPHEN	KG	1,000	2,400

TABLE - 2 IMPORTS INTO PUERTO RICO FROM FOREIGN COUNTRIES, BY COMMODITY AND COUNTRY OF ORIGIN
FISCAL YEAR 2003

COMM CODE	DESCRIPTION AND COUNTRY	UNIT	QUANTITY	VALUE - $
	GERMANY		1,000	2,400
2924296250	OTHER AROM CYC AMIDES ETC FOR USE AS DRUGS	KG	34,661	6,879,182
	ITALY		32,231	6,378,533
	UNITED KINGDOM OF GT BRITAIN		2,430	500,649
2924297100	PRODUCTS DESC IN U.S. NOTE 3 TO SECT 6, NESOI	KG	234,629	27,275,780
	NORWAY		234,629	27,275,780
2924299500	NON-AROM CYCLIC AMIDES & THEIR DERIV, NESOI	KG	10,000	1,442,010
	FRANCE		10,000	1,442,010
2925110000	SACCHARIN AND ITS SALTS	KG	471,072	1,605,349
	KOREA,REP. OF (SOUTH KOREA)		469,072	1,598,749
	SPAIN		2,000	6,600
2925194200	AROMATIC IMIDES AND THEIR DERIVATIVES, NESOI	KG	40	4,902
	JAPAN		40	4,902
2925199000	OTHER NON-AROMATIC IMIDES AND THEIR DERIVATIVES	KG	703	71,452
	GERMANY		3	8,452
	SPAIN		700	63,000
2925209000	NON-AROMATIC IMINES AND THEIR DERIVATIVES; ETC	KG	482,967	38,231,020
	FRANCE		157,014	24,970,940
	GERMANY		2	11,233
	INDIA		72,000	864,000
	SPAIN		253,951	12,384,847
2926901400	P-CHLOROBENZONITRILE; AND VERAPAMIL HYDROCHLORIDE	KG	4	5,426
	UNITED KINGDOM OF GT BRITAIN		4	5,426
2926904300	AROM NITRILE-FUNC CMPD PROD IN U.S. NOTE 3	KG	96,195	4,179,694
	IRELAND		195	810,654
	JAPAN		96,000	3,369,040
2926905050	OTHER NON-AROMATIC NITRILE-FUNCTION COMPOUNDS	KG	19,348	944,518
	IRELAND		19,348	944,518
2928005000	NON-AROM ORGAN DERIV OF HYDRAZINE ETC (EXC DRUGS)	KG	300	20,550
	UNITED KINGDOM OF GT BRITAIN		300	20,550
2929905000	OTHER NON-AROM CMPDS WITH OTHER NITRO FUNCTION	KG	600	4,404
	CHINA,PEOPLE'S REP.(MAINLAND)		600	4,404
2930202050	OTHER AROMATIC THIOCARBAMATES AND DITHIOCARBAMATES	KG	57	12,237
	FINLAND		57	12,237
2930209050	OTHER NON-AROM THIOCARBAMATES AND DITHIOCARBAMATES	KG	12,345	27,508
	MEXICO		12,345	27,508
2930400000	METHIONINE	KG	115,000	260,439
	FRANCE		115,000	260,439
2930902900	OTHER AROM ORG-SULF CMPDS (EXCL PESTICIDES)	KG	50,536	4,822,913
	BRAZIL		7,781	604,737
	CHINA,PEOPLE'S REP.(MAINLAND)		18,189	1,829,389
	GERMANY		10,685	912,394
	JAPAN		13,881	1,476,393
2930907100	DIBUYLTHIOUREA	KG	88	15,950
	UNITED KINGDOM OF GT BRITAIN		88	15,950
2930909010	CYSTEINE HYDROCHLORIDE	KG	4,500	315,837
	GERMANY		4,500	315,837
2930909050	OTHER NON-AROMATIC ORGANO-SULFUR COMPOUNDS	KG	14,600	646,368
	UNITED KINGDOM OF GT BRITAIN		14,600	646,368
2931002200	AROMATIC ORGANO-INORGANIC COMPOUNDS USED AS DRUGS	KG	15,484	1,759,067
	ITALY		15,484	1,759,067
2931009010	ORGANO-SILICON COMPOUNDS	KG	452,600	2,480,286
	GERMANY		452,600	2,480,286
2931009030	ORGANO-PHOSPHORUS COMPOUNDS	KG	59,283	1,316,586,313
	IRELAND		48,261	1,316,556,313
	ISRAEL		11,022	30,000
2931009050	OTHER NON-AROMATIC ORGANO-INORGANIC COMPOUNDS	KG	5,800	228,289
	UNITED KINGDOM OF GT BRITAIN		5,800	228,289
2932110000	TETRAHYDROFURAN	KG	28,656	53,136
	NETHERLANDS		28,656	53,136
2932191000	AROM CMPDS CONT AN UNFUSED FURAN RING IN THE STRUC	KG	4,000	33,761
	SPAIN		4,000	33,761
2932195000	NON-AROM CMPDS CONT AN UNFUSED FURAN RING	KG	4,000	35,780
	SPAIN		4,000	35,780
2932292000	AROMATIC LACTONES USED AS DRUGS	KG	1,458	1,144,295
	SWEDEN		1,458	1,144,295
2932295050	OTHER NON-AROMATIC LACTONES	KG	4,316	4,231,635
	UNITED KINGDOM OF GT BRITAIN		4,316	4,231,635

TABLE - 2 IMPORTS INTO PUERTO RICO FROM FOREIGN COUNTRIES, BY COMMODITY AND COUNTRY OF ORIGIN
FISCAL YEAR 2003

COMM CODE	DESCRIPTION AND COUNTRY	UNIT	QUANTITY	VALUE - $
2932930000	PIPERONAL (HELIOTROPIN)	KG	2,365	30,750
	UNITED KINGDOM OF GT BRITAIN		2,365	30,750
2932996100	AROM HETEROCYC ETC OF PROD IN US NT 3 SEC6 NESOI	KG	100,959	315,290,570
	IRELAND		100,959	315,290,570
2932999000	OTHER NON-AROMATIC HETEROCYC CMPDS WITH OXYGEN ETC	KG	200	100,101
	SWITZERLAND		200	100,101
2933199000	OTHER CMPDS ETC CONT AN UNFUSED PYRAZOLE RING ETC	KG	510	533,674
	PORTUGAL		510	533,674
2933210000	HYDANTOIN AND ITS DERIVATIVES	KG	310	155,000
	INDIA		310	155,000
2933292000	AROM OR MOD AROM DRUGS CONT AN UNFUSED IMIDAZO ETC	KG	151,043	55,730,446
	FRANCE		9,801	6,536,524
	IRELAND		104,188	41,062,480
	SWITZERLAND		36,230	7,633,202
	UNITED KINGDOM OF GT BRITAIN		824	498,240
2933294500	DRUGS (EXC AROM OR MOD AROM) CONT AN UNFUS IMI ETC	KG	68,590	4,677,415
	IRELAND		34,310	3,431,068
	ISRAEL		7,602	309,225
	ITALY		26,491	909,596
	SLOVENIA		187	27,526
2933299000	OTHER COMPOUNS (EXC DRUGS,ETC) CONT AN UNFUSED ETC	KG	112,513	4,381,681
	ITALY		7,450	280,836
	SWITZERLAND		105,063	4,100,845
2933310000	PYRIDINE AND ITS SALTS	KG	24,144	159,342
	BELGIUM		23,724	127,842
	SPAIN		400	28,400
	SWITZERLAND		20	3,100
2933390800	1-(3-SULFAPROPYL) PRYIDINIUM HYDROXIDE; ETC.	KG	29,673	801,923
	SWITZERLAND		29,673	801,923
2933392300	O-PARAQUAT DICHLORIDE	KG	14,436	100,800
	GUATEMALA		14,436	100,800
2933392500	OTHER HERBICIDES CONT AN UNFUSED PYRIDINE RING ETC	KG	147,940	9,898,711
	BRAZIL		147,940	9,898,711
2933394100	DRUGS CONT AN UNFUSED PYRIDINE RING ETC, NESOI	KG	27,511	379,573,532
	AUSTRIA		40	9,920
	FRANCE		1,014	306,480
	GERMANY		7,116	77,451,852
	IRELAND		14,809	295,580,141
	ITALY		150	33,920
	SWEDEN		4,222	6,069,609
	UNITED KINGDOM OF GT BRITAIN		160	121,610
2933399100	COMPOUND CONT AN UNFUSED PYRIDINE RING ETC,NESOI	KG	2	4,741
	UNITED KINGDOM OF GT BRITAIN		2	4,741
2933491000	ETHOXYQUIN	KG	950	2,868
	BELGIUM		950	2,868
2933492600	DRUGS CONT A QUINOLINE OR ISOQUINOLINE ETC, NESOI	KG	476	4,771,506
	IRELAND		275	3,941,922
	ITALY		172	396,834
	SPAIN		29	432,750
2933493000	PESTICIDES CONT A QUINOLINE OR ISOQUIN RING-SY ETC	KG	10,000	589,335
	BRAZIL		10,000	589,335
2933593600	OTHER AROM OR MOD-AROM ANTI-INFECTIVE AGENTS	KG	10,048	14,084,004
	JAPAN		10,048	14,084,004
2933594600	ANTIDEP., TRANQ., ETC. W/ PYRIMIDINE RING	KG	3,202	244,533
	CHINA,PEOPLE'S REP.(MAINLAND)		3,202	244,533
2933595300	OTHER AROM OR MOD-AROM DRUGS CONT A PYRIMID ETC	KG	11,597	203,761,065
	GERMANY		800	431,112
	IRELAND		7,797	200,168,460
	SPAIN		2,500	947,393
	UNITED KINGDOM OF GT BRITAIN		500	2,214,100
2933595900	OTHER DRUGS (EXCL AROM OR MOD-AROM) CONT A PYR ETC	KG	29,248	19,685,212
	FINLAND		5,925	4,864,458
	FRANCE		260	32,554
	GERMANY		9,909	1,099,369
	INDIA		250	11,500
	IRELAND		996	12,589,443
	ISRAEL		11,908	1,087,888
2933597000	PROD IN U.S. NOTE 3 TO SEC 6 CONT A PYRIMID RN ETC	KG	72,364	5,343,621

TABLE - 2 IMPORTS INTO PUERTO RICO FROM FOREIGN COUNTRIES, BY COMMODITY AND COUNTRY OF ORIGIN
FISCAL YEAR 2003

COMM CODE	DESCRIPTION AND COUNTRY	UNIT	QUANTITY	VALUE - $
	BELGIUM		2,358	863,045
	ITALY		1,306	312,088
	SWITZERLAND		68,700	4,168,488
2933598500	2-AMINO-4-CHLORO-6-METHOXYPYRIMIDINE; ETC.	KG	158,465	5,422,427
	CHINA,PEOPLE'S REP.(MAINLAND)		3,000	71,200
	SWITZERLAND		149,800	4,991,381
	UNITED KINGDOM OF GT BRITAIN		5,665	359,846
2933599500	OTHER(EXCL AROM OR MOD-AROMO) CMPDS CONT A PYR ETC	KG	45,018	2,142,234
	FRANCE		22	44,000
	GERMANY		29,500	715,426
	INDIA		11,851	240,000
	ITALY		3,525	1,085,762
	SWITZERLAND		120	57,046
2933696050	OTHER CMPDS CONT AN UNFUSED TRIAZINE RING ETC	KG	129,634	4,081,555
	CHINA,PEOPLE'S REP.(MAINLAND)		2,000	21,000
	FRANCE		2,650	112,360
	GERMANY		38,586	1,754,792
	NETHERLANDS		14,400	672,048
	UNITED KINGDOM OF GT BRITAIN		71,998	1,521,355
2933790800	LACTAMS OF PROD. DESCR. IN ADD. U.S. NOTE 3, NESOI	KG	1,816	15,703,267
	JAPAN		1,816	15,703,267
2933798500	LACTAMS, NESOI	KG	1,531	10,669,155
	UNITED KINGDOM OF GT BRITAIN		1,531	10,669,155
2933910000	ALPRAZOLAM, CAMAZEPAM, CHORDIAZEPOXIDE (INN), ETC.	KG	298	832,953
	FRANCE		298	832,953
2933991300	AROM/MOD AROM HETEROCYC. CMPNDS W/ NIT ATOM(S) ONL	KG	1,600	38,275
	CHINA,PEOPLE'S REP.(MAINLAND)		1,600	38,275
2933992600	ANTIHISTAMINES, W/ HETEROCYC. CMPNDS W/ NIT HET-AT	KG	119	11,850
	SPAIN		119	11,850
2933994600	ANTI-INFECTIVE AGTS, W/ NIT HET-ATOM(S) ONLY NESOI	KG	78,156	261,998,149
	BELGIUM		393	262,264
	IRELAND		77,543	261,727,545
	MEXICO		220	8,340
2933995300	CARDIOVASCULAR DRUGS, NESOI	KG	28,051	498,654,765
	FRANCE		251	301,618
	GERMANY		50	88,547
	IRELAND		21,747	465,118,356
	ITALY		3,203	3,039,614
	JAPAN		2,800	30,106,630
2933995590	ANALGESICS, ANTIPYRETICS & NON-HORMONAL AGTS NESOI	KG	170	613,987
	IRELAND		170	613,987
2933996100	ANTIDEPRESSANTS, TRANQUILIERS ETC, NESOI	KG	1,443	1,077,251
	FRANCE		342	807,066
	GERMANY		101	45,185
	SWITZERLAND		1,000	225,000
2933997500	AROMATIC OR MOD AROMATIC DRUGS W/NITROGEN ETC, NES	KG	1,450	68,150
	SPAIN		1,450	68,150
2933997900	PROD IN U.S. NOTE 3 TO SEC 6 WITH NITRO ATOMS ET	KG	87,586	1,636,800
	CHINA,PEOPLE'S REP.(MAINLAND)		87,586	1,636,800
2933998210	BENZ0TIRAZOLE (CAS #95-14-7)	KG	31,375	1,178,255
	SWITZERLAND		31,375	1,178,255
2933999000	DRUGS (EXC AROM OR MOD-AROM) WITH NITRO HETERO ETC	KG	20,315	2,114,970
	IRELAND		2,000	1,000,070
	ITALY		18,315	1,114,900
2933999700	HETEROCYC CMPNDS W/ NIT HET-ATOM(S) ONLY, NESOI	KG	9,005	1,156,230
	GERMANY		8,100	782,805
	IRELAND		301	12,034
	NORWAY		229	356,266
	SPAIN		375	5,125
2934101000	AROM OR MOD-AROM PROD IN U.S. NOTE 3 SECT 6 ETC	KG	6,989	10,548,226
	IRELAND		6,933	10,431,507
	MEXICO		56	116,719
2934109000	OTHER CMPDS(EXC AROM OR MOD-AROM) CONT THIAZOL ETC	KG	11,660	8,137,811
	ITALY		11,660	8,137,811
2934204000	PROD IN U.S. NOTE 3 TO SEC 6 CONT A BENZOTHIAZ ETC	KG	4,668	27,228,300
	GERMANY		4,668	27,228,300
2934302700	OTHER DRUGS,NESOI	KG	548	100,621
	FRANCE		500	59,071

TABLE - 2 IMPORTS INTO PUERTO RICO FROM FOREIGN COUNTRIES, BY COMMODITY AND COUNTRY OF ORIGIN
FISCAL YEAR 2003

COMM CODE	DESCRIPTION AND COUNTRY	UNIT	QUANTITY	VALUE - $
	SOUTH AFRICA,REP.OF		48	41,550
2934305000	OTHER CMPDS CONT A PHENOTHIAZINE RING SYSTEM ETC	KG	8	14,843
	SOUTH AFRICA,REP.OF		8	14,843
2934910000	AMINOREX, BROTIZOLAM, CLOTIAZEPAM (INN) ETC.	KG	61,239	5,848,236
	ISRAEL		33,695	3,183,847
	ITALY		27,544	2,664,389
2934990100	MYCOPHENOLATE MOFETIL	KG	96,949	45,136,182
	IRELAND		87,923	40,711,983
	MEXICO		9,026	4,424,199
2934993000	HETEROCYC CMDPS. USED AS DRUGS, NESOI	KG	284,712	3,987,097,606
	BELGIUM		3,090	1,260,553
	FRANCE		4,310	5,621,923
	IRELAND		62,506	3,795,146,384
	ISRAEL		65,280	5,756,977
	ITALY		59,876	3,971,645
	JAPAN		82,496	115,183,553
	SWITZERLAND		3,200	605,725
	UNITED KINGDOM OF GT BRITAIN		3,954	59,550,846
2934993900	HETEROCYC CMPDS OF PROD IN U.S. NT 3 SEC 6, NESOI	KG	3,733	1,158,259
	UNITED KINGDOM OF GT BRITAIN		3,733	1,158,259
2934994700	HETEROCYC CMPDS USED DRUGS, NESOI	KG	62,029	46,597,340
	CANADA		275	151,271
	CHINA,PEOPLE'S REP.(MAINLAND)		15,000	3,458,085
	FRANCE		10,796	17,255,841
	GERMANY		1,941	777,532
	IRELAND		360	6,000,070
	JAPAN		15,005	12,260,145
	MEXICO		312	171,874
	SWITZERLAND		18,009	5,541,318
	UNITED KINGDOM OF GT BRITAIN		331	981,204
2934997000	MORPHOLINOETHTYL CHLORIDE,HCL; ETC	KG	186	316,642
	FRANCE		186	316,642
2934999000	NON-AROM OR NON-MOD AROM HETEROCYC CMPDS, NESOI	KG	175,692	5,278,245
	FRANCE		22	35,200
	GERMANY		164,590	4,731,279
	KOREA,REP. OF (SOUTH KOREA)		1,080	14,364
	NETHERLANDS		10,000	497,402
2935004800	OTHER SULFONAMIDES USED AS ANTI-INFECTIVE AGENTS	KG	94,985	1,295,821
	GERMANY		91,787	1,247,702
	INDIA		3,198	48,119
2935006000	OTHER SULFONAMIDE DRUGS (EXCL ANTI-INFECT AGNTS)	KG	194,764	9,388,227
	AUSTRALIA		243	114,160
	CROATIA		19	7,740
	GERMANY		178,393	2,463,119
	INDIA		8,081	117,809
	ITALY		4,340	693,937
	UNITED KINGDOM OF GT BRITAIN		3,688	5,991,462
2935007500	OTHER SULFONAMIDES (EXCL DRUGS ETC)	KG	450,895	27,063,382
	AUSTRALIA		1,250	163,550
	CHINA,PEOPLE'S REP.(MAINLAND)		73,908	2,717,705
	GERMANY		99,806	1,881,188
	ITALY		6,980	2,979,647
	JAPAN		198,651	8,653,418
	UNITED KINGDOM OF GT BRITAIN		70,300	10,667,874
2935009500	OTHER SULFONAMIDES(EXC DRUGS,ETC)EXCL PROD U.S. ET	KG	1,068	849,548
	BELGIUM		600	16,711
	GERMANY		293	206,061
	UNITED KINGDOM OF GT BRITAIN		175	626,776
2936210000	VITAMINS A AND THEIR DERIVATIVES UNMIXED	KG	100	6,811
	UNITED KINGDOM OF GT BRITAIN		100	6,811
2936230000	VITAMIN B2 (RIBOFLAVIN) AND ITS DERIVATIVES	KG	600	7,589
	BELGIUM		600	7,589
2936240000	D- OR DL-PANTOTHENIC ACID (VITMIN B3 OR B5)AND DER	KG	640	5,448
	UNITED KINGDOM OF GT BRITAIN		640	5,448
2936260000	VITAMIN B12 AND ITS DERIVATIVES	KG	200	6,666
	BELGIUM		200	6,666
2936280000	VITAMIN E AND ITS DERIVATIVES	KG	3,000	12,736
	FRANCE		3,000	12,736

TABLE - 2 IMPORTS INTO PUERTO RICO FROM FOREIGN COUNTRIES, BY COMMODITY AND COUNTRY OF ORIGIN
FISCAL YEAR 2003

COMM CODE	DESCRIPTION AND COUNTRY	UNIT	QUANTITY	VALUE - $
2936292000	OTHER AROM OR MOD-AROM VITAMINS AND DERIVATIVES	KG	21,598	3,553,140
	SWITZERLAND		21,598	3,553,140
2936295020	VITAMINS D AND THEIR DERIVATIVES	KG	300	3,017
	BELGIUM		300	3,017
2936295050	OTHER VITAMINS (EXC AROM AND MOD-AROM) AND DERIV	KG	300	2,787
	BELGIUM		300	2,787
2937110000	SOMATOTROPIN, ITS DERIVS AND STRUCTURAL ANALOGUES	GM	428,705	120,035,778
	ARGENTINA		395	1,370,490
	SWITZERLAND		428,310	118,665,288
2937231010	ESTROGENS OF ANIMAL OR VEGETABLE ORIGIN	GM	6,000	26,500
	MEXICO		6,000	26,500
2937231050	PROGESTINS OF ANIMAL OR VEGETABLE ORIGIN, NESOI	KG	147	631,178
	HUNGARY		31	235,328
	MEXICO		116	395,850
2937235010	ESTROGENS NOT DERIV FROM ANIMAL OR VEGETABLE MATER	GM	1,543,850	1,266,814
	MEXICO		1,543,850	1,266,814
2937235050	PROGESTINS NOT OF ANIMAL OR VGTABLE ORIGIN, NESOI	GM	1,383,711	2,566,682
	FRANCE		84,320	1,554,827
	HUNGARY		88,616	908,532
	NETHERLANDS		1,210,775	103,323
2937310000	EPINEPHRINE	GM	695,000	1,067,262
	GERMANY		695,000	1,067,262
2937500000	PROSTAGLADINS, THROMBOXANES AND LEUKOTRIENES	GM	501,700	58,272,455
	HUNGARY		501,700	58,272,455
2937900000	HORMONES, PROSTAGLANDINS, THROMBOXANES, ETC. NESOI	GM	3,597,515	3,130,732
	GERMANY		3,500,000	792,445
	HUNGARY		10,000	34,757
	IRELAND		3,500	795,573
	UNITED KINGDOM OF GT BRITAIN		84,015	1,507,957
2938900000	OTHER GLYCOSIDES, NATURAL OR SYNTHETIC AND DERIV	KG	8,348	9,133,883
	JAPAN		8,348	9,133,883
2939210000	QUININE AND ITS SALTS	GM	4,075,000	515,775
	GERMANY		4,075,000	515,775
2939300000	CAFFEINE AND ITS SALTS	KG	1,769,750	14,511,965
	CHINA,PEOPLE'S REP.(MAINLAND)		690,000	4,347,400
	GERMANY		482,503	4,695,190
	INDIA		150,000	1,180,500
	ITALY		40,000	367,092
	MEXICO		167,247	1,653,540
	SPAIN		240,000	2,268,243
2939420000	PSEUDOEPHEDRINE AND ITS SALTS	KG	1,000	94,651
	GERMANY		1,000	94,651
2939590000	THEOPHYLLINE & AMINOPHYLLINE & DERIVS, SALTS NESOI	KG	71,701	1,000,919
	GERMANY		69,690	903,439
	ITALY		2,008	92,000
	UNITED KINGDOM OF GT BRITAIN		3	5,480
2939610000	ERGOMETRINE AND ITS SALTS	KG	13	261,035
	SLOVENIA		13	261,035
2939990000	VEG. ALKALOIDS, THEIR SALTS AND OTH. DERIV. NESOI	KG	2,070	54,566,707
	BELGIUM		823	53,872,375
	GERMANY		18	8,522
	IRELAND		1,228	683,755
	UNITED KINGDOM OF GT BRITAIN		1	2,055
2940006000	OTHER SUGARS NESOI EXCL D-ARABINOSE	KG	600	18,756
	FRANCE		600	18,756
2941101000	AMPICILLIN AND ITS SALTS	KG	55,010	3,597,612
	ITALY		55,010	3,597,612
2941103000	CARFECILLIN, SODIUM; CLOXACILLIN, SODIUM ETC	KG	9,016	1,069,517
	ITALY		9,016	1,069,517
2941105000	OTHER PENICILLINS AND THEIR DERIVATIVES ETC	KG	289,704	111,990,829
	ITALY		257,780	34,714,988
	JAPAN		30,881	77,157,925
	KOREA,REP. OF (SOUTH KOREA)		1,043	117,916
2941300000	TETRACYCLINES AND THEIR DERIVATIVES; SALTS THEREOF	GM	23,364,130	8,789,325
	AUSTRALIA		642,130	236,215
	CHINA,PEOPLE'S REP.(MAINLAND)		17,000,000	2,045,473
	ITALY		4,000	4,360
	PORTUGAL		5,718,000	6,503,277

TABLE - 2 IMPORTS INTO PUERTO RICO FROM FOREIGN COUNTRIES, BY COMMODITY AND COUNTRY OF ORIGIN
FISCAL YEAR 2003

COMM CODE	DESCRIPTION AND COUNTRY	UNIT	QUANTITY	VALUE - $
2941500000	ERYTHROMYCIN AND ITS DERIVATIVES; SALTS THEREOF	GM	255,237,700	68,195,361
	CROATIA		255,237,700	68,195,361
2941901010	AMINOGLYCOSIDE ANTIBIOTICS	KG	1,400	1,400,000
	CHINA,PEOPLE'S REP.(MAINLAND)		1,400	1,400,000
2941901050	NATURAL ANTIBIOTICS, NESOI	KG	55,517	12,001,178
	ITALY		53,910	1,707,802
	UNITED KINGDOM OF GT BRITAIN		1,607	10,293,376
2941903000	AROMATIC OR MOD AROMATIC ANTIBIOTICS (EXC NATURAL)	KG	166,286	19,243,300
	ITALY		43,964	10,970,720
	JAPAN		922	207,810
	SPAIN		121,400	8,064,770
2941905000	OTHER ANTIBIOTICS (EXC NAT,AROMAT AND MOD-AROMAT)	KG	58,348	112,742,105
	CHINA,PEOPLE'S REP.(MAINLAND)		4,800	1,100,741
	INDIA		3,927	3,906,620
	ITALY		9,443	5,027,298
	JAPAN		35,085	49,762,968
	MEXICO		16	2,228
	SLOVENIA		1,749	1,171,282
	UNITED KINGDOM OF GT BRITAIN		3,328	51,770,968
	PHARMACEUTICAL PRODUCTS	TOTAL	2,032,013	1,682,711,874
3002100110	HUMAN BLOOD PLASMA	KG	34	34,398
	GERMANY		34	34,398
3002100190	BLOOD FRACTIONS NESOI	KG	34	33,890
	BELGIUM		34	33,890
3002200000	VACCINES FOR HUMAN MEDICINE	KG	1,609	990,000
	CANADA		1,609	990,000
3003100000	MEDICAMENTS CONT PENICILLINS OR DERIVATIVES ETC	KG	397	182,031
	ITALY		397	182,031
3003200000	MEDICAMENTS CONTAINING OTHER ANTIBIOTICS ETC	KG	11,605	5,608,572
	ITALY		11,605	5,608,572
3003400000	MEDICAMENTS CONTAINING ALKALOIDS OR DERIVAT ETC	KG	25	90,441
	JAPAN		25	90,441
3003900000	OTHER MEDICAMENTS (EXC GOODS OF HDS 3002,3005 ETC)	KG	264,469	66,585,917
	BELGIUM		8,777	30,239,107
	FRANCE		246,546	33,926,188
	GERMANY		6,909	2,351,948
	IRELAND		42	10,660
	SWITZERLAND		2,195	58,014
3004200060	OTHER ANTIBIOTICS NESOI,NOT FOR VETERINARY	KG	774	13,752
	BELGIUM		774	13,752
3004390010	PROD OF HEAD 2937 BUT NOT CONT ANTIBIO NESOI	KG	225	4,725
	UNITED KINGDOM OF GT BRITAIN		225	4,725
3004390050	PROD OF HEAD 2937 ETC,NOT FOR VETERINARY USE,ETC	KG	44,700	12,561,961
	SWEDEN		44,063	3,519,294
	SWITZERLAND		637	9,042,667
3004400030	ANTIDEPRESSANTS, TRANQUILIZERS AND OTHER PSYCH AGT	KG	89,150	13,035,337
	ITALY		89,150	13,035,337
3004501000	VITAMIN B2	KG	63	2,201
	MEXICO		63	2,201
3004504000	OTHER VITAMINS SYNTHESIZED FROM AROM OR MOD-AR ETC	KG	85,385	387,678
	MEXICO		85,385	387,678
3004505005	OTHER MEDICAMENTS CONT VITAMINS ETC, NESOI	KG	24,052	26,462
	DOMINICAN REPUBLIC		24,052	26,462
3004505030	MULT VITAMINS COMB WITH MINERLS OR OTHER NUTRIENTS	KG	657	10,281
	CANADA		657	10,281
3004901000	MEDICAMENTS CONT ANTIGENS OR HYALURONIC ACID,ETC	KG	723	213,067
	ISRAEL		723	213,067
3004909103	MEDICAMENTS FOR VETERINARY USE IN DOSES/PKG,NESOI	KG	211,581	9,179,061
	NETHERLANDS		211,581	9,179,061
3004909110	ANTI-INFECTIVE MEDICAMENTS NESOI	KG	738	13,752
	IRELAND		738	13,752
3004909115	ANTINEOPLASTIC AND IMMUNOSUPRESSIVE MEDICAMENTS, N	KG	17,630	189,795,828
	GERMANY		17,630	189,795,828
3004909120	CARDIOVASCULAR MEDICAMENTS NESOI	KG	176,438	308,206,749
	FRANCE		4,361	573,885
	IRELAND		855	64,120

TABLE - 2 IMPORTS INTO PUERTO RICO FROM FOREIGN COUNTRIES, BY COMMODITY AND COUNTRY OF ORIGIN
FISCAL YEAR 2003

COMM CODE	DESCRIPTION AND COUNTRY	UNIT	QUANTITY	VALUE - $
	SINGAPORE		92,686	281,499,900
	UNITED KINGDOM OF GT BRITAIN		78,536	26,068,844
3004909128	ANALGESICS, ANTIPYRETICS,NONHORMONL ANTI-INFL,NESO	KG	567,319	416,483,187
	COSTA RICA		85,356	407,240
	IRELAND		65,090	2,260,867
	PANAMA		37,293	1,291,615
	SEYCHELLES		745	2,381,180
	SINGAPORE		167,835	402,633,894
	TRINIDAD AND TOBAGO		124,804	136,957
	UNITED KINGDOM OF GT BRITAIN		86,196	7,371,434
3004909130	ANTICONVULSANTS, HYPNOTICS & SEDATIVES FR RTL SALE	KG	91,235	153,164,709
	BELGIUM		91,235	153,164,709
3004909135	ANTIDEPRESSANTS, TRANQUILIZERS AND OTHER PSYCH AGT	KG	14,624	67,848,899
	BELGIUM		419	3,281,750
	CANADA		254	785,684
	IRELAND		3,699	9,061,797
	ITALY		10,252	54,719,668
3004909140	MEDICAMENTS PRIM AFFECT THE CENT NER SYSTEM, NESOI	KG	1	3,346
	JAPAN		1	3,346
3004909150	LAXATIVES IN MEAS DOSES/PKG FOR RETAIL SALE,NESOI	KG	42,733	268,039
	CHILE		42,733	268,039
3004909155	ANTACIDS IN MEAS DOSES/PKG FOR RETAIL SALE, NESOI	KG	16,226	129,668
	CANADA		16,226	129,668
3004909160	MEDICAMENTS PRIMARILY AFFECT DIGEST SYSTEM NESOI	KG	225,700	422,154,175
	BELGIUM		1,138	1,814,905
	FRANCE		37,366	12,581,551
	GERMANY		176,612	406,652,688
	UNITED KINGDOM OF GT BRITAIN		10,584	1,105,031
3004909185	OTHER MEDICAMENTS PRIM AFFECT THE EYES, EARS ETC	KG	92	32,623
	BRAZIL		27	3,373
	SWITZERLAND		65	29,250
3004909190	MEDICAMENTS IN MEAS DOSES FOR RETAIL SALE, NESOI	KG	5,332	14,548,303
	BELGIUM		1,633	1,599,908
	FRANCE		206	2,356,214
	GERMANY		3,411	10,552,080
	UNITED KINGDOM OF GT BRITAIN		12	34,341
	VENEZUELA		70	5,760
3005105000	ADHESIVE DRESSINGS ETC NOT COATED WITH PHARM PROD	KG	22,433	92,483
	HONG KONG		4,510	22,130
	UNITED KINGDOM OF GT BRITAIN		70	18,547
	VENEZUELA		17,853	51,806
3005901000	STERILE SURGICAL CATGUT, SIMILAR STERILE SUTUR,ETC	KG	1,085	6,390
	MEXICO		1,085	6,390
3005905090	OTHER WADDING, GAUZE AND SIMILAR ARTICLES, NESOI	KG	107,496	687,220
	CHINA,PEOPLE'S REP.(MAINLAND)		69,064	382,489
	DOMINICAN REPUBLIC		30,466	191,725
	HONG KONG		2,814	13,412
	MEXICO		4,962	21,397
	UNITED KINGDOM OF GT BRITAIN		190	78,197
3006100000	STERILE SURGICAL CATGUT, SIMILAR STERILE MATER ETC	KG	4,243	260,771
	DOMINICAN REPUBLIC		139	67,796
	UNITED KINGDOM OF GT BRITAIN		4,104	192,975
3006400000	DENTAL CEMENTS AND OTHER DENTAL FILLINGS ETC	KG	1,164	46,298
	COLOMBIA		662	2,248
	GERMANY		31	15,023
	IRELAND		78	9,052
	SPAIN		293	17,387
	UNITED KINGDOM OF GT BRITAIN		100	2,588
3006700000	GEL PREPS FOR HUMAN AND VET MEDICINE AS LUBRICANT	KG	2,041	9,660
	CANADA		2,041	9,660
	FERTILIZERS	TOTAL	27,435	4,011,117
3101000000	ANIMAL/VEG FERTILIZER, MIXED/NT/CHEMICALLY TREATED	T	81	23,409
	DOMINICAN REPUBLIC		77	16,003
	MEXICO		4	7,406
3102100000	UREA, WHETHER OR NOT IN AQUEOUS SOLUTION	T	2,856	519,978
	BELGIUM		1,207	255,988

TABLE - 2 IMPORTS INTO PUERTO RICO FROM FOREIGN COUNTRIES, BY COMMODITY AND COUNTRY OF ORIGIN
FISCAL YEAR 2003

COMM CODE	DESCRIPTION AND COUNTRY	UNIT	QUANTITY	VALUE - $
	TRINIDAD AND TOBAGO		1,649	263,990
3102210000	AMMONIUM SULFATE	T	788	88,427
	COLOMBIA		770	86,071
	GERMANY		18	2,356
3102300000	AMMONIUM NITRATE, WHETHER/NOT IN AQUEOUS SOLUTION	T	3,118	667,447
	BRAZIL		245	72,985
	CANADA		1,099	261,745
	FRANCE		20	7,900
	SOUTH AFRICA,REP.OF		1,754	324,817
3102900000	MINERAL/CHEMICAL FERTILIZERS, NITROGENOUS, NESOI	T	12,850	1,209,252
	BELGIUM		97	32,980
	GERMANY		42	10,458
	LATVIA		3,107	323,088
	POLAND		9,604	842,726
3103900000	MINERAL OR CHEMICAL FERTILIZERS, PHOSPHATIC, NESOI	T	25	7,360
	DOMINICAN REPUBLIC		25	7,360
3104200000	POTASSIUM CHLORIDE	T	5,940	788,850
	CANADA		5,850	684,450
	UNITED KINGDOM OF GT BRITAIN		90	104,400
3104300000	POTASSIUM SULFATE	T	619	134,181
	BELGIUM		242	53,264
	CHILE		377	80,917
3104900000	MINERAL OR CHEMICAL FERTILIZER, POTASSIC, NESOI	T	716	307,559
	ISRAEL		716	307,559
3105300000	DIAMMONIUM HYDROGENORTHOPHOSPHATE (DAP)	T	21	7,336
	CHINA,PEOPLE'S REP.(MAINLAND)		21	7,336
3105400010	AMMONIUM DIHYDROGENORTHOPHOSPHATE (MAP)	T	40	22,342
	MEXICO		40	22,342
3105400050	MIXTURE W/DIAMMONIUM HYDROGENORTHORPHOSPHATE,NESOI	T	280	134,035
	ISRAEL		280	134,035
3105900050	OTHER FERTILIZERS, NESOI	T	101	100,941
	CHINA,PEOPLE'S REP.(MAINLAND)		17	4,350
	ISRAEL		11	7,768
	MEXICO		34	58,802
	NETHERLANDS		20	12,660
	UNITED KINGDOM OF GT BRITAIN		19	17,361
	TANNING OR DYEING EXTRACTS; TANNINS AND THEIR DERIVATIVES; DYES, PIGMENTS AND OTHER COLORING MATTER ; PAINTS AND VARNISHES; PUTTY AND OTHER MASTICS; INKS	TOTAL		6,696,471
3201905000	TANNING EXTRACTS OF VEGETABLE ORIGIN, NESOI	KG	306	8,041
	ITALY		306	8,041
3203001000	ANNATO, ARCHIL, COCHINEAL, CUDBEAR, LITMUS, ETC	KG	172,452	173,629
	BRAZIL		17,000	12,080
	GUATEMALA		53,055	47,810
	INDIA		10,000	11,061
	PERU		92,397	102,678
3203008000	COLORING MATTER OF VEG OR ANIMAL ORIGIN, NESOI	KG	1,880	22,189
	UNITED KINGDOM OF GT BRITAIN		1,880	22,189
3204111000	DISPERSE DYES & PREPS, DISPERSE BLUE 19 ETC	KG	4,720	13,952
	BRAZIL		4,720	13,952
3204131000	BASIC DYES & PREPS BASED THEREON,BASIC BLACK 7,ETC	KG	16,621	319,737
	GERMANY		110	11,318
	SWITZERLAND		16,301	305,753
	THAILAND		210	2,666
3204158000	VAT DYES & PREPS BASED THEREON,NESOI	KG	45	5,414
	UNITED KINGDOM OF GT BRITAIN		45	5,414
3204170800	PIGMENT RED 178; PIGMENT YELLOW 101, 138	KG	1,499	5,820
	BRAZIL		1,499	5,820
3205001500	COLOR LAKES & PREPS,IN NOTE 3 CARMINE,NESOI	KG	59	2,608
	UNITED KINGDOM OF GT BRITAIN		59	2,608
3205005010	COLOR LAKES & PREPS,OTHER,YELLOW	KG	430	16,662
	JAPAN		430	16,662
3205005040	COLOR LAKES & PREPS,OTHER, BLUE	KG	5	4,074
	JAPAN		5	4,074

TABLE - 2 IMPORTS INTO PUERTO RICO FROM FOREIGN COUNTRIES, BY COMMODITY AND COUNTRY OF ORIGIN
FISCAL YEAR 2003

COMM CODE	DESCRIPTION AND COUNTRY	UNIT	QUANTITY	VALUE - $
3205005050	COLOR LAKES & PREPS,OTHER,NESOI	KG	5	4,074
	JAPAN		5	4,074
3206110000	PIGMENTS, TITANIUM DIOXIDE 80% OR > BY WGT OF TiO2	KG	438,355	723,534
	FINLAND		18,594	32,515
	MEXICO		270,721	464,635
	UNITED KINGDOM OF GT BRITAIN		149,040	226,384
3206190000	PIGMENTS & PREP BASED ON TITANIUM DIOXID, NESOI	KG	59,460	82,685
	BRAZIL		37,441	43,835
	GERMANY		3,875	10,381
	MEXICO		18,144	28,469
3206200010	CHROME YELLOW	KG	9,870	26,680
	MEXICO		9,870	26,680
3206200050	PIGMENTS & PREPS BASED ON CHROMIUM COMPOUNDS,NESOI	KG	3,060	42,863
	BRAZIL		1,470	19,728
	PANAMA		1,590	23,135
3206410000	ULTRAMARINE AND PREPARATIONS BASED THEREON	KG	900	5,427
	BRAZIL		900	5,427
3206430000	PIGMENTS & PREPARATIONS BASED ON HEXACYANOFERRATES	KG	433	3,132
	SPAIN		433	3,132
3206491000	CONCENTRATED DISPERSIONS OF PIGMTS IN PLASTIC MAT	KG	5,580	20,022
	CHINA,PEOPLE'S REP.(MAINLAND)		1,540	3,096
	MEXICO		4,040	16,926
3206492000	PREPARATIONS BASED ON IRON OXIDES	KG	12,176	32,348
	BRAZIL		490	5,228
	CHINA,PEOPLE'S REP.(MAINLAND)		10,886	18,000
	PANAMA		800	9,120
3206495000	OTHER COLORING MATTER AND OTHER PREPARATIONS,NESOI	KG	154,961	437,895
	BRAZIL		31,383	51,680
	DOMINICAN REPUBLIC		33,601	44,452
	MEXICO		950	4,533
	SPAIN		89,027	337,230
3207401000	GLASS FRIT AND OTHER GLASS, GROUND OR PULVERIZED	KG	14,974	134,203
	NETHERLANDS		14,974	134,203
3208200000	PAINTS & VARNISHES,NONAQUEUS,ACRYLIC/VINYL POLYMER	L	10,182	8,420
	DOMINICAN REPUBLIC		10,182	8,420
3208900000	PAINTS & VARNISHES,IN NONAQUEUS MEDIUM,NESOI	L	11,705	70,883
	CANADA		255	3,091
	MEXICO		2,736	4,696
	SPAIN		4,325	56,472
	UNITED KINGDOM OF GT BRITAIN		225	2,674
	VENEZUELA		4,164	3,950
3209100000	PAINTS & VARNISHES,AQUEUS, ACRYLIC OR VINYL POLYMR	L	2,822,406	3,761,447
	ARGENTINA		16,000	19,650
	COSTA RICA		2,438,794	3,016,743
	DOMINICAN REPUBLIC		367,612	725,054
3209900000	PAINTS & VARNISHES,IN AN AQUEOUS MEDIUM, NESOI	L	16,596	84,497
	BRAZIL		2,174	25,189
	CANADA		1,000	2,250
	MEXICO		4,039	16,822
	SPAIN		8,760	38,175
	SWEDEN		623	2,061
3211000000	PREPARED DRIERS	KG	16,670	41,740
	SPAIN		16,670	41,740
3212900010	METALLIC ALUMINUM PIGMENTS	KG	7,771	12,962
	SPAIN		297	4,547
	UNITED KINGDOM OF GT BRITAIN		250	3,265
	VENEZUELA		7,224	5,150
3212900050	PIGMENTS,NONAQUEUS,OTH COLORING MAT,RETAIL,NESOI	KG	49,080	96,721
	ARGENTINA		7,556	18,750
	DOMINICAN REPUBLIC		24,554	49,759
	SPAIN		500	2,875
	UNITED KINGDOM OF GT BRITAIN		16,470	25,337
3213100000	ARTISTS' STUDENTS'COLORS ETC, COLORS IN SETS	X		53,972
	BRAZIL			12,422
	CHINA,PEOPLE'S REP.(MAINLAND)			23,155
	INDIA			3,509
	SPAIN			14,886
3213900000	ARTISTS' STUDENTS'COLORS ETC, NESOI	PCS	7,811	5,454

TABLE - 2 IMPORTS INTO PUERTO RICO FROM FOREIGN COUNTRIES, BY COMMODITY AND COUNTRY OF ORIGIN
FISCAL YEAR 2003

COMM CODE	DESCRIPTION AND COUNTRY	UNIT	QUANTITY	VALUE - $
	BRAZIL		611	2,862
	CHINA,PEOPLE'S REP.(MAINLAND)		7,200	2,592
3214100020	MASTICS OTHER THAN CAULKING COMPOUNDS	KG	64,422	143,589
	FRANCE		12,855	57,434
	ITALY		4,631	2,195
	MEXICO		21,923	33,329
	SPAIN		25,013	50,631
3214901000	GLAZERS' PUTTY,ETC, BASED ON RUBBER	KG	8,727	41,775
	SPAIN		8,727	41,775
3214905000	GLAZERS' PUTTY,ETC, NESOI	KG	327,705	182,985
	CANADA		37	8,655
	MEXICO		229,419	54,237
	SPAIN		88,709	114,920
	VENEZUELA		9,540	5,173
3215110050	PRINTING INK, BLACK, OFFSET LITHOGRAPHIC	KG	1,185	8,353
	NETHERLANDS		1,185	8,353
3215110060	PRINTING INK, BLACK, NESOI	KG	1,731	15,015
	JAPAN		348	3,335
	UNITED KINGDOM OF GT BRITAIN		1,383	11,680
3215190050	PRINTING INK,OTHER THAN BLACK,OFFSET LITHOGRAPHIC	KG	9,280	67,681
	DOMINICAN REPUBLIC		2,986	16,381
	NETHERLANDS		6,294	51,300
3215190060	PRINTING INK, OTHER THAN BLACK, NESOI	KG	380	12,088
	CANADA		380	12,088
3215905000	INK,NESOI	KG	463	3,900
	UNITED KINGDOM OF GT BRITAIN		463	3,900
	ESSENTIAL OILS AND RESINOIDS; PERFUMERY, COSMETIC OR TOILET PREPARATIONS	TOTAL		51,285,858
3301120000	ESSENTIAL CITRUS FRUIT OILS OF ORANGE	KG	17,025	540,913
	DOMINICAN REPUBLIC		1,119	15,168
	IRELAND		850	79,849
	ITALY		14,556	443,661
	URUGUAY		500	2,235
3301130000	ESSENTIAL CITRUS FRUIT OILS OF LEMON	KG	135,086	2,866,949
	ARGENTINA		125,725	2,717,033
	ITALY		9,261	137,403
	UNITED KINGDOM OF GT BRITAIN		100	12,513
3301140000	ESSENTIAL CITRUS FRUIT OILS OF LIME	KG	31,361	901,316
	FRANCE		1,000	79,870
	ITALY		2,903	46,114
	MEXICO		4,858	375,826
	UNITED KINGDOM OF GT BRITAIN		22,419	396,106
	VENEZUELA		181	3,400
3301250020	ESSENTIAL OILS OF SPEARMINT	KG	3,343	146,550
	ITALY		3,343	146,550
3301250050	ESSENTIAL OILS OF MINTS, NESOI	KG	18,763	535,828
	ECUADOR		1,375	49,118
	ITALY		17,388	486,710
3301295050	ESSENTIAL OILS EXC THOSE OF CITRUS FRUIT, NESOI	KG	764	16,212
	FRANCE		764	16,212
3301905000	CONCRETES& ABSOL;CONCENTRAT,ETC OF ESSEN OIL,NESOI	KG	1,456	8,370
	SPAIN		1,456	8,370
3302101000	MIXTURE ODORIFEROUS SUBSTANCE NT CONTAIN ALCOHOL	KG	98,645	2,279,205
	BRAZIL		5,002	118,498
	DOMINICAN REPUBLIC		11,813	46,041
	FRANCE		13,266	1,117,818
	IRELAND		15,264	332,553
	ITALY		175	2,595
	MEXICO		16,352	142,507
	SWITZERLAND		24,910	307,352
	UNITED KINGDOM OF GT BRITAIN		11,113	208,488
	URUGUAY		750	3,353
3302104000	MIXTURES CONTAINING OVER 20%<50% ALCOHOL BY WEIGHT	KG	5,120	17,101
	IRELAND		4,274	9,079
	ITALY		346	5,716

TABLE - 2 IMPORTS INTO PUERTO RICO FROM FOREIGN COUNTRIES, BY COMMODITY AND COUNTRY OF ORIGIN
FISCAL YEAR 2003

COMM CODE	DESCRIPTION AND COUNTRY	UNIT	QUANTITY	VALUE - $
	SWEDEN		500	2,306
3302105000	MIXTURES CONTAINING OVER 50% ALCOHOL BY WEIGHT	KG	60,106	6,992,226
	IRELAND		60,106	6,992,226
3302109000	MIXTURES CONTAIN OVER 20% ALCOHOL BY WEIGHT, NESOI	KG	14,639	250,176
	BRAZIL		50	6,163
	FRANCE		504	5,609
	GERMANY		400	13,605
	ITALY		600	10,638
	MEXICO		799	30,029
	NETHERLANDS		180	9,623
	UNITED KINGDOM OF GT BRITAIN		12,106	174,509
3302901010	PERFUME OIL BLENDS CONTAIN NO ALCOHOL/< =10% BY WT	KG	284	7,216
	BAHRAIN		284	7,216
3302901050	MIXTURES CONTAIN NO ALCOHOL/<=10% BY WT, NESOI	KG	117,788	1,131,419
	MEXICO		88,700	1,111,466
	PANAMA		29,088	19,953
3302902050	MIXTURES CONTAIN OVER 10% ALCOHOL BY WT, NESOI	KG	12,130	68,984
	BELGIUM		900	9,087
	MEXICO		11,230	59,897
3303001000	FLORAL OR FLOWER WATERS NOT CONTAINING ALCOHOL	L	6,375	45,883
	FRANCE		48	16,272
	SPAIN		6,327	29,611
3303002000	PERFUMES & TOILET WATERS NT CONTAIN ALCOHOL, NESOI	KG	46,479	262,660
	ARGENTINA		1,728	16,510
	BRAZIL		6,174	53,638
	GUATEMALA		390	3,575
	MEXICO		5,722	25,262
	PHILIPPINES		10,377	96,853
	POLAND		2,400	37,600
	SPAIN		19,688	29,222
3303003000	PERFUMES AND TOILET WATERS CONTAINING ALCOHOL	KG	853,063	21,350,827
	ARGENTINA		853	8,048
	CANADA		40,587	914,194
	CHINA,PEOPLE'S REP.(MAINLAND)		244	6,429
	COLOMBIA		13,271	121,915
	FRANCE		483,588	14,836,950
	ITALY		160	13,655
	KOREA,REP. OF (SOUTH KOREA)		622	9,590
	MEXICO		14,623	79,792
	MONACO		449	12,789
	MOROCCO		426	18,178
	PERU		12,228	107,487
	POLAND		2,400	38,200
	SPAIN		214,481	1,902,812
	SURINAME		241	5,669
	SWITZERLAND		21,665	1,467,875
	TURKEY		11,524	21,389
	UNITED KINGDOM OF GT BRITAIN		34,880	1,769,705
	VENEZUELA		821	16,150
3304100000	LIP MAKE-UP PREPARATIONS	X		585,717
	ARGENTINA			60,134
	BELGIUM			41,398
	BRAZIL			17,469
	CANADA			9,198
	CHINA (TAIWAN)			13,440
	CHINA,PEOPLE'S REP.(MAINLAND)			30,693
	COLOMBIA			233,075
	FRANCE			77,087
	GERMANY			8,355
	ITALY			2,160
	KENYA			2,540
	KOREA,REP. OF (SOUTH KOREA)			23,965
	MEXICO			4,009
	SPAIN			45,863
	TRINIDAD AND TOBAGO			8,633
	UNITED KINGDOM OF GT BRITAIN			7,698
3304200000	EYE MAKE-UP PREPARATIONS	X		417,018
	ARGENTINA			8,270

TABLE - 2 IMPORTS INTO PUERTO RICO FROM FOREIGN COUNTRIES, BY COMMODITY AND COUNTRY OF ORIGIN
FISCAL YEAR 2003

COMM CODE	DESCRIPTION AND COUNTRY	UNIT	QUANTITY	VALUE - $
	CANADA			10,583
	CHINA (TAIWAN)			19,368
	CHINA,PEOPLE'S REP.(MAINLAND)			27,438
	COLOMBIA			135,366
	FRANCE			111,122
	GERMANY			22,411
	ITALY			7,764
	SPAIN			34,360
	TRINIDAD AND TOBAGO			37,686
	VENEZUELA			2,650
3304300000	MANICURE OR PEDICURE PREPARATIONS	X		151,966
	CHINA,PEOPLE'S REP.(MAINLAND)			37,783
	COLOMBIA			17,268
	DOMINICAN REPUBLIC			5,534
	GERMANY			2,959
	MEXICO			31,900
	SPAIN			50,237
	TRINIDAD AND TOBAGO			6,285
3304910010	ROUGES	X		77,311
	CHINA,PEOPLE'S REP.(MAINLAND)			16,013
	COLOMBIA			2,175
	FRANCE			16,941
	KOREA,REP. OF (SOUTH KOREA)			18,326
	SPAIN			7,487
	TRINIDAD AND TOBAGO			16,369
3304910050	MAKE-UP POWDER, WHETHER/NT COMPRESSED, NESOI	X		830,532
	COLOMBIA			64,958
	FRANCE			14,455
	ITALY			33,820
	KOREA,REP. OF (SOUTH KOREA)			10,589
	MARTINIQUE			6,805
	MEXICO			552,249
	SPAIN			133,513
	TRINIDAD AND TOBAGO			14,143
3304995000	BEAUTY & SKIN CARE PREPARATION, NESOI	X		3,403,072
	ARGENTINA			170,604
	BELGIUM			44,370
	BRAZIL			4,714
	CANADA			87,524
	CHINA,PEOPLE'S REP.(MAINLAND)			7,176
	COLOMBIA			512,592
	FRANCE			1,210,576
	IRELAND			27,340
	ITALY			60,727
	JAPAN			2,080
	KENYA			7,853
	KOREA,REP. OF (SOUTH KOREA)			179,459
	MARTINIQUE			11,290
	MEXICO			48,967
	MONACO			12,860
	PERU			126,771
	SPAIN			544,458
	SWITZERLAND			66,848
	TRINIDAD AND TOBAGO			32,321
	UNITED KINGDOM OF GT BRITAIN			233,642
	VENEZUELA			10,900
3305100000	SHAMPOOS	X		867,234
	COLOMBIA			34,340
	DOMINICAN REPUBLIC			16,605
	GERMANY			2,910
	ITALY			24,621
	MEXICO			105,109
	PERU			24,053
	SPAIN			441,243
	TURKEY			8,398
	UNITED KINGDOM OF GT BRITAIN			69,704
	VENEZUELA			140,251
3305200000	PREPARATIONS FOR PERMANENT WAVING OR STRAIGHTENING	X		150,417

TABLE - 2 IMPORTS INTO PUERTO RICO FROM FOREIGN COUNTRIES, BY COMMODITY AND COUNTRY OF ORIGIN
FISCAL YEAR 2003

COMM CODE	DESCRIPTION AND COUNTRY	UNIT	QUANTITY	VALUE - $
	MEXICO			150,417
3305300000	HAIR LACQUERS	KG	62,849	143,442
	MEXICO		39,997	81,585
	SPAIN		4,527	30,081
	TURKEY		14,781	26,683
	UNITED KINGDOM OF GT BRITAIN		3,544	5,093
3305900000	PREPARATIONS FOR USE ON THE HAIR, NESOI	KG	1,188,580	4,536,760
	ARGENTINA		36,443	100,044
	COLOMBIA		344	5,901
	DOMINICAN REPUBLIC		95,974	688,150
	FRANCE		32,388	220,614
	GERMANY		11,705	62,027
	ITALY		92,206	561,334
	JAPAN		2,651	92,568
	KOREA,REP. OF (SOUTH KOREA)		1,112	16,870
	MEXICO		504,197	1,706,576
	PERU		13,322	74,138
	SPAIN		81,219	609,940
	TRINIDAD AND TOBAGO		266,773	224,312
	TURKEY		14,208	35,637
	UNITED KINGDOM OF GT BRITAIN		34,024	52,989
	VENEZUELA		2,014	85,660
3306100000	DENTIFRICES	X		223,188
	CANADA			100,846
	INDIA			99,526
	UNITED KINGDOM OF GT BRITAIN			22,816
3306200000	YARN TO CLEAN BETWEEN THE TEETH (DENTAL FLOSS)	KG	5,684	127,613
	IRELAND		5,684	127,613
3306900000	PREPARATIONS FOR ORAL/DENTAL HYGIENE, NESOI	KG	158,224	226,500
	CANADA		141,996	150,209
	DOMINICAN REPUBLIC		1,500	59,155
	INDIA		14,728	17,136
3307101000	PRE-SHAVE & SHAVING PREPARATION NT CONTAIN ALCOHOL	X		76,397
	CANADA			76,397
3307102000	PRE-SHAVE & SHAVING PREPARATIONS CONTAIN ALCOHOL	KG	5,834	73,238
	BELGIUM		85	6,936
	CANADA		717	11,875
	FRANCE		636	18,132
	SPAIN		4,396	36,295
3307200000	PERSONAL DEODORANTS AND ANTIPERSPIRANTS	X		641,767
	ARGENTINA			35,790
	CANADA			2,450
	DOMINICAN REPUBLIC			28,224
	FRANCE			29,830
	GUATEMALA			46,032
	ITALY			13,145
	MEXICO			123,937
	SPAIN			110,726
	TRINIDAD AND TOBAGO			251,633
3307301000	BATH SALTS, WHETHER OR NOT PERFUMED	KG	2,736	14,480
	CHINA,PEOPLE'S REP.(MAINLAND)		1,296	5,753
	FRANCE		278	3,435
	HONG KONG		1,162	5,292
3307305000	PERFUMED BATH SALT & OTHER BATH PREPARATION, NESOI	KG	171,775	253,330
	CHINA,PEOPLE'S REP.(MAINLAND)		1,342	5,959
	COLOMBIA		609	3,275
	FRANCE		263	6,505
	SPAIN		168,631	178,234
	UNITED KINGDOM OF GT BRITAIN		930	59,357
3307410000	ODORIFEROUS PREPARATIONS WHICH OPERATE BY BURNING	X		32,579
	CHINA,PEOPLE'S REP.(MAINLAND)			3,388
	COLOMBIA			5,712
	INDIA			21,000
	VENEZUELA			2,479
3307490000	PREPARATIONS FOR PERFUMING/DEODORIZING ROOMS	KG	310,435	643,602
	CANADA		842	16,252
	CHINA (TAIWAN)		220	5,670
	CHINA,PEOPLE'S REP.(MAINLAND)		28,767	58,867

TABLE - 2 IMPORTS INTO PUERTO RICO FROM FOREIGN COUNTRIES, BY COMMODITY AND COUNTRY OF ORIGIN
FISCAL YEAR 2003

COMM CODE	DESCRIPTION AND COUNTRY	UNIT	QUANTITY	VALUE - $
	COLOMBIA		55,173	49,639
	COSTA RICA		46,488	101,190
	INDIA		4,996	11,652
	MEXICO		117,722	281,082
	PANAMA		2,326	4,371
	SPAIN		3,859	30,050
	TURKEY		36,437	67,031
	UNITED KINGDOM OF GT BRITAIN		13,605	17,798
3307900000	PERFUMERY, COSMETIC OR TOILET PREPARATIONS, NESOI	X		387,860
	AUSTRALIA			83,967
	CHILE			12,720
	CHINA,PEOPLE'S REP.(MAINLAND)			95,157
	FRANCE			15,249
	MEXICO			50,908
	SPAIN			89,220
	UNITED KINGDOM OF GT BRITAIN			40,639
	SOAP, ORGANIC SURFACE-ACTIVE AGENTS, WASHING PREPARATIONS, LUBRICATING PREPARATIONS, ARTIFICIAL WAXES, PREPARED WAXES, POLISHING OR SCOURING PREPARATIONS, CANDLES AND SIMILAR ARTICLES , MODELING PASTES, DENTAL WAXES AND DENTAL PREPARATIONS WITH A BASIS OF PLASTER	TOTAL		15,413,333
3401111000	CASTILE SOAP	KG	53,676	82,548
	SPAIN		53,676	82,548
3401115000	SOAP & OTH ORGANIC SURF ACT PROD,TOILET USE,BARS	KG	1,475,773	2,446,769
	BRAZIL		17,971	31,104
	COLOMBIA		19,808	45,970
	DOMINICA		214,787	469,718
	DOMINICAN REPUBLIC		18,906	23,980
	GUATEMALA		27,741	54,733
	KOREA,REP. OF (SOUTH KOREA)		182,188	225,554
	MEXICO		127,368	207,028
	SPAIN		24,371	96,635
	TRINIDAD AND TOBAGO		292,428	574,379
	TURKEY		420,429	468,851
	UNITED KINGDOM OF GT BRITAIN		536	4,237
	VENEZUELA		129,240	244,580
3401190000	SOAP & OTH ORGN SURF ACT PROD NOT TOILET USE,BARS	KG	1,945,243	1,030,989
	COSTA RICA		20,400	11,700
	DOMINICAN REPUBLIC		12,218	5,624
	ISRAEL		1,996	35,548
	KOREA,REP. OF (SOUTH KOREA)		708	10,000
	SPAIN		1,919	6,160
	TRINIDAD AND TOBAGO		1,908,002	961,957
3401200000	SOAP IN OTHER FORMS	KG	196,086	364,746
	BRAZIL		5,219	9,015
	CANADA		51	2,750
	CHINA,PEOPLE'S REP.(MAINLAND)		19,494	22,656
	COLOMBIA		543	3,288
	FRANCE		2,318	7,747
	IRELAND		855	6,884
	MEXICO		3,169	21,231
	SPAIN		76,786	191,316
	TURKEY		87,651	99,859
3401305000	ORGANIC PRODS FOR WASHING SKIN, LIQ OR CREAM NESOI	KG	609	2,944
	COLOMBIA		609	2,944
3402112000	LINEAR ALKYLBENZENE SULFONATES	KG	153,875	128,689
	ISRAEL		18,751	18,676
	MEXICO		52,336	39,329
	NORWAY		37,128	35,984
	VENEZUELA		45,660	34,700
3402114000	ANIONIC AROMATIC/MODIFIED AROMATIC SURFACANTS,NESO	KG	87,718	66,626
	DOMINICAN REPUBLIC		69,718	46,376
	NETHERLANDS		18,000	20,250

TABLE - 2 IMPORTS INTO PUERTO RICO FROM FOREIGN COUNTRIES, BY COMMODITY AND COUNTRY OF ORIGIN
FISCAL YEAR 2003

COMM CODE	DESCRIPTION AND COUNTRY	UNIT	QUANTITY	VALUE - $
3402115010	SALTS OF SULFATED ALCOHOLS	KG	78,959	104,156
	GERMANY		78,959	104,156
3402115050	ANIONIC SURF ACT AGENTS,OTHER THAN AROMATIC,NESOI	KG	80,749	183,547
	CANADA		5,350	26,652
	COLOMBIA		800	4,576
	MEXICO		34,206	39,109
	SPAIN		24,000	26,460
	UNITED KINGDOM OF GT BRITAIN		3,393	70,630
	VENEZUELA		13,000	16,120
3402125000	CATIONIC ORGANIC SURF ACT AGENTS,NESOI	KG	22,647	58,870
	DENMARK		5,000	7,690
	MEXICO		16,000	31,680
	UNITED KINGDOM OF GT BRITAIN		1,647	19,500
3402131000	NONIONIC AROMATIC OR MODIFIED AROMATIC SURFACANTS	KG	516,645	541,102
	BRAZIL		32,760	29,547
	DENMARK		10,310	5,504
	ISRAEL		8,269	8,204
	MEXICO		241,730	235,627
	NETHERLANDS		37,800	37,800
	RUSSIA		152,688	153,460
	UNITED KINGDOM OF GT BRITAIN		33,088	70,960
3402132020	ESTERS AND ETHER-ESTERS OF POLYHYDRIC ALCOHOLS	KG	11,487	19,658
	GERMANY		9,381	16,519
	MEXICO		2,106	3,139
3402132050	NONIONIC,FATTY SUBSTANCES,ANIMAL OR VEG ORG,NESOI	KG	14,826	37,606
	GERMANY		11,980	34,026
	MEXICO		2,846	3,580
3402135000	NONIONIC SURF ACT AGENTS,WHET OR NOT RETAIL, NESOI	KG	4,118	13,454
	MEXICO		3,618	4,190
	UNITED KINGDOM OF GT BRITAIN		500	9,264
3402191000	ORGANIC SURF ACT AGENTS,OTHER, AROMATIC	KG	15,059	22,117
	UNITED KINGDOM OF GT BRITAIN		99	8,132
	VENEZUELA		14,960	13,985
3402195000	ORGANIC SURF ACT AGENTS, OTHER, NOT AROMATIC	KG	11,090	12,266
	MEXICO		7,089	8,209
	UNITED KINGDOM OF GT BRITAIN		4,001	4,057
3402201100	PREP CONT AROMA SURF-ACT AGENT FOR RET SALE, NESOI	KG	7,472,728	4,761,909
	CHILE		830,970	367,205
	FRANCE		244	6,481
	GUATEMALA		40,881	34,398
	ISRAEL		36,968	69,088
	MEXICO		6,530,718	4,247,257
	SPAIN		10,999	7,104
	TURKEY		21,948	30,376
3402205100	SURFACE-ACTIVE PREPARATION FOR RETAIL SALE, NESOI	KG	978,295	595,854
	FRANCE		1,461	31,848
	GERMANY		60	2,475
	IRELAND		219	5,882
	MONACO		148	6,936
	SPAIN		976,407	548,713
3402901000	SYNTHETIC DETERGENTS	KG	344,536	393,667
	COSTA RICA		155,655	110,614
	GUATEMALA		20,023	15,876
	ISRAEL		14,400	11,408
	MEXICO		47,497	66,144
	NORWAY		7,219	14,135
	SWEDEN		36,124	128,373
	TURKEY		63,618	47,117
3402903000	SURFACE-ACTIVE PREP, AROMATIC OR MODIFIED AROMATIC	KG	232,921	374,973
	MEXICO		232,921	374,973
3402905010	WASHING PREPARATIONS	KG	1,680,706	1,967,284
	CHINA,PEOPLE'S REP.(MAINLAND)		24,282	10,659
	COSTA RICA		80,105	58,157
	DOMINICAN REPUBLIC		238,091	158,611
	GUATEMALA		114,150	85,996
	MEXICO		1,117,285	1,591,026
	SPAIN		106,793	62,835
3402905030	CLEANING PREPARATIONS	KG	392,744	301,482

TABLE - 2 IMPORTS INTO PUERTO RICO FROM FOREIGN COUNTRIES, BY COMMODITY AND COUNTRY OF ORIGIN
FISCAL YEAR 2003

COMM CODE	DESCRIPTION AND COUNTRY	UNIT	QUANTITY	VALUE - $
	CHILE		185,565	119,072
	COLOMBIA		58,868	49,079
	ISRAEL		35,316	26,880
	ITALY		4,191	4,448
	MEXICO		14,400	20,592
	SPAIN		11,647	20,788
	TURKEY		50,951	43,173
	VENEZUELA		31,806	17,450
3402905050	SURFACE-ACT PREP, NOT AROMATIC,NOT MODIFIED AROM	KG	100,156	138,659
	BRAZIL		11,790	14,054
	CHINA,PEOPLE'S REP.(MAINLAND)		1,697	3,482
	DOMINICAN REPUBLIC		4,922	12,168
	ISRAEL		10,466	10,375
	MEXICO		71,281	98,580
3403990000	LUBRICATING PREPS,NOT CONT PETROLEUM OILS,NESOI	KG	41,958	112,440
	FRANCE		32,306	76,424
	GERMANY		156	6,511
	JAPAN		383	8,621
	MEXICO		1,000	2,942
	SPAIN		8,113	17,942
3404200000	ARTIFICIAL WAXES OF POLYETHYLENE GLYCOL	KG	87,200	120,980
	GERMANY		67,200	57,367
	JAPAN		10,000	50,000
	MEXICO		10,000	13,613
3404905000	ARTIFICIAL WAXES AND PREPARED WAXES NESOI	KG	84,665	269,745
	DENMARK		75,572	242,592
	FRANCE		991	2,187
	ISRAEL		2,700	11,573
	JAPAN		2,924	10,099
	MEXICO		2,478	3,294
3405100000	POLISHES,CREAMS,PREPARATIONS FOR FOOTWEAR ORLEATHR	X		22,517
	CHILE			4,210
	CHINA,PEOPLE'S REP.(MAINLAND)			4,316
	SPAIN			13,991
3405200000	POLISHES,CREAMS AND SIMILAR PREPS FOR WOOD	X		15,189
	CHILE			12,761
	SPAIN			2,428
3405300000	POLISHES AND PREPS FOR COACHWORK,EXCEPT METAL POL	X		16,350
	MEXICO			16,350
3405400000	SCOURING PASTES AND POWDERS AND OTHER SCOURING PRP	KG	38,045	47,037
	CHILE		38,045	47,037
3405900000	POLISHES AND CREAMS ETC, NESOI	X		18,088
	CHILE			3,280
	CHINA,PEOPLE'S REP.(MAINLAND)			7,488
	SPAIN			7,320
3406000000	CANDLES, TAPERS AND THE LIKE	KG	692,591	994,369
	BRAZIL		46,012	63,888
	CHINA,PEOPLE'S REP.(MAINLAND)		376,304	513,664
	COLOMBIA		8,484	21,593
	DOMINICAN REPUBLIC		88,649	109,057
	HONG KONG		35,190	74,622
	ITALY		11,569	23,239
	MEXICO		2,049	2,746
	NETHERLAND ANTIL. EXC ARUBA		16,200	25,600
	SPAIN		1,143	2,609
	UNITED KINGDOM OF GT BRITAIN		881	6,946
	VENEZUELA		106,110	150,405
3407002000	MODELING PASTES, PUT UP FOR CHILDREN'S AMUSEMENT	KG	47,861	146,703
	CHINA,PEOPLE'S REP.(MAINLAND)		29,570	122,758
	COOK ISLANDS		240	3,208
	MALAYSIA		14,803	9,529
	MEXICO		1,024	2,022
	SPAIN		2,224	9,186
	ALBUMINOIDAL SUBSTANCES;MODIFIED STARCHES; GLUES; ENZYMES	TOTAL	411,302	1,479,291
3503005510	EDIBLE GELATIN	KG	500	5,234

TABLE - 2 IMPORTS INTO PUERTO RICO FROM FOREIGN COUNTRIES, BY COMMODITY AND COUNTRY OF ORIGIN
FISCAL YEAR 2003

COMM CODE	DESCRIPTION AND COUNTRY	UNIT	QUANTITY	VALUE - $
	GERMANY		500	5,234
3504005000	PEPTONES, PROTEIN SUBSTANCES, & HIDE POWDER, NESOI	KG	1,527	80,215
	CANADA		1,527	80,215
3505100040	MODIFIED STARCHES DERIVED FROM CORN (MAIZE) STARCH	KG	9,308	28,973
	FRANCE		9,308	28,973
3505100092	MODIFIED STARCHES, NESOI	KG	1,100	3,669
	NETHERLANDS		1,100	3,669
3505200000	GLUES BASED ON STARCHES	KG	43,113	39,902
	BRAZIL		38,162	25,136
	ITALY		4,951	14,766
3506105000	GLUES, FOR RETAIL SALE, NET WT <=1 KG, NESOI	KG	107,404	462,853
	CHINA (TAIWAN)		20,546	37,358
	CHINA,PEOPLE'S REP.(MAINLAND)		7,505	24,151
	COLOMBIA		520	2,210
	GERMANY		29,616	236,143
	JAPAN		79	8,297
	MALAYSIA		7,010	46,220
	MEXICO		42,128	108,474
3506910000	ADHESIVES BASED ON RUBBER, FOR SALE, NET WT <=1 KG	KG	5,013	11,650
	CANADA		5,013	11,650
3506990000	ADHESIVES, FOR RETAIL SALE, NET WT <=1 KG NESOI	KG	233,438	481,888
	CANADA		682	3,259
	CHILE		1,372	2,893
	CHINA (TAIWAN)		1,280	7,400
	CHINA,PEOPLE'S REP.(MAINLAND)		7,982	13,160
	COSTA RICA		159,817	278,560
	DOMINICAN REPUBLIC		26,092	48,267
	GERMANY		24,024	74,507
	MEXICO		7,229	42,383
	SPAIN		3,310	7,199
	VENEZUELA		1,650	4,260
3507907000	ENZYMES AND PREPARED ENZYMES, NESOI	KG	9,899	364,907
	GERMANY		8,000	43,685
	JAPAN		286	315,600
	NETHERLANDS		1,613	5,622
	EXPLOSIVES; PYROTECHNIC PRODUCTS; MATCHES; PYROPHORIC ALLOYS; CERTAIN COMBUSTIBLE PREPARATIONS	TOTAL		1,116,309
3602000030	DYNAMITE IN CARTRIDGES SUITABLE FOR BLASTING	KG	90,208	112,115
	BRAZIL		90,208	112,115
3603003000	SAFETY FUSES OR DETONATING FUSES	THM	343	55,357
	BRAZIL		320	27,840
	SOUTH AFRICA,REP.OF		23	27,517
3603009000	DETONATING CAPS, IGNITERS OR ELECTRIC DETONATORS	NO	2,000	3,755
	BRAZIL		2,000	3,755
3604900000	OTHER PYROTECHNIC ARTICLES, NESOI	KG	302	7,480
	CANADA		302	7,480
3605000030	MATCHES WITH NATURAL WOOD STEMS	GCN	340,510	905,425
	CHINA,PEOPLE'S REP.(MAINLAND)		2,336	5,712
	NETHERLANDS		23,993	39,737
	SPAIN		37,351	128,950
	SWEDEN		276,830	731,026
3605000060	PYROTECHNIC ARTICLES, EXC INCLUDE HDG 3604, NESOI	GCN	11,342	32,177
	CHINA,PEOPLE'S REP.(MAINLAND)		11,342	32,177
	PHOTOGRAPHIC OR CINEMATOGRAPHIC GOODS	TOTAL		245,415
3701300000	OTH PLATES & FILM, WITH ANY SIDE EXCEEDING 255 MM	M2	39,531	28,344
	BRAZIL		232	20,004
	MEXICO		38,880	6,070
	SWITZERLAND		419	2,270
3702430000	OTH FLM,W/O SPROCKET HLS, OV 610MM & NOT OV 200 M	M2	2,263	14,374
	ITALY		2,263	14,374
3702440030	GRAPHIC ARTS FILM OV 105MM, NOT OV 610MM	M2	781	15,076
	ITALY		55	12,713

TABLE - 2 IMPORTS INTO PUERTO RICO FROM FOREIGN COUNTRIES, BY COMMODITY AND COUNTRY OF ORIGIN
FISCAL YEAR 2003

COMM CODE	DESCRIPTION AND COUNTRY	UNIT	QUANTITY	VALUE - $
	SWITZERLAND		726	2,363
3702440060	OTH FLM,W/O SPROCKET HLS,OV 105MM,NT OV610MM,NESOI	M2	5	2,259
	ITALY		5	2,259
3703906000	PHOTO PAPER,PAPERBOARD&TEXT SENSITIZE, UNEXP,NESOI	M2	100	2,400
	MEXICO		100	2,400
3707903230	COUPLER DISPERSIONS USED IN COLR NEG PHOTO PAPER	KG	3,500	12,240
	ITALY		3,500	12,240
3707903290	CHEM PREPARATIONS FOR PHOTOGRAPHIC USES, NESOI	KG	5,693	170,722
	CHINA,PEOPLE'S REP.(MAINLAND)		200	7,886
	DENMARK		907	3,980
	ITALY		2,437	8,019
	JAPAN		2,068	146,773
	PHILIPPINES		81	4,064
	MISCELLANEOUS CHEMICAL PRODUCTS	TOTAL		100,487,427
3802100000	ACTIVATED CARBON	KG	13,581	41,672
	CHINA,PEOPLE'S REP.(MAINLAND)		9,616	20,774
	JAPAN		3,965	20,898
3802905000	ANIMAL BLACK, INCLUDING SPENT ANIMAL BLACK, NESOI	KG	426,972	848,753
	ARGENTINA		34,200	9,461
	CHINA,PEOPLE'S REP.(MAINLAND)		2,260	2,419
	JAPAN		32,995	810,439
	VENEZUELA		357,517	26,434
3806300000	ESTER GUMS	KG	74,120	119,105
	MEXICO		74,120	119,105
3808102500	INSECTICIDES CONT ANY AROMATIC/MOD AROMATIC,NESOI	KG	383,349	1,934,453
	ARGENTINA		383,349	1,934,453
3808103000	INSECTICIDES CONTAINING AN INORGANIC SUBSTANCE	KG	57,255	193,737
	ITALY		57,255	193,737
3808105000	INSECTICIDES, NESOI	KG	27,077	97,775
	CHINA,PEOPLE'S REP.(MAINLAND)		19,157	77,742
	MALAYSIA		7,920	20,033
3808301500	HERBICIDES CONT AROMATIC/MOD AROMATIC ETC, NESOI	KG	800	75,624
	FRANCE		800	75,624
3808305000	HERBICIDES, NESOI	KG	3,600	33,500
	MEXICO		3,600	33,500
3809910000	FINISHING AGENTS, NESOI,CONT >=5% WGT, >= 1 AROMT	KG	5,380	7,612
	BRAZIL		5,380	7,612
3810100000	PICKLING PREP FOR METAL SURFACES, SOLDERING, ETC	KG	253	14,166
	CANADA		10	4,760
	COLOMBIA		87	2,542
	UNITED KINGDOM OF GT BRITAIN		156	6,864
3810905000	PREP USED AS CORES/COATING WELDING ELECTRODE,NESOI	KG	1,156	2,257
	FRANCE		1,156	2,257
3811210000	ADDITIVES LUB OIL CONT PETRO OIL/OIL FR BITUMINOUS	KG	63,400	192,340
	CANADA		30,800	114,602
	FRANCE		32,600	77,738
3811290000	ADD FOR LUB OILS, EX THOSE CON PETROL OIL ETC	KG	256,090	392,408
	BELGIUM		46,200	68,376
	FRANCE		24,220	35,846
	UNITED KINGDOM OF GT BRITAIN		185,670	288,186
3811900000	ADDITIVES FOR LUBRICATING OILS, NESOI	KG	571,703	487,698
	FRANCE		3,800	9,044
	GERMANY		3,800	9,044
	ITALY		507,133	348,528
	SWEDEN		56,970	121,082
3814005090	PREPARED PAINT OR VARNISH REMOVERS NESOI	KG	4,370	16,911
	CANADA		980	4,032
	MEXICO		1,140	2,714
	UNITED KINGDOM OF GT BRITAIN		2,250	10,165
3815110000	SUPPORT CATALYSTS, NICKEL/NICKEL COMPND ACT. SUBST	KG	6,182	107,712
	UNITED KINGDOM OF GT BRITAIN		6,182	107,712
3816000010	CLAY, EXCEPT PRODUCTS OF HEADING 3801	KG	24,300	9,413
	SPAIN		24,300	9,413
3816000050	REFRACTORY CEMENTS, MORTARS, EXC OF 3801, NESOI	KG	2,662,739	613,779
	MEXICO		48,861	27,466
	SPAIN		2,613,878	586,313

TABLE - 2 IMPORTS INTO PUERTO RICO FROM FOREIGN COUNTRIES, BY COMMODITY AND COUNTRY OF ORIGIN
FISCAL YEAR 2003

COMM CODE	DESCRIPTION AND COUNTRY	UNIT	QUANTITY	VALUE - $
3819000010	HYDRAULIC BRAKE FLUIDS	KG	248,179	234,689
	MEXICO		207,804	185,763
	SPAIN		40,375	48,926
3819000090	OTHER PREPARED LIQUIDS FOR HYDRAULIC TRANSMISSION	KG	40,061	29,476
	MEXICO		40,061	29,476
3820000000	ANTIFREEZING PREP & PREPARED DEICING FLUIDS	KG	55,000	58,794
	FRANCE		857	2,475
	ITALY		350	2,100
	MEXICO		1,125	2,379
	TRINIDAD AND TOBAGO		52,668	51,840
3822001010	COMPOSITE DIAGNOSTIC ETC, CONT ANTIGENS/ANTISERA	KG	7	171,377
	AUSTRALIA		7	171,377
3822001090	COMP DIAGNO/LAB REAG CONT ANTIGENS/ANTISERA NESOI	KG	3,966	235,143
	IRELAND		2,705	160,249
	UNITED KINGDOM OF GT BRITAIN		1,261	74,894
3822005090	COMPOSITE DIAGNOSTIC/LABORATORY REAGENTS ETC,NESOI	KG	529,300	90,928,576
	CHINA,PEOPLE'S REP.(MAINLAND)		279	7,613
	DENMARK		9	3,017
	GERMANY		2,556	328,925
	HONG KONG		63	2,548
	ITALY		2,081	327,708
	JAPAN		427	3,789
	MEXICO		15	2,600
	SWITZERLAND		96	62,795
	UNITED KINGDOM OF GT BRITAIN		523,774	90,189,581
3823110000	STEARIC ACID	KG	1,815	3,886
	GERMANY		1,815	3,886
3823192000	INDL MONO FATTY ACIDS COCONUT PALM-KERNEL/PALM OIL	KG	150	2,411
	UNITED KINGDOM OF GT BRITAIN		150	2,411
3823704000	INDUSTRL FATTY ALCOHOLS ANML/VEG FATTY SUBTC NESOI	KG	3,594	29,940
	DENMARK		3,594	29,940
3824402000	PREPRD ADDITIVE FOR CEMENT ETC, OF INORGANIC SUBST	KG	48,788	59,658
	SWITZERLAND		48,788	59,658
3824405000	PREPRD ADDITIVES FOR CEMENTS, MORTARS, ETC, NESOI	KG	2,276	2,141
	SWITZERLAND		2,276	2,141
3824500050	NONREFACTORY MORTARS AND CONRETES EXCEPT WET	T	3,795	598,341
	CANADA		20	40,147
	ITALY		3,507	496,793
	MEXICO		268	61,401
3824790000	PERHALOGENATED ACYCLIC HYDROCARBONS W >= 2 HALOGEN	KG	551	2,912
	NORWAY		551	2,912
3824903100	MIXTURES OF BISMUTH	KG	173	7,056
	VENEZUELA		173	7,056
3824903900	MIXTURES OF TWO OR MORE INORGANIC COMPOUNDS	KG	355,262	107,965
	MEXICO		355,262	107,965
3824904020	MIXTURES OF FATTY ACID ESTERS	KG	29,517	33,535
	MEXICO		29,517	33,535
3824904090	FATTY SUBST OF ANIMAL/VEGETABLE ORGIN MIXT, NESOI	KG	44,999	1,633,398
	ITALY		31,132	1,623,438
	MEXICO		13,867	9,960
3824904500	MIXTURE, HYDROCRBN DERIVED FR PETRO/SHALE OIL ETC	KG	1,567	2,830
	CHINA,PEOPLE'S REP.(MAINLAND)		1,567	2,830
3824904700	MIXTURES OF HALOGENATED HYDROCARBONS, NESOI	KG	2	2,600
	NETHERLANDS		2	2,600
3824907000	MIXTURES OF DIBROMONEOPENTYL GLYCOL;POLYDIBROMOPHE	KG	250	29,000
	UNITED KINGDOM OF GT BRITAIN		250	29,000
3824909150	CHEM PROD, PREPS & RESIDS OF CHEM/ALLIED IND NESOI	KG	313,933	1,124,784
	CHINA,PEOPLE'S REP.(MAINLAND)		76,320	93,576
	FRANCE		793	757,134
	GERMANY		230,580	238,457
	KOREA,REP. OF (SOUTH KOREA)		2,160	29,317
	NETHERLANDS		4,080	6,300
	PLASTICS AND ARTICLES THEREOF; RUBBER AND ARTICLES THEREOF	TOTAL		192,248,263
	PLASTICS AND ARTICLES THEREOF	TOTAL		143,958,480

TABLE - 2 IMPORTS INTO PUERTO RICO FROM FOREIGN COUNTRIES, BY COMMODITY AND COUNTRY OF ORIGIN
FISCAL YEAR 2003

COMM CODE	DESCRIPTION AND COUNTRY	UNIT	QUANTITY	VALUE - $
3901100010	LINEAR LOW DENSITY POLYETHYLENE,SPEC GRAV < 0.94	KG	22,000	15,290
	VENEZUELA		22,000	15,290
3901100020	LOW DENSITY POLYETHYLENE,EXCEPT LINEAR,SP GR <0.94	KG	384,574	630,712
	GERMANY		361,155	615,361
	TRINIDAD AND TOBAGO		23,419	15,351
3901200000	POLYETHYLENE HAVING A SPEC GRAVITY OF 0.94 OR MORE	KG	276,982	313,715
	DOMINICAN REPUBLIC		2,268	2,350
	GERMANY		15,891	24,751
	KOREA,REP. OF (SOUTH KOREA)		15,908	14,913
	MEXICO		235,161	259,326
	UNITED KINGDOM OF GT BRITAIN		7,754	12,375
3901905500	ETHYLENE COPOLYMERS	KG	22,000	15,840
	VENEZUELA		22,000	15,840
3901909000	POLYMERS OF ETHYLENE IN PRIMARY FORM,NESOI	KG	671	712
	FRANCE		671	712
3902100000	POLYPROPYLENE	KG	1,935,545	1,877,345
	BELGIUM		583,884	854,385
	COLOMBIA		1,326,181	941,126
	FRANCE		6,875	6,359
	GERMANY		9,625	48,809
	NETHERLANDS		1,020	11,167
	UNITED KINGDOM OF GT BRITAIN		7,960	15,499
3902300000	PROPYLENE COPOLYMERS	KG	19,800	12,869
	COLOMBIA		19,800	12,869
3902900050	POLYMERS OF PROPYLENE/OTHR OLEFINS PRIM FORM,NESOI	KG	397,595	321,426
	BELGIUM		15,282	18,584
	COLOMBIA		382,313	302,842
3903110000	POLYSTYRENE,EXPANDABLE	KG	823,103	616,500
	COLOMBIA		650,076	486,944
	MEXICO		173,027	129,556
3903190000	POLYSTYRENE,NESOI	KG	1,585,007	1,542,000
	ARGENTINA		16,864	20,954
	CANADA		45,760	141,828
	CHINA,PEOPLE'S REP.(MAINLAND)		19,500	16,575
	COLOMBIA		581,678	600,279
	KOREA,REP. OF (SOUTH KOREA)		2,622	18,460
	MEXICO		718,219	581,106
	SPAIN		1,960	3,724
	VENEZUELA		198,404	159,074
3903200000	STYRENE-ACRYLONITRILE (SAN) COPOLYMERS	KG	76,857	155,000
	MEXICO		50,017	127,492
	THAILAND		26,840	27,508
3903300000	ACRYLONITRILE-BUTADIENE-STYRENE (ABS) COPOLYMERS	KG	474	1,512
	CANADA		474	1,512
3903905000	POLYMERS OF STYRENE,IN PRIMARY FORMS,NESOI	KG	775,900	829,553
	JAPAN		630,000	724,629
	MEXICO		145,900	104,924
3904100000	POLYVINYL CHLORIDE,NOT MIXED WITH ANY OTH SUBSTANC	KG	2,158,955	1,480,198
	COLOMBIA		161,233	101,718
	DOMINICAN REPUBLIC		29,750	32,990
	IRELAND		3,555	31,370
	MEXICO		1,922,417	1,286,710
	VENEZUELA		42,000	27,410
3904210000	OTHER POLYMERS OF POLYVINYL CHLORIDE,NONPLASTIZED	KG	388,627	494,210
	FRANCE		175,043	253,960
	MEXICO		213,584	240,250
3904220000	OTHER POLYMERS OF POLYVINYL CHLORIDE,PLASTICIZED	KG	14,632	16,372
	DOMINICAN REPUBLIC		7,657	7,583
	UNITED KINGDOM OF GT BRITAIN		6,975	8,789
3904610000	POLYTETRAFLUOROETHYLENE (PTFE)	KG	25	976
	IRELAND		25	976
3905120000	POLYVINYL ACETATE,IN AQUEOUS DISPERSION	KG	1,361,221	854,325
	GUATEMALA		1,354,897	799,819
	TRINIDAD AND TOBAGO		6,324	54,506
3905190000	POLYMERS OF VINYL ACETATE,NOT IN AQUEOUS DISPERS	KG	184,000	109,855
	COLOMBIA		100,000	51,575
	VENEZUELA		84,000	58,280
3905210000	VINYL ACETATE COPOLYMERS IN AQUEOUS DISPERSION	KG	1,181,081	731,618

TABLE - 2 IMPORTS INTO PUERTO RICO FROM FOREIGN COUNTRIES, BY COMMODITY AND COUNTRY OF ORIGIN
FISCAL YEAR 2003

COMM CODE	DESCRIPTION AND COUNTRY	UNIT	QUANTITY	VALUE - $
	GUATEMALA		942,232	515,883
	MEXICO		43,805	30,029
	UNITED KINGDOM OF GT BRITAIN		195,044	185,706
3905300000	POLYVINYL ALCOHOLS, W/WO UNHYDROLYZED ACETATE GRPS	KG	180,000	319,935
	GERMANY		135,000	239,793
	UNITED KINGDOM OF GT BRITAIN		45,000	80,142
3905911000	OTHR VINYL COPOLYMRS,PRIM FM,CONT>=50% DER VNYL AC	KG	7,200	6,998
	DOMINICAN REPUBLIC		7,200	6,998
3906100000	POLYMETHYL METHACRYLATE	KG	18,450	111,170
	GERMANY		18,450	111,170
3906901000	OTHR ACRYLIC POLYMERS IN PRIMARY FORM,ELASTOMERIC	KG	12,442	10,837
	MEXICO		12,442	10,837
3906902000	PLASTIC ACRYLIC POLYMERS IN PRIMARY FORMS	KG	16,953	61,000
	KOREA,REP. OF (SOUTH KOREA)		16,953	61,000
3906905000	OTHER ACRYLIC POLYMERS IN PRIMARY FORMS,NESOI	KG	290,855	1,772,808
	BELGIUM		350	9,842
	CANADA		5,055	14,892
	FRANCE		13,890	48,401
	GERMANY		178,740	1,557,194
	MEXICO		38,776	69,450
	NETHERLANDS		2,500	8,150
	UNITED KINGDOM OF GT BRITAIN		11,152	30,822
	VENEZUELA		40,392	34,057
3907100000	POLYACETALS	KG	18,000	52,200
	NETHERLANDS		18,000	52,200
3907200000	OTHER POLYETHERS	KG	167,500	446,667
	GERMANY		161,620	320,656
	IRELAND		3,955	54,869
	ITALY		525	43,142
	JAPAN		1,400	28,000
3907300000	EPOXIDE RESINS	KG	19,016	81,613
	DOMINICAN REPUBLIC		17,073	63,005
	SPAIN		173	743
	UNITED KINGDOM OF GT BRITAIN		1,770	17,865
3907400000	POLYCARBONATES	KG	5,993	29,662
	CANADA		956	3,124
	GERMANY		97	1,240
	MEXICO		4,940	25,298
3907500000	ALKYD RESINS	KG	791,501	709,133
	DOMINICAN REPUBLIC		762,818	672,936
	MEXICO		10,195	20,000
	VENEZUELA		18,488	16,197
3907600010	POLYETHYLENE TEREPHTHALATE,BOTTLE GRADE RESINS	KG	17,661,136	17,263,481
	ARGENTINA		840,000	745,680
	CANADA		2,776,413	2,765,352
	ITALY		560,000	735,649
	MEXICO		12,284,723	11,504,500
	SWITZERLAND		300,000	378,075
	UNITED KINGDOM OF GT BRITAIN		900,000	1,134,225
3907600050	POLYETHYLENE TEREPHTHALATE,NESOI	KG	2,089,450	2,502,979
	CANADA		2,862	1,750
	DOMINICAN REPUBLIC		96,110	77,945
	MEXICO		1,971,621	2,396,362
	SWEDEN		18,857	26,922
3907915000	UNSATURATED POLYESTERS, NESOI	KG	12,470	18,547
	MEXICO		12,470	18,547
3907990010	POLYBUTYLENE TEREPHTHLATE	KG	489	2,026
	CANADA		489	2,026
3907990050	OTHER POLYESTERS,NESOI	KG	60,122	187,933
	DOMINICAN REPUBLIC		450	896
	MEXICO		16,380	30,634
	SPAIN		43,292	156,403
3908100000	POLYAMIDE-6,-11,-12,-6,6,-6,9,-6,10 OR -6,12	KG	2,956	15,377
	GERMANY		2,956	15,377
3908907000	OTHER POLYAMIDES IN PRIMARY FORMS	KG	1,608	15,633
	CANADA		1,608	15,633
3909100000	UREA RESINS,THIOUREA RESINS	KG	2,804,524	3,072,649
	COSTA RICA		18,202	18,163

TABLE - 2 IMPORTS INTO PUERTO RICO FROM FOREIGN COUNTRIES, BY COMMODITY AND COUNTRY OF ORIGIN
FISCAL YEAR 2003

COMM CODE	DESCRIPTION AND COUNTRY	UNIT	QUANTITY	VALUE - $
	ITALY		37,129	89,274
	MEXICO		1,035,946	1,295,186
	SPAIN		160,236	166,938
	UNITED KINGDOM OF GT BRITAIN		1,553,011	1,503,088
3909200000	MELAMINE RESINS	KG	120,275	278,916
	ITALY		24,697	59,219
	MEXICO		95,578	219,697
3909400000	PHENOLIC RESINS	KG	16,000	23,200
	COLOMBIA		16,000	23,200
3909502000	POLYURETHANES,CEMENTS	KG	960	960
	SPAIN		960	960
3909505000	POLYURETHANES,IN PRIMARY FORMS,NESOI	KG	51,503	96,418
	DOMINICAN REPUBLIC		465	1,200
	GERMANY		64	412
	IRELAND		100	6,622
	MEXICO		19,443	25,499
	SPAIN		31,431	62,685
3910000000	SILICONES IN PRIMARY FORMS	KG	9,884	42,393
	CANADA		6,220	20,429
	ITALY		3,124	12,244
	JAPAN		540	9,720
3911901500	THERMOPLASTIC:POLY(NITRILOMETHANE-TETRAARYLNITRILO	KG	1,000	7,500
	ITALY		1,000	7,500
3911902500	POLYSULFIDES,POLYSULFONES,ETC,AROM MONO,THERMOPLAS	KG	7,900	31,930
	DOMINICAN REPUBLIC		7,900	31,930
3911904500	POLYSULFIDES,POLYSULFONES,ETC,AROM MONO,THERMOSETT	KG	20,007	61,351
	BRAZIL		15,000	10,020
	GERMANY		5,007	51,331
3911909050	POLYSULFIDES,POLYSULFONES,ETC,NESOI,THERMOSETTING	KG	276	1,445
	MEXICO		276	1,445
3912310000	CARBOXYMETHYLCELLULOSE AND ITS SALTS	KG	51,886	195,818
	NETHERLANDS		51,886	195,818
3912390000	CELLULOSE ETHERS,NESOI	KG	850,639	7,451,333
	GERMANY		34,500	156,245
	JAPAN		551,979	6,113,565
	NETHERLANDS		162	3,048
	SWEDEN		261,500	1,117,188
	UNITED KINGDOM OF GT BRITAIN		2,498	61,287
3912900000	CELLULOSE & ITS CHEMICAL DERIV,PRIMARY FORMS,NESOI	KG	67,500	1,144,596
	IRELAND		30,000	132,398
	JAPAN		37,500	1,012,198
3912900010	(ALPHA)-CELLULOSE IN GRANULAR, MICRYCRYSTAL OR PWD	KG	796,500	3,438,148
	IRELAND		769,500	3,336,476
	SPAIN		27,000	101,672
3912900090	CELLULOSE & ITS CHEMICAL DERIV,PRIMARY FORMS,NESOI	KG	47,625	1,266,730
	JAPAN		47,625	1,266,730
3913100000	ALGINIC ACID,ITS SALTS AND ESTERS	KG	1,000	21,800
	UNITED KINGDOM OF GT BRITAIN		1,000	21,800
3913902000	POLYSACCHARIDES & THEIR DERIVATIVES, NESOI	KG	16,395	83,201
	CHINA,PEOPLE'S REP.(MAINLAND)		4,855	13,200
	IRELAND		11,500	65,553
	SWEDEN		40	4,448
3913902010	POLYSACCHARIDES & DERIV, CELLULOSE IN GRANULAR ETC	KG	437,188	2,147,553
	IRELAND		437,150	2,146,077
	JAPAN		38	1,476
3913902050	POLUSACCHARIDES & DERV, CELLULOSE/GRANULAR, NESOI	KG	1,184	25,988
	CHINA,PEOPLE'S REP.(MAINLAND)		1,000	7,164
	SWEDEN		184	18,824
3915900010	OF POLYETHYLENE TEREPHTHALATE (PET) PLASTICS	KG	21,837	1,384
	DOMINICAN REPUBLIC		21,837	1,384
3915900090	OTHER PLASTICS OTHER THAN PET PLASTICS	KG	558,913	116,302
	DOMINICAN REPUBLIC		558,913	116,302
3916100000	RODS,STICKS & PROFILE SHAPE,OF POLYMRS OF ETHYLENE	KG	1,873	116,690
	UNITED KINGDOM OF GT BRITAIN		1,873	116,690
3916200010	SIDING FOR HOUSE OR BUILDING EXTERIOR	KG	18,886	67,764
	SPAIN		18,886	67,764
3916200090	RODS,STICKS & PROFILE SHP,POLYMR VIN CHLORID,NESOI	KG	11,340	34,003
	HONDURAS		6,107	10,178

TABLE - 2 IMPORTS INTO PUERTO RICO FROM FOREIGN COUNTRIES, BY COMMODITY AND COUNTRY OF ORIGIN
FISCAL YEAR 2003

COMM CODE	DESCRIPTION AND COUNTRY	UNIT	QUANTITY	VALUE - $
	MEXICO		5,233	23,825
3916903000	MONOFILAMENT,CROSS-SEC DIMEN EXCEEDS 1MM	M	2,391,506	107,297
	CHINA (TAIWAN)		862,595	34,466
	CHINA,PEOPLE'S REP.(MAINLAND)		1,528,911	72,831
3916905000	RODS,STICKS & PROFILE SHAPES,ETC,OF PLAST,NESOI	KG	173,961	523,186
	CHINA (TAIWAN)		172,484	416,189
	GERMANY		1,477	106,997
3917230000	TUBES,PIPES & HOSES,RIGID,OF POLYM OF VINYL CHLORI	KG	1,171,154	1,371,690
	CHINA (TAIWAN)		1,864	9,939
	COLOMBIA		119,976	103,981
	COSTA RICA		320,956	365,310
	DOMINICAN REPUBLIC		708,555	714,161
	HONG KONG		24	275
	JAPAN		7,599	135,120
	MEXICO		11,903	42,150
	SPAIN		182	434
	UNITED KINGDOM OF GT BRITAIN		95	320
3917290050	TUBES, PIPES & HOSES, RIGID, < 200 MM IN LENGTH	THS	473	103,416
	SWITZERLAND		473	103,416
3917290090	TUBES, PIPES & HOSES, RIGID, OF PLASTIC, NESOI	KG	15,261	125,399
	CHINA (TAIWAN)		1,837	22,974
	CHINA,PEOPLE'S REP.(MAINLAND)		374	1,483
	DOMINICAN REPUBLIC		10,004	11,571
	JAPAN		128	4,623
	MEXICO		2,079	20,308
	NETHERLANDS		463	24,099
	SWITZERLAND		368	38,329
	UNITED KINGDOM OF GT BRITAIN		8	2,012
3917310000	FLEXIBLE TUBES,PIPES & HOSE,MIN BURST PRES 2>.6MPA	KG	116,990	147,792
	CHINA (TAIWAN)		68	321
	CHINA,PEOPLE'S REP.(MAINLAND)		715	4,446
	DOMINICAN REPUBLIC		112,152	121,503
	ITALY		3,038	16,959
	PORTUGAL		1,017	4,563
3917320010	TUBES,PIPES & HOSES,NOT RIGID,NOT REIN,NO FIT,PVC	KG	132,589	330,214
	CANADA		1,046	4,217
	CHINA (TAIWAN)		517	2,883
	CHINA,PEOPLE'S REP.(MAINLAND)		969	3,852
	COLOMBIA		12,814	11,626
	DOMINICAN REPUBLIC		45,594	161,335
	MEXICO		71,519	145,380
	UNITED KINGDOM OF GT BRITAIN		130	921
3917320050	TUBES,PIPES & HOSE,NOT RIGID,NOT REIN,NO FIT,NESOI	KG	61,137	179,853
	CANADA		132	1,788
	CHINA (TAIWAN)		4,819	17,952
	CHINA,PEOPLE'S REP.(MAINLAND)		3,391	9,006
	FRANCE		196	23,668
	GERMANY		65	945
	ISRAEL		2,683	3,641
	MEXICO		401	3,230
	VENEZUELA		49,450	119,623
3917330000	TUBES,PIPES & HOSES,NOT RIGID,NOT REINF,WITH FIT	KG	1,699	5,016
	CHINA (TAIWAN)		168	1,048
	CHINA,PEOPLE'S REP.(MAINLAND)		1,531	3,968
3917390010	TUBES,PIPES & HOSES,NOT RIGID,REINF WITH METAL	KG	3,866	25,108
	CHINA (TAIWAN)		729	2,283
	SPAIN		3,137	22,825
3917390020	TUBES,PIPE & HOSE,NOT RIGD,NOT REIN W METAL,OF PVC	KG	34,151	81,958
	BRAZIL		1,448	5,022
	CHINA (TAIWAN)		1,346	3,451
	CHINA,PEOPLE'S REP.(MAINLAND)		9,371	48,593
	DOMINICAN REPUBLIC		21,986	24,892
3917390050	TUBES,PIPE & HOSE,NOT RIGID,NOT REIN W METAL,NESOI	KG	20,233	548,515
	BELGIUM		595	8,660
	BRAZIL		1,692	2,898
	CHINA (TAIWAN)		6,015	18,324
	CHINA,PEOPLE'S REP.(MAINLAND)		670	2,764
	FRANCE		72	1,699

TABLE - 2 IMPORTS INTO PUERTO RICO FROM FOREIGN COUNTRIES, BY COMMODITY AND COUNTRY OF ORIGIN
FISCAL YEAR 2003

COMM CODE	DESCRIPTION AND COUNTRY	UNIT	QUANTITY	VALUE - $
	GERMANY		3,583	140,800
	JAPAN		190	3,470
	SWITZERLAND		7,376	361,429
	UNITED KINGDOM OF GT BRITAIN		40	8,471
3917400010	FITTINGS FOR VEHICLE BRAKE HOSES	KG	1,205	3,989
	CHINA (TAIWAN)		1,205	3,989
3917400090	OTHER FITTINGS FOR TUBES,PIPES & HOSES,OF PLASTIC	KG	278,625	653,059
	BRAZIL		26,320	63,203
	CANADA		314	590
	CHINA (TAIWAN)		53,286	211,829
	CHINA,PEOPLE'S REP.(MAINLAND)		16,467	61,903
	COLOMBIA		97,672	188,910
	DOMINICAN REPUBLIC		75,037	104,863
	GERMANY		9	1,612
	ISRAEL		963	1,307
	TRINIDAD AND TOBAGO		227	360
	VENEZUELA		8,330	18,482
3918101000	VINYL TILE	M2	406,868	538,957
	CHINA (TAIWAN)		11,424	15,343
	CHINA,PEOPLE'S REP.(MAINLAND)		295,864	175,672
	DOMINICAN REPUBLIC		2	1,920
	FINLAND		1,447	24,173
	MEXICO		96,001	304,267
	SPAIN		2,130	17,582
3918102000	FLOOR COVERINGS OF POLYMRS OF VINYL CHLORIDE,NESOI	M2	33,311	92,984
	CANADA		654	3,761
	CHINA,PEOPLE'S REP.(MAINLAND)		25,735	27,240
	GERMANY		30	466
	MEXICO		1,008	13,366
	SPAIN		5,884	48,151
3918901000	FLOOR COVERINGS OF OTHER PLASTICS	M2	21,715	108,283
	BELGIUM		676	11,435
	CHINA (TAIWAN)		4,267	18,240
	ITALY		9,073	34,727
	SPAIN		2,202	11,305
	SWEDEN		2,548	14,937
	UNITED KINGDOM OF GT BRITAIN		2,949	17,639
3918905000	WALL OR CEILING COVERINGS,OF OTHER PLASTICS,NESOI	M2	1,042	21,652
	DOMINICAN REPUBLIC		1,042	21,652
3919101050	TAPE,IN ROLLS NT EXCD 20 CM W, LGHT-REFLECT, NESOI	KG	30	508
	CHINA,PEOPLE'S REP.(MAINLAND)		30	508
3919102010	FILAMENT REINFORCED TAPE,IN ROLLS <=20 CM WIDE	M2	1,085	9,856
	CANADA		1,085	9,856
3919102020	ELECTRICAL TAPE,IN ROLLS NOT EXCEEDING 20 CM WIDE	M2	203,630	44,876
	CHINA (TAIWAN)		190,960	39,605
	CHINA,PEOPLE'S REP.(MAINLAND)		12,670	5,271
3919102030	TRANSPARENT TAPE, NOT EXCEEDING 5CM IN WIDTH	M2	162,874	22,612
	CANADA		84,758	8,672
	CHINA (TAIWAN)		45,165	8,837
	CHINA,PEOPLE'S REP.(MAINLAND)		30,624	3,553
	COLOMBIA		2,302	938
	MEXICO		25	612
3919102040	TRANSPARENT TAPE NOT EXCEEDING 55M, NESOI	M2	226,068	348,048
	BELGIUM		63,907	117,338
	CANADA		73,500	177,317
	CHINA (TAIWAN)		42,000	1,820
	MEXICO		39,461	38,229
	SPAIN		7,200	13,344
3919102055	SELF ADHS PLT IN ROLLS NOT EXCD 20 CM WIDE, NESOI	M2	3,611,161	1,197,610
	BELGIUM		624	2,126
	BRAZIL		890,018	96,972
	CANADA		1,083,043	379,308
	CHINA (TAIWAN)		835,632	122,929
	CHINA,PEOPLE'S REP.(MAINLAND)		36,183	14,649
	FRANCE		599,381	345,850
	INDIA		27	1,446
	ITALY		23,040	10,799
	JAPAN		6,125	135,796

TABLE - 2 IMPORTS INTO PUERTO RICO FROM FOREIGN COUNTRIES, BY COMMODITY AND COUNTRY OF ORIGIN
FISCAL YEAR 2003

COMM CODE	DESCRIPTION AND COUNTRY	UNIT	QUANTITY	VALUE - $
	MEXICO		135,288	82,358
	SPAIN		154	3,888
	SWITZERLAND		1,646	1,489
3919901000	SELF-ADHES PLATES,SHEET,ETC,LIGHT REFL,GLASS GRAIN	KG	13,827	44,128
	CHINA,PEOPLE'S REP.(MAINLAND)		226	922
	UNITED KINGDOM OF GT BRITAIN		13,601	43,206
3919905010	REFLECTORIZED SHEETING	M2	55,662	33,620
	CHINA (TAIWAN)		55,212	33,120
	MEXICO		450	500
3919905020	FILAMENT REINFORCED TAPE, EXCEEDING 20 CM	M2	427	5,558
	SPAIN		427	5,558
3919905030	ELECTRICAL TAPE, EXCEEDING 20 CM	M2	2,388	11,313
	CHINA (TAIWAN)		1,938	10,797
	CHINA,PEOPLE'S REP.(MAINLAND)		450	516
3919905040	TRANSPARENT TAPE, EXCEEDING 20 CM	M2	279,063	98,645
	BELGIUM		10,094	44,491
	BRAZIL		236,791	46,728
	CHINA,PEOPLE'S REP.(MAINLAND)		32,130	7,110
	ITALY		48	316
3919905060	SELF ADH PLATES,SHEETS, FILMMETS, OF PLASTIC,NESOI	M2	427,687	586,709
	BELGIUM		3,342	5,900
	BRAZIL		69,186	59,303
	CANADA		2,614	35,985
	CHINA (TAIWAN)		63,574	114,728
	CHINA,PEOPLE'S REP.(MAINLAND)		250,333	68,166
	COSTA RICA		103	2,145
	DOMINICAN REPUBLIC		953	153,479
	GERMANY		333	21,083
	GUATEMALA		41	6,212
	IRELAND		4	2,167
	ITALY		1,713	12,051
	JAPAN		44	25,423
	SINGAPORE		479	794
	SPAIN		31,836	77,254
	UNITED KINGDOM OF GT BRITAIN		3,132	2,019
3920100000	PLATES,SHEETS,ETC,NONCELL, NOT REINF,POLM ETHYLENE	KG	597,730	1,325,698
	ARGENTINA		109,454	99,148
	CANADA		43,570	144,941
	CHINA,PEOPLE'S REP.(MAINLAND)		5,387	7,040
	COLOMBIA		8,643	16,341
	COSTA RICA		207,707	441,352
	DENMARK		12,976	25,845
	DOMINICAN REPUBLIC		22,320	59,016
	FRANCE		50	324
	ITALY		31,433	180,467
	SWEDEN		2,209	10,010
	UNITED KINGDOM OF GT BRITAIN		149,449	314,821
	VENEZUELA		4,532	26,393
3920200000	PLATES,SHEETS,ETC,NONCELL, NOT REIN,POLM PROPYLENE	KG	473,568	1,721,015
	ARGENTINA		36,987	165,391
	BELGIUM		2,333	4,898
	CANADA		8,377	7,374
	CHILE		16,565	72,555
	CHINA,PEOPLE'S REP.(MAINLAND)		4,826	12,240
	COLOMBIA		25,002	114,603
	DOMINICAN REPUBLIC		148,122	862,515
	FRANCE		12,984	24,490
	GERMANY		4,325	13,377
	ITALY		32,165	160,576
	MEXICO		16,731	55,424
	SPAIN		161,617	212,488
	TRINIDAD AND TOBAGO		2,243	12,366
	UNITED KINGDOM OF GT BRITAIN		1,291	2,718
3920300000	PLATES,SHEETS,ETC, NONCELL,NOT REIN,POLYM STYRENE	KG	562,119	564,280
	CHINA,PEOPLE'S REP.(MAINLAND)		8,375	24,677
	COLOMBIA		553,744	539,603
3920435000	PLATES,SHEETS,ETC, NOT REIN, <6% PLASTICZRS, NESOI	KG	159,344	267,514
	CANADA		8,868	20,694

TABLE - 2 IMPORTS INTO PUERTO RICO FROM FOREIGN COUNTRIES, BY COMMODITY AND COUNTRY OF ORIGIN
FISCAL YEAR 2003

COMM CODE	DESCRIPTION AND COUNTRY	UNIT	QUANTITY	VALUE - $
	CHINA (TAIWAN)		140,900	190,089
	GERMANY		1,415	3,681
	HONG KONG		8	5,500
	ITALY		6,461	27,785
	SWITZERLAND		1,692	19,765
3920490000	PLATES,SHEETS,ETC,NONCELL,NT REIN,POLM VNYL NESOI	KG	280,502	616,998
	BELGIUM		410	1,667
	CHINA (TAIWAN)		35,038	59,448
	CHINA,PEOPLE'S REP.(MAINLAND)		26,060	60,335
	COLOMBIA		2,214	25,238
	DOMINICAN REPUBLIC		252	3,045
	FRANCE		61,916	119,867
	GERMANY		116,342	262,646
	ITALY		22,516	33,959
	KOREA,REP. OF (SOUTH KOREA)		9,795	39,777
	SPAIN		5,959	11,016
3920515000	PLATES,ETC,NONCEL,N REIN,PLYMETHYL METHACRYLAT,NES	KG	421,317	984,017
	BRAZIL		279,882	533,655
	CHINA,PEOPLE'S REP.(MAINLAND)		14,877	52,272
	DOMINICAN REPUBLIC		125,519	358,598
	UNITED KINGDOM OF GT BRITAIN		1,039	39,492
3920591000	PLATES,ETC,NONCEL,N REIN,OF OTH ACRYLIC POLYM,FLEX	KG	4,374	3,346
	DOMINICAN REPUBLIC		4,374	3,346
3920594000	TRANSPARENT SHEETING CONT =>30% BY WEIGHT OF LEAD	KG	116	3,025
	CHINA (TAIWAN)		116	3,025
3920598000	PLATES,ETC,NONCEL,N REIN,OF OTH ACRYLIC POLYM,NESO	KG	30,523	88,524
	CHINA (TAIWAN)		12,321	27,760
	DOMINICAN REPUBLIC		18,202	60,764
3920610000	PLATES,ETC,NONCEL,N REIN,OF POLYCARBONATES	KG	12,780	40,052
	BRAZIL		12,780	40,052
3920620000	PLATES,ETC,NONCEL,N REIN,POLYETHYLENE TEREPHTHLATE	KG	17,198	45,768
	LUXEMBOURG		916	10,103
	SPAIN		16,282	35,665
3920631000	PLATES,ETC,NONCEL,N REIN,OF UNSAT POLYESTERS,FLEX	KG	23,838	101,274
	COLOMBIA		23,838	101,274
3920690000	PLATES,ETC,NONCEL,N REIN,OF OTHER POLYESTERS,NESOI	KG	42,220	148,417
	GERMANY		38	744
	KOREA,REP. OF (SOUTH KOREA)		40,594	137,772
	SWEDEN		1,588	9,901
3920710000	PLATES,ETC,NONCEL,N REIN,OF REGENERATED CELLULOSE	KG	780	4,943
	CHINA,PEOPLE'S REP.(MAINLAND)		445	2,790
	SPAIN		335	2,153
3920720000	PLATES,ETC,NONCEL,N REIN,OF CELLULO OR DER,VLC FBR	KG	1,149	5,795
	CHINA (TAIWAN)		1,025	5,345
	CHINA,PEOPLE'S REP.(MAINLAND)		124	450
3920730000	PLATES,ETC,NONCEL,N REIN,OF CELLULOSE ACETATE	KG	5,084	421,822
	GERMANY		5,084	421,822
3920795000	PLATES,ETC,NONCEL,N REIN,OF OTH CELLULOS DER,NESOI	KG	40,550	237,345
	CANADA		1	390
	DOMINICAN REPUBLIC		39,002	119,830
	GERMANY		1,547	117,125
3920992000	FILM,STRIP & SHEETS,NONCEL,N REIN,OTH PL,FLX,NESOI	KG	56,324	864,169
	FRANCE		7,487	201,143
	GERMANY		618	395,397
	IRELAND		465	163,265
	ITALY		17,140	27,610
	JAPAN		5,150	50,442
	SWEDEN		288	543
	URUGUAY		25,176	25,769
3920995000	PLATES,FOIL,NONCEL,N REIN,OF OTHER PLASTICS,NESOI	KG	110,226	402,706
	CHINA,PEOPLE'S REP.(MAINLAND)		1,868	2,634
	COSTA RICA		2,711	17,377
	GERMANY		2,634	24,163
	KOREA,REP. OF (SOUTH KOREA)		21,432	63,000
	MEXICO		81,581	295,532
3921110000	PLATES,SHEETS,FILM,FOIL,STRIP,CELL,PLYM OF STYRENE	KG	15,865	9,917
	DOMINICAN REPUBLIC		15,865	9,917
3921121950	PLATES,ETC,CELL,PLM VY CHLO,COMB W TEXT MAT,NESOI	M2	18,153	43,370

TABLE - 2 IMPORTS INTO PUERTO RICO FROM FOREIGN COUNTRIES, BY COMMODITY AND COUNTRY OF ORIGIN
FISCAL YEAR 2003

COMM CODE	DESCRIPTION AND COUNTRY	UNIT	QUANTITY	VALUE - $
	COLOMBIA		18,153	43,370
3921125000	PLATES,SHEETS,ETC,CELL,PLYM OF VINYL CHLORID,NESOI	KG	44,957	63,248
	CANADA		10	445
	ITALY		44,014	60,303
	MEXICO		933	2,500
3921135000	PLATES,SHEETS,FILM,ETC,CELL,OF POLYURETHANE,NESOI	KG	28,963	91,911
	BRAZIL		274	535
	CHINA,PEOPLE'S REP.(MAINLAND)		17,435	29,355
	DOMINICAN REPUBLIC		5,279	9,753
	GERMANY		119	6,812
	ISRAEL		5,856	45,456
3921190000	PLATES,SHEETS,FILM,FOIL & STRIP,CELL,OF OTH PLAST	KG	166,690	3,859,478
	DOMINICAN REPUBLIC		23,488	72,548
	GERMANY		2,255	22,007
	IRELAND		302	15,661
	ITALY		25,538	65,793
	JAPAN		50	32,011
	MEXICO		50,776	177,313
	NETHERLANDS		336	108,758
	UNITED KINGDOM OF GT BRITAIN		55,194	3,340,210
	VENEZUELA		8,751	25,177
3921901100	PLATES,ETC,PLS,EX CEL,TEXT <=1.492KG/M2,M-M>70%PLS	M2	159,107	257,450
	BRAZIL		28,986	61,182
	CHINA (TAIWAN)		892	4,681
	KOREA,REP. OF (SOUTH KOREA)		129,229	191,587
3921901950	PLATES,ETC,PLAS,EX CEL,TEX <=1.492 KG/M2,NESOI	M2	224,564	77,350
	ISRAEL		223,321	67,209
	ITALY		266	7,395
	MEXICO		977	2,746
3921902510	PLATES,ETC,PLAS,EX CEL,TEX >1.492 KG/M2,M-M,>70%PL	M2	144	446
	DOMINICAN REPUBLIC		144	446
3921904010	PLATES, SHEETS, ETC, REINFORCED W/ PAPER FLEXIBLE	KG	86,731	333,550
	BRAZIL		46,947	82,086
	DOMINICAN REPUBLIC		6,609	7,653
	ISRAEL		33,175	243,811
3921904025	POLYETH TEREPH FILM,ROLLS,COATD,FOR THERM TRN RIBN	KG	61,143	179,588
	COLOMBIA		1,323	6,835
	ITALY		20,656	117,688
	MEXICO		672	3,264
	SPAIN		38,492	51,801
3921904090	PLATES,SHEETS,ETC,PLAS,EX CELL,FLEXIBLE,NESOI	KG	64,100	212,447
	ARGENTINA		4,786	8,977
	CHINA,PEOPLE'S REP.(MAINLAND)		20,520	16,530
	DOMINICAN REPUBLIC		394	1,367
	FRANCE		28,764	70,193
	ISRAEL		1,802	12,976
	JAPAN		3,224	95,671
	MALAYSIA		4,519	5,056
	SPAIN		91	1,677
3921905010	HIGH PRESSURE PAPER REINFORCD DECORATIVE LAMINATES	M2	1,494,895	3,463,160
	ARGENTINA		19,222	56,758
	BRAZIL		883,389	1,742,010
	CHINA (TAIWAN)		4,187	7,325
	COLOMBIA		353,669	1,093,874
	GERMANY		13,018	23,073
	HONDURAS		24,440	27,416
	INDIA		68,134	170,562
	ITALY		17,381	60,378
	LITHUANIA		8,655	22,664
	MEXICO		532	3,200
	PORTUGAL		96,451	215,482
	SPAIN		5,817	40,418
3921905050	PLATES,SHEETS,ETC,PLAS,EX CELL,EX FLEX,NESOI	M2	135,397	393,041
	ARGENTINA		3,721	9,524
	BRAZIL		62,344	191,889
	CANADA		1	447
	CHINA (TAIWAN)		336	2,036
	COLOMBIA		90	515

TABLE - 2 IMPORTS INTO PUERTO RICO FROM FOREIGN COUNTRIES, BY COMMODITY AND COUNTRY OF ORIGIN
FISCAL YEAR 2003

COMM CODE	DESCRIPTION AND COUNTRY	UNIT	QUANTITY	VALUE - $
	DOMINICAN REPUBLIC		2,738	36,400
	GERMANY		3,073	5,354
	INDIA		30,600	91,510
	MEXICO		15,637	34,898
	PORTUGAL		3,227	16,134
	UNITED KINGDOM OF GT BRITAIN		13,630	4,334
3922100000	BATHS,SHOWER BATHS & WASHBASINS,OF PLASTIC	X		497,806
	ARGENTINA			2,332
	BRAZIL			194,616
	CANADA			44,393
	CHINA (TAIWAN)			5,760
	CHINA,PEOPLE'S REP.(MAINLAND)			3,735
	COLOMBIA			8,871
	ISRAEL			26,547
	ITALY			34,717
	MEXICO			5,539
	PORTUGAL			75,859
	SPAIN			87,961
	THAILAND			1,176
	VENEZUELA			6,300
3922200000	LAVATORY SEATS & COVER,OF PLASTIC	NO	103,905	327,727
	BRAZIL		1,226	10,507
	CHILE		2,035	5,087
	CHINA (TAIWAN)		16	507
	CHINA,PEOPLE'S REP.(MAINLAND)		82,562	217,028
	COLOMBIA		316	948
	ECUADOR		3,135	10,704
	KOREA,REP. OF (SOUTH KOREA)		100	474
	MEXICO		33	1,057
	PERU		2,537	7,810
	PORTUGAL		769	33,212
	SPAIN		112	2,684
	TURKEY		120	1,200
	VENEZUELA		10,944	36,509
3922900000	BIDETS,LAVATORY PANS,SIMILR SANITARY WARE,PLASTIC	X		422,868
	ARGENTINA			9,786
	BRAZIL			10,551
	CHINA (TAIWAN)			6,469
	CHINA,PEOPLE'S REP.(MAINLAND)			109,746
	COLOMBIA			310
	ISRAEL			267
	MEXICO			142,026
	SPAIN			5,235
	THAILAND			1,320
	UNITED KINGDOM OF GT BRITAIN			6,072
	VENEZUELA			131,086
3923100000	BOXES,CASES,CRATES & SIMILAR ARTICLES,OF PLASTIC	X		1,367,914
	AUSTRIA			709
	CANADA			71,609
	CHILE			2,560
	CHINA (TAIWAN)			1,060
	CHINA,PEOPLE'S REP.(MAINLAND)			123,953
	COLOMBIA			1,382
	COSTA RICA			26,516
	DOMINICAN REPUBLIC			519,976
	ECUADOR			6,770
	FRANCE			1,000
	GERMANY			1,403
	GUATEMALA			9,979
	HONG KONG			11,680
	IRELAND			13,761
	ISRAEL			9,100
	ITALY			98,401
	JAPAN			4,609
	MEXICO			502
	NETHERLANDS			220,551
	NORWAY			818
	PANAMA			2,827

TABLE - 2 IMPORTS INTO PUERTO RICO FROM FOREIGN COUNTRIES, BY COMMODITY AND COUNTRY OF ORIGIN
FISCAL YEAR 2003

COMM CODE	DESCRIPTION AND COUNTRY	UNIT	QUANTITY	VALUE - $
	PERU			10,640
	SINGAPORE			16,903
	SLOVAK REPUBLIC(SLOVAKIA)			113,768
	SWITZERLAND			2,341
	THAILAND			3,760
	TURKEY			774
	UNITED KINGDOM OF GT BRITAIN			49,889
	VENEZUELA			40,673
3923210011	RECL SACKS & BAGS OF ETHYLENE WITH NO SIDE >= 75MM	THS	139	11,032
	MEXICO		139	11,032
3923210019	RECL SACK&BAGS POLYM OF ETHYLENE W EXTD CLS, NESOI	THS	7,086	55,703
	ARGENTINA		178	8,801
	CHINA,PEOPLE'S REP.(MAINLAND)		6,824	39,368
	SPAIN		83	3,894
	TRINIDAD AND TOBAGO		1	3,640
3923210080	SACKS/BAGS, POLYMER OF ETHYLENE, W NO SIDE >= 75MM	THS	71,694	402,524
	BELGIUM		5	304
	MALAYSIA		48,309	271,779
	SINGAPORE		4,566	28,257
	VIETNAM		18,814	102,184
3923210090	SACKS&BAGS OF POLYMERS OF ETHYLENE EXC RECL, NESOI	THS	1,311,916	3,571,866
	ARGENTINA		1	480
	BRAZIL		31	3,573
	CANADA		5,326	20,915
	CHINA (TAIWAN)		250	2,500
	CHINA,PEOPLE'S REP.(MAINLAND)		234,099	738,870
	COLOMBIA		247	41,804
	COSTA RICA		143,538	462,698
	DOMINICAN REPUBLIC		145,773	753,934
	FRANCE		500	15,621
	GERMANY		13,072	16,592
	HONG KONG		53,874	194,139
	INDIA		76	23,155
	INDONESIA		1,895	6,645
	JAPAN		439	113,918
	MALAYSIA		519,765	722,365
	MEXICO		431	10,676
	PANAMA		37	2,428
	SPAIN		2	656
	SWEDEN		1	307
	THAILAND		83,483	208,685
	UNITED KINGDOM OF GT BRITAIN		90	3,950
	VENEZUELA		6,299	19,843
	VIETNAM		102,687	208,112
3923290000	SACKS & BAGS(INCLUDING CONES) OF OTHER PLASTICS	KG	4,994,986	8,245,482
	ARGENTINA		9,136	13,422
	BELGIUM		306	10,186
	CANADA		24,761	15,183
	CHINA (TAIWAN)		10,281	59,933
	CHINA,PEOPLE'S REP.(MAINLAND)		619,263	949,753
	COLOMBIA		137,665	154,739
	COSTA RICA		2,347,748	4,089,051
	DOMINICAN REPUBLIC		506,911	1,264,112
	ECUADOR		44,250	42,224
	EL SALVADOR		1,050	2,547
	FRANCE		72	1,071
	GERMANY		101	611
	HONDURAS		270,385	496,188
	HONG KONG		20,229	50,008
	INDONESIA		6,004	5,892
	ISRAEL		475	2,720
	ITALY		1,555	5,007
	JAMAICA		224	270
	KOREA,REP. OF (SOUTH KOREA)		19,800	50,800
	MALAYSIA		149,388	149,964
	MEXICO		1,144	8,536
	NETHERLANDS		9,472	55,245
	PANAMA		22,086	43,809

TABLE - 2 IMPORTS INTO PUERTO RICO FROM FOREIGN COUNTRIES, BY COMMODITY AND COUNTRY OF ORIGIN
FISCAL YEAR 2003

COMM CODE	DESCRIPTION AND COUNTRY	UNIT	QUANTITY	VALUE - $
	PERU		1,048	6,583
	PORTUGAL		63	309
	SINGAPORE		321,646	198,451
	SPAIN		12,706	28,917
	THAILAND		291,892	297,600
	UNITED KINGDOM OF GT BRITAIN		23,891	56,360
	VENEZUELA		33,964	61,340
	VIETNAM		107,470	124,651
3923300010	CARBOYS, BOTTLE, ETC. OF CAPACITY NOT >= 50 ml	THS	147,019	2,461,027
	BRAZIL		6	2,343
	CANADA		19	15,365
	CHINA (TAIWAN)		1	588
	CHINA,PEOPLE'S REP.(MAINLAND)		593	27,895
	COLOMBIA		82	819
	GERMANY		35,367	1,946,030
	ITALY		2,844	41,348
	JAPAN		50	13,121
	MEXICO		18,880	183,906
	NETHERLANDS		23	16,168
	SINGAPORE		19,017	56,320
	SPAIN		69,486	27,787
	SWITZERLAND		651	129,337
3923300090	CARBOYS, BOTTLE, FLASKS & SIMILAR ARTICLES, NESOI	X		5,015,293
	AUSTRALIA			6,607
	BELGIUM			10,628
	BRAZIL			18,858
	CANADA			16,915
	CHINA,PEOPLE'S REP.(MAINLAND)			134,450
	COLOMBIA			1,774
	COSTA RICA			195,623
	DOMINICAN REPUBLIC			2,687,968
	GERMANY			245,465
	GUATEMALA			4,400
	HONG KONG			61,497
	INDIA			17,626
	IRELAND			6,977
	ITALY			1,272
	JAPAN			509,910
	MEXICO			398,189
	NETHERLANDS			236,631
	PANAMA			37,088
	SINGAPORE			18,773
	THAILAND			38,460
	UNITED KINGDOM OF GT BRITAIN			193,857
	VENEZUELA			172,325
3923400050	SPOOLS,COPS,BOBBINS & SIMILAR SUPPORTS,PLAST,NESOI	X		18,789
	CHINA,PEOPLE'S REP.(MAINLAND)			298
	DOMINICAN REPUBLIC			7,061
	GERMANY			10,530
	IRELAND			900
3923500000	STOPPERS,LIDS,CAPS,& OTHER CLOSURES,OF PLASTIC	X		2,700,613
	AUSTRALIA			2,464
	AUSTRIA			122,027
	BELGIUM			2,974
	BRAZIL			118,559
	CANADA			13,867
	CHINA (TAIWAN)			1,105
	CHINA,PEOPLE'S REP.(MAINLAND)			75,409
	COLOMBIA			19,287
	COSTA RICA			249,689
	DOMINICAN REPUBLIC			130,064
	ECUADOR			1,844
	FRANCE			21,314
	GERMANY			96,079
	HONDURAS			61,297
	IRELAND			16,463
	ITALY			437,441
	JAPAN			2,348

TABLE - 2 IMPORTS INTO PUERTO RICO FROM FOREIGN COUNTRIES, BY COMMODITY AND COUNTRY OF ORIGIN
FISCAL YEAR 2003

COMM CODE	DESCRIPTION AND COUNTRY	UNIT	QUANTITY	VALUE - $
	MEXICO			172,317
	NETHERLANDS			217,597
	PANAMA			17,502
	PERU			8,084
	PORTUGAL			3,717
	SPAIN			657,483
	UNITED KINGDOM OF GT BRITAIN			183,994
	VENEZUELA			67,688
3923900012	PLASTIC BUCKETS & PAILS, WITH CAPACITY <11.36 LTRS	NO	206,036	59,441
	CHINA,PEOPLE'S REP.(MAINLAND)		6,000	5,988
	ITALY		36	649
	JAPAN		200,000	52,804
3923900014	PLAST BUCKETS & PAILS, W/CAP >=11.36 & <22.71 LTRS	NO	14,725	54,882
	ARGENTINA		2,200	15,400
	BRAZIL		386	8,732
	CHINA,PEOPLE'S REP.(MAINLAND)		67	999
	ISRAEL		1,464	1,390
	SPAIN		4,608	17,861
	VENEZUELA		6,000	10,500
3923900016	PLASTIC BUCKETS & PAILS, W/CAP 22.71 LTRS OR MORE	NO	6,768	25,436
	DOMINICAN REPUBLIC		4,368	20,971
	THAILAND		2,400	4,465
3923900080	ART FOR CONVEYING OR PACKING OF GOODS,PLAST,NESOI	X		606,671
	ARGENTINA			1,465
	CANADA			61,565
	CHINA,PEOPLE'S REP.(MAINLAND)			110,825
	COLOMBIA			78,632
	COSTA RICA			12,720
	DOMINICAN REPUBLIC			22,649
	ECUADOR			4,599
	FRANCE			94,713
	GERMANY			17,775
	HONDURAS			11,684
	HONG KONG			14,140
	IRELAND			400
	ISRAEL			6,694
	ITALY			2,923
	KOREA,REP. OF (SOUTH KOREA)			7,320
	NETHERLANDS			25,636
	PANAMA			15,797
	SINGAPORE			15,932
	SPAIN			29,324
	SWITZERLAND			16,440
	TURKEY			14,432
	URUGUAY			11,181
	VENEZUELA			29,825
3924101000	SALT,PEPPER,MUSTARD,KETCHUP & SIMILR DISP,PLASTIC	X		15,319
	CHINA,PEOPLE'S REP.(MAINLAND)			9,980
	COLOMBIA			682
	DOMINICAN REPUBLIC			4,657
3924102000	PLATES,CUPS,SAUCERS,SOUP BOWLS,ETC,OF PLASTICS	KG	5,952,344	11,513,046
	ARGENTINA		1,382	2,873
	BELGIUM		291	304
	BRAZIL		8,629	28,037
	CANADA		4,166	16,825
	CHINA,PEOPLE'S REP.(MAINLAND)		365,611	575,196
	COLOMBIA		791,656	1,352,108
	COSTA RICA		284,802	634,359
	DOMINICAN REPUBLIC		2,155,859	3,843,197
	ECUADOR		2,052	7,757
	EL SALVADOR		12,009	24,961
	FRANCE		4	298
	GUATEMALA		1,893	5,982
	HONDURAS		47,487	114,440
	HONG KONG		10,386	18,651
	INDIA		73,928	161,141
	ISRAEL		16,074	53,041
	ITALY		6,646	25,850

TABLE - 2 IMPORTS INTO PUERTO RICO FROM FOREIGN COUNTRIES, BY COMMODITY AND COUNTRY OF ORIGIN
FISCAL YEAR 2003

COMM CODE	DESCRIPTION AND COUNTRY	UNIT	QUANTITY	VALUE - $
	JAMAICA		37,955	72,303
	MEXICO		271,736	575,458
	NETHERLANDS		9,521	40,890
	PANAMA		73,195	222,824
	SPAIN		2,606	14,875
	THAILAND		5,151	24,854
	TURKEY		902	2,304
	VENEZUELA		1,768,403	3,694,518
3924103000	TRAYS,OF PLASTIC	NO	68,401,404	4,628,028
	ARGENTINA		293	4,158
	BRAZIL		50,966	16,762
	CANADA		8,439	20,713
	CHINA (TAIWAN)		41,769	15,840
	CHINA,PEOPLE'S REP.(MAINLAND)		174,644	71,652
	COLOMBIA		166,048	7,355
	COSTA RICA		73,751	6,385
	DOMINICAN REPUBLIC		67,742,668	4,220,470
	ECUADOR		5,000	17,500
	FRANCE		3,240	1,434
	GERMANY		30	408
	INDIA		66,992	64,463
	ISRAEL		7,680	1,821
	PANAMA		32,700	15,812
	THAILAND		1,614	1,883
	TURKEY		12,504	7,900
	VENEZUELA		13,066	153,472
3924104000	TABLEWARE & KITCHENWARE,OF PLASTIC,NESOI	X		3,508,473
	ARGENTINA			35,008
	BRAZIL			142,752
	BRITISH VIRGIN ISLANDS			277
	CANADA			474
	CHILE			17,930
	CHINA (TAIWAN)			34,732
	CHINA,PEOPLE'S REP.(MAINLAND)			1,177,541
	COLOMBIA			151,021
	DOMINICAN REPUBLIC			741,632
	FRANCE			7,173
	GERMANY			371
	GUATEMALA			82,329
	HONDURAS			11,387
	HONG KONG			12,702
	INDIA			109,159
	ISRAEL			43,943
	ITALY			17,827
	JAMAICA			15,714
	KOREA,REP. OF (SOUTH KOREA)			34,638
	MEXICO			624,131
	NETHERLANDS			1,218
	PANAMA			17,867
	SPAIN			299
	THAILAND			169,562
	TURKEY			12,764
	VENEZUELA			46,022
3924901010	CURTAINS & DRAPES,OF PLASTIC	KG	413,354	960,384
	ARGENTINA		104	919
	CANADA		23	411
	CHINA (TAIWAN)		6,246	13,628
	CHINA,PEOPLE'S REP.(MAINLAND)		402,258	888,919
	HONG KONG		4,473	55,176
	SPAIN		250	1,331
3924901050	NAPKINS,TABLE COVERS,MATS,ETC,OF PLASTIC,NESOI	X		667,224
	BRAZIL			1,323
	BULGARIA			68,470
	CHINA (TAIWAN)			89,169
	CHINA,PEOPLE'S REP.(MAINLAND)			441,824
	COLOMBIA			2,785
	ISRAEL			18,144
	MEXICO			800

TABLE - 2 IMPORTS INTO PUERTO RICO FROM FOREIGN COUNTRIES, BY COMMODITY AND COUNTRY OF ORIGIN
FISCAL YEAR 2003

COMM CODE	DESCRIPTION AND COUNTRY	UNIT	QUANTITY	VALUE - $
	PAKISTAN			9,827
	TURKEY			34,882
3924902000	PICTURE FRAMES	X		191,299
	CHINA,PEOPLE'S REP.(MAINLAND)			187,761
	ITALY			390
	MEXICO			600
	PANAMA			2,548
3924905500	HOUSEHOLD ARTICLES & TOILET ARTICLES,OF PLAST,NESO	X		3,424,138
	ARGENTINA			39,925
	BARBADOS			10,009
	BRAZIL			167,546
	CHINA (TAIWAN)			67,910
	CHINA,PEOPLE'S REP.(MAINLAND)			1,598,850
	COLOMBIA			33,018
	DOMINICAN REPUBLIC			53,271
	EL SALVADOR			34,079
	FRANCE			1,140
	GUATEMALA			42,640
	HONG KONG			42,582
	INDIA			283,758
	INDONESIA			463
	ISRAEL			178,609
	ITALY			151,889
	JAMAICA			1,212
	KOREA,REP. OF (SOUTH KOREA)			2,280
	MEXICO			62,001
	NETHERLANDS			324
	PANAMA			299,105
	SPAIN			53,793
	THAILAND			96,216
	TRINIDAD AND TOBAGO			1,496
	TURKEY			116,713
	UNITED KINGDOM OF GT BRITAIN			5,480
	VENEZUELA			79,829
3925100000	RESERVOIRS,TANKS,ETC,CAPACITY >300 LITERS,PLASTIC	X		375,960
	CANADA			27,252
	DOMINICAN REPUBLIC			11,258
	MEXICO			1,360
	SPAIN			3,216
	TRINIDAD AND TOBAGO			149,364
	VENEZUELA			183,510
3925200010	DOORS AND DOOR FRAMES, OF PLASTIC	NO	15,458	469,872
	BRAZIL		2	1,292
	CHINA (TAIWAN)		11,287	313,638
	CHINA,PEOPLE'S REP.(MAINLAND)		2,096	64,489
	SPAIN		1,603	86,347
	VENEZUELA		470	4,106
3925200090	WINDOWS, FRAMES & THRESHOLDS FOR DOORS OF PLASTIC	X		63,628
	BRAZIL			5,022
	CANADA			57,366
	CHINA,PEOPLE'S REP.(MAINLAND)			340
	ITALY			900
3925301000	BLINDS(INCLUDING VENETIAN BLINDS)OF PLASTIC	NO	38,368	119,432
	CHINA,PEOPLE'S REP.(MAINLAND)		38,368	119,432
3925900000	BUILDERS' WARE OF PLASTICS,NESOI	X		452,242
	ARGENTINA			30,238
	CANADA			23,737
	CHINA (TAIWAN)			11,177
	CHINA,PEOPLE'S REP.(MAINLAND)			119,176
	COLOMBIA			24,710
	FRANCE			22,429
	ITALY			81,072
	MALAYSIA			52,761
	MEXICO			48,223
	NETHERLANDS			30,939
	NORWAY			837
	SPAIN			5,831
	UNITED KINGDOM OF GT BRITAIN			1,112

TABLE - 2 IMPORTS INTO PUERTO RICO FROM FOREIGN COUNTRIES, BY COMMODITY AND COUNTRY OF ORIGIN
FISCAL YEAR 2003

COMM CODE	DESCRIPTION AND COUNTRY	UNIT	QUANTITY	VALUE - $
3926100000	OFFICE OR SCHOOL SUPPLIES OF PLASTIC, NESOI	X		301,973
	BRAZIL			10,522
	CHINA (TAIWAN)			7,358
	CHINA,PEOPLE'S REP.(MAINLAND)			241,147
	COLOMBIA			7,861
	GERMANY			1,258
	HONG KONG			1,260
	MALAYSIA			11,959
	POLAND			20,608
3926201010	GLOVES,SEAMLESS,SURGICAL & MEDICAL,OF PLASTIC	DPR	72,750	27,558
	INDONESIA		24,000	8,640
	MALAYSIA		48,750	18,918
3926201020	GLOVES,SEAMLESS,EXCP SURG & MEDICAL,DISPOSABL,PLAS	DPR	270,233	59,894
	CHINA,PEOPLE'S REP.(MAINLAND)		269,583	57,802
	MALAYSIA		650	2,092
3926201050	GLOVES,SEAMLESS,EXCP SURG & MEDICAL,NOT DISP,PLAST	DPR	244,459	57,590
	CHINA,PEOPLE'S REP.(MAINLAND)		244,459	57,590
3926202000	BASEBALL & SOFTBALL GLOVES & MITS OF PLASTIC	NO	360	1,368
	CHINA,PEOPLE'S REP.(MAINLAND)		360	1,368
3926203000	GLOVES SPEC DESIGNED FOR SPORTS,OF PLASTIC,NESOI	NO	3,030	7,791
	CHINA,PEOPLE'S REP.(MAINLAND)		3,030	7,791
3926204010	DISPOSABLE GLOVES,OF PLASTIC,NESOI	DPR	835,833	141,115
	CHINA,PEOPLE'S REP.(MAINLAND)		731,667	132,821
	MALAYSIA		20,833	4,375
	THAILAND		83,333	3,919
3926204050	GLOVES,OF PLASTIC,NESOI	DPR	16,183	15,254
	CHINA,PEOPLE'S REP.(MAINLAND)		800	3,000
	DOMINICAN REPUBLIC		14,783	9,783
	HONG KONG		600	2,471
3926206000	PLAST RAINWR,INCL JACKET,COAT,ETC,VAL N/O $10 unit	DOZ	5,099	90,758
	CHINA (TAIWAN)		10	365
	CHINA,PEOPLE'S REP.(MAINLAND)		5,089	90,393
3926209010	APRONS,OF PLASTIC	DOZ	12,585	75,242
	CHINA,PEOPLE'S REP.(MAINLAND)		9,877	16,018
	HONG KONG		2,708	59,224
3926209050	ART OF APPAREL & CLOTHING ACCESSORIES,PLAST,NESOI	DOZ	28,047	603,692
	BRAZIL		1,044	9,394
	CHINA (TAIWAN)		6,184	128,581
	CHINA,PEOPLE'S REP.(MAINLAND)		2,630	10,154
	DOMINICAN REPUBLIC		165	14,360
	INDIA		33	2,167
	INDONESIA		90	1,736
	ITALY		305	2,260
	JAPAN		16,950	423,283
	MEXICO		50	1,560
	NETHERLANDS		12	607
	PORTUGAL		2	1,710
	SPAIN		582	7,880
3926301000	HANDLES AND KNOBS	KG	8,117	80,770
	CHINA (TAIWAN)		121	665
	CHINA,PEOPLE'S REP.(MAINLAND)		1,577	6,780
	JAPAN		862	12,686
	KOREA,REP. OF (SOUTH KOREA)		5,557	60,639
3926305000	FITTINGS FOR FURNITURE,COACHWORK,ETC,PLASTIC,NESOI	KG	10,632	56,967
	CANADA		150	2,698
	CHINA (TAIWAN)		7,661	43,134
	CHINA,PEOPLE'S REP.(MAINLAND)		2,448	9,405
	ITALY		320	1,190
	JAPAN		53	540
3926400000	STATUETTES & OTHER ORNAMENTAL ARTICLES,OF PLASTIC	X		4,036,286
	ARGENTINA			2,592
	BRAZIL			270
	CANADA			991
	CHINA (TAIWAN)			2,629
	CHINA,PEOPLE'S REP.(MAINLAND)			3,725,076
	COLOMBIA			731
	DOMINICAN REPUBLIC			5,443
	FRANCE			752

TABLE - 2 IMPORTS INTO PUERTO RICO FROM FOREIGN COUNTRIES, BY COMMODITY AND COUNTRY OF ORIGIN
FISCAL YEAR 2003

COMM CODE	DESCRIPTION AND COUNTRY	UNIT	QUANTITY	VALUE - $
	GERMANY			52,604
	HONG KONG			83,573
	INDIA			7,210
	ITALY			19,903
	JAPAN			18,578
	MALAYSIA			8,164
	MEXICO			1,553
	NETHERLANDS			6,960
	PANAMA			4,032
	PERU			15,518
	SOUTH AFRICA,REP.OF			6,224
	SPAIN			58,999
	THAILAND			1,124
	TURKEY			13,360
3926901000	BUCKETS & PAILS,OF PLASTIC	NO	262,256	235,394
	ARGENTINA		25,536	11,353
	BRAZIL		10,245	9,845
	CANADA		176	713
	CHINA,PEOPLE'S REP.(MAINLAND)		9,168	6,967
	COLOMBIA		372	1,467
	DOMINICAN REPUBLIC		32,270	11,617
	FRANCE		150	1,727
	ITALY		52,340	67,320
	MEXICO		4,000	1,000
	NETHERLANDS		757	37,045
	PANAMA		190	499
	SPAIN		75,930	58,927
	TURKEY		14,400	8,640
	VENEZUELA		36,722	18,274
3926901500	NURSING NIPPLES & PACIFIERS	GRS	1,523	82,776
	ITALY		3	1,155
	MEXICO		82	14,913
	THAILAND		1,438	66,708
3926902000	ICE BAGS,DOUCHE BAGS,ETC, & FITTINGS THEREFOR	X		58,162
	BELGIUM			31,380
	CHINA,PEOPLE'S REP.(MAINLAND)			1,657
	GERMANY			5,878
	HONG KONG			12,635
	JAPAN			6,612
3926902500	HANDLES & KNOBS,OF PLASTIC,NESOI	KG	21,377	187,222
	BRAZIL		821	1,366
	CHINA (TAIWAN)		10,913	106,981
	CHINA,PEOPLE'S REP.(MAINLAND)		1,184	3,605
	JAPAN		7,540	66,021
	KOREA,REP. OF (SOUTH KOREA)		564	7,585
	SPAIN		354	1,219
	SWITZERLAND		1	445
3926903000	PARTS FOR YACHTS OR PLEASURE BOATS,ETC	X		17,776
	COLOMBIA			4,201
	COSTA RICA			6,416
	JAPAN			6,200
	VENEZUELA			959
3926903500	BEADS,BUGLES,SPANGLES,NOT STRUNG,ETC,& ART THEREOF	X		4,793
	CHINA,PEOPLE'S REP.(MAINLAND)			4,793
3926904000	IMITATION GEMSTONES	X		2,889
	CHINA,PEOPLE'S REP.(MAINLAND)			2,889
3926904510	O-RINGS	X		10,874
	AUSTRIA			301
	CHINA,PEOPLE'S REP.(MAINLAND)			560
	SWITZERLAND			2,419
	UNITED KINGDOM OF GT BRITAIN			7,594
3926904590	OTHER GASKETS AND WASHERS & OTHER SEALS	X		55,624
	CHINA (TAIWAN)			5,555
	GERMANY			1,678
	ITALY			9,460
	JAPAN			1,085
	SPAIN			782
	SWITZERLAND			1,675

TABLE - 2 IMPORTS INTO PUERTO RICO FROM FOREIGN COUNTRIES, BY COMMODITY AND COUNTRY OF ORIGIN
FISCAL YEAR 2003

COMM CODE	DESCRIPTION AND COUNTRY	UNIT	QUANTITY	VALUE - $
	UNITED KINGDOM OF GT BRITAIN			35,389
3926905000	FRAMES OR MOUNTS FOR PHOTOGRAPHIC SLIDES	X		108,515
	CHINA,PEOPLE'S REP.(MAINLAND)			70,247
	ITALY			683
	UNITED KINGDOM OF GT BRITAIN			37,585
3926905500	BELTING & BELTS,FOR MACH,CONT TEXT FBR,V-BELTS	KG	743	4,883
	CHINA (TAIWAN)		356	1,592
	GERMANY		387	3,291
3926905700	BELTING & BELTS,FOR MACH,M-M FBR PREDOM OV OTH TEX	KG	761	13,153
	CHINA (TAIWAN)		75	524
	GERMANY		60	906
	KOREA,REP. OF (SOUTH KOREA)		73	447
	SINGAPORE		387	9,273
	SPAIN		96	1,315
	UNITED KINGDOM OF GT BRITAIN		70	688
3926906010	SYNCHRONOUS BELTS FOR MACHINERY	NO	45,098	193,118
	CHINA (TAIWAN)		490	884
	CHINA,PEOPLE'S REP.(MAINLAND)		3,381	13,159
	JAPAN		18,142	105,274
	KOREA,REP. OF (SOUTH KOREA)		23,085	73,801
3926906090	BELTING & BELTS FOR MACHINERY,NESOI	KG	16	2,960
	ITALY		16	2,960
3926906510	CLOTHESPINS,SPRING TYPE,VAL <= 80 CENTS PR GROSS	GRS	93,058	52,242
	CHINA (TAIWAN)		7,666	1,138
	CHINA,PEOPLE'S REP.(MAINLAND)		85,392	51,104
3926906520	CLOTHESPINS,SPRING TYPE,VAL >.80,<=$1.35 PR GROSS	GRS	125,220	125,908
	CHINA (TAIWAN)		11,000	12,057
	CHINA,PEOPLE'S REP.(MAINLAND)		112,970	112,541
	HONG KONG		1,250	1,310
3926906530	CLOTHESPINS,SPRING TYPE,VAL >$1.35,<=$1.70 PR GROS	GRS	22,993	34,802
	CHINA (TAIWAN)		1,200	1,656
	CHINA,PEOPLE'S REP.(MAINLAND)		20,953	31,785
	HONG KONG		840	1,361
3926906550	CLOTHESPINS,SPRING TYPE,VAL >$1.70 PR GROSS	GRS	29,504	115,219
	CHINA (TAIWAN)		3,100	7,130
	CHINA,PEOPLE'S REP.(MAINLAND)		23,770	88,308
	HONG KONG		2,152	17,105
	PANAMA		432	1,452
	THAILAND		50	1,224
3926907000	CLOTHESPINS,NESOI	GRS	68,621	74,582
	CHINA,PEOPLE'S REP.(MAINLAND)		68,531	70,539
	GERMANY		4	737
	PANAMA		86	3,306
3926907500	PNEUMATIC MATTRESSES & OTH INFLATABLE ART,NESOI	X		525,251
	CHINA (TAIWAN)			75,663
	CHINA,PEOPLE'S REP.(MAINLAND)			377,526
	COLOMBIA			5,699
	HONG KONG			60,588
	NETHERLANDS			5,775
3926907700	WATERBED MATTRESSES & LINERS & PARTS THEREOF	X		3,099
	CHINA (TAIWAN)			3,099
3926908300	EMPTY CARTRIDGE & CASSETTE, TYPEWRITER & MACH RIBS	X		780
	KOREA,REP. OF (SOUTH KOREA)			780
3926908500	FASTENERS,IN CLIPS SUIT FOR USE IN MECH ATT DEVICE	X		36,725
	CHINA,PEOPLE'S REP.(MAINLAND)			8,325
	KOREA,REP. OF (SOUTH KOREA)			28,400
3926908700	FLEXIBLE PLASTIC DOC BINDERS WITH TABS,ROLLED\FLAT	X		4,047
	CHINA,PEOPLE'S REP.(MAINLAND)			810
	MEXICO			3,237
3926909400	CARDS,NOT PUNCHD,USE IN MAKING JACQUARD CARDS,ETC	X		3,003
	CHINA,PEOPLE'S REP.(MAINLAND)			1,497
	HONG KONG			1,506
3926909810	LABORATORY WARE	X		152,027
	CHINA (TAIWAN)			1,500
	ITALY			136,752
	SPAIN			13,775
3926909830	LADDERS OF PLASTIC	NO	2,486	145,755
	ITALY		11	1,058

TABLE - 2 IMPORTS INTO PUERTO RICO FROM FOREIGN COUNTRIES, BY COMMODITY AND COUNTRY OF ORIGIN
FISCAL YEAR 2003

COMM CODE	DESCRIPTION AND COUNTRY	UNIT	QUANTITY	VALUE - $
	MEXICO		2,475	144,697
3926909880	OTHER ARTICLES OF PLASTIC,NESOI	X		6,356,910
	ARGENTINA			20,306
	AUSTRIA			1,185
	BRAZIL			66,691
	CANADA			630,081
	CHILE			1,350
	CHINA (TAIWAN)			445,239
	CHINA,PEOPLE'S REP.(MAINLAND)			2,055,521
	COLOMBIA			316,331
	COSTA RICA			21,474
	CZECH REPUBLIC			3,196
	DENMARK			17,321
	DOMINICAN REPUBLIC			150,206
	ECUADOR			3,864
	EL SALVADOR			1,800
	FRANCE			75,628
	GERMANY			246,140
	HONG KONG			42,507
	HUNGARY			31,797
	INDIA			12,425
	IRELAND			125,117
	ISRAEL			548,945
	ITALY			509,726
	JAPAN			82,173
	KOREA,REP. OF (SOUTH KOREA)			11,069
	MALAYSIA			17,117
	MEXICO			362,695
	NETHERLANDS			42,584
	PANAMA			41,258
	POLAND			10,300
	SINGAPORE			352
	SOUTH AFRICA,REP.OF			894
	SPAIN			172,556
	SWITZERLAND			4,113
	THAILAND			60,456
	TURKEY			42,805
	UNITED KINGDOM OF GT BRITAIN			145,700
	VENEZUELA			35,988
	RUBBER AND ARTICLES THEREOF	TOTAL		48,289,783
4001290000	NATURAL RUBBER IN OTHER FORMS, NESOI	KG	37,071	51,214
	CANADA		18,135	24,298
	INDONESIA		18,936	26,916
4002110000	LATEX OF (SBR); (XSBR)	KG	331,465	338,320
	ARGENTINA		23,750	21,375
	CANADA		3,214	4,952
	CHINA (TAIWAN)		461	886
	FRANCE		16,000	16,576
	GERMANY		16,000	16,579
	INDONESIA		19,152	20,667
	MEXICO		12,686	34,976
	UNITED KINGDOM OF GT BRITAIN		58,700	57,970
	VENEZUELA		181,502	164,339
4002200000	BUTADIENE RUBBER (BR)	KG	387,209	498,935
	KOREA,REP. OF (SOUTH KOREA)		249,600	318,694
	MEXICO		137,609	180,241
4002590000	ACRYLONITRILE-BUTADIENE RUBBER, EXC LATEX, NESOI	KG	900	3,085
	CANADA		900	3,085
4002990000	SYNTHETIC RUB & FATICE DERIVED FROM OILS, NESOI	KG	18,244	24,251
	COSTA RICA		1,134	3,348
	KOREA,REP. OF (SOUTH KOREA)		17,110	20,903
4003000000	RECLAIM RUB IN PRIMARY FORM/PLATES, SHEETS/STRIP	KG	24,714	28,577
	GERMANY		24,714	28,577
4004000000	WASTE OF RUB, EXC HD RUB, & POWDER OBTAIN THEREOF	KG	752,267	488,527
	BELGIUM		386,100	74,207
	GERMANY		361,962	411,817

TABLE - 2 IMPORTS INTO PUERTO RICO FROM FOREIGN COUNTRIES, BY COMMODITY AND COUNTRY OF ORIGIN
FISCAL YEAR 2003

COMM CODE	DESCRIPTION AND COUNTRY	UNIT	QUANTITY	VALUE - $
	VENEZUELA		4,205	2,503
4005200000	RUB, UNVULCANIZED, IN SOLUTIONS; DISPERSIONS	KG	496	500
	PERU		496	500
4005910000	RUBBER, UNVULCANIZED, IN PLATES, SHEETS, AND STRIP	KG	16,530	14,538
	COSTA RICA		67	458
	DOMINICAN REPUBLIC		14,755	11,071
	PERU		1,708	3,009
4006100000	CAMEL-BACK STRIPS FOR RETREADING RUBBER TIRES	KG	29,738	35,328
	PERU		29,738	35,328
4006901000	OTHER FORM & ARTICLE, VULCANIZED RUB, OF NAT RUB	KG	44,407	11,211
	BELGIUM		44,136	9,643
	CHINA (TAIWAN)		271	1,568
4006905000	FORM & ARTICLE VULCANIZE RUB, EXC OF NAT RUB,NESOI	KG	1	306
	UNITED KINGDOM OF GT BRITAIN		1	306
4008115000	PLATE, SHEET & STRIP CELL RUB, EXC NAT RUB, NESOI	KG	677	4,843
	MEXICO		677	4,843
4008192000	PROFILE SHAPES OF CELLULAR RUB, OF NATURAL RUBBER	KG	2,328	5,012
	MEXICO		2,328	5,012
4008198000	OTHR SHAPES, OF CELLULAR RBR, EX OF NAT RBR,NESOI	KG	1,228	2,390
	CHINA,PEOPLE'S REP.(MAINLAND)		1,228	2,390
4008210000	PLATES OF VULCANIZED RUB, OF NONCELLULAR RUBBER	KG	1,840	10,968
	AUSTRIA		22	886
	ITALY		106	390
	MEXICO		327	3,600
	SWEDEN		1,385	6,092
4008294000	OTHER SHAPES, OF NONCELLULAR RUBBER, NESOI	KG	10,076	25,701
	CHINA (TAIWAN)		737	2,980
	MALAYSIA		9,339	22,721
4009110000	PIPE, NT REINFORCED/COMBINE W/MATERIAL, W/O FITTIN	KG	2,858	42,863
	AUSTRIA		50	1,495
	CHINA (TAIWAN)		883	13,147
	DENMARK		8	335
	GERMANY		287	5,338
	JAPAN		226	4,117
	KOREA,REP. OF (SOUTH KOREA)		1,134	16,468
	PANAMA		245	535
	SWEDEN		12	837
	SWITZERLAND		13	591
4009120050	PIPE, VULCANIZED RUB, W/ FITTING, NT REINFORCED	KG	2,131	5,496
	BRAZIL		1,290	2,694
	CHINA,PEOPLE'S REP.(MAINLAND)		663	2,167
	DOMINICAN REPUBLIC		109	300
	KOREA,REP. OF (SOUTH KOREA)		69	335
4009210000	PIPE, REINFORCED/COMBINE W/METAL ONLY, W/O FITTING	KG	5,263	16,816
	FINLAND		13	300
	THAILAND		5,250	16,516
4009220020	BRAKE HOS W/FIT FOR87012,8702-8705,8711,REIN W/MTL	KG	30	544
	CHINA (TAIWAN)		30	544
4009220050	PIPE,VULCANIZED RUB, W/ FITTING,REINFORCED W/METAL	KG	14	573
	UNITED KINGDOM OF GT BRITAIN		14	573
4009310000	PIPE, REINFORCED/COMBINE W/ TEXTILES, W/O FITTINGS	KG	3,683	42,764
	CHINA (TAIWAN)		694	2,332
	JAPAN		2,822	38,851
	KOREA,REP. OF (SOUTH KOREA)		86	1,039
	MALAYSIA		80	262
	SWITZERLAND		1	280
4009320020	BRAKE HOS W/FIT FOR87012,8702-8705,8711,REIN W/TXL	KG	1,058	9,863
	CHINA (TAIWAN)		1,058	9,863
4009320050	PIPE, VULCANIZED RUB, W/ FITTING,REINFORCED W/TEXT	KG	1,269	12,570
	CHINA (TAIWAN)		611	1,570
	GERMANY		135	1,528
	JAPAN		398	7,755
	KOREA,REP. OF (SOUTH KOREA)		74	1,080
	UNITED KINGDOM OF GT BRITAIN		51	637
4009410000	PIPE,REINFORCED/COMBINE W/ MAT, W/O FITTINGS,NESOI	KG	951	3,610
	ITALY		951	3,610
4009420020	BRAKE HOS W/FIT FOR87012,8702-8705,8711,REIN,NESOI	KG	1,394	13,771
	CHINA (TAIWAN)		822	4,929

TABLE - 2 IMPORTS INTO PUERTO RICO FROM FOREIGN COUNTRIES, BY COMMODITY AND COUNTRY OF ORIGIN
FISCAL YEAR 2003

COMM CODE	DESCRIPTION AND COUNTRY	UNIT	QUANTITY	VALUE - $
	JAPAN		572	8,842
4009420050	PIPE, VULCANIZED RUB, W/ FITTING, REINFORCED	KG	31,358	506,264
	CANADA		325	900
	CHINA (TAIWAN)		2,503	40,924
	FRANCE		83	2,370
	GERMANY		45	1,784
	ITALY		6	1,891
	JAPAN		192	3,872
	UNITED KINGDOM OF GT BRITAIN		28,204	454,523
4010110000	CONVEYOR BELT/BELTING,VUL RUB,REINF ONLY W METAL	KG	2,004	22,829
	GERMANY		7	407
	INDIA		1,996	22,119
	SWEDEN		1	303
4010125000	CONVEYOR BELT/BELTNG,VULC RUB,MAN-MADE FBR,W >20CM	KG	55,938	129,971
	ITALY		55,938	129,971
4010129000	CONVEYR BELT/BELTG,VUL RUB,REINF ONLY TEXT MAT,NES	KG	11,630	18,758
	CHINA,PEOPLE'S REP.(MAINLAND)		137	700
	INDIA		11,493	18,058
4010130000	CONVEYOR BELT/BELTING,VUL RUB,REINF ONLY W PLASTIC	KG	38,172	147,779
	CANADA		1,470	43,196
	INDIA		12,824	20,330
	ITALY		23,878	84,253
4010198000	CONVEYOR BELT/BELTING,COMB WITH TEXT MATERL,NESOI	KG	16	1,302
	KOREA,REP. OF (SOUTH KOREA)		16	1,302
4010199000	CONVEYOR BELT/BELTNG,VULCANIZED RUB, NESOI	KG	23,965	84,702
	CHINA (TAIWAN)		22,909	47,154
	GERMANY		761	35,332
	JAPAN		295	2,216
4010313000	ENDLESS TRANSMIS BLTS,V-RIBBED BTWN 60&180 W/TEXT	KG	6,349	103,044
	CHINA (TAIWAN)		41	350
	JAPAN		4,096	67,016
	KOREA,REP. OF (SOUTH KOREA)		1,346	17,786
	THAILAND		866	17,892
4010323000	ENDLESS TRANSMIS BLTS,NT V-RIBBED BTWN 60-180CM TM	KG	637	10,255
	JAPAN		429	7,456
	KOREA,REP. OF (SOUTH KOREA)		208	2,799
4010355000	ENDLESS SYNCHRONOUS BELTS,CIRC (60-150),TEXT,NESOI	KG	10,001	150,603
	JAPAN		8,027	111,740
	KOREA,REP. OF (SOUTH KOREA)		934	13,627
	THAILAND		1,040	25,236
4010359000	ENDLESS SYNCHRONOUS BELTS,CIRC (60-150),EX TEXTIL	KG	81	1,243
	KOREA,REP. OF (SOUTH KOREA)		81	1,243
4010365000	ENDLES SYNCHRONOUS BELTS,CIRC (150-198),TEXT,NESOI	KG	97	1,377
	KOREA,REP. OF (SOUTH KOREA)		97	1,377
4010369000	ENDLESS SYNCHRONOUS BELTS,CIRC (150-198CM), NESOI	KG	59	1,071
	KOREA,REP. OF (SOUTH KOREA)		59	1,071
4010392000	TRANSMISSION BELTS/BELTING(V-BELTS/BELTNG) NESOI	KG	25	6,451
	ITALY		1	316
	SWITZERLAND		24	6,135
4010395000	TRANSMISSION BELT/BELTING,COMB WITH TEXT MAT,NESOI	KG	7,446	95,333
	CHINA,PEOPLE'S REP.(MAINLAND)		416	320
	JAPAN		4,595	76,086
	KOREA,REP. OF (SOUTH KOREA)		2,435	18,927
4010399000	TRANSMISSION BELTS/BELTNG,VULCANIZED RUB, NESOI	KG	5,635	150,757
	AUSTRIA		208	8,440
	DOMINICAN REPUBLIC		14	382
	GERMANY		328	5,826
	ITALY		2	785
	JAPAN		16	1,462
	KOREA,REP. OF (SOUTH KOREA)		2,045	26,569
	SINGAPORE		298	6,230
	SPAIN		30	390
	SWEDEN		54	1,274
	SWITZERLAND		199	41,729
	THAILAND		2,356	48,675
	UNITED KINGDOM OF GT BRITAIN		85	8,995
4011101010	RADIAL TIRES W RIM DIAMETER < 33.02 CM OR (13")	NO	208,145	3,692,182
	ARGENTINA		14,440	192,822

TABLE - 2 IMPORTS INTO PUERTO RICO FROM FOREIGN COUNTRIES, BY COMMODITY AND COUNTRY OF ORIGIN
FISCAL YEAR 2003

COMM CODE	DESCRIPTION AND COUNTRY	UNIT	QUANTITY	VALUE - $
	BRAZIL		2,480	37,376
	CHILE		673	13,527
	CHINA (TAIWAN)		10,011	180,584
	CHINA,PEOPLE'S REP.(MAINLAND)		57,008	1,020,714
	COSTA RICA		2,199	32,946
	INDIA		10,506	346,661
	INDONESIA		302	2,187
	JAPAN		20,384	490,056
	KOREA,REP. OF (SOUTH KOREA)		18,971	302,807
	NETHERLANDS		3,440	63,731
	POLAND		41,610	604,097
	SLOVAK REPUBLIC(SLOVAKIA)		6,751	104,664
	SLOVENIA		6,830	105,686
	SPAIN		475	3,652
	THAILAND		400	4,595
	VENEZUELA		11,665	186,077
4011101020	RADIAL TIRES FOR CARS W RIM DIAMETER >13" BUT <14"	NO	189,496	3,545,740
	ARGENTINA		2,250	45,417
	BRAZIL		6,810	114,434
	CHINA (TAIWAN)		24,047	428,992
	CHINA,PEOPLE'S REP.(MAINLAND)		30,563	533,836
	COSTA RICA		22,599	390,633
	INDIA		325	7,734
	INDONESIA		2,408	36,719
	JAPAN		17,080	424,216
	KOREA,REP. OF (SOUTH KOREA)		34,607	655,514
	NETHERLANDS		192	9,470
	POLAND		10,670	150,691
	ROMANIA		2,600	46,362
	SLOVAK REPUBLIC(SLOVAKIA)		5,754	114,836
	SLOVENIA		5,460	105,916
	SOUTH AFRICA,REP.OF		4,210	65,276
	SPAIN		694	8,899
	THAILAND		16	291
	TURKEY		6,850	146,452
	VENEZUELA		12,361	260,052
4011101030	RADIAL TIRES W RIM DIAMETER > 14" BUT < 15"	NO	161,463	4,471,670
	ARGENTINA		7,460	205,714
	BRAZIL		7,737	211,548
	CHILE		800	19,600
	CHINA (TAIWAN)		17,361	479,357
	CHINA,PEOPLE'S REP.(MAINLAND)		19,809	447,726
	COSTA RICA		2,350	71,837
	INDONESIA		664	11,529
	JAPAN		23,899	887,606
	KOREA,REP. OF (SOUTH KOREA)		45,442	1,235,766
	NETHERLANDS		1,021	42,158
	ROMANIA		1,300	23,442
	SINGAPORE		698	24,271
	SLOVAK REPUBLIC(SLOVAKIA)		10,614	218,628
	SLOVENIA		12,143	254,671
	SOUTH AFRICA,REP.OF		4,180	82,342
	SPAIN		332	8,078
	THAILAND		222	8,197
	VENEZUELA		5,431	239,200
4011101040	RADIAL TIRES W RIM DIAMETER > 15" BUT < 16"	NO	118,976	4,410,669
	ARGENTINA		15,550	581,927
	BRAZIL		3,565	132,335
	CHINA (TAIWAN)		22,022	812,259
	CHINA,PEOPLE'S REP.(MAINLAND)		14,205	458,912
	COSTA RICA		534	21,893
	CZECH REPUBLIC		20	1,800
	INDONESIA		884	24,672
	JAPAN		23,905	1,060,396
	KOREA,REP. OF (SOUTH KOREA)		27,270	942,407
	NETHERLANDS		374	25,322
	POLAND		30	1,391
	SINGAPORE		771	32,444

TABLE - 2 IMPORTS INTO PUERTO RICO FROM FOREIGN COUNTRIES, BY COMMODITY AND COUNTRY OF ORIGIN
FISCAL YEAR 2003

COMM CODE	DESCRIPTION AND COUNTRY	UNIT	QUANTITY	VALUE - $
	SLOVAK REPUBLIC(SLOVAKIA)		1,853	55,302
	SLOVENIA		1,210	25,328
	SOUTH AFRICA,REP.OF		1,650	40,278
	SPAIN		876	21,613
	THAILAND		300	9,954
	VENEZUELA		3,957	162,436
4011101050	RADIAL TIRES W RIM DIAMETER > 16" BUT < 17"	NO	70,347	2,786,110
	ARGENTINA		500	18,895
	BRAZIL		60	3,546
	CHINA (TAIWAN)		18,900	571,233
	CHINA,PEOPLE'S REP.(MAINLAND)		15,155	463,535
	COSTA RICA		115	4,690
	GERMANY		804	28,232
	INDIA		200	13,962
	INDONESIA		600	23,164
	ITALY		238	12,398
	JAPAN		17,072	898,407
	KOREA,REP. OF (SOUTH KOREA)		14,531	595,799
	NETHERLANDS		838	84,981
	SINGAPORE		358	18,059
	SLOVAK REPUBLIC(SLOVAKIA)		130	6,704
	SOUTH AFRICA,REP.OF		100	4,035
	SPAIN		457	24,466
	THAILAND		289	14,004
4011101060	RADIAL TIRES W RIM DIAMETER > 17" BUT < 18"	NO	20,802	1,107,471
	CHINA (TAIWAN)		5,568	218,089
	CHINA,PEOPLE'S REP.(MAINLAND)		588	29,984
	GERMANY		348	11,706
	INDONESIA		1,558	84,033
	JAPAN		7,000	427,851
	KOREA,REP. OF (SOUTH KOREA)		4,938	267,228
	NETHERLANDS		148	19,944
	SINGAPORE		192	11,860
	SLOVENIA		217	17,075
	SOUTH AFRICA,REP.OF		140	7,206
	THAILAND		105	12,495
4011101070	RADIAL TIRES W RIM DIAMETER > 45.72 CM OR (18")	NO	2,331	172,874
	CHINA (TAIWAN)		390	25,558
	CHINA,PEOPLE'S REP.(MAINLAND)		425	21,517
	INDONESIA		60	5,152
	JAPAN		937	75,911
	KOREA,REP. OF (SOUTH KOREA)		467	39,340
	SINGAPORE		20	1,720
	THAILAND		32	3,676
4011105000	PNEUMATIC TIRE, EXC RADIAL, USE MOTOR CARS, NESOI	NO	7,313	333,201
	CHINA,PEOPLE'S REP.(MAINLAND)		100	5,700
	INDIA		425	20,715
	ITALY		2,080	36,729
	JAPAN		1,243	128,522
	KOREA,REP. OF (SOUTH KOREA)		1,485	105,250
	SPAIN		1,956	33,838
	THAILAND		24	2,447
4011201005	RADIAL TIRES,ON-THE HIGHWAY, USED ON LIGHT TRUCKS	NO	29,824	2,676,732
	BRAZIL		2,207	374,191
	CHINA (TAIWAN)		12	1,195
	CHINA,PEOPLE'S REP.(MAINLAND)		12,515	824,666
	GERMANY		80	7,414
	INDIA		2,244	244,637
	JAPAN		5,041	647,035
	KOREA,REP. OF (SOUTH KOREA)		6,288	399,280
	SLOVAK REPUBLIC(SLOVAKIA)		919	112,959
	SLOVENIA		478	62,016
	THAILAND		40	3,339
4011201015	RADIAL TIRES,USE ON BUS/TRUCK,ON HWY EX LT TRUCK	NO	58,388	6,118,293
	BRAZIL		179	26,206
	CHINA (TAIWAN)		139	20,381
	CHINA,PEOPLE'S REP.(MAINLAND)		18,387	1,003,406
	CZECH REPUBLIC		1,370	138,195

TABLE - 2 IMPORTS INTO PUERTO RICO FROM FOREIGN COUNTRIES, BY COMMODITY AND COUNTRY OF ORIGIN
FISCAL YEAR 2003

COMM CODE	DESCRIPTION AND COUNTRY	UNIT	QUANTITY	VALUE - $
	GERMANY		838	80,791
	INDIA		3,003	302,128
	JAPAN		14,432	2,117,062
	KOREA,REP. OF (SOUTH KOREA)		15,430	1,845,482
	PANAMA		139	9,452
	PERU		136	30,770
	SLOVAK REPUBLIC(SLOVAKIA)		4,035	529,836
	THAILAND		300	14,584
4011201035	RADIAL TIRES,RUB,FOR BUS/TRK OFF-HWY,<40.6CM DIAM	NO	542	52,357
	CHINA,PEOPLE'S REP.(MAINLAND)		310	16,551
	JAPAN		232	35,806
4011205010	TIRES,EX RADL,USE BUS/TRK,ON-HWY,USED ON LT TRUCK	NO	3,429	90,850
	CHINA,PEOPLE'S REP.(MAINLAND)		3,049	73,871
	INDIA		12	967
	NETHERLANDS		50	1,373
	THAILAND		318	14,639
4011205020	TIRES,EX RADIAL,USE BUS\TRUCK,ON HWY,EX LT TRUCK	NO	6,980	441,505
	CHINA,PEOPLE'S REP.(MAINLAND)		6,258	342,117
	CZECH REPUBLIC		176	16,782
	INDIA		80	4,725
	JAPAN		36	55,738
	SPAIN		12	3,076
	THAILAND		418	19,067
4011205030	TIRES,EX RADL,USE BUS/TRK,OFF-HWY,RIM >=40.6CM DIA	NO	14	13,020
	JAPAN		14	13,020
4011205050	TIRES,EX RADL,FOR BUS/TRK,OFF-HWY,RIM <40.6CM DIAM	NO	3,651	238,265
	CHINA (TAIWAN)		240	8,288
	CHINA,PEOPLE'S REP.(MAINLAND)		1,990	56,609
	JAPAN		117	147,622
	THAILAND		1,304	25,746
4011400000	NEW PNEUMATIC TIRES, OF RUBBER, USED ON MOTORCYCLE	NO	20,446	526,900
	BRAZIL		5,030	122,080
	CHINA (TAIWAN)		9,819	145,275
	CHINA,PEOPLE'S REP.(MAINLAND)		886	18,348
	GERMANY		1,307	80,797
	JAPAN		10	693
	KOREA,REP. OF (SOUTH KOREA)		2,163	71,959
	UNITED KINGDOM OF GT BRITAIN		1,231	87,748
4011500000	NEW PNEUMATIC TIRES, OF RUBBER, USED ON BICYCLES	NO	144,188	204,812
	CHINA (TAIWAN)		78,819	129,804
	CHINA,PEOPLE'S REP.(MAINLAND)		59,925	62,463
	ITALY		14	2,931
	KOREA,REP. OF (SOUTH KOREA)		5,430	9,614
4011610000	NEW TIRE, HERRING-BONE, FOR TRACTOR IN AG/FORESTRY	NO	1,504	124,171
	CHINA,PEOPLE'S REP.(MAINLAND)		290	18,376
	THAILAND		1,214	105,795
4011620000	NEW TIRE, HERRING-BONE FOR CONSTRUCTION RM NT>61CM	NO	304	10,643
	CHINA,PEOPLE'S REP.(MAINLAND)		116	5,461
	THAILAND		188	5,182
4011690000	NEW TIRE, HERRING-BONE, NESOI	NO	2,562	76,479
	CHINA (TAIWAN)		1,520	4,574
	CHINA,PEOPLE'S REP.(MAINLAND)		678	30,031
	THAILAND		364	41,874
4011920000	NEW TIRE, NOT HERING-BONE TREAD, FOR AG MACHINES	NO	3,114	93,549
	CHINA (TAIWAN)		1,400	3,472
	CHINA,PEOPLE'S REP.(MAINLAND)		38	3,295
	ISRAEL		84	12,402
	MEXICO		60	410
	POLAND		40	3,016
	THAILAND		1,380	47,658
	TRINIDAD AND TOBAGO		112	23,296
4011934000	RADL TIRE, NOT HERING BONE,RIM LT=61CM,CONSRTUCT	NO	2,651	451,374
	CHINA,PEOPLE'S REP.(MAINLAND)		1,363	159,500
	JAPAN		1,288	291,874
4011938000	NEW PNEUMATIC TIRES, CNSTR/INDST, 61CM MAX, NESOI	NO	15,251	1,349,811
	CHINA (TAIWAN)		300	1,502
	CHINA,PEOPLE'S REP.(MAINLAND)		4,805	197,490
	INDIA		260	35,556

TABLE - 2 IMPORTS INTO PUERTO RICO FROM FOREIGN COUNTRIES, BY COMMODITY AND COUNTRY OF ORIGIN
FISCAL YEAR 2003

COMM CODE	DESCRIPTION AND COUNTRY	UNIT	QUANTITY	VALUE - $
	INDONESIA		1,790	29,110
	ISRAEL		404	78,494
	JAPAN		6,049	981,121
	THAILAND		1,643	26,538
4011944000	RADIAL TIRE,NOT HERING-BONE, RIM GT 61 CM,CONSTRUC	NO	3	2,357
	JAPAN		3	2,357
4011948000	NEW PNUMATC TIRE,CONSTR/INDUST,RIM 61 CM MIN,NESOI	NO	209	91,015
	CHINA,PEOPLE'S REP.(MAINLAND)		100	26,106
	JAPAN		47	40,566
	THAILAND		62	24,343
4011994500	NEW RADIAL TIRE, OF RUBBER, NOT HERRING BONE,NESOI	NO	300	10,426
	JAPAN		60	4,303
	NETHERLANDS		240	6,123
4011998500	NEW PNEUMATIC TIRES, OF RUBBER, NESOI	NO	8,126	109,072
	BRAZIL		1,728	29,040
	CHINA (TAIWAN)		1,800	5,196
	CHINA,PEOPLE'S REP.(MAINLAND)		1,468	19,547
	JAPAN		204	19,596
	KOREA,REP. OF (SOUTH KOREA)		1,689	11,329
	MEXICO		1,093	5,064
	THAILAND		144	19,300
4012114000	RETREAD TIRE, RADIAL OF RUB, USE PASSENGER CARS	NO	10,267	131,652
	SPAIN		10,267	131,652
4012118000	RETREAD TIRE, RUB, USE PASSENGER CARS, NESOI	NO	5,713	62,199
	NETHERLANDS		1,224	17,701
	SPAIN		4,489	44,498
4012124015	RETREAD TIRE RADIAL, FOR LT TRUCKS, ON-THE-HIGHWAY	NO	83	12,584
	JAPAN		83	12,584
4012128029	RETREAD TIRE FOR TRUK&BUS,NT RAD EXC LT TRUCKS	NO	256	23,846
	SPAIN		256	23,846
4012201500	USED PNEU TIRE,FOR VEH,INCL TRAC,FOR ON-HWY TRANSP	NO	42,957	158,084
	DOMINICAN REPUBLIC		1,457	4,940
	GERMANY		41,500	153,144
4012204500	USED PNEU TIRE FOR TRACTOR SUBHDG 8701.90.10,NESOI	NO	781	2,650
	KOREA,REP. OF (SOUTH KOREA)		502	1,264
	THAILAND		279	1,386
4012206000	USED PNEU TIRE,EX FOR TRAC 8701.90.10,TRANS PASS/G	NO	252,576	1,127,681
	CANADA		15,126	73,865
	GERMANY		141,180	556,522
	JAPAN		2,280	96,846
	NETHERLANDS		76,406	301,481
	SPAIN		16,384	91,267
	UNITED KINGDOM OF GT BRITAIN		1,200	7,700
4012208000	USED PNEUMATIC TIRE, EXC TRACTOR 8701.90.10, NESOI	NO	184,610	909,758
	BELGIUM		2,668	12,505
	CANADA		22,583	112,915
	GERMANY		125,422	596,872
	JAPAN		1,250	6,250
	NETHERLANDS		13,280	64,852
	SPAIN		10,479	75,403
	SWITZERLAND		8,928	40,961
4012901000	SOLID OR CUSHION TIRES, OF RUBBER	NO	7,664	29,626
	CHINA (TAIWAN)		4,500	18,300
	CHINA,PEOPLE'S REP.(MAINLAND)		3,036	6,350
	KOREA,REP. OF (SOUTH KOREA)		14	569
	THAILAND		114	4,407
4012904500	NATURAL RUBBER EXCEPT OF BICYCLE RIM STRIPS	KG	1,880	1,798
	KOREA,REP. OF (SOUTH KOREA)		1,880	1,798
4012907000	OTHER BICYCLE RIM STRIPS EXCEPT OF NATURAL RUBBER	KG	137	548
	CHINA (TAIWAN)		137	548
4012909000	INTERCHANGEABLE TIRE TREAD & TIRE FLAP, RUB, NESOI	KG	2,236	2,819
	CHINA,PEOPLE'S REP.(MAINLAND)		2,107	2,547
	KOREA,REP. OF (SOUTH KOREA)		129	272
4013100010	INNER TUBES, OF RUBBER, USED ON MOTOR CARS	NO	20,859	98,852
	CHINA,PEOPLE'S REP.(MAINLAND)		14,460	53,982
	KOREA,REP. OF (SOUTH KOREA)		6,399	44,870
4013100020	INNERTUBES, OF RUBBER, USED ON TRUCKS AND BUSES	NO	17,003	117,228
	CHINA,PEOPLE'S REP.(MAINLAND)		500	2,588

TABLE - 2 IMPORTS INTO PUERTO RICO FROM FOREIGN COUNTRIES, BY COMMODITY AND COUNTRY OF ORIGIN
FISCAL YEAR 2003

COMM CODE	DESCRIPTION AND COUNTRY	UNIT	QUANTITY	VALUE - $
	INDIA		90	458
	JAPAN		2,480	28,086
	KOREA,REP. OF (SOUTH KOREA)		13,723	84,089
	THAILAND		210	2,007
4013200000	INNER TUBES, OF RUBBER, OF A KIND USED ON BICYCLES	NO	428,160	195,346
	CHINA (TAIWAN)		280,060	128,393
	CHINA,PEOPLE'S REP.(MAINLAND)		148,100	66,953
4013901000	INNER TUBE, RUBBER, FOR TIRES IN SUBHDG 4011.91.10	NO	3,302	21,297
	KOREA,REP. OF (SOUTH KOREA)		2,495	13,681
	THAILAND		807	7,616
4013905010	MOTORCYCLE (INCLUDNG MOPED), INNER TUBES OF RUBBER	NO	4,970	9,158
	BRAZIL		1,900	4,816
	CHINA (TAIWAN)		2,770	3,977
	KOREA,REP. OF (SOUTH KOREA)		300	365
4013905050	INNER TUBE, RUB, EXC USE MOTORCYCLE & MOPED, NESOI	NO	15,118	15,067
	CHINA (TAIWAN)		6,640	7,625
	CHINA,PEOPLE'S REP.(MAINLAND)		8,278	7,100
	KOREA,REP. OF (SOUTH KOREA)		200	342
4014100000	SHEATH CONTRACEPTIVE, OF VULCANIZE RUB, EXC HD RUB	X		3,591
	BRAZIL			1,684
	COLOMBIA			1,907
4014901000	NURSING NIPPLES, OF VULCANIZE RUB, EXC HARD RUB	GRS	840	39,804
	MEXICO		43	7,968
	THAILAND		797	31,836
4014905000	HYGENIC ARTICLE, EXC NURSING NIPPLES, NESOI	X		499
	THAILAND			499
4015110110	SURGICAL GLOVES OF NATURAL RUBBER	DPR	1,010,167	329,287
	MALAYSIA		992,617	314,018
	THAILAND		17,550	15,269
4015110150	SURGICAL GLOVE, VULCANIZE RUBBER, NESOI	DPR	324,441	160,110
	INDIA		28,000	43,680
	MALAYSIA		261,208	83,670
	THAILAND		35,233	32,760
4015190510	MED GLOVES, MITTENS, ETC (EXCL SURG) NT HRD RUBBER	DPR	150,792	70,405
	INDONESIA		65,667	23,246
	MALAYSIA		85,125	47,159
4015190550	MEDICAL GLOVES, VULCANIZE RUBBER, NESOI	DPR	175,500	33,380
	THAILAND		175,500	33,380
4015191010	SEAMLESS, DISPOSABLE GLOVE, VULCANIZED RUBBER	DPR	204,215	46,746
	CHINA,PEOPLE'S REP.(MAINLAND)		790	2,256
	MALAYSIA		203,425	44,490
4015191050	GLOVES SEAMLESS EXCEPT DISPOSABLE	DPR	6,070	26,629
	CHINA (TAIWAN)		610	5,729
	CHINA,PEOPLE'S REP.(MAINLAND)		4,200	17,725
	SRI LANKA		1,260	3,175
4015195000	GLOVES OF APPAREL AND CLOTHING ACCESSORIES	DPR	500	1,915
	CHINA,PEOPLE'S REP.(MAINLAND)		500	1,915
4015900050	ARTICLE OF APPAREL, EXC APRON, VULCANIZE RUB, NESO	DOZ	120	2,484
	CHINA (TAIWAN)		120	2,484
4016100000	OTHER ARTICLE OF VULCANIZED RUB, OF CELLULAR RUB	X		2,463
	CHINA,PEOPLE'S REP.(MAINLAND)			2,463
4016910000	FLOOR COVERING & MAT, VULCANIZE RUB, EXC HARD RUB	X		72,051
	BELGIUM			14,080
	BRAZIL			596
	CHINA,PEOPLE'S REP.(MAINLAND)			32,241
	GERMANY			4,658
	GUATEMALA			20,476
4016920000	ERASERS, OF VULCANIZED RUBBER, EXC HARD RUBBER	X		66,121
	BRAZIL			14,222
	CHINA (TAIWAN)			1,884
	CHINA,PEOPLE'S REP.(MAINLAND)			29,374
	MEXICO			19,783
	PANAMA			858
4016931010	O-RINGS OF A KIND USED IN AUTO GOODS OF CHAPT 87	KG	1,371	34,556
	DENMARK		18	2,432
	JAPAN		958	23,069
	KOREA,REP. OF (SOUTH KOREA)		65	2,365
	PERU		179	482

TABLE - 2 IMPORTS INTO PUERTO RICO FROM FOREIGN COUNTRIES, BY COMMODITY AND COUNTRY OF ORIGIN
FISCAL YEAR 2003

COMM CODE	DESCRIPTION AND COUNTRY	UNIT	QUANTITY	VALUE - $
	SPAIN		151	6,208
4016931020	OIL SEALS, FOR AUTO GOODS CHAPT 87	NO	825,941	428,533
	AUSTRALIA		1,519	2,645
	CHINA (TAIWAN)		370,794	139,913
	GERMANY		2,087	3,746
	JAPAN		425,365	263,488
	KOREA,REP. OF (SOUTH KOREA)		25,240	16,833
	PERU		800	1,131
	SPAIN		110	364
	UNITED KINGDOM OF GT BRITAIN		26	413
4016931050	GASKETS/WASHER/SEALS,FOR AUTO GOODS CHAPT 87,NESOI	KG	42,760	338,963
	AUSTRALIA		17	287
	BRAZIL		659	3,687
	CHINA (TAIWAN)		5,890	65,201
	CHINA,PEOPLE'S REP.(MAINLAND)		1,327	3,169
	COLOMBIA		44	455
	FRANCE		465	5,766
	GERMANY		1,568	17,736
	ISRAEL		829	4,289
	ITALY		34	1,192
	JAPAN		13,353	164,161
	KOREA,REP. OF (SOUTH KOREA)		3,311	37,910
	PERU		4,524	20,359
	PHILIPPINES		6,650	6,650
	SPAIN		3,281	2,356
	UNITED KINGDOM OF GT BRITAIN		808	5,745
4016935010	O-RINGS EXCEPT USED IN AUTO GOODS OF CHAPT 87	KG	3,987	45,986
	BRAZIL		894	6,233
	CHINA (TAIWAN)		1,821	8,262
	CHINA,PEOPLE'S REP.(MAINLAND)		756	4,137
	COLOMBIA		3	436
	DENMARK		136	7,357
	FRANCE		265	5,872
	ITALY		32	7,474
	JAPAN		36	758
	NETHERLANDS		7	2,930
	SWEDEN		36	2,210
	SWITZERLAND		1	317
4016935020	OIL SEALS, EX FOR AUTO GOODS,CHAP 87	NO	1,257	6,051
	ISRAEL		1,250	4,953
	UNITED KINGDOM OF GT BRITAIN		7	1,098
4016935050	GASKETS/WASHER/SEAL,EX FOR AUTO GOODS,CHAP 87,NESO	KG	27,682	82,964
	BRAZIL		1,375	9,602
	CHINA (TAIWAN)		852	6,214
	CHINA,PEOPLE'S REP.(MAINLAND)		7,565	23,491
	COSTA RICA		464	3,400
	DENMARK		46	6,092
	EL SALVADOR		788	2,636
	FINLAND		1	1,203
	GERMANY		1	1,102
	ITALY		538	3,116
	JAPAN		326	7,064
	MALAYSIA		3,803	9,249
	SPAIN		11,868	6,046
	SWEDEN		1	351
	SWITZERLAND		32	2,053
	UNITED KINGDOM OF GT BRITAIN		22	1,345
4016940000	BOAT/DOCK FENDER, INFLATABLE/NT, OF VULCANIZED RUB	X		5,277
	CHINA,PEOPLE'S REP.(MAINLAND)			5,277
4016950000	INFLATABLE ARTICLES, EXC BOAT/DOCK FENDER, NESOI	X		4,760
	FRANCE			4,760
4016990500	HOUSEHOLD ARTICLES, OF VULCANIZED RUBBER, NESOI	X		33,734
	CHINA (TAIWAN)			10,046
	CHINA,PEOPLE'S REP.(MAINLAND)			15,732
	EL SALVADOR			7,533
	HONG KONG			423
4016991000	HANDLES & KNOBS, OF VULCANIZED RUB, EXC HARD RUB	KG	433	941
	CHINA,PEOPLE'S REP.(MAINLAND)		433	941

TABLE - 2 IMPORTS INTO PUERTO RICO FROM FOREIGN COUNTRIES, BY COMMODITY AND COUNTRY OF ORIGIN
FISCAL YEAR 2003

COMM CODE	DESCRIPTION AND COUNTRY	UNIT	QUANTITY	VALUE - $
4016991500	CAPS, LIDS & OTHER CLOSURES, OF VULCANIZED RUBBER	X		5,899,928
	BELGIUM			6,095
	CHINA (TAIWAN)			11,860
	FRANCE			1,414,803
	JAPAN			4,467,170
4016992000	TOYS FOR PETS, OF VULCANIZED RUB, EXC HD RUBBER	X		14,813
	CHINA,PEOPLE'S REP.(MAINLAND)			14,813
4016993000	VIBRATION CONT GOOD FOR VEH OF 8701-8705,NAT RUBBR	X		5,239
	SINGAPORE			1,401
	VENEZUELA			3,838
4016993500	ARTICLES OF VULCANIZD RUB, OF NATURAL RUBBER,NESOI	X		128,500
	GERMANY			1,551
	PERU			126,949
4016995500	VIBRATN CONTL GDS FOR VEH OF 8701-8705 EX NAT RUBB	X		468,674
	CHINA (TAIWAN)			111,881
	FRANCE			2,167
	HONG KONG			1,182
	JAPAN			77,731
	KOREA,REP. OF (SOUTH KOREA)			22,887
	THAILAND			252,826
4016996010	MECHANIC ARTICLE FOR MOTOR VEHICLE, VULCANIZED RUB	X		13,796
	CHINA (TAIWAN)			636
	GERMANY			801
	JAPAN			6,337
	POLAND			729
	UNITED KINGDOM OF GT BRITAIN			5,293
4016996050	OTHER ARTICLE VULCANIZED RUB, EXC HARD RUB, NESOI	X		617,824
	BRAZIL			2,201
	CANADA			54,196
	CHINA (TAIWAN)			35,559
	CHINA,PEOPLE'S REP.(MAINLAND)			38,117
	COLOMBIA			588
	DOMINICAN REPUBLIC			309,337
	GERMANY			7,139
	HONG KONG			4,900
	JAPAN			30,025
	KOREA,REP. OF (SOUTH KOREA)			814
	MEXICO			2,338
	NETHERLANDS			321
	SPAIN			105,115
	THAILAND			27,174
4017000000	HARD RUB IN ALL FORMS; ARTICLES OF HARD RUBBER	X		57,703
	CHINA (TAIWAN)			715
	CHINA,PEOPLE'S REP.(MAINLAND)			28,049
	HONG KONG			4,147
	SPAIN			24,792
	RAW HIDES AND SKINS, LEATHER, FURSKINS AND ARTICLES THEREOF; SADDLERY AND HARNESS; TRAVEL GOODS, HANDBAGS AND SIMILAR CONTAINERS; ARTICLES OF ANIMAL GUT(OTHER THAN SILKWORM GUT)	TOTAL		23,578,363
	RAW HIDES AND SKINS(OTHER THAN FURSKINS) AND LEATHER	TOTAL		2,139,488
4101901020	BOV HIDES/SKIN, OT BUTTS/BENDS, NT PRTAN FR/WET	PCS	4,375	48,000
	DOMINICAN REPUBLIC		4,375	48,000
4101901030	BUTTS/BENDS/BELLIES OT FRSH/WET NT PRETAN	PCS	700	30,593
	DOMINICAN REPUBLIC		596	28,854
	MEXICO		104	1,739
4104114060	BOVINE OT UPPER LEATHER, FULL GRAIN, WET, NESOI	M2	1,313	1,864
	EL SALVADOR		1,313	1,864
4104415000	TANED/CRUSD BOV/EQU HIDE/SKIN,NESOI FULL GRAIN DRY	M2	181	3,080
	DOMINICAN REPUBLIC		181	3,080
4104495000	TANED/CRUST BOV/EQU HIDE/SKIN NT FULL GRAIN, NESOI	M2	60	1,544
	ITALY		60	1,544

TABLE - 2 IMPORTS INTO PUERTO RICO FROM FOREIGN COUNTRIES, BY COMMODITY AND COUNTRY OF ORIGIN
FISCAL YEAR 2003

COMM CODE	DESCRIPTION AND COUNTRY	UNIT	QUANTITY	VALUE - $
4106320000	SWINE CRUST SKINS, DRY, W/O WOOL WTHR SPLIT	M2	78	2,158
	MEXICO		78	2,158
4107118000	WHL HD/SK BVN/EQUIN LTHR FNCY FULL/UNSPLT GRAINS	M2	820	35,813
	MEXICO		820	35,813
4107924000	BUFFALO LEATHER NESOI INCL SIDES, GRAIN SPLTS	M2	1,346	16,267
	INDIA		1,346	16,267
4107928000	BOVIN/EQUIN,NESOI,SIDS, LTHR FNCY GRAIN SPLITS	M2	35,376	1,227,667
	COLOMBIA		20	430
	FRANCE		3,765	137,228
	INDIA		524	6,320
	ITALY		1,672	74,415
	MEXICO		1,253	48,519
	NORWAY		20,543	732,301
	SWEDEN		7,599	228,454
4107996050	BOV/EQUINE SOLE LTHR,NESOI,FURT PREP AFT TAN/CRUST	M2	13,737	12,784
	COSTA RICA		13,737	12,784
4107997090	BOV/EQ LTHER,NESOI EXC GRN SPLIT, NT FANCY NESOI	KG	126	2,138
	ITALY		123	1,743
	MEXICO		3	395
4107998000	BOVINE/EQUINE LTHR, FANCY, NESOI	M2	17,078	667,960
	FRANCE		13,181	520,903
	ITALY		651	28,918
	MEXICO		666	13,619
	NORWAY		2,580	104,520
4112006000	SHEEP/LAMB SKIN LTHR NO WOOL PREP NESOI,FANCY	M2	3,516	34,278
	DOMINICAN REPUBLIC		3,516	34,278
4114100000	CHAMOIS (INCLUDING COMBINATION CHAMOIS) LEATHER	M2	2,137	13,133
	CHINA (TAIWAN)		2,137	13,133
4114203000	PATENT LEATHER	M2	1,177	16,062
	MEXICO		1,177	16,062
4115100000	COMP LTHR/ LTHR FIBER IN SLABS, SHEETS, STRIP	KG	9,617	26,147
	SPAIN		9,617	26,147
	ARTICLES OF LEATHER; SADDLERY AND HARNESS; TRAVEL GOODS, HANDBAGS AND SIMILAR CONTAINERS; ARTICLES OF ANIMAL GUT (OTHER THAN SILKWORM GUT)	TOTAL		20,435,346
4201003000	DOG LEASHES,COLLARS,MUZZLES,HARNESSES ETC FOR DOGS	X		128,017
	CANADA			5,512
	CHINA (TAIWAN)			91,095
	CHINA,PEOPLE'S REP.(MAINLAND)			23,730
	INDIA			7,680
4201006000	SADDLERY & HARNESSES ETC FOR ANY ANIMAL, NESOI	X		507,648
	ARGENTINA			4,259
	BRAZIL			20,817
	CHINA (TAIWAN)			37,559
	CHINA,PEOPLE'S REP.(MAINLAND)			3,609
	COLOMBIA			291,823
	COSTA RICA			43,682
	DOMINICAN REPUBLIC			1,753
	INDIA			103,246
	PANAMA			900
4202110030	ATTACHE CASES,BRIEF CASES,ETC, SURFACE OF LEATHER	NO	11,161	144,115
	BRAZIL		50	2,575
	CHILE		112	6,354
	COLOMBIA		4,935	122,621
	ITALY		161	6,827
	SPAIN		5,903	5,738
4202110090	TRUNKS,SUITCASES,ETC, SURFACE OF LEATHER,NESOI	NO	717	3,145
	BRAZIL		24	265
	CHINA,PEOPLE'S REP.(MAINLAND)		598	1,505
	COLOMBIA		95	1,375
4202122010	ATTACHE CASES, BRIEF CASES, & SIMLR CONTNS OF PLTS	NO	592	1,590
	CANADA		288	322
	CHINA,PEOPLE'S REP.(MAINLAND)		304	1,268
4202122020	TRUNKS, SUITCASES, VANITY CSES & SMLR CTNS,PLASTIC	NO	3,630	1,473
	BRAZIL		30	393

TABLE - 2 IMPORTS INTO PUERTO RICO FROM FOREIGN COUNTRIES, BY COMMODITY AND COUNTRY OF ORIGIN
FISCAL YEAR 2003

COMM CODE	DESCRIPTION AND COUNTRY	UNIT	QUANTITY	VALUE - $
	HONG KONG		3,600	1,080
4202122025	SCHOOL SATCHELS,SURFACE OF PLTS RIGID ON ALL SIDES	NO	17,160	8,132
	BRAZIL		660	1,287
	CHINA,PEOPLE'S REP.(MAINLAND)		16,500	6,845
4202122035	ATTACHE CASES,BRIEF CASES,ETC, OF PLASTICS, NESOI	NO	3,894	9,263
	CHINA,PEOPLE'S REP.(MAINLAND)		3,870	7,619
	COLOMBIA		24	1,644
4202122050	TRUNKS, SUITCASES, VANITY CS SURFACE OF PLST,NESOI	NO	5,587	17,652
	CHINA,PEOPLE'S REP.(MAINLAND)		600	6,180
	COLOMBIA		38	2,006
	HONG KONG		4,560	7,752
	MEXICO		389	1,714
4202122085	SCHOOL SATCHELS,& SIML CNTRS SURFACE OF PLST,NESOI	NO	45,829	130,647
	CHINA,PEOPLE'S REP.(MAINLAND)		41,180	124,141
	COLOMBIA		2,340	3,136
	PANAMA		2,000	2,280
	UNITED KINGDOM OF GT BRITAIN		309	1,090
4202124000	TRUNKS,SUITCASES,ETC,VEG FIBER,NOT PILE,OF COTTON	NO	25	411
	SPAIN		25	411
4202126000	TRUNKS,SUITCASES,ETC,VEG FIBER,NOT PILE,NESOI	NO	5,000	40,200
	CHINA,PEOPLE'S REP.(MAINLAND)		5,000	40,200
4202128030	ATTACHE CASES,BRIEF CASES,ETC,OF MAN-MADE FIBERS	NO	39,386	446,969
	BRAZIL		6	321
	CHINA,PEOPLE'S REP.(MAINLAND)		37,479	439,416
	COLOMBIA		1,850	6,817
	MEXICO		51	415
4202128040	ATTACHE CASES,BRIEF CASES,SCHOOL SATCHEL,ETC,NESOI	NO	271	11,254
	COLOMBIA		271	11,254
4202128070	TRUNKS,SUITCASES,VANITY CASE,ETC,OF MAN-MADE FIBER	NO	12,503	111,824
	CANADA		128	10,582
	CHINA,PEOPLE'S REP.(MAINLAND)		8,520	51,148
	COLOMBIA		15	942
	THAILAND		3,840	49,152
4202190000	TRUNKS,SUITCASES,VANITY CASES ETC,NESOI	NO	20,187	29,131
	BRAZIL		39	1,238
	CHINA,PEOPLE'S REP.(MAINLAND)		12,124	18,493
	GERMANY		24	1,275
	SPAIN		8,000	8,125
4202213000	HANDBAGS,OF REPTILE LEATHER	NO	29	25,171
	COLOMBIA		12	8,127
	FRANCE		1	1,206
	ITALY		16	15,838
4202216000	HANDBAGS, OUTER SURFACE LEATHER,VAL NOT OVER $20 E	NO	128,311	1,310,333
	ARGENTINA		1,761	8,484
	BRAZIL		100	1,778
	CHILE		47	658
	CHINA,PEOPLE'S REP.(MAINLAND)		11,544	47,083
	COLOMBIA		96,399	1,091,670
	HONG KONG		360	3,888
	INDIA		1,144	6,832
	INDONESIA		1,239	4,712
	ITALY		135	2,214
	SPAIN		15,556	142,506
	TURKEY		26	508
4202219000	HANDBAGS,OUTER SURFACE OF LEATHER,VAL OVER $20 EA	NO	11,414	346,633
	ARGENTINA		963	24,392
	BRAZIL		616	15,898
	CHILE		120	3,703
	CHINA,PEOPLE'S REP.(MAINLAND)		200	4,110
	COLOMBIA		2,124	70,621
	FRANCE		322	11,808
	ITALY		1,288	42,576
	SPAIN		5,758	172,868
	TURKEY		23	657
4202221500	HANDBAGS,WITH OUTER SURFACE OF PLASTIC SHEETING	NO	452,569	1,552,011
	ARGENTINA		1,847	6,905
	CHINA (TAIWAN)		403	800
	CHINA,PEOPLE'S REP.(MAINLAND)		371,514	1,231,329

TABLE - 2 IMPORTS INTO PUERTO RICO FROM FOREIGN COUNTRIES, BY COMMODITY AND COUNTRY OF ORIGIN
FISCAL YEAR 2003

COMM CODE	DESCRIPTION AND COUNTRY	UNIT	QUANTITY	VALUE - $
	COLOMBIA		1,503	3,381
	GUATEMALA		120	517
	HONG KONG		63,090	125,122
	INDIA		528	525
	INDONESIA		97	485
	MEXICO		1,380	1,819
	PERU		530	621
	SPAIN		11,557	180,507
4202224020	HANDBAGS,OUTR SURF TEXT,WHOLLY/PART BRAID,COTTON	NO	6,223	25,611
	CHINA,PEOPLE'S REP.(MAINLAND)		5,860	23,280
	MEXICO		363	2,331
4202224030	HANDBAGS,OUTR SURF TEX,WHO/PT BRAID,MAN-MADE FIBR	NO	5,526	30,794
	CHINA,PEOPLE'S REP.(MAINLAND)		4,800	16,410
	COLOMBIA		30	1,488
	FRANCE		178	5,976
	MEXICO		202	1,447
	SPAIN		316	5,473
4202224040	HANDBAGS,OUTR SURF TEX,WHOLLY/PART BRAID,NESOI	NO	18	500
	BRAZIL		18	500
4202224500	HANDBAGS,OTR SURF TEX,NOT BRAID,NOT TUFT/PL,COTTON	NO	38,680	114,199
	CHINA,PEOPLE'S REP.(MAINLAND)		35,884	89,651
	HONG KONG		810	3,588
	INDONESIA		1,068	3,422
	ITALY		100	3,648
	SPAIN		818	13,890
4202226000	HANDBAG,OTR SUR TEX,EX BRAID,EX TUF/PL,VEG FBR,NES	NO	3,913	24,399
	CHINA,PEOPLE'S REP.(MAINLAND)		1,032	4,328
	INDIA		225	3,075
	SPAIN		2,656	16,996
4202227000	HANDBAGS,OTR SUR TEX,EX BRAID,PILE/TFT,>=85% SILK	NO	30	893
	BRAZIL		30	893
4202228030	HANDBAGS WITH OUTER SURFACE OF COTTON, NESOI	NO	6,791	43,605
	CHINA,PEOPLE'S REP.(MAINLAND)		2,367	5,102
	COLOMBIA		146	757
	FRANCE		500	2,895
	GUATEMALA		1,155	3,552
	INDIA		180	705
	INDONESIA		966	4,190
	MEXICO		175	1,147
	SPAIN		1,171	24,808
	THAILAND		131	449
4202228050	HANDBAGS,OTR SURF TEX,EX BRAID,PIL/TUFT,M-M FIBER	NO	148,905	311,649
	CHINA,PEOPLE'S REP.(MAINLAND)		125,759	228,573
	COLOMBIA		655	1,813
	FRANCE		949	17,216
	HONG KONG		8,975	9,228
	INDONESIA		252	489
	ITALY		28	2,449
	MEXICO		431	3,255
	PHILIPPINES		6,000	12,000
	SPAIN		5,856	36,626
4202228080	HANDBAGS,OTR SURF TEX,EX BRAID,PIL/TUFT,NESOI	NO	5,829	9,609
	CHINA,PEOPLE'S REP.(MAINLAND)		3,696	3,992
	ECUADOR		1,805	1,520
	SPAIN		328	4,097
4202291000	HANDBAGS,WHOLLY/MAINLY COVRD WTH PAPER, OF PLASTIC	NO	22,330	47,673
	CHINA,PEOPLE'S REP.(MAINLAND)		22,330	47,673
4202295000	HANDBAGS,WHOLLY OR MAINLY COVERED WITH PAPER,NESOI	NO	12,166	9,372
	CHINA,PEOPLE'S REP.(MAINLAND)		12,000	1,390
	SPAIN		166	7,982
4202299000	HANDBAGS,NESOI	NO	101,298	103,921
	CHINA,PEOPLE'S REP.(MAINLAND)		99,416	100,221
	ECUADOR		1,864	3,313
	SPAIN		18	387
4202316000	ARTICLES FOR POCKET OR HANDBAG,LEATHER,NOT REPTILE	NO	198,407	535,279
	ARGENTINA		500	3,750
	BOLIVIA		5,663	4,683
	BRAZIL		3,662	17,664

TABLE - 2 IMPORTS INTO PUERTO RICO FROM FOREIGN COUNTRIES, BY COMMODITY AND COUNTRY OF ORIGIN
FISCAL YEAR 2003

COMM CODE	DESCRIPTION AND COUNTRY	UNIT	QUANTITY	VALUE - $
	CANADA		8	714
	CHILE		502	1,844
	CHINA,PEOPLE'S REP.(MAINLAND)		14,293	51,280
	COLOMBIA		76,212	314,692
	COSTA RICA		552	2,366
	FRANCE		349	25,728
	GERMANY		172	11,582
	HONG KONG		3,000	3,530
	INDIA		1,220	3,661
	ITALY		22	3,491
	KOREA,REP. OF (SOUTH KOREA)		394	1,936
	MEXICO		3,126	7,283
	NETHERLANDS		300	965
	PHILIPPINES		13,200	8,966
	SPAIN		75,092	62,082
	SWITZERLAND		6	8,578
	VENEZUELA		134	484
4202321000	ART FOR POCKET OR HANDBAG,REINFORC OR LAM PLASTIC	NO	24,062	39,829
	CHINA,PEOPLE'S REP.(MAINLAND)		18,876	30,903
	FRANCE		800	3,120
	ITALY		537	271
	PANAMA		3,849	5,535
4202322000	ART FOR POCKET OR HANDBG,OF PLASTIC SHEETING,NESOI	NO	162,797	151,445
	CHINA,PEOPLE'S REP.(MAINLAND)		135,733	89,233
	COLOMBIA		310	948
	FRANCE		19,750	52,284
	HONG KONG		600	2,310
	MEXICO		6,000	2,039
	SPAIN		404	4,631
4202324000	ART FOR POCKET/HANDBAG,NOT PILE OR TUFTD,OF COTTON	NO	42,268	81,034
	CHINA,PEOPLE'S REP.(MAINLAND)		41,600	79,250
	INDONESIA		668	1,784
4202328000	ART FOR POCKET/HANDBG,VEG FIBR,NOT PILE/TUFT,NESOI	NO	54,001	74,676
	CHINA,PEOPLE'S REP.(MAINLAND)		53,948	74,305
	MEXICO		53	371
4202329530	ART FOR POCKET OR HANDBAG,OF COTTON	NO	1,741	1,923
	CHINA,PEOPLE'S REP.(MAINLAND)		1,740	1,651
	FRANCE		1	272
4202329550	ART FOR POCKET OR HANDBAG,OF MAN-MADE FIBERS	NO	233,523	299,528
	ARGENTINA		300	460
	CHINA (TAIWAN)		4,000	1,200
	CHINA,PEOPLE'S REP.(MAINLAND)		215,861	275,196
	COLOMBIA		5,689	5,088
	FRANCE		1,536	4,791
	HONG KONG		3,825	10,307
	MEXICO		1,320	1,573
	SPAIN		992	913
4202329560	ART FOR POCKET OR HANDBAG,OUTER SURFACE TEXT,NESOI	NO	2,500	750
	CHINA,PEOPLE'S REP.(MAINLAND)		2,500	750
4202391000	ARTICL FOR POCKT OR HANDBG,COVD W PAPER,OF PLASTIC	NO	17,106	20,616
	CHINA,PEOPLE'S REP.(MAINLAND)		10,032	7,283
	COLOMBIA		1,374	3,082
	HONG KONG		4,500	6,660
	SPAIN		340	391
	VENEZUELA		860	3,200
4202399000	ARTICLES FOR POCKET OR HANDBAG,NESOI	NO	42,120	24,177
	CHINA,PEOPLE'S REP.(MAINLAND)		42,120	24,177
4202910030	TRAVEL,SPORTS AND SIMILAR BAGS,OUTER SURF LEATHER	NO	14,014	165,922
	CHILE		66	2,451
	CHINA,PEOPLE'S REP.(MAINLAND)		1,500	375
	COLOMBIA		12,027	144,936
	FRANCE		380	14,392
	ITALY		41	3,768
4202910090	CONTAINERS,WITH OUTER SURFACE LEATHER,NESOI	NO	14,409	30,990
	CHINA,PEOPLE'S REP.(MAINLAND)		100	285
	COLOMBIA		206	1,322
	GERMANY		74	2,201
	INDIA		7,122	19,978

TABLE - 2 IMPORTS INTO PUERTO RICO FROM FOREIGN COUNTRIES, BY COMMODITY AND COUNTRY OF ORIGIN
FISCAL YEAR 2003

COMM CODE	DESCRIPTION AND COUNTRY	UNIT	QUANTITY	VALUE - $
	KOREA,REP. OF (SOUTH KOREA)		200	617
	SPAIN		6,687	6,136
	UNITED KINGDOM OF GT BRITAIN		20	451
4202920507	INSULATD FOOD/BEV BAG W/O SURF MANMADE FBR NESOI	NO	17,040	49,002
	CHINA,PEOPLE'S REP.(MAINLAND)		17,040	49,002
4202920509	INSLTD FOOD/BEV BAG W/ OUTER SURF OF TEXT MAT,NESO	NO	1,920	4,000
	CHINA,PEOPLE'S REP.(MAINLAND)		1,920	4,000
4202921000	OTHER INSULATED FOOD OR BEVERAGE BAG OF PLAS O TEX	NO	92,456	208,993
	CHINA,PEOPLE'S REP.(MAINLAND)		92,456	208,993
4202921500	TRAVEL,SPORTS & SIMILAR BAGS,OUTER SURF COTTON	NO	38,309	155,055
	CHINA,PEOPLE'S REP.(MAINLAND)		37,409	123,791
	ITALY		900	31,264
4202922000	TRAVEL,SPORTS & SIMILAR BAGS,OUTER SURF EXC COTTON	NO	441,741	1,809,296
	CHINA,PEOPLE'S REP.(MAINLAND)		419,986	1,786,448
	INDIA		18,055	12,098
	MEXICO		3,700	10,750
4202923010	TRAVEL,SPORTS & SIMILAR BAGS,>=85% SILK/SILK WASTE	NO	2,144	5,272
	MEXICO		2,144	5,272
4202923016	TRAVEL, SPORTS BAGS, ETC. OF COTTON	NO	17,507	49,910
	CHINA,PEOPLE'S REP.(MAINLAND)		17,306	48,775
	FRANCE		1	335
	MEXICO		200	800
4202923020	BACKPACKS, OF MAN-MADE FIBER	NO	329,206	1,157,212
	BRAZIL		470	8,743
	CHINA (TAIWAN)		860	2,237
	CHINA,PEOPLE'S REP.(MAINLAND)		235,880	873,403
	COLOMBIA		1,507	2,340
	ECUADOR		9,680	2,673
	FRANCE		103	3,914
	HONG KONG		61,032	181,212
	MEXICO		278	2,937
	PERU		10,836	43,571
	PHILIPPINES		7,560	32,292
	SPAIN		1,000	3,890
4202923031	TRAVEL,SPORTSBAGS,ETC,NOT BACKPACKS,MANMADE-FIBER	NO	363,551	1,235,570
	BRAZIL		10	276
	CHINA (TAIWAN)		100	1,521
	CHINA,PEOPLE'S REP.(MAINLAND)		347,609	1,138,832
	COLOMBIA		402	5,333
	FRANCE		161	7,326
	HONG KONG		13,500	43,440
	ITALY		301	12,417
	JAPAN		50	348
	SPAIN		1,418	26,077
4202923091	TRAVEL,SPORTS BAGS,ETC,OF TEXTILE MATERIALS,NESOI	NO	24,391	40,342
	CHINA,PEOPLE'S REP.(MAINLAND)		20,091	37,382
	ECUADOR		700	620
	HONG KONG		3,600	2,340
4202924500	TRAVEL,SPORTS BAGS,ETC,OF PLASTIC SHEETING,NESOI	NO	236,141	596,330
	BRAZIL		888	1,332
	CHILE		120	600
	CHINA,PEOPLE'S REP.(MAINLAND)		185,308	500,910
	EL SALVADOR		10,632	12,227
	FRANCE		2,687	11,723
	GERMANY		96	3,495
	HONG KONG		31,056	50,417
	ITALY		194	2,897
	MEXICO		4,000	6,237
	PERU		1,100	6,227
	SWITZERLAND		60	265
4202925000	MUSICAL INSTRUMENT CASES,OUTER SURF PLST/TEXT MATL	NO	16,780	158,193
	CHINA,PEOPLE'S REP.(MAINLAND)		15,668	154,802
	PAKISTAN		1,000	1,795
	THAILAND		112	1,596
4202926091	OTHER BAGS,OF COTTON	NO	29,620	54,868
	BRAZIL		500	900
	CHINA,PEOPLE'S REP.(MAINLAND)		29,120	53,968
4202929015	OTHER, JEWELRY BOXES,& SIMIL CONT,RETAIL, W CONTEN	NO	5,796	3,823

TABLE - 2 IMPORTS INTO PUERTO RICO FROM FOREIGN COUNTRIES, BY COMMODITY AND COUNTRY OF ORIGIN
FISCAL YEAR 2003

COMM CODE	DESCRIPTION AND COUNTRY	UNIT	QUANTITY	VALUE - $
	HONG KONG		5,796	3,823
4202929026	OTHER BAGS,OUTER SURFACE OF MAN-MADE FIBERS	NO	42,757	93,863
	CHINA (TAIWAN)		432	456
	CHINA,PEOPLE'S REP.(MAINLAND)		42,146	91,364
	COLOMBIA		30	252
	GERMANY		50	1,253
	SPAIN		99	538
4202929050	CASES TO PROTECT/TRANSPORT CD'S ETC,OUT SURF PLAST	NO	23,102	16,871
	CHINA,PEOPLE'S REP.(MAINLAND)		23,032	16,465
	MEXICO		70	406
4202929060	OTH BAGS/CASES WITH OUTER SURFACE OF PLASTIC,NESOI	NO	36,614	64,336
	CHINA (TAIWAN)		8,168	6,383
	CHINA,PEOPLE'S REP.(MAINLAND)		15,608	46,597
	COLOMBIA		2,950	1,023
	MEXICO		55	854
	SPAIN		5,033	359
	THAILAND		4,800	9,120
4202991000	OTHER BAGS,COVERED WITH PAPER, OF PLASTIC	NO	107,063	49,745
	CHINA,PEOPLE'S REP.(MAINLAND)		59,904	11,819
	DOMINICAN REPUBLIC		11,598	1,392
	HONG KONG		3,736	4,250
	JAPAN		500	380
	SINGAPORE		2,240	281
	SPAIN		8,085	10,623
	THAILAND		21,000	21,000
4202992000	OTHER BAGS,COVD W PAPER,OF WOOD, NOT LINED W TEXTI	NO	8,000	9,944
	CHINA,PEOPLE'S REP.(MAINLAND)		8,000	9,944
4202999000	OTHER BAGS,NESOI	NO	12,973	43,946
	BRAZIL		600	330
	CHINA,PEOPLE'S REP.(MAINLAND)		11,266	35,085
	ECUADOR		180	339
	FRANCE		804	6,073
	ITALY		11	933
	SPAIN		112	1,186
4203102000	ARTICLES OF APPAREL,OF REPTILE LEATHER	NO	1	9,629
	ITALY		1	9,629
4203104030	MEM'S & BOYS COATS/JACKETS OF LEATHER, EXC REPTILE	NO	165	6,213
	ARGENTINA		13	1,344
	COLOMBIA		145	4,258
	TURKEY		7	611
4203104060	WOMEN'S, GIRLS' & INFANTS COATS/JACKETS OF LEATHER	NO	208	13,160
	ARGENTINA		19	1,625
	BRAZIL		60	4,798
	CHINA,PEOPLE'S REP.(MAINLAND)		43	1,971
	COLOMBIA		24	840
	INDIA		11	1,045
	PAKISTAN		51	2,881
4203104085	OTH MEN'S AND BOY'S LEATHER APPAREL,NESOI	NO	75	5,810
	INDIA		13	607
	PAKISTAN		8	350
	SPAIN		45	4,094
	TURKEY		9	759
4203104095	OTHER WMN'S,GRL'S AND INFNT'S LEATHER APPAREL NES	NO	233	15,113
	ARGENTINA		29	1,258
	CHINA,PEOPLE'S REP.(MAINLAND)		12	316
	INDIA		46	3,819
	PAKISTAN		113	6,480
	PERU		24	1,087
	SPAIN		9	2,153
4203212000	BATTING GLOVES	NO	19	494
	MEXICO		19	494
4203214000	BASEBALL & SOFTBALL GLOVES,MITS (EXCEPT BATTING)	NO	5,708	87,412
	CHINA (TAIWAN)		1,200	784
	CHINA,PEOPLE'S REP.(MAINLAND)		3,926	54,157
	HONG KONG		204	4,155
	JAPAN		297	25,143
	VIETNAM		81	3,173
4203218060	OTHER GLOVES,MITTENS & MITS,FOR SPORTS,NESOI	X		2,112

TABLE - 2 IMPORTS INTO PUERTO RICO FROM FOREIGN COUNTRIES, BY COMMODITY AND COUNTRY OF ORIGIN
FISCAL YEAR 2003

COMM CODE	DESCRIPTION AND COUNTRY	UNIT	QUANTITY	VALUE - $
	CHINA (TAIWAN)			2,112
4203290500	GLOVES,HORSEHIDE OR COWHIDE,ALL LEATHR, W FOURCHET	DPR	3,704	19,132
	CHINA,PEOPLE'S REP.(MAINLAND)		3,700	18,387
	NETHERLANDS		4	745
4203290800	GLOVES,HORSEHIDE OR COWHIDE,ALL LEATHER,NESOI	DPR	2,174	22,705
	ARGENTINA		494	6,997
	CHINA,PEOPLE'S REP.(MAINLAND)		1,070	9,874
	INDIA		560	4,970
	MEXICO		50	864
4203291800	GLOVES HORSEHIDE OR COWHIDE,NOT ALL LEATHER,NESOI	DPR	7,013	66,581
	CHINA (TAIWAN)		100	866
	CHINA,PEOPLE'S REP.(MAINLAND)		5,941	56,758
	COLOMBIA		5	675
	GERMANY		200	959
	PAKISTAN		417	2,263
	PARAGUAY		350	5,060
4203293010	GLOVES & MITTENS OF LEATHER,NESOI,MEN'S NOT LINED	DPR	3,792	29,183
	CHINA,PEOPLE'S REP.(MAINLAND)		3,648	26,830
	NETHERLANDS		25	854
	PARAGUAY		119	1,499
4203293020	GLOVES & MITTENS OF LEATHER,NESOI,MEN'S LINED	DPR	900	4,260
	CHINA,PEOPLE'S REP.(MAINLAND)		900	4,260
4203294000	GLOVES & MITTENS,LEATH,NESOI,NOT MEN'S,NOT LINED	DPR	501	9,800
	MEXICO		501	9,800
4203300000	BELTS & BANDOLIERS WITH OR WITHOUT BUCKLES	X		1,594,552
	BRAZIL			495,418
	CANADA			461
	CHINA (TAIWAN)			48,487
	CHINA,PEOPLE'S REP.(MAINLAND)			75,728
	COLOMBIA			43,387
	COSTA RICA			595
	DOMINICAN REPUBLIC			281,355
	FRANCE			17,870
	GERMANY			5,286
	INDIA			220,110
	INDONESIA			1,271
	ITALY			43,825
	MEXICO			4,781
	NETHERLANDS			1,233
	PAKISTAN			272
	SPAIN			353,027
	THAILAND			369
	TURKEY			1,077
4203406000	OTHER CLOTHING ACCESSORIES,NOT OF REPTILE LEATHER	X		11,813
	BRAZIL			10,868
	MEXICO			945
4204003000	BELTING LEATHER,IN SHAPES SUITABLE TO MAKE BELTING	KG	800	26,308
	DOMINICAN REPUBLIC		800	26,308
4205004000	LEATHER STRAPS & STROPS	X		524
	ITALY			524
4205008000	ARTICLES OF LEATHER,NESOI	X		51,560
	BELGIUM			251
	CHINA (TAIWAN)			3,343
	CHINA,PEOPLE'S REP.(MAINLAND)			6,818
	COLOMBIA			7,727
	GERMANY			401
	HAITI			340
	PAKISTAN			2,370
	PARAGUAY			10,444
	SPAIN			19,535
	SWITZERLAND			331
4206103000	ARTICLES OF CATGUT,FOR MFG OF STERILE SURGICAL SUT	X		5,678,101
	BRAZIL			1,314,423
	DOMINICAN REPUBLIC			4,363,678
4206900000	OTH ART OF GUT,OF GOLDBEATERS SKIN,BLADDERS,TENDON	X		300
	BRAZIL			300
	FURSKINS AND ARTIFICIAL FUR; MANUFACTURES THEREOF	TOTAL		1,003,529

TABLE - 2 IMPORTS INTO PUERTO RICO FROM FOREIGN COUNTRIES, BY COMMODITY AND COUNTRY OF ORIGIN
FISCAL YEAR 2003

COMM CODE	DESCRIPTION AND COUNTRY	UNIT	QUANTITY	VALUE - $
4302197500	FURSKINS NESOI WHOLE TANNED, NOT ASSEMBLED, DYED	NO	22,823	999,636
	FINLAND		22,823	999,636
4302300000	FURSKINS, WHOLE AND PIECES, TANNED, ASSEMBLED	X		2,983
	SPAIN			2,983
4303900000	ARTICLES OF FURSKINS, NESOI	X		910
	COLOMBIA			910
	WOOD AND ARTICLES OF WOOD;WOOD CHARCOAL; CORK AND ARTICLES OF CORK; MANUFACTURES OF STRAW, OF ESPARTO OR OF OTHER PLAITING MATERIALS;BASKETWARE AND WICKERWORK	TOTAL		81,079,652
	WOOD AND ARTICLES OF WOOD; WOOD CHARCOAL	TOTAL		80,430,850
4402000000	WOOD CHARCOAL, WHETHER OR NOT AGGLOMERATED	T	203	41,591
	ARGENTINA		135	31,121
	DOMINICAN REPUBLIC		26	4,694
	URUGUAY		42	5,776
4403100040	FENCE POSTS, TREATED PAINT/STAIN/CRESOTE/OTH PRESV	M	69,079	128,814
	CANADA		1,833	19,301
	CHILE		67,246	109,513
4403100060	WOOD IN ROUGH NESOI TREATD PAINT/STAIN/CRESOTE ETC	M3	691	16,640
	HONDURAS		691	16,640
4403200020	SOUTHERN YELLOW/PITCH ETC PINE LOG/TMBR NT TRT, RG	M3	124	16,127
	BRAZIL		124	16,127
4403200057	CEDAR NESOI LOGS/TIMBER IN THE ROUGH, NOT TREATED	M3	10	6,058
	BRAZIL		10	6,058
4404100090	HOOPWOOD/CHIPWOOD/WOOD STICKS RGHLY TRIM ETC CONIF	X		13,535
	BRAZIL			9,602
	ITALY			3,933
4407100002	WOOD SAWN LGTH TRTD OV 6MM CONIF EX FINGER-JOINTED	M3	2,515	617,873
	HONDURAS		2,515	617,873
4407100015	MIX OF SPRU/PINE/FIR WD SAW NT TRTD EX FINGER-JOIN	M3	71,181	7,634,648
	CANADA		71,181	7,634,648
4407100016	MIX W.HEMLOCK & AMABILIS FIR NT TRT EX FINGER-JOIN	M3	12	2,758
	CANADA		12	2,758
4407100019	SPRUCE NESOI WD SAW OV 6MM UNTR RGH EX FINGER-JOIN	M3	5,017	490,436
	CANADA		5,017	490,436
4407100020	SPRUCE NESOI WD OV 6MM UNTRT NESOI EX FINGER-JOINT	M3	120	24,814
	HONDURAS		120	24,814
4407100045	LODGEPOLE PINE WD OV6MM NT TRT NESOI EX FINGR-JOIN	M3	19,293	2,728,600
	ARGENTINA		14,919	2,061,593
	BRAZIL		4,374	667,007
4407100046	PITCH PINE ETC OV6MM NOT TRT RGH EX FINGER-JOINTED	M3	19,364	2,382,130
	BRAZIL		19,364	2,382,130
4407100047	PITCH PINE ETC OV6MM NT TRT NESOI EX FINGER-JOINTD	M3	11,667	1,945,483
	ARGENTINA		1,394	225,245
	BRAZIL		10,273	1,720,238
4407100049	PONDEROSA PINE OV 6MM NOT TRT NESOI EX FINGR-JOINT	M3	96	14,336
	BRAZIL		96	14,336
4407100052	PINE WOOD NESOI OV 6MM UNTRTD RGH EX FINGER-JOINTD	M3	4,939	691,953
	ARGENTINA		690	115,549
	BRAZIL		3,991	561,984
	HONDURAS		258	14,420
4407100053	PINE WOOD NESOI OV 6MM UNTRT NESOI EX FINGR-JOINTD	M3	6,262	1,023,779
	BRAZIL		6,262	1,023,779
4407100065	HEMLOCK OV 6MM THICK, NT TRTD NESOI EX FINGER-JOIN	M3	7,313	800,350
	CANADA		7,313	800,350
4407100066	LARCH WD SWN LNGTH OV6MM NT TRTD RGH EX FINGR-JOIN	M3	53	4,987
	CANADA		53	4,987
4407100075	YELLOW CEDAR OV6MM UNTREATD NESOI EX FINGER-JOINTD	M3	51	28,133
	BRAZIL		51	28,133
4407100076	CEDAR ROUGH OV6MM UNTREATD ROUGH EX FINGER-JOINTED	M3	209	111,952
	BRAZIL		174	87,733
	PERU		35	24,219

TABLE - 2 IMPORTS INTO PUERTO RICO FROM FOREIGN COUNTRIES, BY COMMODITY AND COUNTRY OF ORIGIN
FISCAL YEAR 2003

COMM CODE	DESCRIPTION AND COUNTRY	UNIT	QUANTITY	VALUE - $
4407100077	CEDAR NESOI OV6MM UNTREATD NESOI EX FINGER-JOINTED	M3	695	385,697
	BRAZIL		695	385,697
4407100092	CONIF WD NESOI SWN OV6MM UNTRT RGH EX FINGR-JOINTD	M3	110	10,184
	CANADA		110	10,184
4407100093	CONIFROUS NESOI SWN OV6MM UNTRT RGH EX FINGR-JOINT	M3	779	479,979
	BRAZIL		232	115,837
	SPAIN		547	364,142
4407240005	BALSA WOOD SAWN LENGTHWISE, OVER 6MM, ROUGH	M3	16	13,861
	BRAZIL		16	13,861
4407240025	MAHOGANY WOOD SAWN LENGTHWISE, OVER 6MM, ROUGH	M3	150	94,836
	NICARAGUA		150	94,836
4407240030	MAHOGANY WOOD SAWN LENGTHWISE, OVER 6MM, NESOI	M3	398	400,909
	BRAZIL		46	28,867
	PERU		352	372,042
4407240095	BABOEN & IMBUIA WOOD SAWN LNGTHWS OVER 6MM, NESOI	M3	249	144,345
	BRAZIL		237	125,412
	PERU		12	18,933
4407290005	TEAK WOOD SAWN LENGTHWISE, OVer 6MM, ROUGH	M3	1	2,500
	TRINIDAD AND TOBAGO		1	2,500
4407290090	TROPICAL WOOD, NESOI, ROUGH, OVER 6MM, SEE NOTE 1	M3	154	104,959
	BRAZIL		72	38,960
	COTE D'IVOIRE(IVORY COAST)		40	32,701
	PERU		42	33,298
4407290095	TROPICAL WOOD, NESOI, OVER 6MM, SEE NOTE 1	M3	235	176,229
	BRAZIL		123	86,274
	PERU		112	89,955
4407910061	OAK WOOD EXCEPT RED SAWN LNGTHWISE OVER 6MM, NESOI	M3	4	4,445
	BRAZIL		4	4,445
4407990020	HARD MAPLE WOOD SAWN LENGTHWISE OVER 6MM, ROUGH	M3	121	29,435
	BRAZIL		2	2,201
	CANADA		119	27,234
4407990041	CHERRY WOOD SAWN LENGTHWISE OVER 6 MM NESOI	M3	2	2,347
	BRAZIL		2	2,347
4407990045	YELLOW POPLAR WOOD SAWN LENGHTWISE OVER 6MM, ROUGH	M3	153	20,540
	BRAZIL		153	20,540
4407990048	POPLAR NESOI/ASPEN/COTTONWOOD SAWN ETC NESOI	M3	152	26,288
	CANADA		152	26,288
4407990051	BIRCH WOOD SAWN LENGTHWISE, OVER 6 MM, NESOI	M3	2,235	281,299
	CANADA		2,235	281,299
4407990091	NONCONIFEROUS WOOD NESOI SAWN LNGTHWS OV 6MM ROUGH	M3	9,720	1,156,914
	CANADA		9,720	1,156,914
4407990096	NONCONIFERS WOOD NESOI SAWN LENGTHWS OV 6 MM NESOI	M3	9,018	1,640,557
	ARGENTINA		3,412	495,139
	BOLIVIA		11	22,550
	BRAZIL		3,737	924,613
	HONDURAS		1,494	25,040
	PERU		215	149,826
	SPAIN		100	3,510
	URUGUAY		49	19,879
4408900198	NONCONIF NESOI VEN/PLYWD SHEET SAWN NOV 6MM BACKED	M2	3,040	19,321
	BRAZIL		65	9,550
	SPAIN		2,975	9,771
4409100500	WD,CNFRS,SHPD ENDS,EDGS,FCS,PLND,SND,E-JTD	X		24,621
	BRAZIL			24,621
4409102000	WOOD FLOORING, NOT ASSEMBLED, CONIFEROUS	M2	11,121	160,439
	BRAZIL		3,072	32,310
	GERMANY		2,641	24,996
	ITALY		145	9,991
	SPAIN		4,080	63,281
	SWEDEN		1,183	29,861
4409104000	PINE (PINUS SPP.) STANDARD WOOD MOLDING	M	1,194,030	471,426
	BRAZIL		1,194,030	471,426
4409104500	STANDARD WOOD MOLDINGS, NESOI, CONIFEROUS	M	226,743	216,036
	BRAZIL		206,250	181,963
	COLOMBIA		1,740	5,203
	SPAIN		18,753	28,870
4409105000	WOOD MOLDINGS, NESOI, CONIFEROUS	M	274,324	204,762
	BRAZIL		255,216	191,056

TABLE - 2 IMPORTS INTO PUERTO RICO FROM FOREIGN COUNTRIES, BY COMMODITY AND COUNTRY OF ORIGIN
FISCAL YEAR 2003

COMM CODE	DESCRIPTION AND COUNTRY	UNIT	QUANTITY	VALUE - $
	HONDURAS		17,703	9,422
	SPAIN		1,405	4,284
4409202560	WOOD FLOORING NESOI, NONCONIFEROUS	M2	1,929	27,779
	ARGENTINA		361	3,632
	SPAIN		1,568	24,147
4409204000	STANDARD WOOD MOLDINGS, NONCONIFEROUS	M	255,132	458,033
	BRAZIL		166,046	179,116
	GUYANA		10,747	26,910
	SPAIN		78,339	252,007
4409205000	WOOD MOLDINGS, NESOI, NONCONIFEROUS	M	469,012	726,998
	BRAZIL		393,501	490,142
	CHINA (TAIWAN)		27,322	44,445
	DOMINICAN REPUBLIC		3,965	11,629
	ECUADOR		217	11,318
	PANAMA		3,230	10,950
	SPAIN		33,776	131,722
	VENEZUELA		7,001	26,792
4409206500	WOOD DOWEL RODS ADVANCED IN CONDITION NONCONIFROUS	M	1,884	6,250
	PANAMA		1,884	6,250
4409209000	WOOD CONTINUOUSLY SHAPED, NONCONIFEROUS, NESOI	M3	41	35,728
	HONDURAS		11	4,789
	SPAIN		30	30,939
4410310020	PARTICLE BOARD,WD,UNWRKD OR NT FRTHR WRKD THN SAND	M3	162	20,968
	ARGENTINA		111	8,041
	CHILE		51	12,927
4410310060	BRD OF WOOD, NESOI,UNWKD/ NT FRTHR WRKD THAN SAND	M3	623	63,014
	ARGENTINA		597	57,628
	BRAZIL		26	5,386
4410320020	PRTCL BRD,SURFACE-CVRD W/MELAMINE-IMPREGNATED PAPR	M3	19	4,156
	ECUADOR		19	4,156
4410330020	PRTCL BRD, SRFCD-CVRD W/DCRTV LAMINTES OF PLASTIC	M3	19	4,778
	ECUADOR		19	4,778
4410390020	PARTICLE BOARD OF WOOD, NESOI	M3	188	24,635
	COLOMBIA		188	24,635
4410390060	BOARD OF WOOD, NESOI	M3	52	21,944
	BRAZIL		52	21,944
4410900000	PARTICLE & SIMILAR BOARD OF LIGNEOUS MAT'L NESOI	M3	415	58,117
	BRAZIL		85	26,029
	COLOMBIA		330	32,088
4411110005	MED DENSTY FIBRBD >.8G/CM3 NT MECH WRKD/SURFC COVR	M3	120	27,956
	VENEZUELA		120	27,956
4411110095	FIBERBD OV.8G/CM3 NT MECHANIC WRKD/SURF COVR NESOI	M3	1,166	192,890
	ARGENTINA		607	62,801
	BRAZIL		338	87,459
	CHILE		101	32,270
	COLOMBIA		120	10,360
4411192095	FIBRBOARD OV.8G/CM3 NOT SURFACE COVER EX OIL NESOI	M3	5	5,231
	ITALY		5	5,231
4411194000	FIBRBRD DENSITY >0.8G/CM3 MECH WRKD/SURFC COVR NES	M3	793	170,144
	BRAZIL		747	129,998
	GERMANY		46	40,146
4411210005	MED DENSTY FIBRBD OV.5 NOV.8G/CM3 NT MECH WRKD ETC	M3	180	67,014
	CHILE		180	67,014
4411210095	FIBRBD OV.5 NOV.8G/CM3 NT MECH WRKD/SURF CVR NESOI	M3	83	14,283
	ARGENTINA		40	5,372
	BRAZIL		43	8,911
4411293000	FIRBD LIGNEOUS TONGUE GROOVE OV.5 NOV.8G/CM3 NESOI	M3	25	21,342
	SPAIN		25	21,342
4411296095	FIBERBD NT SRFACE COVR DENSTY >.5/NOV.8G/CM3 NESOI	M3	17	17,474
	BRAZIL		17	17,474
4411990010	FBERBRD, WOOD/OTH LIG MTRL, IMPRG W/ BITUMEN NESOI	M3	177	29,315
	BRAZIL		177	29,315
4412130560	PLYWD FACE BIRCH OUTER TRPCL ONLY WD SHEETS NESOI	M3	86	19,251
	BRAZIL		86	19,251
4412132510	PLYWD SPANISH CEDAR TRPRCL WD OUTR ONLY WD SHEETS	M3	10,743	3,835,248
	BRAZIL		8,045	3,150,282
	PARAGUAY		2,698	684,966
4412132520	PLYWD WALNUT FACE TROPICAL WD OUTER PLY SHEET ONLY	M3	48	14,580

TABLE - 2 IMPORTS INTO PUERTO RICO FROM FOREIGN COUNTRIES, BY COMMODITY AND COUNTRY OF ORIGIN
FISCAL YEAR 2003

COMM CODE	DESCRIPTION AND COUNTRY	UNIT	QUANTITY	VALUE - $
	BRAZIL		48	14,580
4412134040	PLYWD MAHOGANY FACE/TRPCL WD OUTR PLY WD SHEETS	M3	2,255	740,708
	BRAZIL		2,111	719,039
	CHINA,PEOPLE'S REP.(MAINLAND)		144	21,669
4412134050	PLYWD PANELS OUTR PLY SPEC TROP WD,<= 3.6X1.2X2.2	M3	54	19,780
	BRAZIL		54	19,780
4412134060	PLYWD OUTR PLY SPEC TRP WD, <6MM THICK,NT SURF COV	M3	9,371	3,068,550
	BRAZIL		7,737	2,656,429
	GUYANA		1,502	337,625
	INDONESIA		132	74,496
4412134070	PLYWD OUTR PLY SPEC TROP WOOD,SURFCE COV W/ CLEAR	M3	4,944	1,459,871
	BRAZIL		4,338	1,293,935
	CHINA (TAIWAN)		518	118,816
	INDONESIA		88	47,120
4412135160	PLYWD OUTR PLY TRPCL WD SHEETS WD ONLY NT SRFC COV	M3	9,955	2,319,145
	BRAZIL		9,955	2,319,145
4412136000	PLYWD OUT PLY SPEC TROP WD,SHEETS WD ONLY,NESOI	M3	1,427	441,584
	BRAZIL		397	181,773
	CHINA,PEOPLE'S REP.(MAINLAND)		43	10,184
	GUYANA		947	225,927
	MALAYSIA		40	23,700
4412139100	PLYWD, SHEETS WD ONLY, NESOI	M3	8	3,253
	BRAZIL		8	3,253
4412142510	PLYWD SPANISH CEDAR FACE HDWD OUTR ONLY WOOD SHEET	M3	12,736	4,838,790
	BRAZIL		12,736	4,838,790
4412143150	PLYWD OUTER PLY HARDWD SHEETS WD ONLY 3.6X1.2X2.2	M3	233	47,861
	BRAZIL		233	47,861
4412143160	PLYWD OUTER PLY HDWD SHEETS WD ONLY NT SURFACE COV	M3	5,232	1,418,818
	BRAZIL		5,232	1,418,818
4412143170	PLYWD OUTR PLY HARDWD, SHEETS WD ONLY SURFCE COVER	M3	153	54,864
	BRAZIL		153	54,864
4412191000	PLYWD PARANA PINE FACE SFTWD OUTER, SHEETS WD ONLY	M3	373	60,320
	BRAZIL		373	60,320
4412194019	PLYWD OUTR PLIES SFTWD 1 DOUGLAS FIR ALL WD NESOI	M3	7,965	1,592,954
	BRAZIL		7,965	1,592,954
4412194031	PLYWD 1 OUT PLY S PINE ETC 2 OUT PLIES SFTWD ROUGH	M3	13,557	2,349,981
	BRAZIL		13,557	2,349,981
4412194039	PLYWD 1 OUT PLY S PINE ETC 2 OUTR PLIES SFTW NESOI	M3	41,682	9,743,291
	ARGENTINA		2,643	386,651
	BRAZIL		26,898	5,593,971
	CHILE		12,141	3,762,669
4412194059	PLYWD ONE OUTER PLY AGATHIS, SOLELY WOOD, NESOI	M3	35	12,022
	ARGENTINA		35	12,022
4412194069	PLYWD BOTH OUTER PLIES SOFTWD WD SHEETS ONLY NESOI	M3	96	19,772
	BRAZIL		96	19,772
4412195050	PLYWOOD, BOTH OUTER PLIES OF CONIFEROUS WOOD NESOI	M3	348	57,200
	BRAZIL		348	57,200
4412223110	PLYWD SPAN CED FACE,1 PLY TROP,NOT SURFACE COVERED	M3	166	51,136
	BRAZIL		166	51,136
4412223160	PLYWD, 1 PLY TROP, OV 3.6MMX1.2MX2.2M, NT SURF COV	M3	948	225,178
	BRAZIL		948	225,178
4412223170	PLYWOOD, 1 PLY TROPICAL WOOD, NESOI	M3	74	31,608
	BRAZIL		74	31,608
4412293640	PLYWD MAHOGANY FACE, 1 PLY NONCON, NOT SURFACE COV	M3	295	132,629
	BRAZIL		295	132,629
4412293660	PLYWD, 1 PLY NONCON, OV 3.6MMX1.2MX2.2M,NT SUF COV	M3	1,476	340,441
	BRAZIL		1,476	340,441
4412293670	PLYWOOD, 1 PLY OF NONCONIFEROUS WOOD, NESOI	M3	125	28,163
	BRAZIL		125	28,163
4412294600	PLYWOOD, 1 PLY NONCONIFEROUS WOOD, SURFACE COVERED	M3	40	23,700
	MALAYSIA		40	23,700
4412921000	PLYWD PARANA PINE FACE PLY TROPICAL OUTER PLY	M3	545	101,037
	BRAZIL		545	101,037
4412929140	VEAN PANELS VIRGINIA PINE FACE 1TROPICAL OUTER PLY	M3	1,309	240,643
	BRAZIL		1,309	240,643
4412994600	PLYWOOD NOT/OR SURFACE COVERED CLEAR MATERAL NESOI	M3	53	12,008
	BRAZIL		53	12,008
4412999640	VENEER PANELS, LAM WD FACE PLY VIRGINIA PINE, ETC	M3	15,581	2,928,965

TABLE - 2 IMPORTS INTO PUERTO RICO FROM FOREIGN COUNTRIES, BY COMMODITY AND COUNTRY OF ORIGIN
FISCAL YEAR 2003

COMM CODE	DESCRIPTION AND COUNTRY	UNIT	QUANTITY	VALUE - $
	ARGENTINA		760	142,286
	BRAZIL		14,730	2,759,408
	CHILE		91	27,271
4414000000	WOODEN FRAMES PAINTINGS, PHOTOGRAPHS, MIRRORS, ETC	NO	634,914	884,583
	ARGENTINA		35	2,233
	BRAZIL		7,732	57,583
	CHINA (TAIWAN)		6,835	44,831
	CHINA,PEOPLE'S REP.(MAINLAND)		230,346	413,593
	DOMINICAN REPUBLIC		3	4,444
	HONG KONG		5,380	12,199
	MEXICO		97	4,121
	SPAIN		317,705	292,370
	UNITED KINGDOM OF GT BRITAIN		66,781	53,209
4415103000	PACKING BOXES/CASES SOLID SIDE LIDS/BOTTOMS, WOOD	NO	32,664	16,225
	CHILE		32,664	16,225
4415109000	CRATES, DRUMS, SIMILAR PACKINGS CABLE DRUMS, WOOD	NO	18,859	86,388
	DOMINICAN REPUBLIC		18,851	81,788
	MEXICO		8	4,600
4415208000	PALLETS, BOX-PALLETS, LOAD BOARDS, OF WOOD, NESOI	NO	179,778	62,313
	BRAZIL		35,526	9,641
	CHILE		144,252	52,672
4416003020	CASKS, BARRELS, HOGSHEADS, USED, ASSEMBLED, WOOD	NO	2,406	63,331
	CANADA		2,406	63,331
4417002000	BROOM/MOP HANDLES >1.9CM DIAMETER >97CM LONG, WOOD	NO	844,806	193,802
	BRAZIL		137,926	29,923
	HONDURAS		648,000	118,563
	MEXICO		32,000	7,946
	PANAMA		26,880	37,370
4417008010	TOOLS HANDLES OF WOOD	X		306,305
	ARGENTINA			12,901
	BRAZIL			162,011
	CHINA (TAIWAN)			43,761
	CHINA,PEOPLE'S REP.(MAINLAND)			2,019
	EL SALVADOR			2,288
	MEXICO			16,417
	PARAGUAY			51,406
	SPAIN			15,502
4417008090	TOOLS TOOL/BRUSH/BROOM BODIES SHOE LAST/TREE, WOOD	X		65,302
	BRAZIL			49,521
	CHINA (TAIWAN)			2,322
	CHINA,PEOPLE'S REP.(MAINLAND)			13,459
4418100000	WINDOWS, FRENCH-WINDOWS AND THEIR FRAMES, OF WOOD	NO	18,397	314,953
	BRAZIL		6,080	97,226
	CANADA		275	19,122
	CHILE		14	3,553
	DOMINICAN REPUBLIC		205	77,167
	TRINIDAD AND TOBAGO		33	2,584
	VENEZUELA		11,790	115,301
4418204000	FRENCH DOORS, OF WOOD	NO	3,081	223,826
	BRAZIL		3,031	219,085
	TRINIDAD AND TOBAGO		50	4,741
4418208030	FLUSH DOORS, OF WOOD	NO	274,742	4,576,630
	BRAZIL		271,974	4,452,257
	CANADA		655	67,144
	DOMINICAN REPUBLIC		573	38,841
	MEXICO		1,540	18,388
4418208060	DOORS AND THEIR FRAMES, THRESHOLDS, OF WOOD, NESOI	NO	487,889	7,562,389
	BRAZIL		458,071	6,139,035
	CANADA		2	3,252
	CHILE		18	9,485
	CHINA,PEOPLE'S REP.(MAINLAND)		1,950	417,795
	COLOMBIA		102	29,008
	DOMINICAN REPUBLIC		418	37,718
	HONDURAS		291	6,764
	INDONESIA		22,074	495,737
	MEXICO		1,145	186,726
	PANAMA		2,487	131,038
	SPAIN		347	23,025

TABLE - 2 IMPORTS INTO PUERTO RICO FROM FOREIGN COUNTRIES, BY COMMODITY AND COUNTRY OF ORIGIN
FISCAL YEAR 2003

COMM CODE	DESCRIPTION AND COUNTRY	UNIT	QUANTITY	VALUE - $
	TRINIDAD AND TOBAGO		984	82,806
4418300000	PARQUET PANELS, OF WOOD	M2	1,162	11,299
	ARGENTINA		915	2,744
	ITALY		247	8,555
4418500010	WESTERN RED CEDAR SHINGLES	SQ	124	12,028
	CANADA		124	12,028
4418500050	SHAKES OF WOOD	SQ	1,325	40,673
	BRAZIL		1,300	37,345
	SPAIN		25	3,328
4418904550	PREFABRICATED PARTITIONS & PANELS FOR BUILDINGS WD	X		25,709
	BRAZIL			13,580
	COLOMBIA			4,060
	SPAIN			8,069
4418904590	BUILDERS' JOINERY AND CARPENTRY OF WOOD, NESOI	X		750,883
	BRAZIL			729,119
	HONDURAS			4,674
	ITALY			14,815
	SPAIN			2,275
4419008000	TABLEWARE AND KITCHENWARE, OF WOOD, NESOI	X		325,072
	BRAZIL			32,717
	CHINA,PEOPLE'S REP.(MAINLAND)			252,711
	DOMINICAN REPUBLIC			21,974
	ECUADOR			2,017
	ITALY			15,653
4420100000	STATUETTES AND OTHER ORNAMENTS, OF WOOD	X		850,341
	BRAZIL			4,320
	CHILE			4,632
	CHINA,PEOPLE'S REP.(MAINLAND)			503,169
	COLOMBIA			14,962
	HAITI			9,740
	INDIA			20,442
	INDONESIA			46,442
	ITALY			2,574
	KENYA			6,350
	MEXICO			51,632
	PERU			36,245
	SPAIN			138,447
	THAILAND			9,142
	VENEZUELA			2,244
4420904500	JEWELRY BOXES, ETC WOOD, NOT LINED TEXTILE FABRIC	NO	26,724	26,471
	CHINA,PEOPLE'S REP.(MAINLAND)		26,724	26,471
4420906500	JEWELRY BOXES, ETC WOOD LINED WITH TEXTILE FABRICS	KG	948	7,194
	CHINA,PEOPLE'S REP.(MAINLAND)		456	3,557
	HONG KONG		492	3,637
4420908000	WOOD MARQUETRY, INLAID WOOD, CASKETS, ETC, NESOI	X		123,781
	CANADA			28,789
	CHINA,PEOPLE'S REP.(MAINLAND)			92,975
	SPAIN			2,017
4421100000	CLOTHES HANGERS, OF WOOD	X		38,169
	CHINA,PEOPLE'S REP.(MAINLAND)			38,169
4421903000	WOOD BLINDS/SHUTTERS/SCREENS CENTER LOUVER BOARDS	X		2,370
	SOUTH AFRICA,REP.OF			2,370
4421904000	WOOD BLINDS, SHUTTERS, SCREENS, SHADES, NESOI	X		66,244
	CHINA,PEOPLE'S REP.(MAINLAND)			59,729
	SOUTH AFRICA,REP.OF			2,672
	SPAIN			3,843
4421905000	TOOTHPICKS, OF WOOD	X		36,705
	CHINA,PEOPLE'S REP.(MAINLAND)			36,705
4421906000	SKEWERS/CANDY STICKS & SIMILAR SMALL WARES OF WOOD	X		91,024
	CANADA			32,448
	CHINA,PEOPLE'S REP.(MAINLAND)			16,233
	THAILAND			42,343
4421907020	FENCE SECTIONS, ASSEMBLED, OF WOOD	X		20,798
	BRAZIL			15,789
	COLOMBIA			5,009
4421907040	PICKETS, PALINGS, POSTS AND RAILS, SAWN, OF WOOD	X		8,722
	ITALY			8,722
4421908024	CLOTHESPINS SPRING-TYPE VALUED NOT OVER $.80 GR WD	GRS	40,242	24,011

TABLE - 2 IMPORTS INTO PUERTO RICO FROM FOREIGN COUNTRIES, BY COMMODITY AND COUNTRY OF ORIGIN
FISCAL YEAR 2003

COMM CODE	DESCRIPTION AND COUNTRY	UNIT	QUANTITY	VALUE - $
	CHINA,PEOPLE'S REP.(MAINLAND)		40,242	24,011
4421908027	CLOTHESPINS SPRING-TYPE WD OV $.80 NT OV $1.35 GR	GRS	25,845	23,072
	CHINA,PEOPLE'S REP.(MAINLAND)		25,845	23,072
4421908030	CLOTHESPINS SPRING-TYPE WD OV $1.35 NT OV $1.70 GR	GRS	4,500	6,660
	CHINA,PEOPLE'S REP.(MAINLAND)		4,500	6,660
4421908033	CLOTHESPINS SPRING-TYPE WOOD, OVER $1.70 GROSS	GRS	4,398	17,733
	CHINA,PEOPLE'S REP.(MAINLAND)		4,398	17,733
4421908500	CLOTHESPINS, OF WOOD, NESOI	GRS	17,258	16,121
	CHINA,PEOPLE'S REP.(MAINLAND)		17,258	16,121
4421909740	ARTICLES OF WOOD, NESOI	X		521,397
	BRAZIL			61,173
	CANADA			52,150
	CHINA (TAIWAN)			13,520
	CHINA,PEOPLE'S REP.(MAINLAND)			163,185
	DOMINICAN REPUBLIC			23,769
	GERMANY			5,355
	HAITI			11,559
	HONDURAS			72,163
	INDONESIA			72,660
	MEXICO			8,733
	PHILIPPINES			10,190
	SPAIN			26,940
	CORK AND ARTICLES OF CORK	TOTAL	814	52,639
4503104000	NAT CORK/STOPPERS NESOI TAPERD OV 19MM MAX DIAMETR	KG	474	2,041
	SPAIN		474	2,041
4504104700	CORKS/STOPPERS/DISKS/WAFERS, ETC AGGLOM CORK NESOI	KG	340	4,973
	PORTUGAL		340	4,973
4504900000	AGGLOMERATED CORK AND ARTICLES OF CORK, NESOI	X		45,625
	CHINA (TAIWAN)			45,625
	MANUFACTURES OF STRAW, OF ESPARTO OR OF OTHER PLAITING MATERIALS; BASKETWARE AND WICKERWORK	TOTAL	413,985	596,163
4601202000	MATS, MATTING AND SCREENS OF RATTAN WEBBING	M2	6,410	39,190
	CHINA,PEOPLE'S REP.(MAINLAND)		6,410	39,190
4601204000	MATS ETC WOVEN PART ASSEMBLED BAMBOO/RATTAN/WILLOW	X		15,965
	CHINA,PEOPLE'S REP.(MAINLAND)			15,965
4601206000	MATS ETC OTHER WOVEN/PART ASSEMBLD VEG MAT'L NESOI	X		16,425
	MADAGASCAR			16,425
4601208000	FLOOR COVERINGS VEG MAT'L BOUND STRAND/WOVEN SHEET	X		2,641
	CHINA,PEOPLE'S REP.(MAINLAND)			2,641
4601912000	PLAIT ETC BAMBOO/RATTAN/WILLOW/WOOD STRANDS/SHEETS	X		9,404
	CHINA,PEOPLE'S REP.(MAINLAND)			9,404
4601914000	PLAIT/PRDCT VEG MAT'L NESOI STRANDS OR WOVEN SHEET	X		16,425
	MADAGASCAR			16,425
4601999000	PLAITS & SIM PROD, PLAIT MAT, EXC VEG MATS, NESOI	X		4,335
	CHINA,PEOPLE'S REP.(MAINLAND)			4,335
4602100700	BASKETS/BAGS NESOI WHTR OR NOT LINED BAMBOO:WICKER	NO	50,404	32,017
	CHINA,PEOPLE'S REP.(MAINLAND)		50,404	32,017
4602100900	BASKETS/BAGS VEGETABLE MATERIAL OF BAMBOO, NESOI	NO	104,851	46,257
	CHINA,PEOPLE'S REP.(MAINLAND)		104,851	46,257
4602101200	BASKETS NESOI, BAGS, WILLOW, WHETHER OR NOT LINED	NO	172,280	176,087
	CHINA,PEOPLE'S REP.(MAINLAND)		172,280	176,087
4602101400	BASKETS NESOI AND BAGS OF RATTAN/PALM LEAF:WICKERW	NO	3,516	4,944
	CHINA,PEOPLE'S REP.(MAINLAND)		3,516	4,944
4602101600	BASKETS AND BAGS OF RATTAN OR OF PALM LEAF, NESOI	NO	19,513	37,563
	BANGLADESH		553	3,137
	CHINA,PEOPLE'S REP.(MAINLAND)		18,960	34,426
4602101700	BASKETS NESOI AND BAGS, NESOI WICKERWORK,W/N LINED	NO	7,064	20,764
	CHINA,PEOPLE'S REP.(MAINLAND)		7,064	20,764
4602101800	BASKETS AND BAGS OF VEGETABLE MATERIAL, NESOI	NO	22,572	37,714
	CHINA,PEOPLE'S REP.(MAINLAND)		5,366	25,616
	INDONESIA		1,650	3,022
	PHILIPPINES		10,331	4,857
	VENEZUELA		5,225	4,219

TABLE - 2 IMPORTS INTO PUERTO RICO FROM FOREIGN COUNTRIES, BY COMMODITY AND COUNTRY OF ORIGIN
FISCAL YEAR 2003

COMM CODE	DESCRIPTION AND COUNTRY	UNIT	QUANTITY	VALUE - $
4602102100	LUGGAGE, HANDBAGS AND FLATGOODS OF BAMBOO	NO	3,360	1,411
	CHINA,PEOPLE'S REP.(MAINLAND)		3,360	1,411
4602102200	LUGGAGE, HANDBAGS AND FLATGOODS OF WILLOW	NO	279	1,340
	SPAIN		279	1,340
4602102500	LUGGAGE, HANDBAGS, FLATGOOD NESOI RATTAN/PALM LEAF	NO	8,172	6,468
	INDONESIA		172	468
	MADAGASCAR		8,000	6,000
4602102920	HANDBAGS OF VEGETABLE MATERIALS NESOI	NO	3,634	10,032
	INDIA		500	1,640
	INDONESIA		2,656	5,619
	SPAIN		478	2,773
4602102940	LUGGAGE AND FLATGOODS OF VEGETABLE MATERIALS NESOI	NO	11,930	8,418
	CHINA,PEOPLE'S REP.(MAINLAND)		1,500	4,750
	INDONESIA		240	528
	ITALY		60	468
	PHILIPPINES		10,130	2,672
4602103500	WICKERWORK, ARTICLES NESOI BAMBOO/RATTAN/WILLOW/WD	X		11,821
	CHINA,PEOPLE'S REP.(MAINLAND)			11,821
4602104500	WICKERWORK OF BAMBOO/RATTAN/WILLOW/WOOD, NESOI	X		54,287
	CHINA,PEOPLE'S REP.(MAINLAND)			33,644
	COLOMBIA			4,843
	INDONESIA			2,459
	PHILIPPINES			13,341
4602106000	WICKERWORK/OTHR ARTCLS VEG MATRL,NESOI, WICKERWORK	X		7,791
	CHINA,PEOPLE'S REP.(MAINLAND)			7,791
4602108000	BASKETWORK AND OTHR ARTCL OF VEGETALBE MATRL NESOI	X		7,382
	CHINA,PEOPLE'S REP.(MAINLAND)			7,382
4602900000	BASKETWORK/OTHR ARTCL OF NON-VEGETALBE MATRL NESOI	X		27,482
	COLOMBIA			3,492
	ITALY			21,475
	PHILIPPINES			2,515
	PULP OF WOOD OR OF OTHER FIBROUS CELLULOSIC MATERIAL; WASTE AND SCRAP OF PAPER OR PAPERBOARD; PAPER AND PAPERBOARD AND ARTICLES THEREOF	TOTAL		136,180,912
	PAPER AND PAPERBOARD; ARTICLES OF PAPER PULP, OF PAPER OR OF PAPERBOARD	TOTAL		104,760,386
4801000020	NEWSPRINT PAPER, STANDARD, IN ROLLS OR SHEETS	T	91,895	35,009,067
	AUSTRIA		18	5,550
	CANADA		87,904	33,497,335
	CHILE		3,973	1,506,182
4801000040	NEWSPRINT OTHER THAN STANDARD, IN ROLLS OR SHEETS	T	7,433	3,694,607
	CANADA		7,433	3,694,607
4802204040	PPR/PBRD FOR PHOTO/HEAT/ELECTRO SENSITIVE NESOI	KG	23,848	18,364
	COLOMBIA		23,848	18,364
4802543000	PPR/PPRBRD UNCD NOV 10% MECH LT 40G/M2 RLS/SH	KG	419,243	456,893
	ARGENTINA		23,850	25,289
	AUSTRIA		18,138	16,395
	CZECH REPUBLIC		255,497	317,286
	GERMANY		76,160	59,461
	NETHERLANDS		14,075	10,967
	POLAND		17,541	12,798
	SPAIN		13,982	14,697
4802551000	WRTNG & CVR PPR, NOV 10% MECH 40-150 G/M2 WD>15 CM	KG	388,389	442,825
	ARGENTINA		20,034	23,342
	CANADA		21,387	32,342
	COLOMBIA		20,000	27,150
	CZECH REPUBLIC		217,636	245,165
	NETHERLANDS		72,231	65,553
	SWEDEN		37,101	49,273
4802554000	PPR/PRBRD UNCTD NOV 10% MCH NESOI 40-150G/M2 ROLLS	KG	424,343	423,309
	BRAZIL		49,501	45,052
	CZECH REPUBLIC		138,698	164,193
	FINLAND		84,789	43,730
	ITALY		42,247	51,146

TABLE - 2 IMPORTS INTO PUERTO RICO FROM FOREIGN COUNTRIES, BY COMMODITY AND COUNTRY OF ORIGIN
FISCAL YEAR 2003

COMM CODE	DESCRIPTION AND COUNTRY	UNIT	QUANTITY	VALUE - $
	MEXICO		64,470	79,362
	SWEDEN		44,638	39,826
4802557040	PPR/PBRD FOR GRAPHIC ETC WT40-150 G/M2 NESOI ROLLS	KG	99,213	70,142
	BRAZIL		99,213	70,142
4802561000	CVR PPR UNCTD NT>10%MCH/CHM 40-150G/M2>360MM>150MM	KG	320,030	211,004
	ARGENTINA		320,030	211,004
4802564000	PPR/PRBRD NOV 10% MCH NESOI 40-150G/M2 >360X150MM	KG	42,064	38,191
	ARGENTINA		18,216	20,093
	COLOMBIA		23,848	18,098
4802566000	BASIC PPR, UNCTD, WT 40-150G/M2, WD <435X297CM ETC	KG	45,494	34,898
	COLOMBIA		45,494	34,898
4802567040	PPR/PBRD WT 40-15-G/M2 W/SIDES<435X297MM NESOI	KG	38,880	26,660
	SPAIN		19,440	13,330
	SWEDEN		19,440	13,330
4802571000	WRTNG & CVR PPR NOV 10% MECH NESOI,40-150 G/M2 SHT	KG	374,235	262,596
	ARGENTINA		66,837	43,151
	BRAZIL		307,398	219,445
4802574000	PPR/PRBRD UNCTD NOV 10% MCH NESOI 40-150G/M2 RL/SH	KG	168,508	152,814
	BRAZIL		88,622	63,136
	KOREA,REP. OF (SOUTH KOREA)		908	4,236
	SWEDEN		55,353	58,858
	URUGUAY		23,625	26,584
4802613000	PPR/PRBRD UNCTD OV 10% MECH WD>15CM NESOI ROLL/SH	KG	3,198,953	1,436,776
	CANADA		2,377,819	968,088
	FINLAND		42,225	20,597
	NORWAY		733,305	420,020
	VENEZUELA		45,604	28,071
4802616040	PPR/PBRD FOR GRAPHIC ETC >10% MECH FBER, NESOI,RLL	KG	1,545,727	1,654,909
	BRAZIL		68,100	49,054
	CANADA		1,353,221	1,516,201
	GERMANY		49,477	36,656
	SWEDEN		74,929	52,998
4802621000	WRTNG/CVR PPR UNCTD OV 10% MECH FBR,>360X150MM,SHT	KG	19,888	18,040
	PORTUGAL		19,888	18,040
4802623000	PPR/PPRBOARD UNCTD >10% MECH >360X150MM NESOI ST	KG	8,041,309	5,145,511
	AUSTRIA		377,251	295,399
	BELGIUM		97,696	68,079
	BRAZIL		5,416,685	3,100,509
	CHINA,PEOPLE'S REP.(MAINLAND)		28,534	25,538
	COLOMBIA		518,165	462,365
	FINLAND		558,819	434,702
	GERMANY		245,802	197,836
	KOREA,REP. OF (SOUTH KOREA)		638,147	434,939
	MEXICO		87,535	61,124
	NETHERLANDS		72,675	65,020
4802626040	PPR/PBRD FOR GRAPHIC ETC NESOI W/SIDES >360X297MM	KG	39,690	27,346
	SWEDEN		39,690	27,346
4802691000	WRITING/COVER PPR UNCTD OV 10% MECH FBR, NESOI	KG	174,612	210,369
	AUSTRIA		20,925	15,928
	BRAZIL		17,965	27,824
	INDONESIA		55,103	87,295
	ITALY		80,619	79,322
4802693000	PPR/PPRBOARD UNCTD >10 MECH, LESS 435X297MM, NESOI	KG	26,448	72,783
	GERMANY		26,448	72,783
4803002000	CELLULOSE WADDING IN ROLL/RECTANGULR SHEET OV 36CM	KG	7,418	6,462
	EL SALVADOR		7,418	6,462
4803004000	TOILET/ETC STOCK PPR HSEHLD/SANTRY ROLL/SH OV 36 C	KG	750,270	715,808
	BRAZIL		254,529	227,232
	CANADA		12,673	19,641
	COLOMBIA		93,846	87,590
	EL SALVADOR		3,775	6,223
	GUATEMALA		5,086	9,980
	PANAMA		17,840	22,656
	SPAIN		46	2,258
	VENEZUELA		362,475	340,228
4804190000	KRAFTLINER, UNCOATED, BLEACHED, IN ROLLS OR SHEETS	KG	872,037	479,021
	CANADA		872,037	479,021
4804210000	SACK KRAFT PAPER UNCOATED UNBLEACHED, ROLLS/SHEETS	KG	799,052	540,131

TABLE - 2 IMPORTS INTO PUERTO RICO FROM FOREIGN COUNTRIES, BY COMMODITY AND COUNTRY OF ORIGIN
FISCAL YEAR 2003

COMM CODE	DESCRIPTION AND COUNTRY	UNIT	QUANTITY	VALUE - $
	AUSTRIA		16,712	15,964
	CANADA		68,787	38,521
	ESTONIA		71,676	47,844
	MEXICO		147,250	78,116
	SWEDEN		494,627	359,686
4804290000	SACK KRAFT PAPER UNCOATED BLEACHED IN ROLLS/SHEETS	KG	1,549,467	1,405,229
	BRAZIL		372,274	242,640
	CANADA		485,388	327,849
	COSTA RICA		607,581	696,030
	ITALY		75,381	129,610
	SPAIN		8,843	9,100
4804314020	KRAFT BAG/SACK PPR UNCTD UNBLCH 150G/M2/LESS RL/SH	KG	23,710	40,942
	ITALY		23,710	40,942
4804314040	KRAFT WRAPPING PPR UNCTD NESOI UNBLCH 150G/M2/LESS	KG	6,649	42,858
	ITALY		6,649	42,858
4804316000	KRAFT PPR/PPRBRD UNCTD NESOI UNBLCHD 150G/M2/LESS	KG	340	2,041
	GERMANY		340	2,041
4804394020	KRAFT BAG/SACK UNCTD BLEACHED 150G/M2/LESS ROLL/SH	KG	27,275	45,937
	ITALY		27,275	45,937
4804394040	KRAFT WRAPPING PPR UNCTD NESOI BLCHD 150G/M2/LESS	KG	79,334	235,572
	BRAZIL		46,307	139,571
	CHINA,PEOPLE'S REP.(MAINLAND)		8,918	26,914
	COLOMBIA		3,104	11,866
	DENMARK		11,615	29,106
	GERMANY		6,802	19,800
	KOREA,REP. OF (SOUTH KOREA)		2,588	8,315
4804396040	KRAFT PPR/PPRBRD UNCTD NESOI BLCHD 150G/M2 OR LESS	KG	26,416	213,840
	CHINA,PEOPLE'S REP.(MAINLAND)		4,412	11,189
	DOMINICAN REPUBLIC		3,161	6,900
	SWEDEN		714	2,201
	THAILAND		17,774	191,250
	VENEZUELA		355	2,300
4804412000	KRFT WRAPPNG PPR UNCTD UNBLCHD OV 150 < 225G/M2 RL	KG	238	2,460
	FRANCE		238	2,460
4804510000	KRFT PPR/PPRBRD UNCTD UNBLCHD 225G/M2/MORE RLL/SHT	KG	9,771,904	4,019,843
	GERMANY		147,425	118,858
	VENEZUELA		9,624,479	3,900,985
4805110000	SEMICHEMICAL FLUTNG PPR (CORRUGATNG MED) UNCTD RLL	KG	10,189,241	3,078,354
	CANADA		9,999,297	3,001,102
	CHILE		49,534	20,080
	COSTA RICA		140,410	57,172
4805500000	FELT PAPER/PAPERBOARD EX KRAFT UNCTD, ROLLS/SHEETS	KG	45,387	24,872
	CANADA		45,387	24,872
4805911010	FOLDNG CRTN BRD,UNCTD MULTI-PLY WT 150G/2 OR LESS	KG	6,466	4,932
	GERMANY		6,466	4,932
4805911090	MULTI-PLY PPR/PRBRD, WT>150G/M2, NESOI	KG	1,024,880	810,934
	BRAZIL		106,065	84,624
	COLOMBIA		658,356	494,150
	GERMANY		24,245	20,614
	MEXICO		16,474	65,004
	NETHERLAND ANTIL. EXC ARUBA		1,657	2,250
	VENEZUELA		156,693	108,835
	VIETNAM		61,390	35,457
4805924040	PPR/PBRD EX KRF UNCTD WT 151-225 G/M2 NESOI, RL/ST	KG	45,152	38,266
	CHILE		45,152	38,266
4805932000	PRESSBOARD EX KRAFT UNCTD 225G/M2 OR MORE ROLL/SHT	KG	175,104	84,866
	GERMANY		175,104	84,866
4806100000	VEGETABLE PARCHMENT PAPER, IN ROLLS OR SHEETS	KG	8,010	2,670
	TRINIDAD AND TOBAGO		8,010	2,670
4806200000	GREASEPROOF PAPER (AS MANUFACTURED) IN ROLLS/SHEET	KG	161,365	289,318
	FINLAND		20,461	27,337
	SWEDEN		140,904	261,981
4808300000	KRAFT PPR/PBRD EX SACK, CREPE OR CRINKLED NESOI RL	KG	17,889	52,951
	EL SALVADOR		17,889	52,951
4808906000	PAPER & PPRBOARD NESOI, PERFORATED IN ROLLS/SHEETS	KG	8,769	17,054
	BRAZIL		7,177	11,062
	CHINA,PEOPLE'S REP.(MAINLAND)		1,592	5,992
4809104000	CARBON/SIMLR COPYING PPR OVR 15G/M2 RLL/SHT OV 36C	KG	6,867	15,164

TABLE - 2 IMPORTS INTO PUERTO RICO FROM FOREIGN COUNTRIES, BY COMMODITY AND COUNTRY OF ORIGIN
FISCAL YEAR 2003

COMM CODE	DESCRIPTION AND COUNTRY	UNIT	QUANTITY	VALUE - $
	MEXICO		6,867	15,164
4809904000	DECALCOMANIA PAPER, SIMPLEX, IN ROLL/SHEET OV 36 C	KG	142	4,251
	COLOMBIA		142	4,251
4809907000	COPYING/TRANSFER PPR IMPREG COATD/BOTH ETC OV 36CM	KG	72,454	120,603
	CHILE		21,703	17,917
	CHINA (TAIWAN)		4,128	23,265
	JAPAN		46	2,250
	MEXICO		45,509	38,373
	UNITED KINGDOM OF GT BRITAIN		1,068	38,798
4809908000	COPYING/TRANSFER PAPERS NESOI IN ROLL/SHTS OV 36 C	KG	243	3,548
	SPAIN		243	3,548
4810131900	PPR/PBRD WRITNG ETC CLAY CTD <150G/M2,WD>15CM,NESO	KG	326,444	296,801
	FINLAND		131,010	112,225
	GERMANY		22,312	20,167
	PORTUGAL		110,730	97,213
	SWEDEN		62,392	67,196
4810132090	PPR/BRD WRTNG CLY CTD BTH SDE WD>15CM, WT>150G/M2	KG	453,270	305,438
	ARGENTINA		115,029	77,273
	AUSTRIA		123,246	74,383
	FINLAND		40,711	36,751
	SPAIN		174,284	117,031
4810135000	PPR/PBRD FOR GRAPHICS CTD NESOI PRNT/EMBSSD ROLLS	KG	20,645	16,475
	ITALY		20,645	16,475
4810141900	PPR/PBRD WRITG,CLAY CTD<150G/M2,1SD>360MM ETC,NESO	KG	874,420	739,174
	ARGENTINA		137,490	92,892
	BELGIUM		41,236	30,773
	PORTUGAL		210,601	192,312
	SPAIN		444,319	381,892
	SWEDEN		40,774	41,305
4810142010	PPR/PBRD WRTNG CLY CTD 1-SD WD>360X150MM,WT>150GM2	KG	19,056	14,621
	GERMANY		19,056	14,621
4810142090	PPR/BRD WRTNG CLY CTD BTH SD WD>360X150MM,WT>150GM	KG	978,422	671,911
	ARGENTINA		405,791	277,240
	AUSTRIA		126,917	75,604
	FINLAND		80,119	61,088
	GERMANY		21,753	19,202
	PORTUGAL		42,345	31,452
	SPAIN		301,497	207,325
4810147040	PPR/PBRD COATED SIDES >432X297MM, NESOI, IN SHEETS	KG	8,032	10,829
	SPAIN		8,032	10,829
4810192090	PPR/BRD WRTNG NESOI WD<435X294MM,WT>150G/M2 SHEETS	KG	1,156,121	924,031
	FINLAND		399,296	306,219
	GERMANY		55,182	40,834
	INDONESIA		20,921	35,791
	PORTUGAL		103,893	88,095
	SPAIN		576,829	453,092
4810221000	PPR,LGHT-WGH CTD WRTNG WD>15X36X15CM,>10% MECH	KG	4,200,418	3,284,475
	CANADA		356,410	277,481
	FINLAND		3,186,276	2,504,964
	GERMANY		99,013	67,067
	ITALY		418,990	321,396
	SPAIN		139,729	113,567
4810225044	HOLE-PUNCHED LOOSELEAF LTWGHT CTD PPR,MECH OR CHEM	KG	42,698	53,988
	BRAZIL		42,698	53,988
4810291000	PPR/PBRD EX LIT-WGH WRTNG WD>15X36X15CM, >10 MECH	KG	504,096	485,915
	AUSTRIA		20,431	28,140
	FINLAND		317,255	307,736
	FRANCE		44,755	17,796
	ITALY		121,655	132,243
4810295000	PPR/PBRD CTD W/CLY NESOI PRNT/EMBSSDETC CUT SIZE	KG	17,251	27,997
	INDONESIA		17,251	27,997
4810297040	PPR/PBRD EX LIT-WGH WRTNG CLY CTD>10% MECH NESOI	KG	19,775	18,404
	GERMANY		19,775	18,404
4810311040	BASE STCK FOR TRYS ETC BLCH CLY CTD,WT<150G/M2 ETC	KG	19,014	25,775
	NORWAY		19,014	25,775
4810313000	CARDS, NOT PUNCHED FR PUNCH CARD MACHINE, <151G/M2	KG	20,269	22,879
	SWEDEN		20,269	22,879
4810921400	PPR/PBRD EX KRF/GRPHC CLAY CTD MULTIPLY LT 150G/M2	KG	1,148,414	488,728

TABLE - 2 IMPORTS INTO PUERTO RICO FROM FOREIGN COUNTRIES, BY COMMODITY AND COUNTRY OF ORIGIN
FISCAL YEAR 2003

COMM CODE	DESCRIPTION AND COUNTRY	UNIT	QUANTITY	VALUE - $
	VENEZUELA		1,148,414	488,728
4810991000	PPR/PBRD EX KRFT/GRPHI CLY CTD NESOI WD>15X36X15CM	KG	60,549	61,337
	SWEDEN		60,549	61,337
4811411000	PPR/PBRD PRESSURE-SENSTVE WD>15X36X15CM STRIPS/RLL	KG	39,400	154,786
	ITALY		37,140	149,782
	SPAIN		2,260	5,004
4811412000	PPR/PBRD PRESSURE-SENSTVE, IN STRIPS OR ROLLS	KG	35,764	147,892
	ITALY		34,083	141,671
	SPAIN		1,681	6,221
4811491000	PPR/PBRD GUMMED/ADHESIVE NESOI WD>15X36X15CM STRIP	KG	7,724	20,597
	ITALY		7,724	20,597
4811512010	BASE STCK MLK CRTN/BEV CNT, CTD IMPRG COV PLASTICS	KG	217,588	697,052
	MEXICO		217,588	697,052
4811592000	PRNTING PAPER,NOT BLECHD WT<150G/M2, WD>15X36X15CM	KG	1,622,823	1,326,138
	ARGENTINA		253,475	216,261
	AUSTRIA		211,812	175,409
	BRAZIL		183,331	174,697
	CANADA		18,032	28,158
	COLOMBIA		493,139	383,593
	FINLAND		40,927	36,994
	NETHERLANDS		180,905	157,189
	THAILAND		241,202	153,837
4811596000	PPR/PBRD NESOI CTD/IMPG/COV PLAST LT 150G/M2, RLLS	KG	465	2,281
	GERMANY		465	2,281
4811606000	PPR/PBRD CTD/IMPG/COV WTH WAX/STEARIN/OIL,NESOI	KG	10,000	22,147
	EL SALVADOR		10,000	22,147
4811901000	HANDMADE PAPER, CTD/IMPG/COV/PRINTED ETC, ROLL/SHT	KG	2,500	5,433
	ITALY		2,500	5,433
4811908000	PPR/PBRD CELLULOSE ETC COATED ETC OV 30G/M2, NESOI	KG	9,983	30,419
	BRAZIL		637	5,243
	DENMARK		9,346	25,176
4811909000	OTHER PPR/PBRD CELLULOSE WADDING/FIBER ETC, NESOI	KG	46,468	120,627
	GERMANY		6,642	20,125
	ITALY		39,826	100,502
4812000000	FILTER BLOCKS, SLABS AND PLATES, OF PAPER PULP	KG	1,172	16,689
	UNITED KINGDOM OF GT BRITAIN		1,172	16,689
4813100000	CIGARETTE PAPER IN THE FORM OF BOOKLETS OR TUBES	KG	9,700	144,975
	SPAIN		9,700	144,975
4816100000	CARBON & SIMLR COPYING PAPERS, CUT TO SIZE/SHAPE	KG	1,755	10,128
	MEXICO		1,755	10,128
4816300000	DUPLICATOR STENCILS OF PAPER	KG	1,807	16,890
	MEXICO		1,807	16,890
4816900000	TRANSFER PPRS CUT TO SIZE/SHAPE & PPR OFFSET PLATE	KG	1,633	14,480
	ARGENTINA		1,261	10,155
	ITALY		372	4,325
4817100000	ENVELOPES OF PAPER/PAPERBOARD, FOR CORRESPONDENCE	THS	467	16,804
	CHILE		1	5,500
	COLOMBIA		96	3,782
	MEXICO		250	2,500
	SPAIN		120	5,022
4817202000	WRITING PPR SHEETS PREP AS COMBINATION SHTS/ENVELP	KG	19,179	27,073
	BRAZIL		15,989	18,569
	COLOMBIA		3,190	8,504
4817300000	PPR/PBRD BOXES/POUCHES/ETC CONT ASSORTMNT STATNERY	KG	79,214	72,511
	CHINA,PEOPLE'S REP.(MAINLAND)		72,291	51,582
	HONG KONG		6,923	20,929
4818100000	TOILET PAPER	KG	1,983,657	2,461,250
	BRAZIL		118,470	89,569
	CANADA		22,256	40,997
	CAYMAN ISLANDS		1,077	3,175
	CHINA,PEOPLE'S REP.(MAINLAND)		7,362	6,260
	COLOMBIA		442,529	514,629
	COSTA RICA		166,394	245,452
	EL SALVADOR		106,428	142,522
	MEXICO		435,462	551,286
	NETHERLAND ANTIL. EXC ARUBA		24,942	32,921
	PANAMA		26,081	31,285
	VENEZUELA		632,656	803,154

TABLE - 2 IMPORTS INTO PUERTO RICO FROM FOREIGN COUNTRIES, BY COMMODITY AND COUNTRY OF ORIGIN
FISCAL YEAR 2003

COMM CODE	DESCRIPTION AND COUNTRY	UNIT	QUANTITY	VALUE - $
4818200020	TOWELS OF PAPER PULP/PAPER/CELLULOSE WADDING/WEBS	KG	117,725	155,420
	CANADA		15,127	30,968
	COSTA RICA		25,592	36,415
	EL SALVADOR		7,241	9,780
	MEXICO		3,773	5,084
	NETHERLAND ANTIL. EXC ARUBA		51,242	51,424
	PANAMA		14,750	21,749
4818200040	HANDKERCHIEFS & CLEANSING/FACIAL TISSUES PAPER ETC	KG	1,063,620	1,624,325
	BRAZIL		349,694	258,161
	CHINA,PEOPLE'S REP.(MAINLAND)		64,413	54,299
	COLOMBIA		187,885	286,140
	ISRAEL		15,120	34,776
	ITALY		63,004	115,822
	KOREA,REP. OF (SOUTH KOREA)		10,662	67,406
	NETHERLAND ANTIL. EXC ARUBA		9,925	10,686
	SWITZERLAND		19,774	35,976
	TRINIDAD AND TOBAGO		336,711	747,235
	UNITED KINGDOM OF GT BRITAIN		6,432	13,824
4818300000	TABLECLOTHS & TABLE NAPKINS OF PAPER, PPR PULP ETC	KG	274,890	323,080
	BRAZIL		1,087	8,181
	COLOMBIA		15,434	35,359
	COSTA RICA		133,518	123,093
	DOMINICAN REPUBLIC		121,738	153,482
	EL SALVADOR		3,113	2,965
4818402000	SANITARY NAPKN/TAMPONS, DIAPERS,LNR ETC PAPER PULP	KG	729,751	2,105,899
	COLOMBIA		513,830	1,476,004
	ISRAEL		5,574	34,584
	TRINIDAD AND TOBAGO		191,408	563,215
	UNITED KINGDOM OF GT BRITAIN		18,939	32,096
4818404010	SANITARY NAPKINS/TAMPONS EX PPR PULP, OF PAPER ETC	KG	485,855	2,222,658
	BRAZIL		3,262	6,380
	CANADA		213,508	1,282,845
	COLOMBIA		61,387	157,726
	TRINIDAD AND TOBAGO		207,698	775,707
4818404030	DIAPERS & DIAPER LINERS EX PAPER PULP OF PAPER ETC	KG	1,350,360	3,276,255
	ARGENTINA		162,589	390,992
	BELGIUM		25,417	60,871
	BRAZIL		11,760	20,548
	EL SALVADOR		1,440	4,292
	ISRAEL		197,351	721,681
	MEXICO		951,803	2,077,871
4818404060	SANITARY ARTICLES NESOI OF PAPER, CELLULOS WAD/WEB	KG	59,144	150,091
	COLOMBIA		1,900	3,246
	ISRAEL		28,121	96,937
	TURKEY		29,123	49,908
4818500000	ARTCLS OF APPAREL/CLOTHING ACCESSORS OF PAPER ETC	KG	98,722	300,183
	CHINA,PEOPLE'S REP.(MAINLAND)		34,038	115,499
	DOMINICAN REPUBLIC		3,013	17,308
	HAITI		61,671	167,376
4818900000	BED SHEETS & SIMLR HOUSEHLD/HOSPITAL ART PPR NESOI	KG	27,860	78,638
	CHINA (TAIWAN)		543	2,437
	TRINIDAD AND TOBAGO		27,204	67,808
	UNITED KINGDOM OF GT BRITAIN		113	8,393
4819100020	SANITARY FOOD & BEV CNTNRS, CORRUGATED PPR/PPRBRD	KG	164,709	194,050
	GUATEMALA		164,709	194,050
4819100040	CARTONS/BOXES/CASES OF CORRUGATED PPR/PBRD, NESOI	KG	840,319	1,657,301
	CANADA		10,426	24,844
	CHINA (TAIWAN)		5,414	12,470
	CHINA,PEOPLE'S REP.(MAINLAND)		22,437	70,879
	COLOMBIA		18,014	37,702
	COSTA RICA		24,455	22,693
	DOMINICAN REPUBLIC		123,627	353,533
	GERMANY		3,950	14,304
	GUATEMALA		1,184	6,517
	JAMAICA		3,568	4,302
	LITHUANIA		6,281	4,320
	MEXICO		10,638	48,309
	NETHERLANDS		428	2,977

TABLE - 2 IMPORTS INTO PUERTO RICO FROM FOREIGN COUNTRIES, BY COMMODITY AND COUNTRY OF ORIGIN
FISCAL YEAR 2003

COMM CODE	DESCRIPTION AND COUNTRY	UNIT	QUANTITY	VALUE - $
	SPAIN		171,131	262,583
	SWEDEN		14,581	45,220
	THAILAND		57,008	93,516
	UNITED KINGDOM OF GT BRITAIN		170	3,194
	VENEZUELA		367,007	649,938
4819200020	SANITARY FOOD & BEV CNTNRS NON-CORRUGATED PPR/PBRD	KG	178,361	115,143
	VENEZUELA		178,361	115,143
4819200040	FLDNG CRTNS/BOXES/CASES OF NON-CORRUGATED PR NESOI	KG	997,400	3,336,292
	ARGENTINA		601	3,437
	CANADA		25,630	140,852
	CHINA,PEOPLE'S REP.(MAINLAND)		32,817	69,920
	COLOMBIA		26,647	57,113
	COSTA RICA		44,769	445,123
	DOMINICAN REPUBLIC		84,599	66,210
	ECUADOR		1,174	6,568
	EL SALVADOR		277,275	742,640
	FRANCE		3,575	15,230
	GERMANY		17,900	213,038
	GUATEMALA		5,162	19,192
	HONG KONG		27,479	29,348
	ITALY		14,777	32,674
	LEBANON		86	7,563
	MEXICO		255,697	646,676
	SPAIN		1,265	4,050
	SWITZERLAND		2,986	43,398
	UNITED KINGDOM OF GT BRITAIN		164,561	775,728
	VENEZUELA		10,400	17,532
4819300020	SHIPPNG SACKS/MULTIWALL BAGS BASE WIDTH 40CM>, PPR	KG	181,968	247,977
	BELGIUM		63,671	99,244
	MEXICO		57,060	46,889
	SIERRA LEONE		29,547	51,387
	SLOVENIA		31,690	50,457
4819300040	SACKS & BAGS, BASE WIDTH OF 40CM/MORE, PAPER NESOI	KG	177,683	340,730
	CHINA,PEOPLE'S REP.(MAINLAND)		66,089	134,570
	COLOMBIA		22,131	13,388
	FRANCE		167	4,320
	ITALY		1,896	11,032
	MEXICO		87,400	177,420
4819400020	SHIPPING SACKS/MULTIWALL BAGS BASE WIDTH <40CM, PP	KG	82,925	104,287
	EL SALVADOR		18,500	25,611
	ITALY		975	18,740
	MEXICO		63,450	59,936
4819400040	SACKS & BAGS, CONES, BASE WIDTH <40CM, PAPER NESOI	KG	1,427,435	2,275,848
	ARGENTINA		48,831	73,403
	BRAZIL		131,659	154,639
	CHINA,PEOPLE'S REP.(MAINLAND)		42,256	133,102
	COLOMBIA		16,237	25,788
	COSTA RICA		204,946	255,946
	EL SALVADOR		356	4,551
	FRANCE		211	6,966
	HONDURAS		24,761	42,828
	ITALY		904,903	1,458,914
	MEXICO		27,604	68,898
	PERU		811	6,351
	SLOVENIA		17,187	30,327
	TURKEY		450	3,294
	VENEZUELA		7,223	10,841
4819502000	SANITARY FOOD & BEV CNTRS OF PAPER, P/BRD ETC NESO	KG	48,488	53,223
	COLOMBIA		48,488	53,223
4819504020	FIBER DRUMS/CANS/TUBES & SIMLR CNTRS OF PAPER ETC	KG	3,015	2,747
	SWITZERLAND		3,015	2,747
4819504040	RIGID BOXES & CARTONS OF PAPER/PAPERBOARD, NESOI	KG	16,787	56,711
	DOMINICAN REPUBLIC		2,103	4,463
	FRANCE		75	2,102
	NETHERLANDS		14,609	50,146
4819504060	PACKING CONTAINERS NESOI OF PAPER, PPRBRD, ETC	KG	40,226	163,151
	CHINA (TAIWAN)		10,252	42,525
	CHINA,PEOPLE'S REP.(MAINLAND)		3,122	16,441

TABLE - 2 IMPORTS INTO PUERTO RICO FROM FOREIGN COUNTRIES, BY COMMODITY AND COUNTRY OF ORIGIN
FISCAL YEAR 2003

COMM CODE	DESCRIPTION AND COUNTRY	UNIT	QUANTITY	VALUE - $
	COLOMBIA		1,661	2,113
	EL SALVADOR		6,247	16,504
	FRANCE		434	12,435
	HONG KONG		2,755	20,350
	IRELAND		1,484	3,623
	ITALY		2,342	11,885
	MEXICO		11,929	37,275
4819600000	BOX FILES/LTTR TRAY/STORAGE BOX ETC, OFFICE/SHOPS	KG	33,958	148,038
	CHINA,PEOPLE'S REP.(MAINLAND)		18,099	60,662
	COLOMBIA		14,118	73,572
	FRANCE		157	2,500
	SPAIN		450	4,698
	UNITED KINGDOM OF GT BRITAIN		469	3,805
	VENEZUELA		665	2,801
4820102010	DIARIES AND ADDRESS BOOKS, OF PAPER OR PAPERBOARD	NO	234,638	507,269
	ARGENTINA		400	3,360
	CHILE		2,040	4,722
	CHINA (TAIWAN)		3,072	2,878
	CHINA,PEOPLE'S REP.(MAINLAND)		73,792	64,992
	COLOMBIA		92,625	345,105
	COSTA RICA		31,750	19,205
	HONG KONG		13,440	20,016
	ITALY		14,824	39,024
	JAPAN		600	2,567
	KOREA,REP. OF (SOUTH KOREA)		1,440	2,328
	UNITED KINGDOM OF GT BRITAIN		655	3,072
4820102020	MEMORANDUM PADS, LETTER PADS AND SIMILAR ARTICLES	NO	122,002	109,968
	BRAZIL		6,480	3,629
	COLOMBIA		24,490	65,000
	PANAMA		3,264	2,004
	VENEZUELA		87,768	39,335
4820102050	NOTEBOOKS, OF PAPER OR PAPERBOARD	NO	9,728,608	5,558,125
	ARGENTINA		21,536	32,304
	BRAZIL		2,796,612	1,335,776
	CHINA,PEOPLE'S REP.(MAINLAND)		54,167	101,965
	COLOMBIA		4,406,623	3,227,884
	DOMINICAN REPUBLIC		77,760	37,829
	EL SALVADOR		332,544	113,607
	INDIA		57,600	19,388
	SPAIN		1,980	2,068
	VENEZUELA		1,979,786	687,304
4820104000	REGISTERS AND ACCOUNT BOOKS, OF PAPER/ PAPERBOARD	NO	61,998	43,503
	BRAZIL		9,916	12,398
	CHINA,PEOPLE'S REP.(MAINLAND)		39,432	28,572
	DOMINICAN REPUBLIC		12,650	2,533
4820200000	EXERCISE BOOKS, OF PAPER OR PAPERBOARD	NO	168,122	113,052
	DOMINICAN REPUBLIC		129,600	81,846
	PANAMA		34,812	22,962
	SPAIN		3,710	8,244
4820300020	LOOSE-LEAF BINDERS (NOT BOOK COVERS), PAPER/PPRBRD	KG	2,761	15,324
	CHINA,PEOPLE'S REP.(MAINLAND)		2,221	12,924
	HONG KONG		540	2,400
4820300040	BINDERS (NOT BOOK COVERS), NESOI, PAPER/PAPERBOARD	KG	66,326	218,082
	CANADA		543	2,620
	CHINA,PEOPLE'S REP.(MAINLAND)		1,878	16,467
	COLOMBIA		11,285	52,203
	DOMINICAN REPUBLIC		51,625	144,109
	PANAMA		995	2,683
4820500000	ALBUMS FOR SAMPLES/COLLECTIONS OF PAPER/PAPERBOARD	NO	513,077	145,444
	CHILE		103,645	18,495
	CHINA (TAIWAN)		1,560	3,246
	CHINA,PEOPLE'S REP.(MAINLAND)		14,238	23,776
	PERU		393,634	99,927
4820900000	BLOTTING PADS/BOOK COVERS/ARTCL STATNRY NESOI,PAPR	KG	14,654	39,722
	BRAZIL		10,489	17,345
	CHINA,PEOPLE'S REP.(MAINLAND)		2,033	3,672
	COLOMBIA		795	12,305
	GUATEMALA		3	2,900

TABLE - 2 IMPORTS INTO PUERTO RICO FROM FOREIGN COUNTRIES, BY COMMODITY AND COUNTRY OF ORIGIN
FISCAL YEAR 2003

COMM CODE	DESCRIPTION AND COUNTRY	UNIT	QUANTITY	VALUE - $
	MEXICO		1,334	3,500
4821102000	PPR/PBRD LABELS PRINTED BY A LITHOGRAPHIC PROCESS	KG	569	18,616
	CANADA		569	18,616
4821104000	PAPER/PPRBOARD LABELS OF ALL KINDS, PRINTED, NESOI	KG	88,264	983,729
	BARBADOS		7,030	169,070
	CANADA		256	3,351
	CHINA (TAIWAN)		641	2,484
	COLOMBIA		246	5,967
	EL SALVADOR		656	6,258
	GERMANY		214	21,263
	ITALY		53,401	506,903
	JAPAN		147	24,180
	NETHERLANDS		10,134	193,174
	SLOVAK REPUBLIC(SLOVAKIA)		15,524	46,519
	TRINIDAD AND TOBAGO		15	4,560
4821902000	PAPER/PPRBOARD LABELS, UNPRINTED, PRESSURE-SENSTVE	KG	63,806	296,819
	CANADA		117	10,759
	CHINA,PEOPLE'S REP.(MAINLAND)		2,450	4,173
	DOMINICAN REPUBLIC		325	2,184
	ITALY		55,254	218,094
	NETHERLANDS		4,802	51,796
	UNITED KINGDOM OF GT BRITAIN		858	9,813
4821904000	PAPER/PPRBRD LABELS, UNPRINTED, NOT PRESSR-SENSTVE	KG	285	12,991
	UNITED KINGDOM OF GT BRITAIN		285	12,991
4822100000	BOBBINS/SIMLR SUPPORTS FR WINDNG TEXTILE YARN, PPR	KG	9,216	26,579
	MEXICO		9,216	26,579
4823120000	SELF-ADHESIVE(PRSSR SNSTV) EX LBLS, STRIPS/ROLLS	KG	190,502	1,218,559
	BRAZIL		35,015	115,070
	CANADA		29,042	102,790
	CHINA (TAIWAN)		59,123	137,861
	COLOMBIA		3,125	8,000
	FRANCE		64,197	854,838
4823190100	GUMMED/ADHESIVE PPR STRIP/RLL NT PRSS-SEN NT LABEL	KG	486	5,860
	SWEDEN		486	5,860
4823209000	FILTER PAPER/PAPERBOARD, CUT TO SIZE/SHAPE, NESOI	KG	1,980	11,418
	CHINA (TAIWAN)		180	3,440
	ITALY		1,800	7,978
4823600020	CUPS & ROUND NESTED FOOD CNTNRS OF PAPER/PPRBOARD	KG	655,374	1,715,964
	COLOMBIA		1,924	12,256
	DOMINICAN REPUBLIC		11,552	25,252
	HONDURAS		181,350	408,419
	PANAMA		381,346	1,123,279
	SPAIN		5,364	10,710
	VENEZUELA		73,838	136,048
4823600040	TRAYS/DISHES/PLATES ETC NESOI OF PAPER/PPRBOARD	KG	615	5,159
	COLOMBIA		615	5,159
4823700000	MOLDED OR PRESSED ARTICLES OF PAPER PULP	KG	75,758	72,294
	CHINA,PEOPLE'S REP.(MAINLAND)		492	2,736
	COLOMBIA		206	2,177
	VENEZUELA		75,060	67,381
4823901000	ARTICLES OF PAPER PULP, NESOI, NOT MOLDED/PRESSED	KG	1,145	3,900
	MEXICO		1,145	3,900
4823902000	ARTICLES OF PAPIER-MACHE, NESOI	KG	1,670	7,334
	CHINA,PEOPLE'S REP.(MAINLAND)		1,670	7,334
4823905000	HAND FANS WITH PAPER MOUNTS OR LEAVES	KG	2,577	9,590
	CHINA,PEOPLE'S REP.(MAINLAND)		2,200	7,218
	SPAIN		377	2,372
4823906600	ARTICLES OF COATED PPR/PBRD CUT TO SZE/SHAPE NESOI	KG	8,558	20,548
	CHINA,PEOPLE'S REP.(MAINLAND)		6,174	9,174
	EL SALVADOR		2,384	11,374
4823908600	ARTICLES NESOI OF UNCTD PPR/PBRD OR WEBS CELLULOSE	KG	54,587	206,509
	CHINA,PEOPLE'S REP.(MAINLAND)		33,154	110,663
	DOMINICAN REPUBLIC		5,624	38,565
	FRANCE		704	25,977
	GERMANY		120	3,580
	MEXICO		988	5,650
	NETHERLANDS		3,662	8,353
	SPAIN		10,335	13,721

TABLE - 2 IMPORTS INTO PUERTO RICO FROM FOREIGN COUNTRIES, BY COMMODITY AND COUNTRY OF ORIGIN
FISCAL YEAR 2003

COMM CODE	DESCRIPTION AND COUNTRY	UNIT	QUANTITY	VALUE - $
	PRINTED BOOKS, NEWSPAPERS, PICTURES AND OTHER PRODUCTS OF THE PRINTING INDUSTRY;MANUSCRIPTS,TYPESCRIPTS AND PLANS	TOTAL		31,420,526
4901100040	PRINTED MATTER NESOI, IN SINGLE SHEETS	KG	61,577	266,883
	ARGENTINA		2,732	17,459
	BELGIUM		9,190	52,215
	CANADA		3,010	15,964
	COLOMBIA		16,602	112,732
	DOMINICAN REPUBLIC		23,460	25,473
	MEXICO		725	10,755
	PERU		2,998	26,888
	SWEDEN		2,860	5,397
4901910020	DICTIONARIES (INCLUDING THESAURUSES)	NO	131,382	314,263
	ARGENTINA		1,369	7,809
	COLOMBIA		50,379	65,169
	COSTA RICA		202	2,414
	MEXICO		6,266	22,439
	SPAIN		72,799	198,620
	SWITZERLAND		367	17,812
4901910040	ENCYCLOPEDIAS AND SERIAL INSTALLMENTS THEREOF	NO	11,619	239,026
	COLOMBIA		1,925	60,814
	COSTA RICA		150	4,360
	DOMINICAN REPUBLIC		807	17,380
	MEXICO		5,644	103,114
	SPAIN		2,475	47,309
	SWITZERLAND		618	6,049
4901990010	TEXTBOOKS	NO	2,444,666	9,745,132
	ARGENTINA		159,205	398,802
	CHILE		4,120	13,534
	CHINA,PEOPLE'S REP.(MAINLAND)		4,800	3,168
	COLOMBIA		1,558,581	3,922,311
	DOMINICAN REPUBLIC		35,182	63,485
	FRANCE		1,058	10,743
	GUATEMALA		2,016	2,912
	INDIA		3,882	10,071
	MEXICO		225,151	3,374,859
	SINGAPORE		673	2,946
	SPAIN		444,089	1,935,345
	URUGUAY		5,909	6,956
4901990020	NEWSPAPER/JOURNALS/PERIODICALS BOUND EX PAPER, SET	NO	31,035	44,147
	ARGENTINA		4,150	5,391
	COLOMBIA		26,840	36,182
	FRANCE		45	2,574
4901990030	DIRECTORIES	NO	126,345	164,914
	CHINA,PEOPLE'S REP.(MAINLAND)		19,130	43,675
	COLOMBIA		10,915	68,505
	PERU		96,300	52,734
4901990040	BIBLES/TESTAMENTS/PRAYER BOOKS OTH RELIGIOUS BOOKS	NO	879,615	1,461,770
	ARGENTINA		22,981	20,825
	BRAZIL		24,892	65,285
	CHINA (TAIWAN)		1,200	2,832
	COLOMBIA		423,204	474,160
	COSTA RICA		10,000	7,500
	DOMINICAN REPUBLIC		1,082	5,504
	ECUADOR		55,250	14,959
	FRANCE		2,977	7,205
	KOREA,REP. OF (SOUTH KOREA)		26,750	65,690
	MEXICO		14,132	46,806
	PERU		2,515	7,256
	SPAIN		205,843	683,413
	VENEZUELA		88,789	60,335
4901990050	TECHNICAL, SCIENTIFIC AND PROFESSIONAL BOOKS	NO	109,753	225,103
	ARGENTINA		13,460	4,167
	BRAZIL		2,625	2,809
	CHINA,PEOPLE'S REP.(MAINLAND)		3,120	2,652

TABLE - 2 IMPORTS INTO PUERTO RICO FROM FOREIGN COUNTRIES, BY COMMODITY AND COUNTRY OF ORIGIN
FISCAL YEAR 2003

COMM CODE	DESCRIPTION AND COUNTRY	UNIT	QUANTITY	VALUE - $
	COLOMBIA		27,242	19,467
	DOMINICAN REPUBLIC		7,492	53,450
	FINLAND		4	3,196
	HONG KONG		4,000	7,550
	MEXICO		5,561	70,435
	NETHERLANDS		40,714	40,463
	SPAIN		5,535	20,914
4901990060	ART AND PICTORIAL BOOKS VALUED UNDER $5 EACH	NO	5,537	6,644
	SPAIN		5,537	6,644
4901990070	HARDBOUND BOOKS, NESOI	NO	279,138	286,986
	CHINA,PEOPLE'S REP.(MAINLAND)		20,168	28,486
	COLOMBIA		36,611	118,666
	CUBA		1,150	3,307
	MEXICO		14,252	94,443
	PERU		202,317	29,090
	SPAIN		4,640	12,994
4901990075	RACK SIZE PAPERBOUND BOOKS, NESOI	NO	7,060	18,226
	ARGENTINA		7,060	18,226
4901990092	PRINTED BOOKS NESOI 5-48 PAGES EACH EXCLUDNG COVER	NO	250,200	351,472
	CHILE		113,050	12,079
	COLOMBIA		43,703	37,578
	DOMINICAN REPUBLIC		1,000	4,235
	HONG KONG		21,504	36,186
	MEXICO		25,046	77,748
	SPAIN		45,897	183,646
4901990093	PRINTED BOOKS NESOI 49 OR MORE PAGES EA EXCL COVER	NO	4,351,607	9,310,370
	ARGENTINA		54,264	178,280
	BRAZIL		201,600	74,189
	CHINA,PEOPLE'S REP.(MAINLAND)		46,496	109,657
	COLOMBIA		1,730,405	3,300,455
	COSTA RICA		51,446	77,468
	DOMINICAN REPUBLIC		1,160,710	309,869
	HONG KONG		9,904	47,044
	ITALY		4,320	12,744
	MEXICO		143,091	1,201,883
	PANAMA		1,742	7,760
	SPAIN		928,113	3,829,695
	SWITZERLAND		7,631	139,693
	VENEZUELA		11,885	21,633
4902100000	NEWSPAPERS, JOURNALS, PERIODICALS, 4 TIMES A WEEK	KG	56,212	170,306
	DOMINICAN REPUBLIC		56,212	170,306
4902902020	NEWSPAPERS APPEARING LESS THAN FOUR TIMES A WEEK	KG	1,067,789	1,510,884
	DOMINICAN REPUBLIC		1,067,789	1,510,884
4902902040	BUSINESS ETC PERIODICALS, NESOI SINGLE ISSUES TIED	NO	610,891	471,948
	CHINA,PEOPLE'S REP.(MAINLAND)		17,000	5,100
	COLOMBIA		268,044	349,775
	DOMINICAN REPUBLIC		272,264	87,879
	PERU		53,583	29,194
4902902060	JOURNALS AND PERIODICALS NESOI SINGLE ISSUES TIED	NO	8,503,516	2,679,936
	ARGENTINA		29,430	15,571
	CHINA,PEOPLE'S REP.(MAINLAND)		3,000	2,500
	COLOMBIA		505,656	97,685
	DOMINICAN REPUBLIC		6,336,563	506,310
	MEXICO		379,343	432,769
	SPAIN		1,249,524	1,625,101
4903000000	CHILDREN'S PICTURE, DRAWING OR COLORING BOOKS	NO	443,501	137,412
	CHINA,PEOPLE'S REP.(MAINLAND)		211,014	86,354
	COLOMBIA		13,104	21,314
	ITALY		147,732	10,309
	SPAIN		71,651	19,435
4905910000	MAPS, CHARTS, ATLASES ETC NESOI PRINTED, BOOK FORM	NO	14,435	20,313
	COLOMBIA		12,310	13,938
	SPAIN		2,125	6,375
4905990000	MAPS, CHARTS, ATLASES ETC, PRINTED, NESOI	KG	7,784	63,195
	ARGENTINA		3,351	44,291
	COLOMBIA		4,433	18,904
4907000000	UNUSED POSTAGE; BANKNOTES; CHECK FORMS; STOCK, ETC	KG	1,158	188,925
	CANADA		1,156	163,964

TABLE - 2 IMPORTS INTO PUERTO RICO FROM FOREIGN COUNTRIES, BY COMMODITY AND COUNTRY OF ORIGIN
FISCAL YEAR 2003

COMM CODE	DESCRIPTION AND COUNTRY	UNIT	QUANTITY	VALUE - $
	GERMANY		2	24,961
4908100000	TRANSFERS (DECALOMANIAS), VITRIFIABLE	KG	521	15,879
	MEXICO		305	2,240
	SPAIN		216	13,639
4908900000	TRANSFERS (DECALOMANIAS), NESOI	KG	1,446	21,481
	CHINA (TAIWAN)		110	11,800
	CHINA,PEOPLE'S REP.(MAINLAND)		1,336	9,681
4909002000	POSTCARDS, PRINTED OR ILLUSTRATED	THS	648	13,940
	GERMANY		224	3,430
	SPAIN		424	10,510
4909004020	GREETING CARDS, PRINTED	THS	5,086	678,360
	BOLIVIA		63	17,750
	BRAZIL		27	3,079
	CHINA (TAIWAN)		48	12,960
	CHINA,PEOPLE'S REP.(MAINLAND)		1,676	155,629
	COLOMBIA		1,864	359,481
	MEXICO		77	37,133
	SPAIN		1,078	40,390
	TRINIDAD AND TOBAGO		9	11,273
	VENEZUELA		244	40,665
4909004040	CARDS, PRINTED, NESOI	THS	1,063	97,852
	CHILE		250	2,503
	COLOMBIA		566	50,167
	ITALY		75	26,863
	MEXICO		1	7,500
	PERU		3	2,099
	SPAIN		168	8,720
4910002000	CALENDARS LITHOGRAPHIC PRINT PAPER/PPRBD NT OV.51M	KG	187	3,420
	FRANCE		187	3,420
4910004000	CALENDARS ALL KINDS PRINTED ON PPR/PPRBD OV 0.51MM	KG	2,747	18,794
	GERMANY		1,725	5,805
	ITALY		20	4,164
	PERU		467	3,326
	SPAIN		535	5,499
4910006000	CALENDARS PRINTED, NESOI, INCLUDING CALENDAR BLOCK	KG	80,936	301,245
	CHILE		12,102	30,503
	CHINA,PEOPLE'S REP.(MAINLAND)		16,266	29,946
	COLOMBIA		20,598	113,502
	GERMANY		1,808	9,894
	HONG KONG		1,956	3,324
	ITALY		1,897	13,470
	JAPAN		3,643	25,813
	KOREA,REP. OF (SOUTH KOREA)		18,263	59,349
	SPAIN		4,403	15,444
4911100020	PRINTED CATALOGS OFFERING SALE OF US PRODUCTS	NO	402,508	10,562
	COLOMBIA		400,000	6,348
	MEXICO		2,508	4,214
4911100040	PRINTED CATALOGS ETC TO SELL/RENT FOREIGN PROD/SER	NO	338,661	530,093
	CHILE		15,000	6,994
	COLOMBIA		20,735	18,561
	FRANCE		1,000	4,095
	GERMANY		5,000	17,122
	GUATEMALA		5,000	4,900
	KOREA,REP. OF (SOUTH KOREA)		29,745	5,135
	NEW ZEALAND		4,800	7,648
	PERU		249,905	447,161
	SPAIN		7,476	18,477
4911100060	TOURIST/OTHER LIT/POSTERS RE TRAVEL ETC OUTSIDE US	KG	20,070	53,625
	COLOMBIA		20,070	53,625
4911100080	TRADE ADVERTISING MATERIAL, PRINTED, NESOI	KG	172,200	585,769
	ARGENTINA		437	3,407
	BRAZIL		287	2,070
	CANADA		1,383	88,478
	CHILE		239	2,623
	COLOMBIA		61,301	182,040
	DENMARK		2,155	3,336
	DOMINICAN REPUBLIC		77,048	137,248
	FRANCE		914	2,314

TABLE - 2 IMPORTS INTO PUERTO RICO FROM FOREIGN COUNTRIES, BY COMMODITY AND COUNTRY OF ORIGIN
FISCAL YEAR 2003

COMM CODE	DESCRIPTION AND COUNTRY	UNIT	QUANTITY	VALUE - $
	GERMANY		342	8,342
	GUATEMALA		1,418	8,125
	ITALY		2,246	14,765
	JAPAN		940	7,057
	LEBANON		1,289	8,698
	MEXICO		5,267	26,929
	NETHERLANDS		1,115	12,292
	PANAMA		270	4,000
	PERU		1,549	14,584
	SPAIN		14,000	59,461
4911911000	PICTURES/DESIGNS/PHOTOGRAPHS PRINTED OVER 20 YEARS	KG	34	4,814
	GERMANY		12	2,691
	SPAIN		22	2,123
4911912040	LITHOGRAPHS ON PPR/PPRBD NT OV 0.51MM NT OV 20 YRS	KG	83,868	400,226
	CANADA		420	5,979
	CHILE		1,642	5,000
	CHINA,PEOPLE'S REP.(MAINLAND)		5,540	7,920
	DOMINICAN REPUBLIC		1,056	10,395
	ITALY		12,622	19,194
	PERU		39,385	323,692
	SPAIN		21,983	25,328
	VENEZUELA		1,220	2,718
4911913000	LITHOGRAPHS ON PPR/PPRBD OVER 0.51MM NT OV 20 YRS	KG	2,788	14,120
	ARGENTINA		1,495	11,025
	CHINA,PEOPLE'S REP.(MAINLAND)		1,293	3,095
4911914020	POSTERS, PRINTED NOT OVER 20 YEARS, NESOI	KG	2,711	33,787
	COSTA RICA		516	12,708
	FRANCE		298	5,895
	GERMANY		170	2,581
	ITALY		1,260	5,576
	PERU		237	4,639
	SPAIN		230	2,388
4911914040	PICTURES/DESIGNS/PHOTOGRAPHS NOT OVER 20 YRS NESOI	KG	82,494	173,518
	CANADA		1,131	13,647
	CHILE		4,993	14,018
	CHINA,PEOPLE'S REP.(MAINLAND)		73,185	114,845
	COLOMBIA		608	7,298
	MEXICO		1,723	5,870
	NETHERLANDS		135	2,030
	SPAIN		719	15,810
4911996000	PRINTED MATTER NESOI ON PAPER LITHOGRAPHIC PROCESS	KG	28,311	420,983
	CANADA		12,598	388,254
	CHILE		1,645	9,620
	CHINA,PEOPLE'S REP.(MAINLAND)		13,314	14,962
	MEXICO		506	5,725
	SWEDEN		248	2,422
4911998000	PRINTED MATTER, NESOI	KG	48,766	364,203
	CANADA		2,893	59,205
	CHINA,PEOPLE'S REP.(MAINLAND)		2,280	9,607
	COLOMBIA		8,847	117,989
	DENMARK		6,578	10,014
	DOMINICAN REPUBLIC		3,834	16,893
	INDIA		311	7,422
	ITALY		297	2,980
	KOREA,REP. OF (SOUTH KOREA)		2,250	21,574
	MEXICO		2,104	8,142
	PERU		4,365	42,268
	SPAIN		9,195	20,688
	SWEDEN		473	4,984
	UNITED KINGDOM OF GT BRITAIN		5,339	42,437
	TEXTILES AND TEXTILES ARTICLES	TOTAL		289,504,912
	SILK	TOTAL	21,209	97,104
5007200035	PRINT WOV FAB CON 85%> WGT OF SILK < 127CM WIDTH	M2	1,395	7,893
	SPAIN		1,395	7,893
5007200065	NESOI FAB CON 85%> WGT OF SLK NT JACQ >127CM WIDTH	M2	1,900	11,236

TABLE - 2 IMPORTS INTO PUERTO RICO FROM FOREIGN COUNTRIES, BY COMMODITY AND COUNTRY OF ORIGIN
FISCAL YEAR 2003

COMM CODE	DESCRIPTION AND COUNTRY	UNIT	QUANTITY	VALUE - $
	INDIA		1,900	11,236
5007200095	WV FB CONT >=85% WGT SLK/SLK WST N NOIL SILK NESOI	M2	18	2,645
	INDIA		18	2,645
5007903040	NESOI FAB CON 85%> WGH OF SLK NT JACQ WOV, NESOI	M2	9,162	38,991
	INDIA		9,162	38,991
5007903090	WOV FAB OF SLK CONT >=85% WGHT SLK/SLK WST, NESOI	M2	8,734	36,339
	INDIA		8,734	36,339
	WOOL,FINE OR COARSE ANIMAL HAIR; HORSEHAIR YARN AND WOVEN FABRIC	TOTAL	21,632	133,020
5111196080	N-HND WV FB CRD WL/FAH CON >=85% W/FAH WT >400G/M2	M2	3,224	14,554
	MEXICO		3,224	14,554
5111300500	WOV TPSTY/UPHOLTY WOOL/ANIMAL HAIR MM STP >300G/M2	M2	5,118	32,147
	MEXICO		5,118	32,147
5112203000	WOVEN FAB COMB W/FAH MIXED M/S WITH MM FILAMENTS	M2	1,582	16,158
	SPAIN		1,582	16,158
5112301000	WOV FAB OF COMB W/FAH MIXED M/S MM STAPLE FIBER	M2	11,708	70,161
	MEXICO		11,708	70,161
	COTTON	TOTAL		1,887,101
5207100000	COTTON YARN (N SWG THD) RETAIL SALE 85% OR > WT CO	KG	7,099	84,327
	BRAZIL		6,646	76,883
	PERU		270	3,963
	THAILAND		183	3,481
5208212040	WOV FAB COT CON >85% WGT COT <100G/M2 #<44 SHEETNG	M2	11,481	3,637
	PAKISTAN		11,481	3,637
5208224040	WV FB CT >85% WGT COT >100 & <=200G/M2 #<44 SHEETG	M2	126,676	82,180
	CHINA,PEOPLE'S REP.(MAINLAND)		126,676	82,180
5208226040	WV FB CT >85% WGT CT >100 & <=200G/M2 #44-68 SHETG	M2	51,602	53,712
	MEXICO		51,602	53,712
5208323020	WV FB COT >=85% WGT CT >100 & <=200G/M2 #<44 POP/B	M2	20,485	31,795
	MEXICO		19,847	30,071
	SOUTH AFRICA,REP.OF		638	1,724
5208323040	WV FB CT >=85% WGT COT >100 & <=200G/M2 #<44 SHEET	M2	215,247	137,239
	CHINA,PEOPLE'S REP.(MAINLAND)		215,247	137,239
5208324020	WV FB CT >=85% WGT COT >=100 & <=200G/M2 #43-68 PL	M2	4,348	4,665
	CHINA,PEOPLE'S REP.(MAINLAND)		4,348	4,665
5208330000	WOV FAB COT CON >85% WGT >100G/M2 3-4TWL DYED	M2	1,896	8,423
	SPAIN		1,896	8,423
5208392090	WOV FAB COT CONT >85% WGT >100G/M2 DYED O THAN STN	M2	71,334	81,216
	CHINA,PEOPLE'S REP.(MAINLAND)		71,334	81,216
5208398090	WOV FAB COT CON >85% WGT >100G/M2 69&> DYED OTHER	M2	3,541	9,016
	SPAIN		3,541	9,016
5208423000	WOV FAB COT PL WV WGT 100-200G/M2 YN DF CLR #<= 43	M2	49,355	74,722
	CHINA,PEOPLE'S REP.(MAINLAND)		49,355	74,722
5208523045	WV FB >=85% CT,>100 & <=200G/M2,#<=42 SHETG,PR,OTH	M2	94,103	62,517
	CHINA,PEOPLE'S REP.(MAINLAND)		94,103	62,517
5208598090	WOV FAB COT CON >85% WGT <200G/M2 >=69 PRINTD OTHR	M2	9,047	8,363
	SPAIN		9,047	8,363
5209190090	WOVN FAB COT 85%> COT >200G/M2 UBL OTHR FAB NESOI	M2	334	1,741
	SPAIN		334	1,741
5209210035	WOV FAB COT >=85% COT >200G/M2 BLC PL WV SHT NT OB	M2	40,836	19,551
	PAKISTAN		40,836	19,551
5209290040	WOV FAB COT 85%> COT >200G/M2 BLC OT FAB TWILL WV	M2	607	3,025
	SPAIN		607	3,025
5209290090	WOVN FAB COT 85%> COT >200G/M2 BLC OTHR FAB NESOI	M2	146	7,653
	SPAIN		146	7,653
5209316025	W F CT >=85% CT > 200 G/M2 DYD PL WV OTH SHT N NAP	M2	588	1,838
	SOUTH AFRICA,REP.OF		588	1,838
5209316035	W F CT >=85% CT > 200 G/M2 DYD PL WV OTH SHT N NAP	M2	14,541	48,775
	SOUTH AFRICA,REP.OF		11,943	40,095
	SPAIN		2,598	8,680
5209316050	W F CT >85% CT >=200G/M2 DYD PL WV OTH SHEETNG NAP	M2	3,549	17,720
	BELGIUM		1,076	3,767
	SOUTH AFRICA,REP.OF		2,473	13,953
5209320020	WOV FAB COT 85%> COT >200G/M2 DYE 3-4 TH TW N NPD	M2	134,655	203,540

TABLE - 2 IMPORTS INTO PUERTO RICO FROM FOREIGN COUNTRIES, BY COMMODITY AND COUNTRY OF ORIGIN
FISCAL YEAR 2003

COMM CODE	DESCRIPTION AND COUNTRY	UNIT	QUANTITY	VALUE - $
	CHINA (TAIWAN)		28,664	43,200
	MEXICO		62,785	114,628
	PAKISTAN		43,206	45,712
5209390080	WOV FAB COT 85%> COT >200G/M2 DYE OT FB WD>127 CM	M2	3,522	10,481
	BELGIUM		1,267	4,392
	SOUTH AFRICA,REP.OF		2,255	6,089
5209390090	WOVN FAB COT 85%> COT >200G/M2 DYE OTHR FAB NESOI	M2	553	1,749
	CHILE		553	1,749
5209416040	WOV FAB COT >85% COT >200G/M2 YR OF CL PL WV NP OT	M2	1,529	5,741
	SOUTH AFRICA,REP.OF		1,383	4,644
	SPAIN		146	1,097
5209420020	WOV FAB COT >=85% COT >200 & <=360 G/M2 YR D C B	M2	38,744	38,750
	CHINA (TAIWAN)		38,744	38,750
5209420040	WOV FAB COT >=85% COT >360 G/M2 YR DF CL BLUE DENM	M2	10,199	49,200
	INDIA		10,058	46,750
	ITALY		141	2,450
5209490020	WOV FAB COT >85% CT >200G/M2 Y D C JAC WV WD>127CM	M2	137	306
	SPAIN		137	306
5209490040	WV FB CT >85% CT >200G/M2 YR DF CL JC WV <=127CM O	M2	1,022	2,332
	SPAIN		1,022	2,332
5209490090	WOV FAB COT >85% COT >200G/M2 YRN DIF CLR NESOI	M2	2,090	9,996
	ITALY		623	6,550
	SPAIN		1,467	3,446
5209516035	WV FB >=85% CT,>200 G/M2,SHEETNG NOT NAP,PRNTD OTH	M2	8,205	21,606
	SPAIN		1,853	5,787
	UNITED KINGDOM OF GT BRITAIN		6,352	15,819
5209516050	W F CT >=85% CT >200 G/M2 PRNTED PL WV O SHET NAPD	M2	12,879	10,732
	CHINA,PEOPLE'S REP.(MAINLAND)		11,064	6,194
	UNITED KINGDOM OF GT BRITAIN		1,815	4,538
5209590040	WOV FAB COT 85%> COT >200G/M2 PRT OT FAB TWILL WV	M2	633	1,583
	UNITED KINGDOM OF GT BRITAIN		633	1,583
5209590090	WOVN FAB COT 85%> COT >200G/M2 PRT OTHR FAB NESOI	M2	1,490	5,982
	MEXICO		247	356
	SPAIN		1,243	5,626
5210116060	WOV FAB COT CON <85% WGT COT <200G/M2 #43-68 PRTCL	M2	7,891	1,941
	CHINA,PEOPLE'S REP.(MAINLAND)		7,891	1,941
5210194090	WOV COT FAB CON <85% WGT<200G/M2 UBL #44OR < OT OX	M2	166	322
	SPAIN		166	322
5210198090	WOV FAB COT CON <85% WGT <200G/M2 69&> UBLECH OTHR	M2	2,534	3,421
	SPAIN		2,534	3,421
5210216060	WOV FAB COT CON <85% WGT COT <200G/M2 #43-68 PRTCL	M2	6,313	2,119
	CHINA,PEOPLE'S REP.(MAINLAND)		6,313	2,119
5210314020	WOV FAB COT CON <85% WGT COT <200G/M2 #<=42 POP/BR	M2	552	1,676
	BELGIUM		552	1,676
5210314090	WOV FAB COT CON <85% WGT COT 200G/M2 #<=42 CHEECL	M2	709	849
	SPAIN		709	849
5210396090	WOV FAB COT CON <85% WGT <200G/M2 43-68 OT OXF CLT	M2	6,210	7,370
	BRAZIL		4,500	3,133
	ITALY		880	2,727
	SPAIN		830	1,510
5210416000	WOV FAB COT <85% COT MX MMF <=200G/M2 YR D C 43-68	M2	14,898	19,374
	CHINA,PEOPLE'S REP.(MAINLAND)		14,898	19,374
5210494020	WOV FAB COT <85% COT MX MMF <=200G/M2 YDC <=42 JAC	M2	167	698
	FRANCE		167	698
5210514020	WOV FAB COT CON <85% WGT COT <200G/M2 <=42 POP/BRD	M2	21,036	18,330
	GUATEMALA		21,036	18,330
5210514040	WOV FAB COT CON <85% WGT COT <200G/M2 <=42 SHEETIN	M2	3,482	4,896
	SPAIN		3,482	4,896
5210514090	WOV FAB COT CON <85% WGT COT <200G/M2 <= #43 CHEES	M2	11,429	28,161
	SPAIN		11,429	28,161
5210516060	W F C <85% C M M/S MMF <=200G/M2 PT P W #43-68 PCL	M2	15,772	18,782
	SPAIN		15,772	18,782
5210520000	WOV FAB COT CON <85% WGT <200G/M2 3-4TWL PRTD	M2	18,854	20,201
	SPAIN		18,854	20,201
5210592020	WOV FAB COT CONT <85% WGT <200G/M2 PRINTD SATEENS	M2	646	2,536
	SPAIN		646	2,536
5210592090	WOV FAB COT CONT <85% WGT <200G/M2 PRT OT THAN STN	M2	514	3,811
	SPAIN		514	3,811

TABLE - 2 IMPORTS INTO PUERTO RICO FROM FOREIGN COUNTRIES, BY COMMODITY AND COUNTRY OF ORIGIN
FISCAL YEAR 2003

COMM CODE	DESCRIPTION AND COUNTRY	UNIT	QUANTITY	VALUE - $
5210596090	WOV FAB COT CON <85% WGT <200G/M2 43-68 OT OXF CLT	M2	2,073	1,621
	SPAIN		2,073	1,621
5211110090	WOV FAB COT <85% COT >200G/M2 UBLCH PLN WEAVE OTHR	M2	107	800
	SPAIN		107	800
5211190020	WOV FAB COT <85% COT >200G/M2 UBL OT FAB SAT WEAVE	M2	84	255
	SPAIN		84	255
5211190040	WOV FAB COT <85% COT >200G/M2 UBL OT TWILL WV FABC	M2	1,620	3,229
	SPAIN		1,620	3,229
5211190090	WOVN FAB COT <85% COT >200G/M2 UBL OTHR FAB NESOI	M2	3,255	10,071
	SPAIN		3,255	10,071
5211290090	WOVN FAB COT <85% COT >200G/M2 BLC OTHR FAB NESOI	M2	11,458	148,910
	ITALY		11,458	148,910
5211310035	WV FAB <85% COT,>200G/M2 DYE PL WV SHT-NT NPD,OTH	M2	6,101	19,869
	SPAIN		6,101	19,869
5211310090	WOV FAB COT <85% COT >200G/M2 DYE PLN WEAVE OTHR	M2	1,437	4,814
	SPAIN		1,437	4,814
5211320020	WOV FAB COT <85% COT >200G/M2 DYE 3-4 TH TW N NPD	M2	2,805	8,816
	SPAIN		2,805	8,816
5211390020	WO FAB COT <85% COT >200G/M2 DYE OT FAB SAT WEAVE	M2	2,958	9,404
	SPAIN		2,958	9,404
5211390040	WOV FAB COT <85% COT >200G/M2 DYE OT FAB TWILL WV	M2	1,796	4,297
	SPAIN		1,796	4,297
5211390090	WOVN FAB COT < 85% COT >200G/M2 DYE OTHR FAB NESOI	M2	46,756	170,009
	ITALY		1,498	15,494
	SPAIN		45,258	154,515
5211490020	WOV FAB COT <85% COT MX MMF >200G/M2 OTH FAB: JAC	M2	22,626	85,075
	BELGIUM		2,506	10,704
	BRAZIL		1,945	7,921
	SPAIN		18,175	66,450
5211510030	WOV FAB COT <85% COT >200G/M2 PRT PL WV SHT-NT NPD	M2	3,243	10,301
	COLOMBIA		3,243	10,301
5211510050	WOV FAB COT <85% COT >200G/M2 PRT PL WV SHT-NAPPED	M2	243	1,980
	SPAIN		243	1,980
5211510090	WOV FAB COT <85% COT >200G/M2 PRTED PLN WEAVE OTHR	M2	34,830	44,694
	FRANCE		48	453
	SPAIN		34,782	44,241
5211590015	WV FB <85% CT,MIX W/ MM,>200G/M2,SATEENS, DIS PRNT	M2	90	281
	SPAIN		90	281
5211590025	WV FB <85% CT,MIX W/ MM,>200G/M2,SATEENS,PRNTD,OTH	M2	2,361	7,019
	SPAIN		2,361	7,019
5211590040	WOV FAB COT <85% COT >200G/M2 PRT OT FAB TWILL WV	M2	314	616
	SPAIN		314	616
5211590090	WOVN FAB COT <85% COT >200G/M2 PRT OTHR FAB NESOI	M2	31,570	77,588
	ITALY		286	1,695
	SPAIN		31,284	75,893
5212116090	OTH WOV FAB COT <= 200G/M2 UBLCH <36% W/FAH,NESOI	M2	1,972	4,399
	SPAIN		1,972	4,399
5212136090	OTH WOV FAB COT <= 200G/M2 DYED OTH: OTH - NESOI	M2	52	316
	SPAIN		52	316
5212156090	OTH WOV FAB COT <= 200G/M2 PRTED OTH: OTH - NESOI	M2	280	1,620
	SPAIN		280	1,620
5212216010	OTH WOV FAB COT > 200G/M2 UBL CON <36% WOOL OR FAH	M2	31	1,380
	INDIA		31	1,380
5212216050	OTH WOV FAB COT > 200G/M2 UBLCH OTH: SATEENS	M2	16,586	24,146
	SPAIN		16,586	24,146
5212236090	OTH WOV FAB COT > 200G/M2 DYED CON < 36% WOOL/FAH	M2	30	692
	ITALY		30	692
5212256090	OTH WOV FAB COT > 200G/M2 PRINT OTH: OTH - NESOI	M2	674	6,299
	SPAIN		674	6,299
	OTHER VEGETABLE TEXTILE FIBERS;PAPER YARN AND WOVEN FABRICS OF PAPER YARN	TOTAL		279,584
5303100000	JUTE OTHER TEXTILE BAST FIB EX FLX HEM RAW RETTED	KG	41,212	37,145
	BANGLADESH		273	2,040
	INDIA		40,939	35,105
5309110090	WOV FAB OF FLAX CON >=85% FLAX UNBL BL WID <=127CM	M2	6,669	41,363
	UNITED KINGDOM OF GT BRITAIN		6,669	41,363

TABLE - 2 IMPORTS INTO PUERTO RICO FROM FOREIGN COUNTRIES, BY COMMODITY AND COUNTRY OF ORIGIN
FISCAL YEAR 2003

COMM CODE	DESCRIPTION AND COUNTRY	UNIT	QUANTITY	VALUE - $
5309190010	WOV FAB OF FLX CON >=85% FLAX NT BL OR UBL W>127CM	M2	546	3,281
	UNITED KINGDOM OF GT BRITAIN		546	3,281
5309190090	WOV FAB FLAX >=85% FLAX N-BL/UNBL WIDTH <=127CM	M2	16,516	109,874
	IRELAND		548	3,600
	UNITED KINGDOM OF GT BRITAIN		15,968	106,274
5310100020	WOV FAB JUTE OTH TEX BAST FIB UBL NT OV 130 CT WD	M2	17,838	10,090
	INDIA		17,838	10,090
5310900000	WOV FAB JUTE OTH TEXTILE BAST FIBER EXC UNBL NESOI	M2	111,060	46,588
	INDIA		111,060	46,588
5311003090	WV FB VEG FB CN CT/MMF NOT SUB COT/MMF RES NESOI	M2	973	5,421
	ITALY		973	5,421
5311004020	WOVEN FABRICS OF VEGETABLE FIBERS; NESOI	M2	3,864	25,822
	IRELAND		2,917	11,390
	ITALY		276	4,820
	UNITED KINGDOM OF GT BRITAIN		671	9,612
	MAN-MADE FILAMENTS	TOTAL		3,605,208
5401100000	SEWING THREAD SYNTHETIC FILAMENTS, FOR RETAIL SALE	KG	4,341	28,087
	CHINA (TAIWAN)		1,077	5,516
	CHINA,PEOPLE'S REP.(MAINLAND)		2,628	16,877
	GERMANY		140	694
	ITALY		496	5,000
5402313000	NYLON TEXTURED SINGLE YRN <= 500 DECITEX NT RETAIL	KG	15,033	129,927
	SPAIN		15,033	129,927
5402323000	NYLON TEXTURED SINGLE YARN >500 DECITEX NOT RETAIL	KG	130	886
	SPAIN		130	886
5402393010	SYN FIL TEX YN OF POLYETHYLENE/PROPYLENE NT RETAIL	KG	74	929
	SPAIN		74	929
5402419030	NYL MONO/MULTIFLMNT UNTWIST/TWIST YN NT <5 TRN/MTR	KG	4	308
	SPAIN		4	308
5402439020	POLY MONOFLMNT UNTWST/TWST <=5 TURN PER METER	KG	534	3,561
	CHINA (TAIWAN)		534	3,561
5402491000	SYN FIL YN, CLRD MULTIFILAMT,<5 TRNS/MTR, DOLL WIG	KG	8,554	224,909
	SPAIN		8,554	224,909
5402499010	SYN FIL YN POLYETHYLENE/PROPYLENE UNTWST/TWST<5 M2	KG	24	411
	CHINA (TAIWAN)		24	411
5403390020	ART FLMNT OTH MONO/MULTIFLMNT UNTWST/TWST <5 TRN/M	KG	288	2,400
	CHINA,PEOPLE'S REP.(MAINLAND)		288	2,400
5404108005	SYN MNFIL >=67DEC X-SEC DIM >1MM STRP WD <=5MM	KG	2,985	51,445
	CANADA		2,985	51,445
5404108080	SYN MNFIL >=67 DEC N-X SEC DIM >1MM ST W <=5MM OTH	KG	3,883	437,789
	GERMANY		3,883	437,789
5406100020	SYNTHETIC FILAMENT YARN ACRYLIC, FOR RETAIL SALE	KG	11,882	60,070
	THAILAND		11,882	60,070
5406100040	SYNTHETIC FILAMENT YARN POLYESTER, FOR RETAIL SALE	KG	1,130	11,092
	THAILAND		1,130	11,092
5406100090	SYN FIL YRN RETAIL SALE EXC ACRYLIC AND POLYESTERS	KG	3,314	58,371
	MEXICO		3,297	57,971
	THAILAND		17	400
5406200000	ARTIFICIAL FILAMENT YARN PUT UP FOR RETAIL SALE	KG	1,590	14,858
	MEXICO		1,590	14,858
5407100010	WOV FAB SYN FIL YRN HI TEN OF NYL,POLY WT<=170G/M2	M2	36,267	36,373
	DOMINICAN REPUBLIC		562	1,791
	GUATEMALA		35,705	34,582
5407100090	WV FB HG TNCY YRN YRN OF NYL OR OT PLYAD, >170G/M2	M2	267	1,331
	MEXICO		29	284
	SPAIN		238	1,047
5407420030	NYL/PLYADM FB >=85% FIL NYL/O P DYD WGT <=170 G/M2	M2	4,171	4,894
	JAPAN		4,171	4,894
5407440030	WOV FAB >=85% NYL/POLYAMDS PRINT WEIGHT <=170 G/M2	M2	763	2,017
	SPAIN		763	2,017
5407510040	WV FB SYN FIL YN>=85% POLY UBLCH/BLCH WGT<=170G/M2	M2	5,150	3,974
	BRAZIL		4,500	2,583
	ITALY		650	1,391
5407522020	WOV FABS CONT >=85% POLY DYED WGT <=170G/M2 FLAT F	M2	356,165	205,169
	BELGIUM		2,583	4,742
	BRAZIL		118,500	54,975

TABLE - 2 IMPORTS INTO PUERTO RICO FROM FOREIGN COUNTRIES, BY COMMODITY AND COUNTRY OF ORIGIN
FISCAL YEAR 2003

COMM CODE	DESCRIPTION AND COUNTRY	UNIT	QUANTITY	VALUE - $
	JAPAN		235,082	145,452
5407522040	WOV FB SYN FIL YN CON >=85% POLY DYED WGT <=170GM2	M2	1,501,631	1,166,647
	BELGIUM		143	542
	BRAZIL		10,500	6,370
	CAMBODIA		136,317	65,800
	CANADA		1,400	2,910
	COLOMBIA		540,681	577,151
	GUATEMALA		271,256	281,508
	INDIA		1,011	2,202
	JAPAN		232,351	131,293
	PHILIPPINES		303,866	89,692
	SPAIN		4,106	9,179
5407522060	WOV FAB SYNTH FIL YN CONT >=85% POLY DYED >170G/M2	M2	505,294	316,690
	CAMBODIA		136,387	65,093
	CHILE		2,359	10,089
	CHINA (TAIWAN)		55,820	25,414
	COLOMBIA		36,930	52,826
	PHILIPPINES		268,127	129,005
	SPAIN		5,671	34,263
5407532020	WV FB SYN FL YN CON>=85% POLY YN OF DIF CL<=170GM2	M2	66,285	71,826
	CHINA (TAIWAN)		54,522	51,500
	TURKEY		11,763	20,326
5407532040	WOV FAB SYN >=85% POLY YNS OF DIF COL WT<=170 G/M2	M2	6,814	8,264
	BELGIUM		151	648
	COLOMBIA		6,464	7,051
	FRANCE		199	565
5407532060	WV FB CONT >=85% POLY YNS OF DIF COL WGT >170 G/M2	M2	130,807	126,130
	CHINA (TAIWAN)		101,395	61,176
	COLOMBIA		10,234	10,056
	SPAIN		18,670	51,399
	UNITED KINGDOM OF GT BRITAIN		508	3,499
5407540020	WOV FAB CONT >=85% POLY PRINTED WEIGHING <=170G/M2	M2	34,111	23,180
	GUATEMALA		34,111	23,180
5407540040	WOV FAB CON>=85% POLY PRNTD <=170 G/M2 EXC FLAT FB	M2	2,513	5,527
	COLOMBIA		1,022	2,120
	SPAIN		1,491	3,407
5407540060	WOV FAB CON >=85% WTPOLY PRNTD WEIGHING >170 G/M2	M2	28,017	40,415
	MEXICO		2,321	6,579
	SPAIN		25,696	33,836
5407611100	WV FB >=85% PLY DYD, 75<DECITEX<80,TWST>=900 /METR	M2	45,750	18,604
	BRAZIL		45,750	18,604
5407612900	WOV FAB CON >=85% WT NON-TEX POLY YNS OF DIF COLOR	M2	13,014	32,861
	FRANCE		1,541	6,091
	SPAIN		11,473	26,770
5407619100	OTH WOV FAB, 75>DECITEX>80, >24 FLAMTS, >=900 TRNS	M2	429	1,394
	SPAIN		429	1,394
5407619910	POLYESTER NON-TEX UNBL/BLCH WT <= 170 G/M2 EXC FF	M2	1,948	5,804
	SPAIN		1,948	5,804
5407619930	WOV FAB CON >=85% NON-TEX POLY DYED WT <=170G/M2OT	M2	15,783	24,232
	ARGENTINA		9,003	4,922
	BELGIUM		5,923	17,241
	COLOMBIA		799	1,815
	SPAIN		58	254
5407619950	WOV FAB CON>=85% N-TX POLY YNS OF DIF COL<=170G/M2	M2	3,353	9,347
	SPAIN		3,353	9,347
5407619955	POLYESTER NON-TEX FAB YNS OF DIF COL WT > 170 G/M2	M2	574	1,463
	SPAIN		574	1,463
5407619965	WOV FLT FAB CON>=85% NO-TEX POLY PRINT WT<=170G/M2	M2	535	1,217
	SPAIN		535	1,217
5407619970	WOV FAB CON>=85% NON-TEX POLY PRINT<=170G/M2 EX FL	M2	900	1,319
	SPAIN		900	1,319
5407619975	WOV FAB CON>=85% NON-TEX POLY PRINT WGTING>170G/M2	M2	1,120	3,360
	MEXICO		1,120	3,360
5407692010	WOV FAB CON <85% NON-TEX POLY DYED WT <=170 G/M2	M2	5,804	9,630
	BELGIUM		3,581	6,724
	SOUTH AFRICA,REP.OF		2,223	2,906
5407692060	WOV FAB CON <85% NON-TEX POLY DYED WGHING >170G/M	M2	1,126	3,898
	BELGIUM		1,126	3,898

TABLE - 2 IMPORTS INTO PUERTO RICO FROM FOREIGN COUNTRIES, BY COMMODITY AND COUNTRY OF ORIGIN
FISCAL YEAR 2003

COMM CODE	DESCRIPTION AND COUNTRY	UNIT	QUANTITY	VALUE - $
5407694060	POLYESTER NON-TEX FAB YNS OF DIF COL WT > 170 G/M2	M2	1,915	10,877
	SPAIN		1,915	10,877
5407699010	WOV FAB CON <85% NON-TEX POLY PRINT <= 170G/M2	M2	8,251	7,765
	MEXICO		4,093	2,837
	SPAIN		4,158	4,928
5407699060	WOV FAB CON<85% NON-TEX POLY PRINT WGTING>170G/M2	M2	892	2,675
	MEXICO		892	2,675
5407720015	WOV FAB OF YARN CONT POLY FILAMENTS DYED <=170G/M2	M2	6,584	12,646
	BELGIUM		1,438	2,438
	SPAIN		5,146	10,208
5407731000	WOV FAB CON >=85% SYNTH FAB YNS OF DIF COL THD CNT	M2	24,297	19,535
	SPAIN		24,297	19,535
5407732015	WOV FAB CON POLY FIL YNS OF DIF COLORS <=170G/M2	M2	6,887	7,545
	BRAZIL		3,289	3,896
	SPAIN		3,598	3,649
5407732060	WOV FAB CON >=85% SYNTH FIL YN OF DIF COL >170G/M2	M2	3,981	17,736
	ITALY		2,424	8,537
	SPAIN		1,557	9,199
5407740015	WOV FAB CON POLY YARN PRINTED WEIGHING <= 170G/M2	M2	3,751	6,776
	COLOMBIA		1,954	4,422
	SPAIN		1,797	2,354
5407740060	WOV FAB CON >=85% SYNTH FIL PRNTED WGTING >170G/M2	M2	12,013	28,881
	ARGENTINA		1,168	5,838
	SPAIN		10,845	23,043
5407810090	WOV FAB CON <85% SYNTH FIL MIX W COT UNBL/BL OTHER	M2	714	2,968
	ITALY		714	2,968
5407820040	WOV FAB CON < 85% SYN FIL MIX WITH COT DYED S/T WV	M2	1,090	2,103
	SPAIN		1,090	2,103
5407820090	WOV FAB CONT < 85% SYN FIL MIX WITH COT DYED OTHER	M2	55,586	208,131
	COLOMBIA		6,305	7,612
	ITALY		6,554	123,050
	MEXICO		9,800	10,681
	SPAIN		32,927	66,788
5407830090	WOV FAB CON<85% SYN FIL MX W/COT YNS OF DIF COL OT	M2	40,980	101,729
	BELGIUM		5,221	18,346
	BRAZIL		11,720	41,012
	CHILE		924	2,021
	MEXICO		11,561	10,588
	SPAIN		11,554	29,762
5407840030	WOV FAB CON <85% SYN FIL MIX W/COT PRINTD PRINTCLH	M2	171	1,278
	SPAIN		171	1,278
5407840090	WOV FAB CON <85% SYN FIL MIX WITH COT PRINTD OTHER	M2	11,164	19,192
	DOMINICAN REPUBLIC		6,134	8,775
	SPAIN		5,030	10,417
5408229030	OTH WOV FAB ART DYED WEIGH NOT MORE THAN 170 G/M2	M2	196	744
	ITALY		196	744
5408339010	WV FB ART FIL YN, YN DF CL; MXD SYN FIL/METALZD YN	M2	1,375	4,018
	JAPAN		767	2,306
	SPAIN		608	1,712
	MAN-MADE STAPLE FIBERS	TOTAL		3,102,111
5508100000	SEW THD MMF STPL FIB WTH NT RETAIL SALE SYN STP FB	KG	45,823	237,649
	CHINA (TAIWAN)		775	7,745
	CHINA,PEOPLE'S REP.(MAINLAND)		7,227	26,536
	ITALY		68	2,101
	THAILAND		29,388	164,959
	VIETNAM		8,365	36,308
5509410090	YRN N SWG TD SY ST FB N RTL SL >=85% O YR SY SF SY	KG	374	1,518
	SPAIN		374	1,518
5512190027	WOV FB SYN S F >=85% SYN >=85% PL S F OTH W<=254CM	M2	708	856
	SPAIN		708	856
5512190030	WOV FAB SYN ST FB >=85% SYN >=85% PLY S F OT PRTCL	M2	39,710	45,382
	SPAIN		39,710	45,382
5512190090	WOV FB SYN S F >=85% SYN >=85% PL ST FB OTH NESOI	M2	27,011	57,828
	SPAIN		27,011	57,828
5512290015	WOV FAB SYN ST FB >=85% SYN >=85% ACR/MAC OT PL/BC	M2	19,480	42,183
	SPAIN		19,480	42,183

TABLE - 2 IMPORTS INTO PUERTO RICO FROM FOREIGN COUNTRIES, BY COMMODITY AND COUNTRY OF ORIGIN
FISCAL YEAR 2003

COMM CODE	DESCRIPTION AND COUNTRY	UNIT	QUANTITY	VALUE - $
5512290030	WOV FAB SYN ST FB >=85% ACR/MA OT BL/UBL CHSCL,ETC	M2	399	1,080
	FRANCE		399	1,080
5512290090	WOV FB SYN S F >=85% SYN >=85% ACR/MACR OTH NESOI	M2	33,633	95,638
	ITALY		417	1,077
	SPAIN		33,216	94,561
5512990005	WV FB SYN S F >=85% SYN S F OTH YDC EX BL DN/JAC W	M2	600	2,750
	SPAIN		600	2,750
5513110060	WOV FB SYN S F <85% MX CT <=170G/M2 UB/BL P PW PRT	M2	79,654	26,774
	CHINA,PEOPLE'S REP.(MAINLAND)		37,120	12,398
	PAKISTAN		42,534	14,376
5513130090	WV FB SYN S F <85% MX CT <=170G/M2 UB/BL P O NESOI	M2	4,070	8,419
	SPAIN		4,070	8,419
5513210020	WOV FB SYN S F <85% MX CT <=170G/M2 DYED PY PW P/B	M2	332,747	210,392
	CHINA,PEOPLE'S REP.(MAINLAND)		332,747	210,392
5513210060	WOV FB SYN S F <85% MX CT <=170G/M2 DYED PY PW PRT	M2	674,646	281,691
	CHINA,PEOPLE'S REP.(MAINLAND)		487,707	203,528
	PAKISTAN		157,662	63,916
	SPAIN		2,700	3,233
	THAILAND		26,577	11,014
5513210090	WOV FB SYN S F <85% MY CT <=170G/M2 DYED PY CHSCLH	M2	366	362
	SPAIN		366	362
5513220000	WOV FB SYN F <85% MX CT <=170G/M2 DYED 3-4 T TW PL	M2	195	472
	SPAIN		195	472
5513290090	WV FB SYN S F <85% MX CT <=170G/M2 DYED OWF NESOI	M2	379	949
	SPAIN		379	949
5513310000	WV FB SYN S F <85% MX CT <=170G/M2 YDF PY ST FB PW	M2	3,811	6,663
	SPAIN		3,811	6,663
5513330090	WV FB SYN S F <85% MX CT <=170G/M2 YDF OWFPSF OTHR	M2	97,476	73,505
	THAILAND		97,476	73,505
5513410020	WOV FB SYN S F <85% MX CT <=170G/M2 PRNTD P PW P/B	M2	77,610	44,240
	SPAIN		5,293	8,260
	THAILAND		72,317	35,980
5513410060	WOV FB SYN S F <85% MX CT <=170G/M2 PRNTD P PW PRT	M2	3,860,353	1,589,699
	CHINA,PEOPLE'S REP.(MAINLAND)		233,819	128,058
	PAKISTAN		3,626,534	1,461,641
5513490030	WV FB SYN S F <85% MX CT <=170G/M2 PRNTD OWF PRTCL	M2	990	1,562
	SPAIN		990	1,562
5514190090	WV FB SYN SF <85% MX CT >170G/M2 UB/BL OWF NESOI	M2	196	1,020
	SPAIN		196	1,020
5514230020	WV FB SY SF <85% M CT >170G/M2 DYED OWFPSF ST/T W	M2	563	1,585
	SPAIN		563	1,585
5514290090	WV FB SYN SF <85% MX CT >170G/M2 DYED OWF NESOI	M2	1,216	4,173
	SPAIN		1,216	4,173
5514310000	WV FB SYN SF <85% MX CT >170G/M2 YDC PY SF PLN WV	M2	832	2,593
	SPAIN		832	2,593
5514330010	WV FB SY SF <85% M C >170G/M2 YDC OWFPSF JACQ WV	M2	2,282	6,233
	SPAIN		2,282	6,233
5514330090	WV FB SY SF <85% M C >170G/M2 YDC OWFPSF N JAC W	M2	9,192	23,480
	SPAIN		9,192	23,480
5514410090	WV FB SY SF <85% MX CT >170G/M2 PRNTD OTH 1 PW DCK	M2	23	380
	DOMINICAN REPUBLIC		23	380
5514490020	WV FB SYN SF <85% MX CT >170G/M2 PRNTD OT W F SHTG	M2	336	774
	SPAIN		336	774
5514490090	WV FB SYN SF <85% MX CT >170G/M2 PRNTD OWF NESOI	M2	16,151	35,404
	SPAIN		16,151	35,404
5515110090	OTH WOV FAB SYN PLY ST FB M VIS RAY ST FB OT-NESOI	M2	1,610	5,849
	SPAIN		1,610	5,849
5515120090	OTH WOV FAB SYN POLY STP FB MIXED MMF FIL OT-NESOI	M2	4,344	16,496
	ARGENTINA		3,904	13,685
	CANADA		296	1,478
	SPAIN		144	1,333
5515130510	OT WOV FB SYN PLY ST FB M WFAH >=36% WL/FAH N COMB	M2	6,353	21,771
	MEXICO		6,353	21,771
5515130520	OT WOV FB SYN PLY ST FB M WFAH >=36% WL/FAH COMBED	M2	13,729	67,932
	MEXICO		13,729	67,932
5515131020	OTH WOV FAB POLY ST FB MX WOOL/FINE ANML HR, COMBD	M2	12,442	28,215
	MEXICO		12,442	28,215
5515190090	OTH WOV FAB SYN PLY STP FIBER OTHER ST FB OT-NESOI	M2	1,609	6,634

TABLE - 2 IMPORTS INTO PUERTO RICO FROM FOREIGN COUNTRIES, BY COMMODITY AND COUNTRY OF ORIGIN
FISCAL YEAR 2003

COMM CODE	DESCRIPTION AND COUNTRY	UNIT	QUANTITY	VALUE - $
	ARGENTINA		1,095	3,548
	UNITED KINGDOM OF GT BRITAIN		514	3,086
5515990090	OTH WOVEN FAB OF SYNTHETIC STAPLE FIB OTH NESOI	M2	19	1,237
	SPAIN		19	1,237
5516110090	WOV FAB >=85% BY WGT ARTIF STP FIB UB/BL OTH-NESOI	M2	611	2,060
	SPAIN		611	2,060
5516120010	WOV FAB >=85% BY WGT ART ST FB DYED POPLIN/BRDCL	M2	300	76,492
	SPAIN		300	76,492
5516140095	WOV FAB >=85% BY WGT ARTIF STP FIB PRNTD OTH-NESOI	M2	8,004	17,726
	SPAIN		8,004	17,726
5516210010	WOV FAB <85% WGT ART S F M MNM FIL UB/BL POPL/BRDC	M2	11,381	13,432
	CHINA (TAIWAN)		11,381	13,432
5516210030	WOV FAB <85% WGT ART S F M MNM FIL UB/BL PRNTCLTH	M2	1,203	4,018
	SPAIN		1,203	4,018
5516230090	WOV FAB <85% WGT ART S F M MNM FILMT YDF OTH NESOI	M2	10,757	29,487
	BRAZIL		3,940	20,116
	SPAIN		6,817	9,371
5516930020	WOV FAB ARTIF STP FIB OTH YR DIF CLRS JACQUARD WV	M2	1,927	5,508
	SPAIN		1,927	5,508
	WADDING,FELT AND NONWOVENS;SPECIAL YARNS;TWINE,CORDAGE,ROPES AND CABLES AND ARTICLES THEREOF	TOTAL	1,364,030	20,189,158
5601101000	SANITARY TOWELS/TAMPONS DIAPERS SMLR ART OF COTTON	KG	9,465	52,520
	CANADA		450	3,452
	GREECE		9,015	49,068
5601102000	SANTI TOWELS/TAMPONS DIAPERS SMLR ART TEX EX COTN	KG	7,376	23,153
	SPAIN		7,376	23,153
5601210090	ARTICLES OF WADDING NESOI OF COTTON	KG	91,329	336,878
	CHINA,PEOPLE'S REP.(MAINLAND)		8,623	32,356
	COLOMBIA		149	1,500
	GREECE		1,145	6,556
	MEXICO		26,225	114,921
	SPAIN		34,500	111,529
	UNITED KINGDOM OF GT BRITAIN		20,687	70,016
5602109090	NEEDLELOOM FELTS AND STITCH-BONDED FIBER FAB NESOI	KG	253,191	174,570
	BRAZIL		253,191	174,570
5602290000	FELT NOT IMPREG COAT COVER OR LAMIN TEX MAT NESOI	KG	32,875	31,266
	CHINA (TAIWAN)		3,236	18,711
	DOMINICAN REPUBLIC		29,639	12,555
5603110010	NON-WOV,MM,OTH TN FLR COV/LAM;IMIT SUEDE,<=25 G/M2	KG	87,663	175,511
	COLOMBIA		87,663	175,511
5603110090	OTH NONWOV, MANMADE, NT IMPREG/COATED, =< 25 G/M2	KG	93,430	283,057
	COLOMBIA		89,413	190,074
	GERMANY		2,012	45,000
	JAPAN		1,799	47,152
	VENEZUELA		206	831
5603120010	NON-WOVENS,MM,IMIT SUEDE, > 25 G/M2 AND <= 70 G/M2	KG	6,736	36,666
	MEXICO		6,736	36,666
5603120090	OTH NONWOV,MANMADE,NT IMP/COATED, >25 & =< 70 G/M2	KG	97,076	385,219
	MEXICO		71,562	331,109
	VENEZUELA		25,514	54,110
5603130090	OTH NONWOV,MANMADE,NT IMP/COATED,>70 & =< 150 G/M2	KG	33,769	113,702
	DOMINICAN REPUBLIC		815	14,423
	MEXICO		7,003	24,681
	UNITED KINGDOM OF GT BRITAIN		1,036	17,377
	VENEZUELA		24,915	57,221
5603910090	OTH NONWOV,NT MANMADE, NT IMPREG/COATED, =< 25 G/M	KG	82	1,419
	CANADA		5	300
	GERMANY		77	1,119
5603920090	OTH NONWOV, NT MM,NT IMP/COATED, >25 & =< 70 G/M2	KG	89,643	2,962,705
	GERMANY		159	2,254
	HONG KONG		35,949	174,183
	UNITED KINGDOM OF GT BRITAIN		53,535	2,786,268
5603930090	OTH NONWOV, NT MM, NT IMP/COATED,>70 & =< 150 G/M2	KG	5,588	22,100
	HONG KONG		5,588	22,100
5603949090	OTH NONWOVEN, NOT MANMADE, OF STPL FIB, > 150 G/M2	KG	4,847	16,050

TABLE - 2 IMPORTS INTO PUERTO RICO FROM FOREIGN COUNTRIES, BY COMMODITY AND COUNTRY OF ORIGIN
FISCAL YEAR 2003

COMM CODE	DESCRIPTION AND COUNTRY	UNIT	QUANTITY	VALUE - $
	CHINA,PEOPLE'S REP.(MAINLAND)		4,847	16,050
5607210000	BINDER OR BALER TWINE OF SISAL FIBERS	KG	21,447	10,995
	VENEZUELA		21,447	10,995
5607290000	TWINE CORD ETC EX BINDER OR BALER OF SISAL FIBERS	KG	36,743	37,941
	BRAZIL		23,368	20,606
	MEXICO		8,071	11,020
	VENEZUELA		5,304	6,315
5607411000	BINDER/BALER TWN WD NFIBRL STRP OF POLYETH/POLYPRP	KG	68,505	99,041
	CZECH REPUBLIC		7,143	11,689
	SPAIN		115	839
	VENEZUELA		61,247	86,513
5607413000	BINDER/BALER TWINE OF POLYETHYLENE/PLOYPRP NESOI	KG	38,063	45,055
	CANADA		7,918	4,369
	COSTA RICA		18,420	23,394
	VENEZUELA		11,725	17,292
5607491000	TWINE ETC POLYETHYLENE NESOI WIDE NONFIBRILLATED	KG	7,405	16,540
	CHINA,PEOPLE'S REP.(MAINLAND)		1,438	8,021
	KOREA,REP. OF (SOUTH KOREA)		5,967	8,519
5607491500	TWINE POLYETHYLENE NESOI NT BRAID <4.8MM DIA NESOI	KG	32	1,106
	CHINA (TAIWAN)		32	1,106
5607492500	TWINE POLYETHYLENE NESOI NT BRAID/PLAITED, NESOI	KG	113,589	103,482
	GUATEMALA		108,348	81,083
	UNITED KINGDOM OF GT BRITAIN		427	16,350
	VENEZUELA		4,814	6,049
5607493000	CORDAGE ETC OF POYLETHYLENE/POLYPROPLENE NESOI	KG	584	2,230
	CHINA,PEOPLE'S REP.(MAINLAND)		584	2,230
5607502500	TWNE,CORD,NT BRD OR PLT, 3/4 PLY MLTICLRD, 10% COT	KG	3,090	5,374
	HONDURAS		3,090	5,374
5607503500	TWINE, CORD ETC OF OTH SYN FIBER NT BRAID OR PLAIT	KG	21,620	41,469
	GUATEMALA		21,620	41,469
5607504000	TWINE, CORDAGE, ETC OF OTH SYNTHETIC FIBERS, NESOI	KG	7,172	13,787
	CHINA,PEOPLE'S REP.(MAINLAND)		7,172	13,787
5607909000	TWINE CORDAGE ROPE BRAIDED OF TEXTILE FIBERS NESOI	KG	27,939	44,780
	HONDURAS		27,939	44,780
5608192090	KNOTTED NETTING OF TWINE NESOI OF MANMADE TEXT MAT	KG	2,553	11,971
	NICARAGUA		6	281
	SPAIN		2,547	11,690
5608902300	HAMMOCKS OF KNOT NETTING OF TWINE, CORDAGE; COTTON	KG	49,492	185,254
	CHINA,PEOPLE'S REP.(MAINLAND)		20,950	46,026
	COLOMBIA		1,358	4,963
	ECUADOR		4,899	11,715
	EL SALVADOR		2,771	11,441
	MEXICO		54	339
	NICARAGUA		19,460	110,770
5608903000	KNOTTED NETTING OF TWINE NESOI OF TEXTILE MATL EXC	KG	13,565	49,633
	CANADA		405	1,760
	CHINA,PEOPLE'S REP.(MAINLAND)		10,138	26,440
	ECUADOR		2,259	13,800
	MEXICO		85	926
	NEW ZEALAND		117	4,849
	NICARAGUA		88	688
	UNITED KINGDOM OF GT BRITAIN		473	1,170
5609001000	ART O YRN, STRIP, TWINE, CORD, ROPE, CABLE NES COT	KG	1,214	2,943
	CHINA,PEOPLE'S REP.(MAINLAND)		638	1,956
	NICARAGUA		576	987
5609003000	ART OF YARN, STRIP, ETC, NES OF MANMADE FIBERS	KG	94,092	9,113,116
	CHINA,PEOPLE'S REP.(MAINLAND)		4,635	9,452
	COSTA RICA		9,622	12,903
	DOMINICAN REPUBLIC		70,953	9,061,237
	ECUADOR		8,737	25,250
	MEXICO		145	4,274
5609004000	ARTICLE OF YARN, STRIP, TWN, NES, TEXT MATL NESII	KG	43,855	5,789,625
	CANADA		94	1,598
	CHINA,PEOPLE'S REP.(MAINLAND)		1,917	5,885
	DOMINICAN REPUBLIC		41,100	5,780,742
	ECUADOR		744	1,400
	CARPETS AND OTHER TEXTILE FLOOR COVERINGS	TOTAL	728,374	3,239,532

TABLE - 2 IMPORTS INTO PUERTO RICO FROM FOREIGN COUNTRIES, BY COMMODITY AND COUNTRY OF ORIGIN
FISCAL YEAR 2003

COMM CODE	DESCRIPTION AND COUNTRY	UNIT	QUANTITY	VALUE - $
5701101600	TEXTILE CARPET, H-KNOT ALPACA ETC N-CERT	M2	30	3,150
	TURKEY		30	3,150
5701104000	TEXT FLOOR COVERING, HAND-HOOKED/KNOTTED, WOOL/FAH	M2	2,261	53,443
	AZERBAIJAN		14	264
	CHINA,PEOPLE'S REP.(MAINLAND)		25	2,698
	INDIA		168	8,059
	IRAN		1,955	39,559
	PAKISTAN		91	2,173
	TURKEY		8	690
5701109000	TEXTILE CARPETING, KNOTTED, WOOL/FAH NESOI	M2	10	4,370
	BELGIUM		10	4,370
5701901010	TEXTILE CARPETING, HAND-KNOTTED PILE EXC WOOL	M2	195	44,614
	CHINA,PEOPLE'S REP.(MAINLAND)		29	919
	INDIA		164	41,686
	IRAN		2	2,009
5701902010	CARPETING & TEXTILES FLR COVRNG HAND-HOOKED NESOI	M2	208	8,951
	INDIA		93	3,253
	IRAN		115	5,698
5701902030	CARPETNG & TEXT FLOOR COVERINGS KNOTTED, MMF NESOI	M2	2,062	18,196
	CHINA,PEOPLE'S REP.(MAINLAND)		2,060	16,237
	FRANCE		2	1,959
5701902090	TEXTILE CARPETING, KNOTTED, TEXTILE FIBERS NESOI	M2	23	4,586
	ARGENTINA		23	4,586
5702109010	TEXTILE CARPETS, WOVEN KELAM ETC WOOL N CERT	M2	379	14,674
	AZERBAIJAN		75	449
	CHINA,PEOPLE'S REP.(MAINLAND)		27	2,573
	IRAN		124	1,444
	PAKISTAN		129	8,912
	TURKEY		24	1,296
5702109020	TEXTILE CARPETS, WOVEN KELAM ETC COTTON N CERT	M2	2,878	3,593
	INDIA		39	1,325
	MOROCCO		9	271
	PAKISTAN		230	761
	SPAIN		2,600	1,236
5702312000	TEXTILE CARPETS, WOV WOOL PILE, NOT MADE UP NESOI	M2	6,831	192,810
	THAILAND		6,831	192,810
5702322000	TEXTILE CARPETS, WOV MANMADE PILE, N MADE UP NESOI	M2	102	1,404
	CANADA		102	1,404
5702412000	TEXTILE CARPETS, WOVEN WOOL PILE NESOI, MADE UP	M2	1,250	18,953
	UNITED KINGDOM OF GT BRITAIN		1,250	18,953
5702421000	TEXTILE CARPETS, WOV WILTON ETC, MMF PILE, MADE UP	M2	15	663
	ITALY		15	663
5702422080	CARPETS & FLR CVRNG MMF PILE, MADE-UP NESOI WOVEN	M2	194	3,312
	INDIA		194	3,312
5702491500	TEXTILE CARPETS, WOVEN JUTE PILE, MADE UP	M2	97	1,155
	PERU		97	1,155
5702520000	TEXTILE CARPETS, WOV NO PILE, MMF, NOT MADE UP	M2	18	575
	JAPAN		18	575
5702913000	TEXTILE CARPETS, WOV NO PILE, WL OTH H-LM MADE UP	M2	35	8,583
	ITALY		9	1,310
	NEPAL		26	7,273
5702914000	TEXTILE CARPETS, WOV NO PILE, WOOL N H-LM, MADE UP	M2	9	1,518
	ITALY		9	1,518
5702920090	TEXTILE CARPETS, WOV NO PILE, MMF, MADE UP	M2	386	12,143
	BELGIUM		346	4,490
	ITALY		40	7,653
5702991090	TEXTILE CARPETS WOV NO PILE COT MADE UP	M2	5,093	47,530
	FRANCE		235	857
	INDIA		4,858	46,673
5702992000	TEXTILE CARPETS, WOV NO PILE , TEX NESOI, MADE UP	M2	42,447	56,566
	CHINA,PEOPLE'S REP.(MAINLAND)		42,420	55,666
	PHILIPPINES		27	900
5703100020	TEXT CARPETS, TUFTED, OF WOOL OR FAH, HAND-HOOKED	M2	128	4,703
	GERMANY		95	3,667
	ITALY		33	1,036
5703100080	TEXT CARPETS,TUFTED,OF WOOL OR FAH, NT HAND-HOOKED	M2	111	17,028
	BELGIUM		21	5,486

TABLE - 2 IMPORTS INTO PUERTO RICO FROM FOREIGN COUNTRIES, BY COMMODITY AND COUNTRY OF ORIGIN
FISCAL YEAR 2003

COMM CODE	DESCRIPTION AND COUNTRY	UNIT	QUANTITY	VALUE - $
	ITALY		11	2,237
	TURKEY		59	6,788
	UNITED KINGDOM OF GT BRITAIN		20	2,517
5703202010	TX CRPT TFTD NYL ETC, <= 5.25M2 IN AREA N HAND-HKD	M2	18,568	103,600
	CANADA		8,991	28,944
	CHINA,PEOPLE'S REP.(MAINLAND)		9,577	74,656
5703300020	TEXTILE CARPET, TUFTED, OTH MANMADE, HAND-HOOKED	M2	20,132	25,408
	CHINA,PEOPLE'S REP.(MAINLAND)		20,132	25,408
5703300030	TEX CRPT TUFT,OTH MM,<= 5.25 M2 AREA, NT HAND-HOOK	M2	21,665	141,764
	BELGIUM		1,102	10,284
	CHINA,PEOPLE'S REP.(MAINLAND)		7,025	27,560
	COLOMBIA		13,533	103,343
	FRANCE		5	577
5703300080	TEXT CRPT,TUFT,OTH MM, > 5.25 AREA, NT HAND-HOOKED	M2	6,207	110,112
	GERMANY		6,207	110,112
5703900000	TEXTILE CARPETS, TUFTED, TEXTILE MATERIALS NESOI	M2	202,366	846,378
	BELGIUM		18,456	58,879
	CHINA,PEOPLE'S REP.(MAINLAND)		94,932	423,502
	TURKEY		88,978	363,997
5704900010	TEX CARPET TILES FELT,NOT TUFTED,ETC,WOOL OR FAH	M2	6	1,054
	ITALY		6	1,054
5704900090	TEXTILE CARPET TILES FELT, NOT TUFTED ETC, NESOI	M2	212,816	698,095
	BELGIUM		19,820	46,254
	CHINA,PEOPLE'S REP.(MAINLAND)		192,986	650,699
	UNITED KINGDOM OF GT BRITAIN		10	1,142
5705001000	TEXTILE CARPETS NESOI, OF COIR	M2	2,052	9,833
	CHINA,PEOPLE'S REP.(MAINLAND)		2,052	9,833
5705002015	OTH TEXT CARPET, OF WOOL/FAH, OTH THAN NEEDLEPOINT	M2	86	928
	DOMINICAN REPUBLIC		86	928
5705002030	TEXTILE CARPETS NESOI, OF MANMADE FIBER	M2	179,023	777,084
	CANADA		46	1,392
	CHINA,PEOPLE'S REP.(MAINLAND)		156,772	660,651
	COLOMBIA		6,930	48,360
	ITALY		8	3,450
	MEXICO		100	273
	SAUDI ARABIA		7,942	32,906
	TURKEY		7,224	29,652
	VENEZUELA		1	400
5705002090	TEXTILE CARPETS NESOI, OF MATERIALS NESOI	M2	691	2,756
	CHINA,PEOPLE'S REP.(MAINLAND)		600	1,362
	MEXICO		36	388
	SPAIN		55	1,006
	SPECIAL WOVEN FABRICS;TUFTED TEXTILE FABRICS; LACE; TAPESTRIES; TRIMMINGS; EMBROIDERY	TOTAL		2,503,167
5802190000	TERRY TOWEL & SIMILAR WOV FAB NT NARROW COT, OTHER	M2	550	4,019
	BELGIUM		270	558
	GERMANY		280	3,461
5803904090	GAUZE, NOT NARROW OTH TEXTILE MAT, NESOI, NESOI	M2	287	561
	FRANCE		287	561
5804101000	TULLES & OTH NET FAB OF COTTON OR MAN-MADE FIBERS	KG	2,489	37,071
	BELGIUM		46	3,854
	FRANCE		62	780
	MEXICO		2,381	32,437
5804109090	TULLES & OTH NET FAB NT WOV, KNIT/CROCHETED, NESOI	KG	1,490	19,584
	MEXICO		1,490	19,584
5804210000	LACE IN PCE, STRIP, MOTIF MECHANICAL MADE MMF	KG	14,666	205,909
	CANADA		21	500
	CHINA,PEOPLE'S REP.(MAINLAND)		2,010	17,376
	COLOMBIA		7,554	115,444
	MEXICO		5,081	72,589
5804291000	MECH MDE LACE COT LACE IN PIECE, STRIP, MOTIFS	KG	3,918	183,137
	COLOMBIA		1,234	13,780
	ITALY		38	635
	POLAND		171	4,092
	SPAIN		2,475	164,630

TABLE - 2 IMPORTS INTO PUERTO RICO FROM FOREIGN COUNTRIES, BY COMMODITY AND COUNTRY OF ORIGIN
FISCAL YEAR 2003

COMM CODE	DESCRIPTION AND COUNTRY	UNIT	QUANTITY	VALUE - $
5805003000	HAND-WOVEN TAPESTRIES, NESOI: OF COTTON	M2	807	6,867
	INDIA		260	3,272
	ITALY		547	3,595
5806200010	OTH NAR WOV FAB =>5% ELAST YRN/RUBBER THRD, OTHER	KG	30,139	127,372
	CHINA,PEOPLE'S REP.(MAINLAND)		1,682	3,571
	COLOMBIA		11,710	40,484
	GUATEMALA		44	825
	MEXICO		236	2,996
	SPAIN		137	3,428
	THAILAND		16,330	76,068
5806310000	NARROW WOVEN FABRICS, NESOI, OF COTTON	KG	3,196	20,522
	CHINA,PEOPLE'S REP.(MAINLAND)		1,392	10,400
	ITALY		153	1,425
	ROMANIA		1,651	8,697
5806321090	RIBBONS OF NARROW WOVEN FABRICS: MAN-MADE FIBERS	KG	37,631	564,431
	CHINA (TAIWAN)		13,720	273,296
	CHINA,PEOPLE'S REP.(MAINLAND)		14,272	144,333
	FRANCE		5	719
	ITALY		854	29,673
	MEXICO		6,715	95,468
	VENEZUELA		2,065	20,942
5806322000	NARROW WOVEN FABRICS OF MANMADE FIBER, NESOI	KG	40,807	474,041
	CHINA (TAIWAN)		14,037	117,396
	COLOMBIA		8,670	109,411
	KOREA,REP. OF (SOUTH KOREA)		2,231	5,879
	SPAIN		3,063	48,546
	VENEZUELA		12,806	192,809
5806393020	NARROW WOVEN FABRICS EX LABELS ETC OF METALIZED YN	KG	31,538	579,700
	CHINA (TAIWAN)		17,523	174,515
	CHINA,PEOPLE'S REP.(MAINLAND)		13,097	397,267
	JAPAN		918	7,918
5807102010	WOV BADGE, SIMI ART TEX MAT NOT EMBROID WOV OF COT	KG	29	487
	ITALY		29	487
5807102020	WOVEN BADGE, SIMI ART TEX MAT NOT EMBROID MMF	KG	471	1,026
	SPAIN		471	1,026
5807902020	KNIT BADGE, SIMI ART TEX MAT NT EMBROID OT THN MMF	KG	345	25,575
	CHINA,PEOPLE'S REP.(MAINLAND)		345	25,575
5808104000	BRAIDS IN PCE SUIT MKG/ORN HDWR OF COTTON OR MMF	KG	6,158	88,874
	COLOMBIA		3,563	34,230
	MEXICO		2,207	47,555
	SPAIN		388	7,089
5808107000	BRAIDS IN THE PIECE, NESOI, OF COTTON OR MANAMDE	KG	330	3,929
	COLOMBIA		276	776
	SOUTH AFRICA,REP.OF		54	3,153
5808109000	BRAIDS IN THE PIECE, NESOI, NESOI	KG	468	12,346
	MEXICO		468	12,346
5808900010	ORN TRIM IN PCE, W/O EMBROID, OTH KNT OF COT/MMF	KG	6,109	110,678
	COLOMBIA		559	6,187
	MEXICO		1,920	39,780
	SPAIN		3,630	64,711
5808900090	ORN TRIM IN PCE W/O EMBROID, OTH KNIT NESOI, NESOI	KG	1,110	28,863
	MEXICO		420	8,699
	SOUTH AFRICA,REP.OF		645	18,150
	SPAIN		45	2,014
5809000000	WOVEN FABRICS OF METAL THREAD & METALIZED YARN NEC	M2	8,845	5,969
	JAPAN		8,845	5,969
5810910020	EMB IN PCE STRIPS MOTIFS COT W VSB GRND <=200 G/M2	KG	140	2,206
	GUATEMALA		91	1,306
	INDIA		49	900
	IMPREGNATED,COATED,COVERED OR LAMINATED TEXTILE FABRICS;TEXTILE ARTICLES OF A KIND SUITABLE FOR INDUSTRIAL USE	TOTAL		2,892,801
5901902000	TRACING CLOTH; PAINTING CANVAS ETC, MANMADE FIBERS	M2	712	1,591
	KOREA,REP. OF (SOUTH KOREA)		712	1,591
5901904000	TRACING CLOTH; PAINTING CANVAS ETC, EXCEPT MMF	M2	1,028	34,800

TABLE - 2 IMPORTS INTO PUERTO RICO FROM FOREIGN COUNTRIES, BY COMMODITY AND COUNTRY OF ORIGIN
FISCAL YEAR 2003

COMM CODE	DESCRIPTION AND COUNTRY	UNIT	QUANTITY	VALUE - $
	CHINA,PEOPLE'S REP.(MAINLAND)		1,028	34,800
5903102010	TX FAB NESOI SHEAT PVC ETC MMF NESOI O 70% RU PL	M2	8,078	35,900
	ITALY		8,078	35,900
5903102500	TEXTILE FABRIC NESOI PVC ETC MMF NESOI NO 70% R PL	M2	6,610	72,196
	SPAIN		6,610	72,196
5903103000	TEXTILE FABRIC NESOI PVC ETC, NOT COTTON OR MMF	M2	13,018	78,254
	MEXICO		9,218	23,182
	SPAIN		3,800	55,072
5903201000	TEXTILE FABRIC NESOI, COATED ETC WITH PU, COTTON	M2	261	7,212
	ITALY		261	7,212
5903202500	TEXTILE FABRIC NESOI PU ETC MMF NESOI NOV 70% R PL	M2	809	7,737
	UNITED KINGDOM OF GT BRITAIN		809	7,737
5903901500	TEXTILE FABRIC NESOI,NO PVC PU,MM BD, OV 60% PLAST	M2	7,290	18,909
	GUADELOUPE		1,000	2,970
	SPAIN		6,290	15,939
5903902500	TEXT FABRIC NESOI NO PVC PU,NN C OTH NOV70% RU PLA	M2	680	3,174
	GERMANY		680	3,174
5904100000	LINOLEUM, WHETHER OR NOT CUT TO SHAPE	M2	60	504
	GERMANY		60	504
5906912000	RUB TEXTILE FABRIC NESOI, KNIT ETC MMF 0 70% RU P	M2	223,538	1,351,962
	CHINA (TAIWAN)		223,538	1,351,962
5908000000	TEXTILE WICKS FOR LAMPS ETC AND GAS MANTLES ETC	KG	5,708	26,745
	BRAZIL		5,708	26,745
5910001090	TRANSMISSION/CONVEYOR BELT OR BELTING EX POWER MMF	KG	1,553	36,973
	GERMANY		1,553	36,973
5910009000	TEXTILE TRANSMISSION BELTS, INCL REINFORCED, NESOI	KG	12	259
	AUSTRIA		12	259
5911102000	TEXTILE CARD CLOTHING AND SIMILAR FABRICS	KG	395	10,443
	MEXICO		395	10,443
5911400000	TEXTILE STRAINING CLOTH USED IN OIL PRESSES ETC	KG	24,189	1,188,863
	GERMANY		3	1,005
	IRELAND		739	58,997
	UNITED KINGDOM OF GT BRITAIN		23,447	1,128,861
5911900080	TEXTILE PRODUCTS ETC FOR TECHNICAL USES NESOI	KG	2,700	17,279
	CHINA,PEOPLE'S REP.(MAINLAND)		90	739
	SPAIN		2,610	16,540
	KNITTED OR CROCHETED FABRICS	TOTAL		801,891
6001991000	OTHER PILE FABRIC CON>=85% WGT SILK KNIT/CROCHETED	M2	1,836	16,194
	KOREA,REP. OF (SOUTH KOREA)		1,836	16,194
6002408020	OTH KT FAB LT=30 CM WD GT=5% ELSTO YRN, WRP KT	KG	47	1,976
	SPAIN		47	1,976
6002408080	OTH KNT FAB LT=30 CM WD GT=5% ELSTO YRN,NESOI	KG	14,475	102,394
	GUATEMALA		14,475	102,394
6002904000	OTH KNT COT FB LE 30CM WD GE 5% ELSTM YRN/RUB THRD	KG	2,180	15,344
	MEXICO		2,180	15,344
6003301000	OPEN WORK FAB OF SYNTHETIC FIBERS WIDTH LE 30CM	KG	2,545	165,416
	SPAIN		2,545	165,416
6003306000	OTH KNIT FAB OF SYNTHETIC FIB OF WIDTH LE 30CM	KG	853	15,511
	ARGENTINA		664	2,842
	INDIA		189	12,669
6003909000	OTH KNITTED FAB NESOI LE 30CM, NT OPEN WORK	KG	40,616	44,633
	ARGENTINA		2,672	18,951
	CANADA		37,944	25,682
6004100010	OPN WK FIG FAB, WARP KNIT, >5% ELASTO, >30CM WIDE	KG	15	1,356
	FRANCE		15	1,356
6004100085	KNT/CROCHET FABS, >5% ELAST,W/O RUBBER >3OCM NESOI	KG	9,492	105,413
	ARGENTINA		9,460	102,724
	ITALY		32	2,689
6005220000	WARP KNIT FABRICS(INCLUDNG GALLOON)OF DYED COTTON	KG	4,354	29,176
	MEXICO		4,354	29,176
6005310080	OTHR UNBLEACHD/BLEACHD SYNTH FIBS, WRP KNIT, NESOI	KG	7,338	90,675
	ARGENTINA		6,863	73,313
	THAILAND		475	17,362
6005320010	OPN-WRK FABS, DYED, SYNTH WRP KNT, EXCL 6001-6004	KG	962	35,297
	COLOMBIA		962	35,297
6005320080	OTHER DYED, SYNTHETIC, WARP KNIT FABRICS, NESOI	KG	212	3,790

TABLE - 2 IMPORTS INTO PUERTO RICO FROM FOREIGN COUNTRIES, BY COMMODITY AND COUNTRY OF ORIGIN
FISCAL YEAR 2003

COMM CODE	DESCRIPTION AND COUNTRY	UNIT	QUANTITY	VALUE - $
	BRAZIL		108	1,624
	COLOMBIA		104	2,166
6005340010	OPEN-WORK FABRICS, PRINTED, SYNTHETHIC WARP KNIT	KG	530	8,099
	SPAIN		530	8,099
6005340080	OTHER PRINTED, SYNTHETIC FIBERS, WARP KNIT	KG	71	1,711
	COLOMBIA		48	1,056
	SPAIN		23	655
6006219080	OTH KNIT/CROCHT UNBLEACH/BLEACH COT FABRICS,NESOI	KG	164	1,666
	ARGENTINA		164	1,666
6006229080	OTH KT/CRCHT OF DYE, CT FAB, NESOI (EXC SINGL KNT)	KG	3,052	21,890
	ARGENTINA		3,052	21,890
6006320040	POLYESTER DYED, DBL KNT/INTRLOCK CONST, SYNTH FIBS	KG	4,693	30,165
	ARGENTINA		4,693	30,165
6006320060	OTHER DYED DBL KNIT/INTRLCK CONST SYNTHETIC FIBS	KG	362	3,006
	ARGENTINA		362	3,006
6006320080	OTHER DYED, SYNTHETIC FIBERS, OF KNIT FABS, NESOI	KG	19,640	71,852
	ARGENTINA		7,399	32,777
	CHINA (TAIWAN)		12,141	38,296
	SPAIN		100	779
6006330040	POLYESTER YRNS OF DIFF COLORS, DBL KNIT SYNTH FIBS	KG	6,683	35,285
	ARGENTINA		6,683	35,285
6006420085	KNIT/CROCHET FABRIC OF ART FIBERS, DYED, NESOI	KG	12	1,042
	ITALY		12	1,042
	ARTICLES OF APPAREL AND CLOTHING ACCESSORIES,KNITTED OR CROCHETED	TOTAL		122,330,616
6101200010	MEN'S OVERCOATS, CARCOATS, ETC OF COTTON, KNIT	DOZ	3	494
	MEXICO		3	494
6101302010	MEN'S OVERCOATS ETC OF OTHER MANMADE FIBERS, KNIT	DOZ	48	8,425
	MEXICO		48	8,425
6102200010	WOMEN'S OVERCOATS, CARCOATS, ETC OF COTTON, KNIT	DOZ	32	2,867
	PORTUGAL		32	2,867
6102200020	GIRLS' OVERCOATS, CARCOATS, ETC OF COTTON, KNIT	DOZ	6	936
	MEXICO		5	554
	SPAIN		1	382
6103230045	M/B ENS OF SHORTS OF OTHER SYNTHETIC FIBERS, KNIT	DOZ	2,208	21,003
	DOMINICAN REPUBLIC		2,208	21,003
6103230075	M/B ENS OF SHIRTS OF OTHER SYNTHETIC FIBERS, KNIT	DOZ	1,042	6,752
	DOMINICAN REPUBLIC		1,042	6,752
6103421020	MEN'S TROUSERS AND BREECHES OF COTTON, KNIT	DOZ	72	5,143
	COLOMBIA		33	3,300
	GUATEMALA		37	666
	ITALY		2	1,177
6103421040	BOY'S TROUSERS & BREECHES, NESOI, OF COTTON, KNIT	DOZ	485	15,525
	BRAZIL		12	293
	COLOMBIA		49	3,156
	EL SALVADOR		48	3,240
	PANAMA		376	8,836
6103421050	MEN'S SHORTS OF COTTON, KNIT	DOZ	62	4,461
	CHILE		5	264
	COLOMBIA		44	3,377
	PORTUGAL		13	820
6103421070	BOYS' SHORTS, OTH THN IMPT PRTS PLYSTS, COT, KNIT	DOZ	1,352	36,499
	BRAZIL		296	6,102
	COLOMBIA		82	4,324
	EL SALVADOR		154	10,661
	MEXICO		4	289
	PANAMA		804	14,564
	PERU		12	559
6103431540	BOYS' TROUSERS & BREECHES NESOI OF SYN FIB, KNIT	DOZ	5	382
	COLOMBIA		5	382
6103431550	MEN'S SHORTS OF OTHER SYNTHETIC FIBERS, KNIT	DOZ	109	13,681
	ARGENTINA		9	336
	BRAZIL		18	3,508
	CANADA		6	2,113
	CHINA (TAIWAN)		30	2,429
	COLOMBIA		18	3,281

TABLE - 2 IMPORTS INTO PUERTO RICO FROM FOREIGN COUNTRIES, BY COMMODITY AND COUNTRY OF ORIGIN
FISCAL YEAR 2003

COMM CODE	DESCRIPTION AND COUNTRY	UNIT	QUANTITY	VALUE - $
	INDONESIA		19	456
	ITALY		9	1,558
6103431570	BOY'S SHORTS NESOI OF SYNTHETIC FIBERS, KNIT	DOZ	71	851
	COLOMBIA		71	851
6103498024	M/B TROUSERS/BREECHES OF OTH TEXT MAT, KNIT, NESOI	DOZ	2	973
	ITALY		2	973
6104120030	W/G TROUSERS ETC IMP AS PART OF SUIT OF COT, KNIT	DOZ	2,040	18,756
	DOMINICAN REPUBLIC		1,948	15,426
	MEXICO		92	3,330
6104230032	W/G ENS OF TROUSERS OF OT SYNTHETIC FIBERS, KNIT	DOZ	591	10,604
	DOMINICAN REPUBLIC		591	10,604
6104320000	W/G SUIT-TYPE JACKETS AND BLAZERS OF COTTON, KNIT	DOZ	13	1,335
	COLOMBIA		13	1,335
6104332000	W/G SUIT-TYPE JACKETS OF SYN FIB <23% WOOL, KNIT	DOZ	3	351
	COLOMBIA		3	351
6104420010	WOMEN'S DRESSES OF COTTON, KNIT	DOZ	174	20,090
	BRAZIL		65	10,201
	COLOMBIA		69	5,927
	INDONESIA		11	612
	MEXICO		20	1,874
	PORTUGAL		4	284
	SPAIN		5	1,192
6104420020	GIRLS' DRESSES OF COTTON, KNIT	DOZ	176	7,455
	BRAZIL		34	1,350
	CHILE		8	1,270
	ITALY		7	719
	MEXICO		6	673
	PANAMA		119	2,794
	SPAIN		2	649
6104432010	WOMEN'S DRESSES OF OTHER SYNTHETIC FIBERS, KNIT	DOZ	143	13,092
	ARGENTINA		9	1,199
	BRAZIL		3	659
	COLOMBIA		38	2,983
	ITALY		2	1,102
	MEXICO		77	4,664
	SPAIN		14	2,485
6104432020	GIRLS' DRESSES OF OTHER SYNTHETIC FIBERS, KNIT	DOZ	260	13,597
	EL SALVADOR		98	7,265
	MEXICO		162	6,332
6104442010	WOMEN'S DRESSES OF ARTIFICIAL FIB <23% WOOL, KNIT	DOZ	33	3,954
	INDONESIA		24	1,755
	SPAIN		9	2,199
6104499060	W/G DRESSES OF OTHER TEXTILE MATERIAL, KNIT, NESOI	DOZ	3	294
	CHILE		3	294
6104520010	WOMEN'S SKIRTS AND DIVIDED SKIRTS OF COTTON, KNIT	DOZ	154	10,933
	BRAZIL		32	4,120
	COLOMBIA		89	5,172
	INDONESIA		20	814
	MEXICO		12	540
	SPAIN		1	287
6104520020	GIRLS' SKIRTS AND DIVIDED SKIRTS OF COTTON, KNIT	DOZ	517	14,444
	BRAZIL		227	4,452
	COLOMBIA		16	1,395
	MEXICO		65	3,677
	PANAMA		209	4,920
6104532010	WOMEN'S SKIRTS OF SYNTHETIC FIBER <23% WOOL, KNIT	DOZ	433	18,066
	ARGENTINA		3	491
	BRAZIL		3	414
	COLOMBIA		397	14,125
	INDONESIA		27	1,944
	ITALY		2	657
	SPAIN		1	435
6104532020	GIRLS' SKIRTS OF SYNTHETIC FIBERS <23% WOOL, KNIT	DOZ	24	848
	COLOMBIA		12	505
	EL SALVADOR		12	343
6104591030	WOMEN'S SKIRTS OF ARTIFICIAL FIBERS NESOI, KNIT	DOZ	45	2,613
	INDONESIA		45	2,613
6104594000	W/G SKIRTS OF SILK CONT 70% MORE SILK, KNIT	DOZ	1	290

TABLE - 2 IMPORTS INTO PUERTO RICO FROM FOREIGN COUNTRIES, BY COMMODITY AND COUNTRY OF ORIGIN
FISCAL YEAR 2003

COMM CODE	DESCRIPTION AND COUNTRY	UNIT	QUANTITY	VALUE - $
	ITALY		1	290
6104621030	GIRLS OVERALLS OF COTTON, NT INSULATED KNIT	DOZ	98	2,195
	PANAMA		98	2,195
6104622006	KNITTED WOMENS COTTON TROUS, CONT >=5% ELAST YARN	DOZ	170	4,818
	BRAZIL		72	843
	COLOMBIA		5	704
	MEXICO		93	3,271
6104622011	KNITTED WOMENS COTTON TROUSERS, OTHER	DOZ	4,399	207,799
	BRAZIL		1,937	88,818
	COLOMBIA		2,364	112,495
	INDONESIA		27	1,253
	MEXICO		5	675
	PORTUGAL		64	4,257
	SPAIN		2	301
6104622021	KNIT GIRLS COT TROUS, PARTS OF PLAYSUITS, OTHER	DOZ	12	1,109
	EL SALVADOR		12	1,109
6104622028	KNITTED GIRLS COTTON TROUSERS, NESOI	DOZ	701	23,667
	BRAZIL		389	7,155
	COLOMBIA		125	8,980
	EL SALVADOR		82	3,283
	INDONESIA		22	1,526
	MEXICO		7	560
	PANAMA		76	2,163
6104622030	WOMEN'S SHORTS OF COTTON, KNIT	DOZ	475	17,687
	BRAZIL		95	2,160
	COLOMBIA		344	12,700
	EL SALVADOR		18	1,419
	PAKISTAN		18	1,408
6104622060	G SHORTS COT N-IMPORTED AS PART OF PLAYSUITS, KNIT	DOZ	2,891	76,577
	BRAZIL		420	10,267
	COLOMBIA		60	2,501
	EL SALVADOR		171	13,617
	MEXICO		827	16,127
	PANAMA		1,413	34,065
6104632011	KNITTED WOMENS SYN TROUSERS, OTHER	DOZ	23,351	381,324
	BRAZIL		31	3,508
	COLOMBIA		1,878	69,205
	DOMINICAN REPUBLIC		21,409	306,892
	INDONESIA		33	1,719
6104632028	KNIT GIRLS SYN TROUSERS, NESOI	DOZ	514	9,781
	COLOMBIA		257	2,087
	MEXICO		257	7,694
6104632030	W SHIRTS OF SYN FIBERS CONT <23% WOOL/FAH, KNIT	DOZ	375	16,125
	BRAZIL		37	3,042
	CANADA		4	1,306
	COLOMBIA		322	9,583
	ITALY		12	2,194
6104632050	G SHORTS OF SYN FIBERS IMP AS PTS PLAYSUITS, KNIT	DOZ	37	1,134
	VENEZUELA		37	1,134
6104632060	G SHORTS OF SYN FIBERS CONT <23% WOOL/FAH, KNIT	DOZ	4,138	134,585
	COLOMBIA		96	3,765
	DOMINICAN REPUBLIC		3,625	118,495
	MEXICO		363	10,830
	VENEZUELA		54	1,495
6104698026	W/G TROUSERS OF OT TEXTILE MAT SUBJ MMF RES, KNIT	DOZ	291	12,262
	MEXICO		291	12,262
6104698038	W/G TROUSERS/BREECHES OF OTH TEXT MAT, KNIT, NESOI	DOZ	7	635
	CHILE		7	635
6105100010	MEN'S SHIRTS OF COTTON, KNIT	DOZ	54,142	3,531,910
	BRAZIL		42	1,149
	CAMBODIA		878	58,128
	CHINA (TAIWAN)		412	39,300
	CHINA,PEOPLE'S REP.(MAINLAND)		250	32,192
	COLOMBIA		75	3,405
	DOMINICAN REPUBLIC		69	4,633
	EL SALVADOR		7	277
	HONDURAS		155	11,778
	HONG KONG		800	66,625

TABLE - 2 IMPORTS INTO PUERTO RICO FROM FOREIGN COUNTRIES, BY COMMODITY AND COUNTRY OF ORIGIN
FISCAL YEAR 2003

COMM CODE	DESCRIPTION AND COUNTRY	UNIT	QUANTITY	VALUE - $
	INDIA		1,018	71,150
	ITALY		130	18,552
	LESOTHO		2,190	107,726
	MACAO		949	93,353
	MALAYSIA		641	30,653
	MEXICO		313	25,954
	OMAN		512	28,793
	PAKISTAN		4,167	130,832
	PERU		16,596	1,289,177
	PORTUGAL		724	138,337
	RUSSIA		16,364	558,777
	SOUTH AFRICA,REP.OF		498	17,910
	SRI LANKA		8	670
	THAILAND		7,319	800,976
	VENEZUELA		25	1,563
6105100030	BOYS' SHIRTS NESOI OF COTTON, KNIT	DOZ	4,787	212,258
	BRAZIL		321	8,884
	DOMINICAN REPUBLIC		349	9,993
	EL SALVADOR		52	3,226
	FRANCE		8	1,484
	INDIA		210	12,978
	ITALY		9	880
	MACAO		351	31,545
	MEXICO		579	15,295
	PAKISTAN		1,183	24,990
	PERU		1,203	68,941
	PORTUGAL		44	7,063
	SPAIN		126	732
	THAILAND		352	26,247
6105202010	MEN'S SHIRTS OF OTHER MANMADE FIBERS, KNIT	DOZ	56,175	1,683,919
	BRAZIL		18	4,384
	COLOMBIA		32	3,669
	DOMINICAN REPUBLIC		8,679	244,935
	HONDURAS		9,780	306,567
	INDIA		2,043	74,335
	ITALY		9	1,698
	KOREA,REP. OF (SOUTH KOREA)		836	46,126
	MEXICO		250	8,524
	PAKISTAN		390	16,350
	PERU		213	14,814
	PHILIPPINES		13,722	208,068
	PORTUGAL		74	9,581
	SWAZILAND		20,126	743,916
	UNITED KINGDOM OF GT BRITAIN		3	952
6105202030	BOYS' SHIRTS OF MANMADE FIBERS, NESOI, KNIT	DOZ	87,096	2,331,266
	COLOMBIA		137	5,787
	DOMINICAN REPUBLIC		11,289	292,426
	HONDURAS		31,400	790,401
	LESOTHO		18	2,428
	SWAZILAND		44,252	1,240,224
6106100010	WOMEN'S BLOUSES AND SHIRTS OF COTTON, KNIT	DOZ	7,262	350,105
	ARGENTINA		3	510
	BRAZIL		273	29,063
	COLOMBIA		2,329	125,168
	ECUADOR		600	14,300
	GREECE		16	1,306
	HONDURAS		1,154	5,962
	HONG KONG		700	38,447
	INDONESIA		520	27,019
	ITALY		4	849
	KOREA,REP. OF (SOUTH KOREA)		520	32,286
	MEXICO		393	21,883
	MOROCCO		3	255
	PERU		442	26,583
	PORTUGAL		137	12,387
	SPAIN		168	14,087
6106100030	GIRLS' BLOUSES NESOI OF COTTON, KNIT	DOZ	5,799	155,206
	BRAZIL		1,984	36,851

TABLE - 2 IMPORTS INTO PUERTO RICO FROM FOREIGN COUNTRIES, BY COMMODITY AND COUNTRY OF ORIGIN
FISCAL YEAR 2003

COMM CODE	DESCRIPTION AND COUNTRY	UNIT	QUANTITY	VALUE - $
	COLOMBIA		255	9,473
	EL SALVADOR		51	3,411
	MEXICO		387	14,359
	PANAMA		3,122	91,112
6106202010	WOMEN'S BLOUSES OF OTHER MANMADE FIBERS, KNIT	DOZ	23,581	440,843
	ARGENTINA		22	2,398
	BRAZIL		20	2,856
	COLOMBIA		1,650	46,024
	DOMINICAN REPUBLIC		21,371	358,111
	INDONESIA		22	700
	MEXICO		290	12,262
	PORTUGAL		18	1,500
	SPAIN		188	16,992
6106202030	GIRLS' BLOUSES & SHIRTS NESOI OF OTHER MM FIB KNIT	DOZ	10,866	282,314
	BRAZIL		686	18,224
	COLOMBIA		476	18,759
	DOMINICAN REPUBLIC		9,377	235,607
	EL SALVADOR		12	443
	MEXICO		305	8,981
	PANAMA		10	300
6106901010	WOMEN'S BLOUSES OF WOOL OR FINE ANIMAL HARI, KNIT	DOZ	413	2,480
	ECUADOR		413	2,480
6106901500	W/G BLOUSES OF SILK CONT 70% MORE SILK, KNIT	DOZ	4	1,573
	SPAIN		4	1,573
6106903040	W/G BLOUSES OF TEXTILE MATERIALS NESOI, KNIT	DOZ	7	346
	CHILE		7	346
6107110010	MEN'S UNDERPANTS AND BRIEFS, OF COTTON, KNIT	DOZ	5,312,839	67,768,674
	BRAZIL		1,371	7,829
	CHINA (TAIWAN)		17,424	96,355
	COLOMBIA		38,222	525,578
	DOMINICAN REPUBLIC		5,255,702	67,136,392
	THAILAND		120	2,520
6107110020	BOYS' UNDERPANTS AND BRIEFS, OF COTTON, KNIT	DOZ	1,673,815	14,957,879
	COLOMBIA		1,842	18,870
	DOMINICAN REPUBLIC		1,644,441	14,753,520
	EL SALVADOR		27,525	184,657
	ITALY		7	832
6107120010	MEN'S UNDERPANTS AND BRIEFS OF MANMADE FIBERS, KNI	DOZ	14,818	192,680
	CHINA,PEOPLE'S REP.(MAINLAND)		1,008	27,821
	COLOMBIA		4,251	77,803
	DOMINICAN REPUBLIC		9,361	80,815
	GUATEMALA		198	6,241
6107120020	BOYS' UNDERPANTS AND BRIEFS OF MANMADE FIBERS, KNI	DOZ	39,578	229,291
	COLOMBIA		1,075	11,295
	DOMINICAN REPUBLIC		8,337	54,524
	MEXICO		30,166	163,472
6107210010	MEN'S NIGHTSHIRTS AND PAJAMAS OF COTTON, KNIT	DOZ	2,593	85,317
	DOMINICAN REPUBLIC		2,593	85,317
6107210020	BOYS' NIGHTSHIRTS AND PAJAMAS OF COTTON, KNIT	DOZ	16	497
	BRAZIL		16	497
6108199010	W/G SLIPS AND PETTICOATS OF COTTON, KNIT	DOZ	4	566
	ITALY		4	566
6108210010	WOMEN'S BRIEFS AND PANTIES OF COTTON, KNIT	DOZ	133,691	2,137,109
	ARGENTINA		1,133	22,980
	BRAZIL		779	5,033
	COLOMBIA		61,107	908,214
	DOMINICAN REPUBLIC		61,595	1,102,462
	MEXICO		8,516	94,585
	PANAMA		550	3,575
	PORTUGAL		11	260
6108210020	GIRLS' BRIEFS AND PANTIES OF COTTON, KNIT	DOZ	2,528	26,108
	COLOMBIA		1,026	12,819
	MEXICO		1,029	10,160
	PANAMA		473	3,129
6108229020	WOMEN'S BRIEFS AND PANTIES OF MANMADE FIBERS, KNIT	DOZ	798,876	13,839,230
	ARGENTINA		926	19,336
	BRAZIL		361	5,085
	COLOMBIA		140,057	3,265,469

TABLE - 2 IMPORTS INTO PUERTO RICO FROM FOREIGN COUNTRIES, BY COMMODITY AND COUNTRY OF ORIGIN
FISCAL YEAR 2003

COMM CODE	DESCRIPTION AND COUNTRY	UNIT	QUANTITY	VALUE - $
	COSTA RICA		23,713	636,844
	DOMINICAN REPUBLIC		459,682	8,712,696
	FRANCE		220	28,173
	HONDURAS		292	2,935
	MEXICO		172,976	1,154,897
	PANAMA		270	2,304
	SPAIN		379	11,491
6108229030	GIRLS' BRIEFS AND PANTIES OF MANMADE FIBERS, KNIT	DOZ	116,114	488,924
	COLOMBIA		1,385	8,187
	DOMINICAN REPUBLIC		15	257
	ITALY		4	295
	MEXICO		114,710	480,185
6108310010	WOMEN'S NIGHTDRESSES AND PAJAMAS OF COTTON, KNIT	DOZ	6,905	186,828
	BRAZIL		59	2,356
	COLOMBIA		210	14,458
	EL SALVADOR		848	65,343
	MEXICO		808	41,304
	PANAMA		876	17,406
	SYRIA		4,104	45,961
6108310020	GIRLS' NIGHTDRESSES AND PAJAMAS OF COTTON, KNIT	DOZ	32	819
	BRAZIL		32	819
6108320010	WOMEN'S NIGHTDRESSES & PAJAMAS OF MANMADE FIB,KNIT	DOZ	19,260	771,519
	BRAZIL		6	927
	COLOMBIA		10,738	628,139
	DOMINICAN REPUBLIC		7,903	111,782
	MEXICO		613	30,671
6108910005	WOMEN'S & GIRLS' UNDERPANTS OF COTTON, KNIT	DOZ	90	2,104
	COLOMBIA		90	2,104
6108910015	WOMEN'S UNDERWEAR EXCEPT UNDERPNTS OF COTTON, KNIT	DOZ	155	4,698
	COLOMBIA		155	4,698
6108910030	WOMEN'S NEGLIGEES, BATHROBES ETC OF COTTON, KNIT	DOZ	611	10,843
	CHILE		6	760
	COLOMBIA		16	1,629
	DOMINICAN REPUBLIC		566	6,797
	EL SALVADOR		12	771
	MEXICO		11	886
6108910040	GIRLS' NEGLIGEES, BATHROBES ETC OF COTTON, KNIT	DOZ	23	2,577
	CHILE		15	1,557
	ITALY		8	1,020
6108920005	WOMEN'S & GIRLS' UNDERPANTS OF MANMADE FIBER, KNIT	DOZ	106	4,454
	COLOMBIA		106	4,454
6108920015	WOMEN'S UNDERWEAR EXC UNDERPANTS OF MMF, KNIT	DOZ	259	11,749
	CHILE		17	781
	COLOMBIA		242	10,968
6108920030	WOMEN'S NEGLIGEE, BATHROBE,ETC OF MANMADE FIB,KNIT	DOZ	670	33,589
	COLOMBIA		260	14,310
	DOMINICAN REPUBLIC		9	8,671
	ITALY		1	408
	MEXICO		400	10,200
6109100012	MEN'S T-SHIRTS EXC UNDERWEAR OF COTTON, KNIT	DOZ	65,162	1,491,515
	ARGENTINA		50	2,610
	BRAZIL		17	330
	BRUNEI		598	30,345
	BURMA(MYANMAR)		208	4,750
	CHILE		42	500
	COLOMBIA		1,164	47,131
	DOMINICAN REPUBLIC		48,979	829,667
	EL SALVADOR		21	1,141
	FRANCE		61	6,545
	GERMANY		10	1,423
	INDIA		159	15,904
	INDONESIA		42	504
	ITALY		103	8,293
	MEXICO		3,530	179,115
	PAKISTAN		5,295	142,441
	PERU		2,299	105,013
	PORTUGAL		1,223	80,678
	RUSSIA		1,260	31,006

TABLE - 2 IMPORTS INTO PUERTO RICO FROM FOREIGN COUNTRIES, BY COMMODITY AND COUNTRY OF ORIGIN
FISCAL YEAR 2003

COMM CODE	DESCRIPTION AND COUNTRY	UNIT	QUANTITY	VALUE - $
	SPAIN		37	683
	SYRIA		50	2,700
	THAILAND		14	736
6109100014	BOYS' T-SHIRTS EXC UNDERWEAR OF COTTON, KNIT	DOZ	6,104	245,357
	ARGENTINA		275	832
	BRAZIL		169	2,801
	CHINA,PEOPLE'S REP.(MAINLAND)		307	20,038
	COLOMBIA		268	8,559
	EL SALVADOR		286	11,296
	MACAO		900	63,084
	MEXICO		2,706	112,347
	PANAMA		1,160	22,905
	PORTUGAL		33	3,495
6109100018	MEN'S TANK TOPS & SINGLET EX UNDRWEAR OF COT, KNIT	DOZ	51	3,306
	MEXICO		51	3,306
6109100023	BOYS' TANK TOPS & SINGLET EX UNDRWEAR OF COT, KNIT	DOZ	162	7,597
	EL SALVADOR		13	428
	MEXICO		149	7,169
6109100037	W/G UNDERWEAR OF COTTON, KNIT	DOZ	244	6,903
	COLOMBIA		8	384
	DOMINICAN REPUBLIC		236	6,519
6109100040	WOMEN'S T-SHIRTS EXCEPT UNDERWEAR OF COTTON, KNIT	DOZ	6,027	290,060
	ARGENTINA		167	4,100
	COLOMBIA		785	34,564
	DOMINICAN REPUBLIC		798	7,203
	EL SALVADOR		36	1,544
	INDONESIA		800	32,954
	ITALY		225	21,774
	KOREA,REP. OF (SOUTH KOREA)		960	62,530
	MEXICO		355	24,316
	MOROCCO		2	253
	PAKISTAN		176	4,784
	PERU		60	2,520
	PORTUGAL		1,133	60,455
	SPAIN		527	32,780
	SWEDEN		3	283
6109100045	GIRLS' T-SHIRTS EXCEPT UNDERWEAR OF COTTON, KNIT	DOZ	11,981	345,500
	BRAZIL		328	5,935
	COLOMBIA		8	287
	DOMINICAN REPUBLIC		1,866	14,108
	EL SALVADOR		398	16,117
	ITALY		42	2,816
	MEXICO		7,447	273,484
	PANAMA		1,772	26,002
	PERU		120	6,751
6109100060	WOMEN'S TANK TOPS EXCEPT UNDERWEAR OF COTTON, KNIT	DOZ	980	27,369
	COLOMBIA		51	2,731
	DOMINICAN REPUBLIC		598	4,518
	INDONESIA		48	2,199
	PERU		266	17,405
	THAILAND		17	516
6109100065	GIRLS' TANK TOPS EXCEPT UNDERWEAR OF COTTON, KNIT	DOZ	1,272	21,783
	DOMINICAN REPUBLIC		810	6,291
	MEXICO		224	11,373
	PANAMA		238	4,119
6109100070	W/G ART SIM T-SHIRTS & TANK TOPS OF COTTON, KNIT	DOZ	95	4,734
	EL SALVADOR		92	4,418
	ITALY		3	316
6109901007	MEN'S T-SHIRTS OF MANMADE FIBERS, KNIT	DOZ	223,802	1,646,845
	COLOMBIA		561	29,497
	DOMINICAN REPUBLIC		5,694	218,132
	HAITI		214,644	1,298,788
	INDONESIA		862	33,650
	MEXICO		2,030	65,944
	PORTUGAL		11	834
6109901009	BOYS' T-SHIRTS OF MANMADE FIBERS, KNIT	DOZ	28,444	854,579
	COLOMBIA		211	9,567
	DOMINICAN REPUBLIC		25,344	775,021

TABLE - 2 IMPORTS INTO PUERTO RICO FROM FOREIGN COUNTRIES, BY COMMODITY AND COUNTRY OF ORIGIN
FISCAL YEAR 2003

COMM CODE	DESCRIPTION AND COUNTRY	UNIT	QUANTITY	VALUE - $
	INDONESIA		702	18,994
	MEXICO		2,187	50,997
6109901013	MEN'S TANK TOPS & SINGLETS OF MANMADE FIBERS, KNIT	DOZ	722	16,147
	ARGENTINA		14	492
	CANADA		2	434
	CHINA (TAIWAN)		38	3,524
	DOMINICAN REPUBLIC		415	5,641
	PERU		253	6,056
6109901025	BOYS' TANK TOPS & SINGLETS OF MANMADE FIBERS, KNIT	DOZ	2,484	19,251
	MEXICO		2,484	19,251
6109901049	M/B ARTICLES SIMILAR TO T-SHIRTS OF MMF, KNIT	DOZ	20	663
	COLOMBIA		20	663
6109901050	WOMEN'S T-SHIRTS OF MANMADE FIBERS, KNIT	DOZ	1,861	123,166
	ARGENTINA		22	357
	COLOMBIA		380	15,631
	ITALY		75	8,680
	KOREA,REP. OF (SOUTH KOREA)		260	20,644
	MEXICO		205	5,216
	PORTUGAL		90	5,834
	SPAIN		829	66,804
6109901060	GIRLS' T-SHIRTS OF MANMADE FIBERS, KNIT	DOZ	2,457	53,137
	BRAZIL		55	2,040
	DOMINICAN REPUBLIC		1,447	10,941
	MEXICO		955	40,156
6109901065	WOMEN'S TANK TOPS & SINGLETS OF MANMADE FIBER,KNIT	DOZ	5,811	143,004
	ARGENTINA		436	13,767
	BRAZIL		158	2,546
	COLOMBIA		459	13,458
	DOMINICAN REPUBLIC		4,388	99,762
	INDONESIA		370	13,471
6109901070	GIRLS' TANK TOPS & SINGLETS OF MANMADE FIBERS,KNIT	DOZ	1,454	11,176
	DOMINICAN REPUBLIC		486	3,674
	MEXICO		968	7,502
6109901075	WOMEN'S OR GIRLS' THERMAL UNDERSHIRTS OF MMF, KNIT	DOZ	23	931
	COLOMBIA		23	931
6109901090	W/G ARTICLES SIMILAR TO T-SHIRTS, ETC OF MMF, KNIT	DOZ	14,431	313,144
	ARGENTINA		98	2,733
	COLOMBIA		46	1,822
	DOMINICAN REPUBLIC		14,280	307,354
	ITALY		7	1,235
6110110015	MEN'S SWEATERS OF WOOL, KNIT	DOZ	40	2,706
	ECUADOR		39	1,630
	ITALY		1	1,076
6110110030	WOMEN'S SWEATERS OF WOOL, KNIT	DOZ	37	1,238
	ECUADOR		34	960
	SPAIN		3	278
6110110050	M/B VEST (EXC SWEATER VEST) OF WOOL, KNIT	DOZ	17	412
	ECUADOR		17	412
6110110070	M/B SWEATSHIRTS & SIM ART OF WOOL, KNIT OR CROCH	DOZ	6	1,207
	PORTUGAL		6	1,207
6110110080	W/G SWEATSHIRTS & SIM ART OF WOOL, KNIT	DOZ	1	267
	SPAIN		1	267
6110201024	W/G VESTS EX SWEATER OF COT CONT 36% FLAX FIB,KNIT	DOZ	2	301
	ITALY		2	301
6110202010	MEN'S SWEATERS OF OTHER COTTON, KNIT	DOZ	38	3,490
	COLOMBIA		5	453
	PORTUGAL		33	3,037
6110202015	BOYS' SWEATERS OF OTHER COTTON, KNIT	DOZ	53	1,450
	ARGENTINA		42	352
	COLOMBIA		6	320
	PORTUGAL		5	778
6110202020	WOMEN'S SWEATERS OF OTHER COTTON, KNIT	DOZ	56	6,005
	COLOMBIA		12	937
	ITALY		11	1,442
	PORTUGAL		8	804
	SPAIN		25	2,822
6110202030	M/B VESTS (EXC SWEATER VEST) OF OTH COTTON, KNIT	DOZ	6	429
	ITALY		6	429

TABLE - 2 IMPORTS INTO PUERTO RICO FROM FOREIGN COUNTRIES, BY COMMODITY AND COUNTRY OF ORIGIN
FISCAL YEAR 2003

COMM CODE	DESCRIPTION AND COUNTRY	UNIT	QUANTITY	VALUE - $
6110202040	M/B SWEATSHIRTS OF OTHER COTTON, KNITTED	DOZ	14	1,068
	EL SALVADOR		14	1,068
6110202045	W/G SWEATSHIRTS OF OTHER COTTON, KNIT	DOZ	41	2,571
	EL SALVADOR		19	1,408
	MEXICO		22	1,163
6110202065	M/B OTHER APPAREL OF COTTON, KNIT	DOZ	9,265	577,582
	HONDURAS		1,002	32,315
	ITALY		4	3,249
	KOREA,REP. OF (SOUTH KOREA)		400	33,432
	MEXICO		476	31,982
	NICARAGUA		400	20,400
	PERU		6,979	455,303
	PORTUGAL		4	901
6110202075	W/G OTHER APPAREL OF COTTON, KNIT	DOZ	4,196	207,268
	HONG KONG		1,400	76,894
	ITALY		2	921
	KOREA,REP. OF (SOUTH KOREA)		260	20,489
	MEXICO		2,474	106,228
	PERU		60	2,736
6110301040	W/G VEST (EXC SWTR VEST) OF MMF >=25% LEATHER,KNIT	DOZ	4	988
	ITALY		4	988
6110301050	M/B SWTSHRT & SMLR ART OF MMF CONT 25% LEATHR,KNIT	DOZ	36	1,431
	MEXICO		36	1,431
6110301510	M/B SWEATERS OF MANMADE FIB CONT 23% WOOL, KNIT	DOZ	1	917
	ITALY		1	917
6110301530	M/B VEST (EXC SWEATER VEST) OF MMF >=23% WOOL,KNIT	DOZ	3	525
	ITALY		3	525
6110301540	W/G VEST (EXC SWEATER VEST) OF MMF >=23% WOOL,KNIT	DOZ	3	292
	ITALY		3	292
6110301550	M/B SWTSHRT & SMLR ART OF MMF CONT 23% WOOL, KNIT	DOZ	2	1,771
	ITALY		2	1,771
6110302020	W/G SWEATERS OF MANMADE FIBERS CONT 30% SILK, KNIT	DOZ	1	576
	ITALY		1	576
6110303010	MEN'S SWEATERS OF OTHER MANMADE FIBERS, KNIT	DOZ	77	9,903
	COLOMBIA		16	1,432
	ITALY		43	6,025
	LITHUANIA		18	2,446
6110303020	WOMEN'S SWEATERS OF OTHER MANMADE FIBERS, KNIT	DOZ	256	22,989
	ITALY		60	7,825
	LITHUANIA		20	2,313
	SPAIN		122	8,788
	TUNISIA		54	4,063
6110303030	M/B VESTS (EXC SWEATER VEST) OF OTHER MMF, KNIT	DOZ	17	2,411
	ITALY		17	2,411
6110303035	W/G VESTS (EXC SWEATER VESTS) OF OTHER MMF, KNIT	DOZ	78	12,618
	COLOMBIA		4	329
	ITALY		74	12,289
6110303050	M/B OTHER SWEATERS OF OTHER MANMADE FIBERS, KNIT	DOZ	23	5,425
	CANADA		11	2,800
	ITALY		4	607
	MEXICO		2	675
	SPAIN		6	1,343
6110303055	W/G OTHER SWEATERS OF OTHER MANMADE FIBERS, KNIT	DOZ	284	24,010
	ITALY		11	1,336
	KOREA,REP. OF (SOUTH KOREA)		261	21,035
	PORTUGAL		3	272
	SPAIN		7	1,056
	TUNISIA		2	311
6110901020	W/G SWEATERS OF SILK CONTAINING 70% SILK, KNIT	DOZ	3	371
	CHINA,PEOPLE'S REP.(MAINLAND)		3	371
6110901030	M/B VESTS (EXC SWTR VEST) OF SILK >=70% SILK, KNIT	DOZ	2	496
	ITALY		2	496
6110901060	W/G PULLOV & SMLR ART SILK CONT 70% MORE SILK,KNIT	DOZ	146	14,936
	CHINA,PEOPLE'S REP.(MAINLAND)		146	14,936
6110909088	M/B PULLOVERS & SIMILAR ART,OTH TEX MAT,KNIT,NESOI	DOZ	12	2,165
	CHINA,PEOPLE'S REP.(MAINLAND)		12	2,165
6111201000	BABIES' BLOUSES & SHIRTS EX SET PTS OF COTTON,KNIT	DOZ	11,711	117,934
	ARGENTINA		192	5,469

TABLE - 2 IMPORTS INTO PUERTO RICO FROM FOREIGN COUNTRIES, BY COMMODITY AND COUNTRY OF ORIGIN
FISCAL YEAR 2003

COMM CODE	DESCRIPTION AND COUNTRY	UNIT	QUANTITY	VALUE - $
	BRAZIL		67	957
	COLOMBIA		27	2,168
	MEXICO		3,987	31,860
	NICARAGUA		6,494	73,224
	PERU		8	269
	TURKEY		936	3,987
6111202000	BABIES' T-SHIRT & SMLR GRMNT EX SET PT OF COT,KNIT	DOZ	20,084	186,356
	BRAZIL		285	2,979
	CHINA,PEOPLE'S REP.(MAINLAND)		2,679	42,972
	COLOMBIA		90	2,559
	EL SALVADOR		70	1,592
	MEXICO		2,995	63,313
	NICARAGUA		1,550	7,862
	PANAMA		835	10,091
	THAILAND		11,580	54,988
6111203000	BABIES' SWEATER & SMLR GRMNT EX SET PT OF COT,KNIT	DOZ	3,309	34,246
	CHINA,PEOPLE'S REP.(MAINLAND)		222	3,345
	EL SALVADOR		242	13,140
	PANAMA		37	276
	THAILAND		2,808	17,485
6111204000	BABIES' DRESSES OF COTTON, KNIT	DOZ	3,360	91,087
	ARGENTINA		137	5,445
	BRAZIL		19	741
	CHILE		11	1,067
	CHINA,PEOPLE'S REP.(MAINLAND)		182	3,307
	COLOMBIA		85	7,610
	MEXICO		2,329	50,753
	NICARAGUA		334	14,875
	PANAMA		65	2,043
	PERU		82	4,664
	TURKEY		116	582
6111205000	BABIES' TROUSERS, SHORTS EX SET PARTS OF COT, KNIT	DOZ	2,783	56,408
	ARGENTINA		153	6,311
	BRAZIL		40	432
	CHINA,PEOPLE'S REP.(MAINLAND)		576	14,517
	COLOMBIA		60	4,478
	MEXICO		860	9,955
	NICARAGUA		645	11,250
	PANAMA		443	9,203
	PERU		6	262
6111206010	BABIES' SUNSUITS & SIMILAR APPAREL OF COTTON, KNIT	DOZ	362	16,560
	CHINA,PEOPLE'S REP.(MAINLAND)		200	8,119
	EL SALVADOR		6	370
	ITALY		42	4,583
	NICARAGUA		30	1,525
	PANAMA		84	1,963
6111206020	BABIES' GRMNTS & CLTHNG ACCESS SETS OF COTTON,KNIT	DOZ	9,573	256,720
	BRAZIL		694	23,344
	CHILE		21	2,180
	CHINA,PEOPLE'S REP.(MAINLAND)		1,040	33,573
	COLOMBIA		1,890	96,150
	EL SALVADOR		36	2,095
	ITALY		17	2,406
	MEXICO		890	19,026
	NICARAGUA		762	45,649
	PERU		22	993
	SPAIN		18	2,698
	TURKEY		4,183	28,606
6111206030	BABIES' GRMNT & CLTHNG ACCESS SET PT OF COT, KNIT	DOZ	2,326	136,188
	COLOMBIA		2,132	126,967
	ITALY		17	2,247
	SRI LANKA		177	6,974
6111206040	BABIES' OT GRMNTS & CLOTHING ACCESS OF COTTON,KNIT	DOZ	12,939	126,183
	BRAZIL		217	5,135
	CHILE		7	693
	CHINA,PEOPLE'S REP.(MAINLAND)		1,463	27,492
	COLOMBIA		345	7,196
	EL SALVADOR		34	1,628

TABLE - 2 IMPORTS INTO PUERTO RICO FROM FOREIGN COUNTRIES, BY COMMODITY AND COUNTRY OF ORIGIN
FISCAL YEAR 2003

COMM CODE	DESCRIPTION AND COUNTRY	UNIT	QUANTITY	VALUE - $
	ITALY		36	1,356
	MEXICO		3,266	30,879
	PANAMA		123	3,263
	PERU		176	7,612
	THAILAND		7,272	40,929
6111301000	BABIES' TROUSERS, SHORTS EX SET PT OF SYN FIB,KNIT	DOZ	38	596
	COLOMBIA		38	596
6111302000	BABIES' BLOUSES, SHIRTS EX SET PTS OF SYN FIB,KNIT	DOZ	363	19,542
	COLOMBIA		239	7,942
	MEXICO		124	11,600
6111303000	BABIES' T-SHIRTS, ETC EX SET PARTS OF SYN FIB,KNIT	DOZ	1,218	14,817
	COLOMBIA		179	5,287
	MEXICO		1,039	9,530
6111305010	BABIES' SUNSUITS & SIMILAR APPAREL OF SYN FIB,KNIT	DOZ	71	4,402
	ARGENTINA		25	1,220
	MEXICO		46	3,182
6111305020	BABIES' GRMNT & CLTHNG ACCESS SETS OF SYN FIB,KNIT	DOZ	1,009	55,051
	COLOMBIA		1,009	55,051
6111305030	BABIES' GRMNT & CLTHNG ACCESS SET PT SYN FIB, KNIT	DOZ	54	2,881
	COLOMBIA		54	2,881
6111305040	BABIES' OT GRMNT & CLOTHING ACCESS OF SYN FIB,KNIT	DOZ	16,240	111,080
	ARGENTINA		9	351
	CHINA (TAIWAN)		7,657	28,554
	CHINA,PEOPLE'S REP.(MAINLAND)		1,984	16,943
	COLOMBIA		240	13,101
	MEXICO		6,090	49,011
	NICARAGUA		32	384
	THAILAND		228	2,736
6111905020	BABIES' GRMNT & CLTHNG ACCESS SETS OF ART FIB,KNIT	DOZ	84	4,641
	COLOMBIA		84	4,641
6111905030	BABIES' GRMNT & CLTHNG ACCESS SET PT ART FIB, KNIT	DOZ	22	1,594
	COLOMBIA		22	1,594
6111905040	BABIES' OT GRMNT & CLOTHING ACCESS OF ART FIB,KNIT	DOZ	530	34,592
	COLOMBIA		530	34,592
6112110020	W/G JACKETS FOR TRACK SUITS OF COTTON, KNIT	DOZ	1	372
	FRANCE		1	372
6112110030	M/B SHIRTS FOR TRACK SUITS OF COTTON, KNIT	DOZ	28	1,232
	PAKISTAN		28	1,232
6112120020	W/G JACKETS FOR TRACK SUITS OF SYN FIB, KNIT	DOZ	10	1,189
	ARGENTINA		10	1,189
6112120050	M/B TROUSERS FOR TRACK SUITS OF SYN FIBER,KNIT	DOZ	33	3,936
	CHINA (TAIWAN)		16	1,981
	COLOMBIA		17	1,955
6112201010	M/B ANORAKS ETC FOR SKI-SUITS OF MANMADE FIB, KNIT	DOZ	16	2,398
	CHINA (TAIWAN)		16	2,398
6112310010	MEN'S SWIMWEAR OF SYNTHETIC FIBERS, KNIT	DOZ	5	433
	COLOMBIA		5	433
6112310020	BOYS' SWIMWEAR OF SYNTHETIC FIBERS, KNIT	DOZ	104	5,037
	COLOMBIA		27	1,706
	INDONESIA		12	288
	VENEZUELA		65	3,043
6112410010	WOMEN'S SWIMWEAR OF SYN FIBER >=5% ELAS YARN, KNIT	DOZ	2,310	215,961
	BRAZIL		230	7,297
	COLOMBIA		1,687	190,078
	DOMINICAN REPUBLIC		10	258
	ITALY		6	1,029
	MEXICO		139	8,674
	SPAIN		42	5,675
	TUNISIA		19	1,003
	VENEZUELA		177	1,947
6112410020	GIRLS' SWIMWEAR OF SYN FIBERS >=5% ELAS YARN, KNIT	DOZ	269	18,575
	ARGENTINA		6	461
	MEXICO		179	12,876
	VENEZUELA		84	5,238
6112410030	WOMEN'S SWIMWEAR OF SYN FIBER <5% ELAS YARN, KNIT	DOZ	4,274	377,047
	ARGENTINA		1,060	34,000
	BRAZIL		89	10,027
	COLOMBIA		3,046	328,474

TABLE - 2 IMPORTS INTO PUERTO RICO FROM FOREIGN COUNTRIES, BY COMMODITY AND COUNTRY OF ORIGIN
FISCAL YEAR 2003

COMM CODE	DESCRIPTION AND COUNTRY	UNIT	QUANTITY	VALUE - $
	INDONESIA		43	1,231
	VENEZUELA		36	3,315
6112410040	GIRLS' SWIMWEAR OF SYN FIBER <5% ELAS YARN, KNIT	DOZ	1,161	68,296
	COLOMBIA		105	9,482
	ITALY		21	3,778
	VENEZUELA		1,035	55,036
6112490010	W/G SWIMWEAR OF COTTON, KNIT	DOZ	15	970
	ARGENTINA		15	970
6113009060	W/G OVERALLS KNIT COT IMPREG RESIN EX RBR/PLASTIC	DOZ	12	1,058
	ITALY		12	1,058
6114100040	WOMEN'S OR GIRLS' TOPS OF WOOL OR FAH, KNIT	DOZ	6	460
	SPAIN		6	460
6114200010	WOMEN'S OR GIRLS' TOPS OF COTTON, KNITTED OR CROCH	DOZ	1,472	58,525
	COLOMBIA		815	23,091
	MEXICO		6	297
	PORTUGAL		89	5,200
	SPAIN		562	29,937
6114200015	JUMPERS OF COTTON, KNIT	DOZ	26	2,329
	ITALY		26	2,329
6114200020	BODYSUITS AND BODYSHIRTS OF COTTON, KNIT	DOZ	21	2,018
	COLOMBIA		10	767
	MEXICO		11	1,251
6114200060	WOMEN'S OR GIRLS OTHER GARMENTS OF COTTON, KNIT	DOZ	42	2,536
	COLOMBIA		14	679
	FRANCE		8	1,011
	MEXICO		20	846
6114301020	WOMEN'S OR GIRLS' TOPS OF MANMADE FIBERS, KNIT	DOZ	5,645	167,412
	COLOMBIA		5,086	138,918
	PORTUGAL		85	3,844
	SPAIN		468	24,042
	TUNISIA		6	608
6114302010	BODYSUITS & BODYSHIRTS OF MMF >=5% ELAS YARN, KNIT	DOZ	7	1,043
	ITALY		7	1,043
6114302060	BODYSUITS & BODYSHIRTS OF MANMADE FIB NESOI, KNIT	DOZ	26	2,852
	COLOMBIA		26	2,852
6114303020	BOYS' SUNSUITS AND SIMILAR APPAREL OF MMF, KNIT	DOZ	1	433
	CANADA		1	433
6114303054	W/G COVERALLS AND SIMILAR APPAREL OF MMF, KNIT	DOZ	27	1,864
	COLOMBIA		27	1,864
6114303070	W/G OTHER GARMENTS OF MANMADE FIBERS, KNIT	DOZ	1,797	72,517
	COLOMBIA		673	23,226
	PORTUGAL		208	6,066
	SPAIN		916	43,225
6115110010	TIGHT OF SYN FIB MEASURE <67 DECTEX/SNGL YARN,KNIT	DPR	5,481	29,734
	CHINA (TAIWAN)		1,755	7,895
	ECUADOR		3,726	21,839
6115110020	PNTY HSE OF SYN FIB MEAS <67 DECTEX/SNGL YRN, KNIT	DPR	89,466	585,591
	CHINA (TAIWAN)		10,607	76,794
	COLOMBIA		50	990
	ECUADOR		73,854	475,252
	ITALY		225	10,644
	TUNISIA		4,730	21,911
6115192000	PANTY HOSE & TIGHTS SURG HOSE W/COMP FOR ORT TREAT	DPR	39	1,605
	ITALY		39	1,605
6115209010	WOMEN'S HOSERY MEAS <67 DCTX/YARN OF MMF, KNIT	DPR	111,781	208,848
	CHINA (TAIWAN)		11,220	30,440
	ECUADOR		88,576	136,250
	INDIA		7,500	30,000
	ITALY		205	2,061
	TUNISIA		4,280	10,097
6115926000	SOCKS,OT HOSRY,FTWR W/OUT SLS COT CONT LACE, KNIT	DPR	59	735
	PANAMA		59	735
6115929000	SOCKS & OT HOSRY & FTWR W/OUT SOLES OF OT COT,KNIT	DPR	397,840	1,228,441
	ARGENTINA		200	1,392
	BRAZIL		10,056	55,118
	COLOMBIA		13,992	72,117
	ITALY		1,569	8,807
	KOREA,REP. OF (SOUTH KOREA)		2,000	16,036

TABLE - 2 IMPORTS INTO PUERTO RICO FROM FOREIGN COUNTRIES, BY COMMODITY AND COUNTRY OF ORIGIN
FISCAL YEAR 2003

COMM CODE	DESCRIPTION AND COUNTRY	UNIT	QUANTITY	VALUE - $
	MEXICO		2,760	25,502
	PAKISTAN		354,191	994,419
	PANAMA		2,713	26,904
	SPAIN		759	3,666
	TURKEY		9,600	24,480
6115936020	SOCKS,OT HOSRY,FTWR W/OUT SL SYNFIB CONT LACE,KNIT	DPR	2,728	15,352
	BRAZIL		17	362
	CHINA (TAIWAN)		600	1,200
	ITALY		53	1,585
	PANAMA		933	10,405
	TUNISIA		1,125	1,800
6115939020	SOCKS OT HOSRY, FTWR W/OUT SOLES OT SYN FIB, KNIT	DPR	77,441	452,855
	ARGENTINA		638	3,996
	BRAZIL		3,378	15,637
	CANADA		17	327
	CHINA (TAIWAN)		35,535	219,972
	ECUADOR		6,480	6,026
	GUATEMALA		2,934	20,083
	ITALY		231	7,154
	PANAMA		7,198	65,874
	SPAIN		1,025	8,865
	VENEZUELA		20,005	104,921
6116926430	GLVS PRE-EXIST MACH COT LSLE FAB W/OUT 4CHTT, KNIT	DPR	1,250	1,180
	CHINA,PEOPLE'S REP.(MAINLAND)		1,250	1,180
6116928800	GLVS OF COTTON EX SKI OR PRE-EXIST MACH KNIT, KNIT	DPR	1,100	2,159
	CHINA,PEOPLE'S REP.(MAINLAND)		1,100	2,159
6116929400	GLVS OF COTTON EX SKI OR PRE-EXIST MACH KNIT, KNIT	DPR	21	1,499
	MEXICO		21	1,499
6116938800	GLVS SYNTHETIC FIB NOT <23% WOOL W/OUT 4CHTT, KNIT	DPR	142	3,179
	CHILE		142	3,179
6116939400	GLVS SYNTHETIC FIB < 23% WOOL WITH 4CHTT, KNIT	DPR	2	300
	COLOMBIA		2	300
6116993500	SKI GLOVES OF ARTIFICIAL FIBERS, KNITTED OR CROCHT	DPR	7	591
	CHINA,PEOPLE'S REP.(MAINLAND)		7	591
6116999530	GLOVES OT TEXTILE MATERIALS SUBJECT MMF RES, KNIT	DPR	6	947
	ITALY		6	947
6117102030	SHAWLS SCARVES MUFFLERS ETC MANMADE FIB NESOI, KT	DOZ	28	2,715
	ITALY		3	436
	SPAIN		25	2,279
6117201000	TIES BOW TIES & CRAVATS SILK > 70% WGHT SILK, KNIT	DOZ	205	6,012
	ITALY		205	6,012
6117801010	HEADBANDS, PONYTAIL HOLDERS, ETC; =>70% SILK, KNIT	DOZ	1,296	3,206
	CHINA,PEOPLE'S REP.(MAINLAND)		1,296	3,206
6117808500	HEADBANDS/P-TAIL HOLDERS/ETC;OT TN =>70% SILK,KNIT	DOZ	156	1,947
	CHINA,PEOPLE'S REP.(MAINLAND)		156	1,947
6117809540	CLOTHING ACCESSORIES OF MANMADE FIBERS,NESOI, KNIT	DOZ	944	78,277
	DOMINICAN REPUBLIC		878	76,000
	ITALY		3	335
	VENEZUELA		63	1,942
	ARTICLES OF APPAREL AND CLOTHING ACCESSORIES,NOT KNITTED OR CROCHETED	TOTAL		117,219,407
6201110010	MEN'S OVERCOATS CARCOATS ETC OF WOOL, N KT OR CROC	DOZ	4	1,161
	SPAIN		4	1,161
6201122050	MEN'S OVERCOAT EX RAINCOAT COT EX CRDRY/DOWN,NT KT	DOZ	47	5,912
	MEXICO		6	923
	PERU		40	4,728
	SPAIN		1	261
6201134030	MEN'S OVERCOAT EX RAINCOAT OT MMF EX DOWN,NOT KNIT	DOZ	60	1,980
	MEXICO		60	1,980
6201922031	MEN'S ANORAKS SKI-JACKET ETC COT BLUE DENIM, NT KT	DOZ	163	14,971
	PAKISTAN		163	14,971
6201922041	BOYS' ANORAKS, SKI-JACKET ETC COT BLUE DENIM,NT KT	DOZ	87	6,824
	PAKISTAN		87	6,824
6201922051	MEN'S ANORAKS & SMLR ARTICLES COTTON NESOI, NT KT	DOZ	1,666	201,859
	PERU		1,625	193,813
	PORTUGAL		9	5,678

TABLE - 2 IMPORTS INTO PUERTO RICO FROM FOREIGN COUNTRIES, BY COMMODITY AND COUNTRY OF ORIGIN
FISCAL YEAR 2003

COMM CODE	DESCRIPTION AND COUNTRY	UNIT	QUANTITY	VALUE - $
	SPAIN		6	1,652
	VIETNAM		26	716
6201922061	BOYS' ANORAKS & SMLR ARTICLES COTTON NESOI, NT KT	DOZ	250	21,720
	DOMINICAN REPUBLIC		40	3,558
	PERU		210	18,162
6201932010	M/B PADDED SLVLS JACKET WTH SLEEVE ATTCH MMF,NT KT	DOZ	9	714
	COLOMBIA		9	714
6201932020	M/B PAD SLVLS JACKET W-OUT SLEEVE ATTCH MMF, NT KT	DOZ	7	783
	COLOMBIA		7	783
6201933000	M/B GARMENTS WATER RESISTANT; MMF, NOT KNIT	DOZ	31	2,508
	BURMA(MYANMAR)		31	2,508
6201933511	MEN'S ANORAKS & SMLR ART MANMADE FIBER NESOI,NT KT	DOZ	1,431	467,891
	DOMINICAN REPUBLIC		1,415	456,023
	ITALY		2	275
	PORTUGAL		13	11,342
	SPAIN		1	251
6202110010	WOMEN'S OVERCOATS CARCOAT & SMLR COAT WOOL,NT KNIT	DOZ	66	17,870
	MOROCCO		28	2,560
	SPAIN		38	15,310
6202122050	WOMEN'S OVERCOATS & SMLR COATS COTTON NESOI, NT KT	DOZ	160	23,209
	MOROCCO		2	594
	SPAIN		8	2,466
	SRI LANKA		150	20,149
6202134020	WOMEN'S OVERCOATS & SMLR COATS MMF NESOI, NOT KNIT	DOZ	3	1,010
	SPAIN		3	1,010
6202199060	W OR G OVRCTS & SMLR CTS OTH MAT NOT KNIT OR CRCH	DOZ	13	1,354
	CHINA,PEOPLE'S REP.(MAINLAND)		1	301
	INDONESIA		1	455
	ITALY		1	271
	MEXICO		10	327
6202922020	W/G PADDED SLEEVELESS JCKT W-OUT SLV ATT COT,NT KT	DOZ	30	2,840
	DOMINICAN REPUBLIC		30	2,840
6202922061	WOMEN'S ANORAK & SMLR ARTICLE COTTON NESOI, NT KT	DOZ	111	10,727
	BRAZIL		66	3,182
	DOMINICAN REPUBLIC		20	2,499
	ITALY		5	1,316
	MEXICO		9	1,339
	SPAIN		11	2,391
6202935011	W ANORAK & SMLR ART MMF <36% WL/FAH N K OR CROCHTD	DOZ	2	374
	VIETNAM		2	374
6202999061	W/G ANORAKS & SMLR ART TEXTILE MTRLS NESOI, NT KT	DOZ	1	270
	MOROCCO		1	270
6203119000	M/B SUITS OF WOOL LT 30% SLK, NT KNT/CRCHTD NESOI	NO	119	31,592
	ITALY		34	25,766
	PORTUGAL		28	2,073
	SPAIN		57	3,753
6203122010	MEN'S SUITS SYNTHETIC FIB NOT 36% WOOL, NOT KNIT	NO	8	469
	SPAIN		8	469
6203193000	M/B SUITS ARTIFICIAL FIB NOT >36% WOOL, NOT KNIT	NO	7	523
	PORTUGAL		7	523
6203221000	M/B ENS,N-KT,COT,KARATE,OTH ORENTL MRTAL ARTS UNIF	DOZ	17	1,727
	PAKISTAN		17	1,727
6203230060	M/B ENS OF TRSRS & BRCHS OT SYN FIB <36% W/FAH,NK	DOZ	232	5,150
	DOMINICAN REPUBLIC		232	5,150
6203319020	M/B SUIT-TYPE JCKT & BLZR WOOL, NT KT, NESOI	DOZ	15	30,939
	ITALY		8	27,852
	PORTUGAL		4	2,010
	SPAIN		3	1,077
6203322030	M/B ST-TYP JAC/BLAZ COT BLUE DENIM <36% FLX F, N K	DOZ	23	3,243
	DOMINICAN REPUBLIC		23	3,243
6203322040	MEN'S ST-TYP JAC/BLAZ <36% FLX FIB NESOI, NOT KNIT	DOZ	23	9,247
	ITALY		2	439
	PORTUGAL		5	2,176
	SPAIN		16	6,632
6203332010	MEN'S SUIT-TYPE JCKT/BLZR SYN FIB < 36% WOOL,N KT	DOZ	13	4,855
	PORTUGAL		3	953
	SPAIN		10	3,902
6203392010	MEN'S SUIT-TYPE JCKT/BLZR ART FIB N >36% WOOL,N KT	DOZ	3	1,022

TABLE - 2 IMPORTS INTO PUERTO RICO FROM FOREIGN COUNTRIES, BY COMMODITY AND COUNTRY OF ORIGIN
FISCAL YEAR 2003

COMM CODE	DESCRIPTION AND COUNTRY	UNIT	QUANTITY	VALUE - $
	ITALY		1	384
	PORTUGAL		1	284
	SPAIN		1	354
6203399030	M/B SUIT-TYPE JACKETS OT TEX MAT SUBJ MMF RES,N KT	DOZ	32	3,086
	MEXICO		32	3,086
6203399060	M/B SUIT-TYPE JACKET & BLAZER TEX MAT NESOI, NT KT	DOZ	4	5,431
	ITALY		4	5,431
6203411810	MEN'S TROUSERS & BREECHES OF WOOL, NOT KNIT,NESOI	DOZ	1,220	263,468
	COLOMBIA		97	21,491
	ITALY		69	20,418
	MEXICO		1,011	211,386
	PORTUGAL		15	4,162
	SPAIN		28	6,011
6203422010	MEN'S BIB AND BRACE OVRLLS,N-KNIT,COTTON,N-INSLTD	DOZ	250	52,286
	DOMINICAN REPUBLIC		248	51,963
	ITALY		2	323
6203422050	B BIB & BRCE OVRLS N-IMP PRTS OF PLYST COT NOT KNT	DOZ	50	3,342
	GUATEMALA		50	3,342
6203424005	MEN'S TROUSERS & BREECHES COTTON CORDUROY, NT KNIT	DOZ	18	2,106
	PERU		18	2,106
6203424010	MEN'S TROUSER & BREECHES COTTON BLUE DENIM, NT KT	DOZ	25,997	2,414,701
	ARGENTINA		21	1,139
	BRAZIL		214	24,329
	CAMBODIA		314	25,428
	COLOMBIA		232	20,965
	COSTA RICA		1,766	126,793
	DOMINICAN REPUBLIC		1,180	136,119
	ECUADOR		400	25,440
	ITALY		44	12,164
	PAKISTAN		7,390	511,289
	PERU		14,273	1,521,464
	UZBEKISTAN		101	5,837
	VENEZUELA		62	3,734
6203424015	MEN'S TROUSERS & BREECHES OTHER COTTON, NOT KNIT	DOZ	64,474	5,925,020
	ARGENTINA		10	645
	BRAZIL		17	612
	CAMBODIA		1,826	139,541
	CHINA,PEOPLE'S REP.(MAINLAND)		440	47,259
	COLOMBIA		110	8,386
	COSTA RICA		1,621	110,112
	DOMINICAN REPUBLIC		30,708	3,300,234
	ECUADOR		1,771	112,060
	GERMANY		1	1,328
	HONG KONG		9	1,390
	INDONESIA		301	21,853
	ITALY		53	11,596
	MALTA		1,800	123,612
	MEXICO		749	65,840
	MOROCCO		47	7,452
	PAKISTAN		6,967	424,326
	PANAMA		287	20,664
	PERU		12,494	1,181,831
	PORTUGAL		173	29,811
	RUSSIA		2,870	143,337
	SPAIN		529	76,368
	THAILAND		17	1,095
	UZBEKISTAN		1,674	95,668
6203424020	BOYS' TROUSERS ETC COT CORDUROY PLAYSUIT PTS,NT KT	DOZ	127	6,072
	MEXICO		127	6,072
6203424025	BOYS' TROUSER ETC COT CORDRY NT PLAYSUIT PTS,NT KT	DOZ	825	59,953
	DOMINICAN REPUBLIC		650	51,028
	ECUADOR		175	8,925
6203424035	BOYS' TROUSER ETC COT BLUE DNIM N PLAYSUIT PT,N KT	DOZ	24,900	1,328,620
	CAMBODIA		492	32,773
	COLOMBIA		6	665
	COSTA RICA		19,987	1,008,114
	DOMINICAN REPUBLIC		90	7,107
	PAKISTAN		2,663	136,851

TABLE - 2 IMPORTS INTO PUERTO RICO FROM FOREIGN COUNTRIES, BY COMMODITY AND COUNTRY OF ORIGIN
FISCAL YEAR 2003

COMM CODE	DESCRIPTION AND COUNTRY	UNIT	QUANTITY	VALUE - $
	PERU		1,606	139,039
	PORTUGAL		6	1,406
	UZBEKISTAN		50	2,665
6203424045	BOYS' TROUSER ETC OT COTTON NT PLAYSUIT PT, NT KT	DOZ	49,652	3,595,428
	CAMBODIA		1,335	88,671
	COLOMBIA		123	11,385
	COSTA RICA		21,890	1,078,581
	DOMINICAN REPUBLIC		19,661	1,999,046
	HONG KONG		276	25,699
	ITALY		17	2,555
	MEXICO		328	22,078
	PAKISTAN		2,477	127,646
	PERU		2,580	189,232
	UZBEKISTAN		965	50,535
6203424050	MEN'S SHORTS OF COTTON, NOT KNIT	DOZ	8,902	691,395
	DOMINICAN REPUBLIC		2,665	228,153
	ECUADOR		576	31,110
	MEXICO		357	23,480
	NICARAGUA		1,296	77,544
	PAKISTAN		674	39,104
	PERU		2,882	256,453
	PORTUGAL		4	864
	VIETNAM		448	34,687
6203424060	BOYS' SHORTS COTTON NOT PLAYSUIT PARTS, NOT KNIT	DOZ	4,394	163,807
	COLOMBIA		205	11,263
	DOMINICAN REPUBLIC		3,132	103,268
	GUATEMALA		50	2,447
	HONG KONG		247	19,903
	ITALY		16	1,609
	MEXICO		655	17,513
	PERU		79	5,919
	PORTUGAL		10	1,885
6203432010	MEN'S OVERALLS OF SYNTHETIC FIBERS, NOT KNIT	DOZ	674	148,092
	DOMINICAN REPUBLIC		671	146,822
	ITALY		3	1,270
6203434010	MEN'S TROUSERS & BREECHES OF OTH SYN FIBERS,NT KT	DOZ	35,991	2,971,353
	CHINA,PEOPLE'S REP.(MAINLAND)		265	37,633
	COLOMBIA		591	41,897
	DOMINICAN REPUBLIC		22,191	2,083,504
	INDIA		1,030	55,620
	INDONESIA		1,236	52,993
	ITALY		9	2,769
	MEXICO		1,147	128,191
	MOROCCO		1	302
	PANAMA		4,534	258,606
	PERU		242	25,279
	PORTUGAL		18	3,474
	RUSSIA		4,693	273,802
	SPAIN		34	7,283
6203434020	BOYS' TROUSER ETC OTHER SYNTHETIC FIB, NOT KNIT	DOZ	1,156	57,346
	COLOMBIA		61	2,559
	DOMINICAN REPUBLIC		678	33,349
	PANAMA		417	21,438
6203434030	MEN'S SHORTS OF OTHER SYNTHETIC FIBERS, NOT KNIT	DOZ	2,642	169,537
	COLOMBIA		253	24,562
	DOMINICAN REPUBLIC		1,317	89,160
	FRANCE		4	597
	INDONESIA		9	270
	ITALY		14	1,320
	MEXICO		881	46,207
	PORTUGAL		2	444
	VIETNAM		162	6,977
6203434040	BOYS' SHORTS NOT IMPORT PLAYSUIT PT SYN FIB, NT KT	DOZ	754	28,794
	COLOMBIA		69	2,461
	MEXICO		685	26,333
6203492015	MEN'S TROUSERS & BREECHES ARTIFICIAL FIBERS, NT KT	DOZ	116	17,259
	CHINA,PEOPLE'S REP.(MAINLAND)		105	15,397
	ITALY		7	1,154

TABLE - 2 IMPORTS INTO PUERTO RICO FROM FOREIGN COUNTRIES, BY COMMODITY AND COUNTRY OF ORIGIN
FISCAL YEAR 2003

COMM CODE	DESCRIPTION AND COUNTRY	UNIT	QUANTITY	VALUE - $
	SPAIN		4	708
6203492030	BOYS' TROUSERS ETC N IMP PLAYSUIT PT ART FIB, N KT	DOZ	169	7,371
	DOMINICAN REPUBLIC		169	7,371
6203492045	MEN'S SHORTS OF ARTIFICIAL FIBERS, NOT KNIT	DOZ	9	326
	DOMINICAN REPUBLIC		9	326
6203498045	M/B TROUSERS ETC OTHER TEXTILE MATERIALS, NOT KNIT	DOZ	78	14,951
	CHINA,PEOPLE'S REP.(MAINLAND)		20	3,618
	COLOMBIA		3	330
	INDONESIA		42	1,824
	ITALY		11	8,790
	PORTUGAL		2	389
6204120010	W/G JACKETS IMP AS PARTS OF SUIT OF COTTON, NT KT	DOZ	171	20,328
	FRANCE		1	276
	PERU		170	20,052
6204223040	W/G ENSEMBLES OF TROUSER & BREECHES OF COTTON,N KT	DOZ	70	2,730
	GUATEMALA		70	2,730
6204223065	W/G ENSMBLS BLOUSE & SHIRT COTTON NOT 2 COLOR,N KT	DOZ	79	3,113
	GUATEMALA		70	2,688
	PAKISTAN		9	425
6204312010	WOMEN'S SUIT-TYPE JACKETS WOOL NOT >30% SILK,NT KT	DOZ	15	5,064
	MOROCCO		2	590
	SPAIN		13	4,474
6204322030	W SUIT-TYPE JACKETS OF COT <36% BY WGT FLAX NOT KN	DOZ	85	20,895
	BRAZIL		16	1,675
	COLOMBIA		1	423
	DOMINICAN REPUBLIC		8	1,258
	FRANCE		1	439
	ITALY		9	2,486
	MOROCCO		3	1,144
	SPAIN		47	13,470
6204322040	G SUIT-TYPE JAC COT CONT <36% BY WGT FLAX NOT KNIT	DOZ	211	17,038
	COLOMBIA		8	1,022
	DOMINICAN REPUBLIC		200	15,600
	MEXICO		3	416
6204334010	WOMEN'S SUIT-TYPE JACKETS SYN FIB >36% WOOL, NT KT	DOZ	2	604
	SPAIN		2	604
6204335010	W ST-TYP JAC SYN FIB <36% BY WGT W/FAH, NT KT/CRCH	DOZ	351	52,388
	COLOMBIA		2	945
	ITALY		12	2,132
	MEXICO		166	5,013
	MOROCCO		2	894
	SPAIN		169	43,404
6204393010	WOMEN'S SUIT-TYPE JACKET ART FIB N <36% WOOL,NT KT	DOZ	89	33,548
	ITALY		11	1,992
	MOROCCO		11	4,485
	SPAIN		67	27,071
6204398050	W/G SUIT-TYPE JACKET OTHER SILK, NOT KNIT	DOZ	2	612
	SPAIN		2	612
6204398060	W/G SUIT-TYPE JACKET TEXTILE MATERIALS NESOI, N KT	DOZ	17	4,094
	CHINA,PEOPLE'S REP.(MAINLAND)		9	1,216
	SPAIN		8	2,878
6204412010	WOMEN'S DRESSES WOOL NOT > 30 PERCENT SILK, NT KT	DOZ	224	9,171
	ECUADOR		205	6,987
	SPAIN		19	2,184
6204412020	GIRLS' DRESSES WOOL NOT > 30 PERCENT SILK, NT KNIT	DOZ	13	375
	ECUADOR		13	375
6204423030	W DRESS COT > 2 COLORS WARP/FLLNG <36% FLX F, N KT	DOZ	54	4,412
	COLOMBIA		29	2,899
	MEXICO		10	958
	PERU		15	555
6204423040	G DRESS COT > 2 COLORS WARP/FLLNG <36% FLX F, N KT	DOZ	225	7,859
	COLOMBIA		33	2,031
	DOMINICAN REPUBLIC		69	1,763
	PERU		112	2,688
	SPAIN		11	1,377
6204423050	WOM DRESS OF COT CONT <36% WGT FLAX FIB, NT K/CROC	DOZ	824	71,328
	BRAZIL		8	660
	COLOMBIA		33	2,914

TABLE - 2 IMPORTS INTO PUERTO RICO FROM FOREIGN COUNTRIES, BY COMMODITY AND COUNTRY OF ORIGIN
FISCAL YEAR 2003

COMM CODE	DESCRIPTION AND COUNTRY	UNIT	QUANTITY	VALUE - $
	ECUADOR		29	990
	INDONESIA		34	1,955
	MEXICO		28	2,072
	MOROCCO		4	615
	PAKISTAN		43	1,352
	PERU		10	946
	SPAIN		129	17,870
	SRI LANKA		506	41,954
6204423060	G DRES NESOI OF COTTON CONT <36% FLX FIB, NOT KNIT	DOZ	5,208	434,033
	BRAZIL		99	2,932
	COLOMBIA		2,099	220,119
	DOMINICAN REPUBLIC		198	12,415
	ITALY		20	3,203
	MEXICO		242	14,369
	PANAMA		2,550	180,995
6204432000	W/G DRESSES SYN FIBER > 30 PERCENT SILK, NOT KNIT	DOZ	1	3,350
	CZECH REPUBLIC		1	3,350
6204434010	WOMEN'S DRESSES SYN FIB > 2 COLOR WARP/FILLNG,N KT	DOZ	3	805
	ARGENTINA		1	504
	MOROCCO		2	301
6204434020	G DRESS SYN FIB > 2 CLR WARP/FILLNG, <36%W/FAH,N K	DOZ	530	17,280
	COLOMBIA		161	9,131
	DOMINICAN REPUBLIC		289	5,695
	EL SALVADOR		80	2,454
6204434030	WOMEN'S DRESSES SYN FIB <36% BY WGT OF W/FAH N KNT	DOZ	632	55,189
	COLOMBIA		3	390
	INDIA		7	261
	INDONESIA		418	21,400
	ITALY		3	759
	MOROCCO		4	783
	PANAMA		41	2,665
	SPAIN		156	28,931
6204434040	GIRLS' DRESSES SYN FIB <36% BY WGT W/FAH NOT KNIT	DOZ	4,863	427,273
	BRAZIL		25	1,019
	COLOMBIA		2,167	276,469
	DOMINICAN REPUBLIC		340	7,830
	EL SALVADOR		762	31,628
	ITALY		5	905
	MEXICO		42	7,836
	NICARAGUA		377	15,351
	PANAMA		1,145	86,235
6204444010	W DRESSES OF OT ART FIB <36% BY WGT OF W/FAH NT KT	DOZ	3,469	205,671
	INDONESIA		3,330	184,035
	ITALY		2	609
	MOROCCO		12	1,887
	SPAIN		90	17,547
	THAILAND		35	1,593
6204444020	G DRESSES NESOI ART FIB <36% BY WGT W/FAH NOT KNIT	DOZ	4	336
	COLOMBIA		4	336
6204491000	WG DRESSES OF SILK CONT >=70% SLK/SLK WST, NT KNIT	DOZ	274	45,045
	COLOMBIA		274	45,045
6204495010	W/G DRESSES OF OT TEXTILE MAT SUBJ COT RES, NT KT	DOZ	32	3,351
	DOMINICAN REPUBLIC		32	3,351
6204495050	WG DRESSES OF SLK, <70% BY WGT SLK/SLK WST NT KNIT	DOZ	75	5,368
	CHINA,PEOPLE'S REP.(MAINLAND)		67	2,721
	SPAIN		8	2,647
6204495060	W/G DRESSES OF TEXTILE MATERIALS NESOI, NOT KNIT	DOZ	236	27,513
	CHINA,PEOPLE'S REP.(MAINLAND)		36	4,006
	COLOMBIA		53	7,605
	INDONESIA		142	14,478
	ITALY		4	1,110
	SPAIN		1	314
6204510010	WOMEN'S SKIRTS AND DIVIDED SKIRTS OF WOOL, NT KNIT	DOZ	11	2,101
	SPAIN		11	2,101
6204522030	WOMEN'S SKIRT & DIVIDED SKIRT COT BLUE DENIM, N KT	DOZ	435	14,418
	ARGENTINA		50	2,892
	BRAZIL		314	7,224
	COLOMBIA		19	1,502

TABLE - 2 IMPORTS INTO PUERTO RICO FROM FOREIGN COUNTRIES, BY COMMODITY AND COUNTRY OF ORIGIN
FISCAL YEAR 2003

COMM CODE	DESCRIPTION AND COUNTRY	UNIT	QUANTITY	VALUE - $
	DOMINICAN REPUBLIC		48	2,205
	MEXICO		4	595
6204522040	GIRLS' SKIRT & DIVIDED SKIRT COT BLUE DENIM, N KT	DOZ	1,014	59,698
	ARGENTINA		150	6,124
	BRAZIL		72	1,187
	DOMINICAN REPUBLIC		60	3,690
	MEXICO		732	48,697
6204522070	WOMEN'S SKIRT & DIVIDED SKIRT COTTON; NESOI, NT KT	DOZ	1,846	157,331
	BRAZIL		132	6,721
	COLOMBIA		25	626
	DOMINICAN REPUBLIC		231	22,135
	FRANCE		2	932
	INDIA		23	1,075
	INDONESIA		74	2,636
	ITALY		21	3,741
	MEXICO		7	424
	MOROCCO		19	3,221
	SPAIN		886	88,813
	SRI LANKA		401	25,855
	THAILAND		25	1,152
6204522080	GIRLS' SKIRTS & DIVD SKIRTS OT COTTON; NESOI, N KN	DOZ	2,775	136,108
	BRAZIL		595	22,173
	COLOMBIA		115	5,176
	DOMINICAN REPUBLIC		1,202	68,778
	ITALY		5	594
	MEXICO		143	8,457
	PANAMA		706	29,873
	SPAIN		9	1,057
6204533010	W SKIRTS OF SYN FIB <36% BY WGT OF W/FAH NOT KNIT	DOZ	875	55,423
	ARGENTINA		3	341
	DOMINICAN REPUBLIC		80	4,090
	INDIA		50	2,250
	ITALY		7	1,364
	MOROCCO		75	2,924
	PANAMA		420	17,485
	SPAIN		240	26,969
6204533020	G SKIRTS OF SYN FIB; <36% BY WGT W/FAH, NOT KNIT	DOZ	653	22,801
	BRAZIL		38	2,068
	COLOMBIA		8	264
	EL SALVADOR		247	7,941
	MEXICO		360	12,528
6204592010	WOMEN'S SKIRTS ARTIFICIAL FIBER > 36% WOOL, NT KT	DOZ	5	898
	SPAIN		5	898
6204593010	WOMEN SKIRTS ART FIB <36% BY WGT OF W/FAH NOT KNIT	DOZ	1,280	62,109
	INDONESIA		1,180	52,490
	ITALY		3	304
	MOROCCO		2	287
	SPAIN		52	8,030
	THAILAND		43	998
6204594040	W/G SKIRTS OF SILK CONT 70% MORE SILK, NOT KNIT	DOZ	9	2,576
	SPAIN		9	2,576
6204594060	W/G SKIRTS OF TEXTILE MATERIALS NESOI, NOT KNIT	DOZ	12	784
	CHINA,PEOPLE'S REP.(MAINLAND)		4	340
	INDONESIA		8	444
6204619010	WOMEN'S TROUSERS AND BREECHES OF WOOL, NOT KNIT	DOZ	24	5,361
	SPAIN		24	5,361
6204622010	WOMEN'S BIB AND BRACE OVERALLS OF COTTON, NOT KNIT	DOZ	1	513
	ITALY		1	513
6204622050	GIRLS' B&B OVRALS COT N-INSLTD N-IMP PLYST NT KNIT	DOZ	222	20,483
	BRAZIL		60	1,044
	DOMINICAN REPUBLIC		146	16,962
	ITALY		16	2,477
6204624010	WOMEN'S TROUSERS & BREECHES COT BLUE DENIM, NT KT	DOZ	8,947	647,453
	ARGENTINA		383	28,293
	BRAZIL		5,730	315,858
	CANADA		9	1,013
	COLOMBIA		1,094	120,168
	DOMINICAN REPUBLIC		28	1,758

TABLE - 2 IMPORTS INTO PUERTO RICO FROM FOREIGN COUNTRIES, BY COMMODITY AND COUNTRY OF ORIGIN
FISCAL YEAR 2003

COMM CODE	DESCRIPTION AND COUNTRY	UNIT	QUANTITY	VALUE - $
	FRANCE		1	1,241
	GUATEMALA		400	22,560
	PERU		1,302	156,562
6204624020	WOMEN'S TROUSERS & BREECHES OTHER COTTON, NOT KNIT	DOZ	16,256	1,166,376
	ARGENTINA		9	472
	BRAZIL		9,367	461,070
	CANADA		33	1,400
	CHINA (TAIWAN)		300	29,014
	COLOMBIA		863	77,283
	DOMINICAN REPUBLIC		1,697	200,069
	ECUADOR		700	46,200
	FRANCE		2	1,011
	INDONESIA		144	7,275
	ITALY		76	16,261
	MEXICO		245	13,479
	MOROCCO		107	15,895
	PERU		841	90,731
	PHILIPPINES		300	28,477
	PORTUGAL		4	659
	SPAIN		1,175	142,238
	SRI LANKA		393	34,842
6204624030	GIRLS' TROUSERS COT CORD NT IMP PLAYSUIT PTS, N KT	DOZ	1,133	93,928
	BRAZIL		25	1,950
	CHINA (TAIWAN)		760	64,600
	GUATEMALA		340	27,121
	INDONESIA		8	257
6204624035	GIRLS' TROUSERS COT BLUE DENIM IMP PLYSUIT PT,N KT	DOZ	122	11,162
	DOMINICAN REPUBLIC		75	6,525
	MEXICO		47	4,637
6204624040	GIRLS' TROUSER COT BLUE DNM NT IMP PLYSUIT PT,N KT	DOZ	1,805	134,038
	ARGENTINA		340	24,501
	BRAZIL		230	8,943
	COLOMBIA		21	2,335
	DOMINICAN REPUBLIC		161	13,607
	MEXICO		1,040	83,159
	SPAIN		2	907
	VENEZUELA		11	586
6204624050	GIRLS' TROUSER OT COTTON NOT IMP PLAYSUIT PT, N KT	DOZ	10,308	611,479
	BRAZIL		1,790	89,729
	CHINA (TAIWAN)		1,290	106,049
	COLOMBIA		936	63,088
	DOMINICAN REPUBLIC		1,699	155,039
	MEXICO		366	18,792
	PANAMA		4,027	171,857
	SRI LANKA		200	6,925
6204624055	WOMEN'S SHORTS OF COTTON, NOT KNIT	DOZ	4,814	264,600
	ARGENTINA		46	2,594
	BRAZIL		719	24,173
	COLOMBIA		52	2,557
	MEXICO		36	1,733
	NICARAGUA		1,190	63,240
	PERU		20	1,656
	SPAIN		3	287
	SRI LANKA		2,748	168,360
6204624065	GIRLS' SHORTS COTTON IMP PLAYSUIT PARTS, NOT KNIT	DOZ	2,591	114,092
	ARGENTINA		189	9,186
	BRAZIL		699	18,330
	COLOMBIA		66	3,246
	DOMINICAN REPUBLIC		90	4,770
	MEXICO		1,433	73,772
	PANAMA		114	4,788
6204633510	W TROUSERS ETC SYN FIB <36% WGT W/FAH,·N KNT/CROCH	DOZ	5,554	384,742
	ARGENTINA		9	1,549
	BRAZIL		45	1,799
	CANADA		23	1,573
	COLOMBIA		2,003	102,251
	DOMINICAN REPUBLIC		1,118	114,935
	INDIA		17	781

TABLE - 2 IMPORTS INTO PUERTO RICO FROM FOREIGN COUNTRIES, BY COMMODITY AND COUNTRY OF ORIGIN
FISCAL YEAR 2003

COMM CODE	DESCRIPTION AND COUNTRY	UNIT	QUANTITY	VALUE - $
	ITALY		80	13,365
	MEXICO		220	8,902
	MOROCCO		2	303
	PANAMA		912	36,959
	SPAIN		1,125	102,325
6204633530	G TROUS ETC SYN FIB <36% W/FAH N IMP PLYST PT, N K	DOZ	118	5,807
	BRAZIL		25	1,131
	COLOMBIA		45	2,896
	PANAMA		48	1,780
6204633532	W SHORTS OF SYN FIB <36% W/FAH, NOT KNIT/CROCHETED	DOZ	407	24,827
	CANADA		4	400
	COLOMBIA		132	11,419
	MEXICO		271	13,008
6204633540	G SHORTS SYN FIB <36% W/FAH NT IMP PLYST PT, N KT	DOZ	659	20,354
	BRAZIL		428	12,634
	MEXICO		231	7,720
6204691010	WOMEN'S OVERALLS ARTIFICIAL FIBERS, NOT KNIT	DOZ	1	375
	MOROCCO		1	375
6204692010	WOMEN'S TROUSERS ART FIBERS CONT > 36% WOOL, N KT	DOZ	52	7,787
	ITALY		2	444
	SPAIN		50	7,343
6204692510	WOMEN'S TROUSERS ART FIB CONT < 36% WOOL, N KT/CRC	DOZ	1,855	115,700
	BRAZIL		14	1,860
	INDIA		32	1,070
	INDONESIA		1,373	60,447
	ITALY		29	3,511
	MOROCCO		27	3,972
	SPAIN		330	43,300
	THAILAND		50	1,540
6204692530	GRLS' TRSR ART FIB <36% W/FAH N IMP PLYST PT,N KT	DOZ	55	2,377
	BRAZIL		55	2,377
6204692540	WOMEN'S SHORTS ART FIBER CONT < 36% WOOL, NT KT/CR	DOZ	20	288
	BRAZIL		20	288
6204694020	W/G OVERALLS CONT <70% SLK/SLK WST, NT KNIT/CROCHD	DOZ	14	1,719
	SPAIN		14	1,719
6204696040	W/G TROUSERS,BREECHES <70% WHT SLK/SLK WST,NT KNT	DOZ	25	1,239
	INDONESIA		25	1,239
6204699030	W/G TROUSERS OF OT TEXTILE MAT SUBJ MMF RES, N KT	DOZ	14	335
	DOMINICAN REPUBLIC		14	335
6204699044	W/G TROUSERS,BREECHES OF OTH TEXT MAT NESOI,NT KNT	DOZ	426	33,875
	CHINA,PEOPLE'S REP.(MAINLAND)		74	6,877
	COLOMBIA		19	929
	INDONESIA		102	4,966
	MOROCCO		4	652
	PHILIPPINES		200	16,800
	SPAIN		27	3,651
6204699046	W/G SHORTS OF OTH TEXT MAT NESOI,NT KNT	DOZ	16	1,596
	MEXICO		16	1,596
6204699050	W/G OVERALLS TEXTILE MATERIALS NESOI, NOT KNIT	DOZ	9	606
	COLOMBIA		9	606
6205102010	MEN'S SHIRTS OF WOOL OR FINE ANIMAL HAIR, NOT KNIT	DOZ	7	1,167
	ITALY		3	526
	PORTUGAL		4	641
6205202015	MEN'S DRESS SHIRTS OF COTTON W >2 COLORS WARP,N KT	DOZ	2,195	152,048
	CHINA,PEOPLE'S REP.(MAINLAND)		584	35,359
	EL SALVADOR		329	37,101
	HONG KONG		300	24,716
	INDIA		320	18,794
	INDONESIA		596	31,378
	MEXICO		30	2,980
	PERU		36	1,720
6205202020	BOYS' DRESS SHIRTS OF COTTON W >2 COLORS WARP,N KT	DOZ	418	40,724
	EL SALVADOR		413	39,965
	PORTUGAL		5	759
6205202025	MEN'S DRESS SHIRTS OF COTTON; NESOI, NOT KNIT	DOZ	4,798	373,920
	COLOMBIA		2,581	190,213
	EL SALVADOR		1,183	95,091
	GERMANY		1	886

TABLE - 2 IMPORTS INTO PUERTO RICO FROM FOREIGN COUNTRIES, BY COMMODITY AND COUNTRY OF ORIGIN
FISCAL YEAR 2003

COMM CODE	DESCRIPTION AND COUNTRY	UNIT	QUANTITY	VALUE - $
	ITALY		92	35,505
	KOREA,REP. OF (SOUTH KOREA)		831	43,686
	NICARAGUA		45	2,905
	PERU		65	5,634
6205202030	BOYS' DRESS SHIRTS OF COTTON; NESOI, NOT KNIT	DOZ	588	31,660
	EL SALVADOR		583	30,260
	PORTUGAL		5	1,400
6205202050	MEN'S SHIRTS COT WTH >2 CLR WARP, NT NAPPD NT KNIT	DOZ	53,780	3,559,534
	BRAZIL		227	11,981
	CHINA (TAIWAN)		400	33,910
	COLOMBIA		10,233	696,460
	DOMINICAN REPUBLIC		1,214	43,120
	FRANCE		5	3,046
	HONG KONG		272	31,506
	INDONESIA		8,809	504,145
	ITALY		436	148,827
	KOREA,REP. OF (SOUTH KOREA)		22,985	1,310,909
	MEXICO		879	53,986
	MOROCCO		79	9,865
	NICARAGUA		1,272	117,790
	PANAMA		362	34,672
	PERU		264	21,819
	PORTUGAL		968	150,661
	RUSSIA		3,255	120,763
	SPAIN		673	100,322
	SRI LANKA		634	94,284
	THAILAND		83	7,933
	VIETNAM		730	63,535
6205202065	MEN'S COTTON SHIRTS NESOI, NOT KNIT	DOZ	33,847	3,132,755
	BRAZIL		4	314
	CHINA,PEOPLE'S REP.(MAINLAND)		786	115,440
	COLOMBIA		15	1,093
	DOMINICAN REPUBLIC		11,566	1,212,429
	ECUADOR		48	580
	EL SALVADOR		12	834
	GUATEMALA		30	390
	HONG KONG		11	2,837
	INDIA		1,773	83,341
	INDONESIA		5,594	296,074
	ITALY		144	27,872
	KOREA,REP. OF (SOUTH KOREA)		826	46,597
	MALAYSIA		5	654
	MEXICO		1,795	139,914
	NETHERLANDS		17	1,851
	PAKISTAN		308	14,784
	PERU		2,101	172,700
	PORTUGAL		47	9,874
	SPAIN		54	18,781
	SRI LANKA		5,788	710,752
	THAILAND		2,919	275,338
	VENEZUELA		4	306
6205202075	BOYS' SHIRTS COTTON NESOI NT IMP PLYSUIT PTS, N KT	DOZ	5,618	392,151
	COLOMBIA		43	2,668
	DOMINICAN REPUBLIC		2,344	208,165
	INDONESIA		499	19,921
	ITALY		3	399
	MEXICO		2,057	99,634
	PANAMA		16	454
	PERU		180	12,528
	PORTUGAL		85	16,697
	THAILAND		391	31,685
6205302020	BOYS' DRESS SHIRTS MMF WITH > 2 COLOR WARP, NT KT	DOZ	28	1,064
	COLOMBIA		28	1,064
6205302030	MEN'S DRESS SHIRTS MMF NESOI, <36% W/FAH, NOT KNIT	DOZ	465	18,069
	COLOMBIA		25	689
	INDIA		282	11,070
	ITALY		2	341
	KOREA,REP. OF (SOUTH KOREA)		156	5,969

TABLE - 2 IMPORTS INTO PUERTO RICO FROM FOREIGN COUNTRIES, BY COMMODITY AND COUNTRY OF ORIGIN
FISCAL YEAR 2003

COMM CODE	DESCRIPTION AND COUNTRY	UNIT	QUANTITY	VALUE - $
6205302040	BOYS' DRESS SHIRTS MMF NESOI, <36% W/FAH, NT KNIT	DOZ	47	1,664
	CHINA,PEOPLE'S REP.(MAINLAND)		47	1,664
6205302050	MEN'S SHIRT EX DRSS MMF WITH > 2 COLOR WARP, NT KT	DOZ	1,551	63,303
	HONG KONG		92	11,515
	INDIA		1,300	31,850
	INDONESIA		27	1,002
	ITALY		8	1,176
	MEXICO		124	17,760
6205302070	MEN'S SHIRTS EX DRESS MMF NESOI; <36% W/FAH, NT KT	DOZ	17,004	1,304,185
	CHINA (TAIWAN)		159	9,006
	CHINA,PEOPLE'S REP.(MAINLAND)		25	3,750
	COLOMBIA		990	57,737
	DOMINICAN REPUBLIC		9,245	825,049
	HONDURAS		12	3,637
	INDIA		1,784	78,728
	INDONESIA		18	746
	ITALY		25	5,240
	JORDAN		964	28,915
	KOREA,REP. OF (SOUTH KOREA)		1,203	81,785
	MEXICO		630	44,332
	PAKISTAN		588	20,674
	PERU		792	71,592
	PORTUGAL		20	2,980
	SPAIN		39	6,154
	SRI LANKA		510	63,860
6205302080	BOYS' SHIRT EX DRSS MMF NESOI NT IMP PLYST PT,N KT	DOZ	1,782	63,356
	CHINA,PEOPLE'S REP.(MAINLAND)		167	4,209
	COLOMBIA		53	2,613
	DOMINICAN REPUBLIC		81	5,753
	INDIA		1,260	30,240
	JORDAN		181	5,420
	SPAIN		40	15,121
6205901000	M/B SHIRTS SILK CONT > 70% SILK, NOT KNIT	DOZ	202	31,799
	CHINA,PEOPLE'S REP.(MAINLAND)		202	31,799
6205904040	M/B SHIRTS OF OTHER TEXTILE MATRLS NESOI, NOT KNIT	DOZ	1,824	309,869
	CHINA,PEOPLE'S REP.(MAINLAND)		707	70,217
	COLOMBIA		46	6,570
	INDONESIA		353	26,363
	ITALY		286	116,154
	KOREA,REP. OF (SOUTH KOREA)		15	1,312
	PANAMA		366	78,672
	PORTUGAL		9	1,920
	SPAIN		8	1,229
	SRI LANKA		9	3,224
	VIETNAM		25	4,208
6206100040	W/G BLOUSES OF SILK CONT 70% MORE SILK, NOT KNIT	DOZ	83	15,021
	MOROCCO		8	1,036
	SPAIN		75	13,985
6206202010	WOMEN'S BLOUSES WOOL CONT >=30% SILK, N KT OR CROC	DOZ	2	490
	SPAIN		2	490
6206203010	W WOOL BLOUSES <30% WGT OF W/FAH NESOI N KNIT/CROC	DOZ	11	4,775
	ECUADOR		11	4,775
6206303010	WOMEN'S BLOUSES COTTON WITH >=2 COLOR WARP, NT KN	DOZ	1,085	69,276
	ARGENTINA		1	393
	COLOMBIA		261	15,096
	EL SALVADOR		147	16,138
	HONG KONG		600	31,163
	INDIA		40	1,416
	ITALY		36	5,070
6206303030	GIRLS' WOV COT BLOUS+SHRT YDC N IMP AS RT PLAYSUIT	DOZ	448	15,277
	BRAZIL		217	6,931
	COLOMBIA		24	1,014
	SPAIN		7	407
	SRI LANKA		200	6,925
6206303040	WMNS BLS,SHRT,COT,N-KTD,W<2 CLRS IN WRP A/O FILL	DOZ	6,148	430,140
	ARGENTINA		338	7,266
	BRAZIL		305	14,011
	COLOMBIA		1,670	106,653

TABLE - 2 IMPORTS INTO PUERTO RICO FROM FOREIGN COUNTRIES, BY COMMODITY AND COUNTRY OF ORIGIN
FISCAL YEAR 2003

COMM CODE	DESCRIPTION AND COUNTRY	UNIT	QUANTITY	VALUE - $
	DOMINICAN REPUBLIC		145	12,682
	ECUADOR		230	4,086
	EL SALVADOR		637	41,342
	FRANCE		10	570
	HONDURAS		176	17,236
	INDIA		531	26,038
	INDONESIA		59	2,338
	ITALY		51	8,723
	MEXICO		158	6,796
	MOROCCO		6	725
	PHILIPPINES		480	33,528
	SPAIN		1,325	147,008
	THAILAND		27	1,138
6206303050	GIRLS' WOV COT BLOUS+SHRT N YDC IMP AS PRT PLYSUIT	DOZ	122	4,644
	DOMINICAN REPUBLIC		122	4,644
6206303060	GRL BLS,SHRT,COT,N-KTD,W<2CLRS IN WARP A/O FIL,OTH	DOZ	4,436	143,144
	BRAZIL		1,706	39,597
	CHINA (TAIWAN)		196	8,074
	COLOMBIA		557	31,186
	DOMINICAN REPUBLIC		119	10,335
	ECUADOR		120	956
	INDONESIA		94	4,501
	MEXICO		90	1,701
	PANAMA		1,554	46,794
6206403010	W BLSS MMF CONT <36% WGT FL FB W> 2 CLR WRP, N KNT	DOZ	187	13,126
	COLOMBIA		183	12,482
	ITALY		4	644
6206403025	G BLOUSE MMF WTH >=2 CLR WRP NT IMP PLYST PT,N KT	DOZ	1,064	30,046
	BRAZIL		1,011	28,478
	COLOMBIA		53	1,568
6206403030	WOMEN'S BLOUSES OF MMF < 36% FLAX FIB NT KNIT	DOZ	4,404	207,493
	ARGENTINA		25	344
	BRAZIL		14	1,684
	COLOMBIA		57	3,986
	CZECH REPUBLIC		1	480
	DOMINICAN REPUBLIC		16	307
	INDIA		37	1,100
	INDONESIA		2,069	72,246
	ITALY		22	4,302
	MOROCCO		13	1,593
	PANAMA		1,739	70,993
	SPAIN		396	49,607
	THAILAND		15	851
6206403050	G BLOUSES OF MMF CONT <36% BY WGT FLX FIB NOT KNIT	DOZ	7,701	256,589
	BRAZIL		150	4,812
	COLOMBIA		508	18,150
	DOMINICAN REPUBLIC		4,709	167,917
	EL SALVADOR		148	1,812
	MEXICO		1,571	45,177
	PANAMA		615	18,721
6206900040	W/G BLOUSES OF OTHR TEXTILE MATRLS NESOI, NOT KNIT	DOZ	432	38,334
	CHINA,PEOPLE'S REP.(MAINLAND)		40	3,551
	COLOMBIA		9	606
	INDONESIA		13	609
	ITALY		11	1,789
	PHILIPPINES		200	12,960
	SPAIN		159	18,819
6207110000	M/B UNDERPANTS AND BRIEFS OF COTTON, NOT KNIT	DOZ	36,201	496,543
	COLOMBIA		307	9,261
	DOMINICAN REPUBLIC		35,713	481,640
	EL SALVADOR		57	1,717
	GUATEMALA		122	3,597
	ITALY		2	328
6207210030	MENS' NIGHTSHIRTS COT NT CONT > 2 CLR WRP, NT KNIT	DOZ	2,692	138,238
	DOMINICAN REPUBLIC		2,692	138,238
6207911000	M/B BATHROBES, DRESSING GOWN ETC COTTON, NOT KNIT	DOZ	1	277
	FRANCE		1	277
6208210010	W/G NIGHTDRESSES ETC COTTON > 2 COLOR WARP, NOT KT	DOZ	9	555

TABLE - 2 IMPORTS INTO PUERTO RICO FROM FOREIGN COUNTRIES, BY COMMODITY AND COUNTRY OF ORIGIN
FISCAL YEAR 2003

COMM CODE	DESCRIPTION AND COUNTRY	UNIT	QUANTITY	VALUE - $
	COLOMBIA		9	555
6208210020	WOMEN'S NIGHTDRESS ETC COT NT > 2 COLOR WRP, N KT	DOZ	318	13,341
	COLOMBIA		7	781
	MEXICO		308	12,174
	SPAIN		3	386
6208220000	W/G NIGHTDRESSES & PAJAMAS MAN-MADE FIBERS, NOT KT	DOZ	21,986	981,865
	BRAZIL		11	2,179
	COLOMBIA		263	21,520
	GUATEMALA		21,399	953,227
	MEXICO		20	720
	THAILAND		293	4,219
6208911010	WOMEN'S NEGLIGEES, BATHROBES ETC OF COTTON, NT KT	DOZ	290	13,655
	COLOMBIA		3	1,200
	DOMINICAN REPUBLIC		268	11,035
	FRANCE		1	504
	ITALY		1	483
	PAKISTAN		17	433
6208911020	GIRLS' NEGLIGEES, BATHROBES ETC OF COTTON, NT KT	DOZ	92	827
	ECUADOR		92	827
6208913010	WMNS SNGLTS,BRFS,PANTIES,NEGLG,ETC, OF COT, N-KTD	DOZ	417	7,446
	COLOMBIA		414	6,964
	SPAIN		3	482
6208920010	WOMEN'S NEGLIGEE, BATHROBE,ETC OF MANMADE FIB,N KT	DOZ	2,379	48,715
	BRAZIL		4	596
	COLOMBIA		17	1,163
	MEXICO		215	5,340
	THAILAND		2,143	41,616
6208920030	WOMEN'S BRFS PNTS SNGLT OTHER UNDSHRTS MMF N KT	DOZ	32,524	876,643
	COLOMBIA		3,254	52,087
	GUATEMALA		29,054	821,785
	MEXICO		216	2,771
6208920040	GIRLS' BRFS PNTS SNGLTS OTH UNDSHRTS OF MMF N KT	DOZ	203	3,928
	COLOMBIA		96	3,010
	ECUADOR		83	500
	MEXICO		24	418
6208992020	W/G BRFS PNTS SNGLTS OTH UNDSHRTS OF WOOL, NOT KNT	DOZ	33	340
	ECUADOR		33	340
6208998020	W/G OTH SG & OT UDSHT SL PTC BR BR DG OTHER	DOZ	15	292
	MEXICO		15	292
6209201000	BABIES' DRESSES OF COTTON, NOT KNIT	DOZ	1,937	118,282
	ARGENTINA		8	1,123
	COLOMBIA		999	68,470
	EL SALVADOR		45	9,136
	MEXICO		64	3,892
	NICARAGUA		535	21,411
	PANAMA		220	10,631
	PERU		55	1,645
	SPAIN		11	1,974
6209202000	BABIES' BLOUSES & SHIRTS EX SET PTS OF COTTON,N KT	DOZ	3,194	39,649
	ARGENTINA		34	1,781
	CHINA,PEOPLE'S REP.(MAINLAND)		51	1,305
	COLOMBIA		323	14,724
	DOMINICAN REPUBLIC		2,707	15,805
	EL SALVADOR		15	3,580
	INDONESIA		44	2,078
	NICARAGUA		20	376
6209203000	BABIES' TROUSERS, SHORTS EX SET PARTS OF COT, N KT	DOZ	6,033	240,348
	ARGENTINA		46	2,402
	CHINA,PEOPLE'S REP.(MAINLAND)		3,767	107,329
	COLOMBIA		847	47,599
	EL SALVADOR		45	13,657
	MEXICO		1,230	66,157
	PANAMA		29	1,214
	PERU		10	549
	SPAIN		59	1,441
6209205030	BABIES' SUNSUITS & SIMILAR APPAREL OF COTTON, N KT	DOZ	53	2,637
	COLOMBIA		53	2,637
6209205035	BABIES' GRMNTS & CLTHNG ACCESS SETS OF COTTON,	DOZ	3,204	174,450

TABLE - 2 IMPORTS INTO PUERTO RICO FROM FOREIGN COUNTRIES, BY COMMODITY AND COUNTRY OF ORIGIN
FISCAL YEAR 2003

COMM CODE	DESCRIPTION AND COUNTRY	UNIT	QUANTITY	VALUE - $
	BRAZIL		38	836
	CHINA,PEOPLE'S REP.(MAINLAND)		71	2,778
	COLOMBIA		2,300	141,309
	DOMINICAN REPUBLIC		207	2,212
	NICARAGUA		116	4,237
	PANAMA		402	21,211
	PERU		70	1,867
6209205045	BABIES' GRMNT & CLTHNG ACCESS SET PT OF COT, N KT	DOZ	2,164	106,111
	COLOMBIA		1,966	96,634
	ITALY		21	2,503
	SRI LANKA		177	6,974
6209205050	BABIES' OT GRMNTS & CLOTHING ACCESS OF COTTON,N KT	DOZ	2,652	63,617
	BRAZIL		121	2,418
	CHINA,PEOPLE'S REP.(MAINLAND)		615	29,382
	COLOMBIA		99	6,072
	MEXICO		1,396	20,266
	PERU		107	2,779
	SPAIN		14	1,584
	THAILAND		300	1,116
6209301000	BABIES' BLOUSES, SHIRTS EX SET PTS OF SYN FIB,N KT	DOZ	417	7,979
	CHINA,PEOPLE'S REP.(MAINLAND)		12	292
	COLOMBIA		191	6,184
	DOMINICAN REPUBLIC		140	567
	EL SALVADOR		74	936
6209302000	BABIES' TROUSERS, SHORTS EX SET PT OF SYN FIB,N KT	DOZ	47	2,315
	COLOMBIA		47	2,315
6209303010	BABIES' SUNSUITS & SIMILAR APPAREL OF SYN FIB,N KT	DOZ	174	11,997
	COLOMBIA		174	11,997
6209303020	BABIES' GRMNT & CLTHNG ACCESS SETS OF SYN FIB,N KT	DOZ	3,465	196,377
	COLOMBIA		3,115	179,682
	EL SALVADOR		140	4,977
	NICARAGUA		210	11,718
6209303030	BABIES' GRMNT & CLTHNG ACCESS SET PT SYN FIB, N KT	DOZ	171	9,310
	COLOMBIA		171	9,310
6209303040	BABIES' OT GRMNT & CLOTHING ACCESS OF SYN FIB,N KT	DOZ	8,314	347,676
	COLOMBIA		2,418	148,833
	EL SALVADOR		3,029	104,329
	MEXICO		444	13,485
	NICARAGUA		2,374	78,425
	PANAMA		49	2,604
6209902000	BABIES' TROUSERS, SHORTS EX SET PT OF ART FIB,N KT	DOZ	3	445
	ARGENTINA		3	445
6209903010	BABIES' SUNSUITS & SIMILAR APPAREL OF ART FIB,N KT	DOZ	263	16,317
	COLOMBIA		263	16,317
6209903020	BABIES' GRMNT & CLTHNG ACCESS SETS OF ART FIB,N KT	DOZ	431	25,075
	COLOMBIA		413	24,445
	EL SALVADOR		18	630
6209903040	BABIES' GARMENTS & CLOTHING ACCESS OF ART FIB,N KT	DOZ	349	26,856
	COLOMBIA		349	26,856
6209905000	BABIES' GRMNT ETC OF TEX MAT CONT 70% SILK, NT KT	DOZ	131	15,892
	COLOMBIA		128	15,334
	ITALY		3	558
6209909000	BABIES' GRMNT & CLTHNG ACCESS <70% SLK/SLK WS N KT	DOZ	1,025	97,876
	ARGENTINA		5	741
	COLOMBIA		1,018	96,875
	EL SALVADOR		2	260
6210105000	NONWOVEN DISPOSABLE APPAREL FOR CLINIC FELT, NT KT	DOZ	175,137	275,565
	CHINA (TAIWAN)		6,333	12,567
	CHINA,PEOPLE'S REP.(MAINLAND)		109,913	194,972
	HONG KONG		58,891	68,026
6210109040	GARMENTS OF FELTS OR NONWOVENS NESOI, NOT KNIT	DOZ	12	600
	MEXICO		12	600
6210205000	M/B OVERCOATS ETC MMF FELT/NONWOVEN N IMPREG, N KT	DOZ	12	600
	MEXICO		12	600
6210409045	M/B OVERALLS RUBBERIZED TEX MTRL EX MMF, NT KNIT	DOZ	1	291
	ITALY		1	291
6210509090	W/G N-KNIT,OTH THAN MMF,OTH APPAREL,IMPREG FABRIC	DOZ	31	1,110
	BRAZIL		31	1,110

TABLE - 2 IMPORTS INTO PUERTO RICO FROM FOREIGN COUNTRIES, BY COMMODITY AND COUNTRY OF ORIGIN
FISCAL YEAR 2003

COMM CODE	DESCRIPTION AND COUNTRY	UNIT	QUANTITY	VALUE - $
6211111010	MEN'S SWIMWEAR OF MAN-MADE FIBERS, NOT KNIT	DOZ	607	37,444
	CAMBODIA		200	16,716
	CHINA,PEOPLE'S REP.(MAINLAND)		400	20,298
	THAILAND		7	430
6211111020	BOYS' SWIMWEAR OF MAN-MADE FIBERS, NOT KNIT	DOZ	14	850
	THAILAND		14	850
6211121010	WOMEN'S SWIMWEAR OF MAN-MADE FIBERS, NOT KNIT	DOZ	739	47,704
	BRAZIL		710	43,099
	MEXICO		25	4,351
	SPAIN		4	254
6211121020	GIRLS' SWIMWEAR OF MAN-MADE FIBERS, NOT KNIT	DOZ	466	24,481
	ARGENTINA		186	8,163
	BRAZIL		263	14,688
	MEXICO		17	1,630
6211320010	MEN'S COVERALLS & SIMILAR APPAREL,COTTON,NOT-KNIT	DOZ	29	3,222
	COLOMBIA		29	3,222
6211320015	B CVRALS & SIM APPRL COT N-INSLTD SIZE 2-7 NT KNT	DOZ	21	2,339
	JAPAN		21	2,339
6211320075	MEN'S OR BOYS' JACKETS NESOI,OF COTTON, NOT KNIT	DOZ	282	24,130
	COLOMBIA		8	918
	PAKISTAN		214	14,632
	PERU		60	8,580
6211320081	MEN'S OR BOYS' GARMENTS NESOI OF COTTON, NOT KNIT	DOZ	33	2,251
	MEXICO		21	723
	SPAIN		12	1,528
6211330030	M/B TRACK SUIT TROUSERS MAN-MADE FIBERS, NOT KNIT	DOZ	9	1,624
	ITALY		9	1,624
6211330035	M/B TRACK SUITS EXCEPT TROUSERS MANMADE FIB, NT KT	DOZ	12	1,440
	ITALY		12	1,440
6211330054	M/B VESTS OF MMF, NOT KNIT: CONT <36% WOOL OR FAH	DOZ	28	1,064
	COLOMBIA		28	1,064
6211330058	M/B JACKETS NESOI,OF MAN-MADE FIBERS, NOT KNIT	DOZ	1	621
	ITALY		1	621
6211330061	M/B GARMENTS NESOI OF MAN-MADE FIBERS, NOT KNIT	DOZ	5	550
	DOMINICAN REPUBLIC		3	260
	SPAIN		2	290
6211410061	W/G GARMENTS NESOI OF W/FAH, NOT KNIT OR CROCHETED	DOZ	2	267
	SPAIN		2	267
6211420010	WMN'S COVERALLS AND SIMILAR APPAREL,COTTON,N-KNIT	DOZ	26	3,685
	BRAZIL		4	408
	DOMINICAN REPUBLIC		20	2,880
	MEXICO		2	397
6211420025	W/G WASHSUITS & SIMILAR APPAREL OF COTTON, NT KNIT	DOZ	9	1,895
	ITALY		9	1,895
6211420056	W/G COT BLSES, SHRTS & SHRT-BLSES EX HD 6206 NT KT	DOZ	335	7,474
	INDONESIA		335	7,474
6211420060	WOMEN'S OR GIRLS' JUMPERS OF COTTON, NOT KNIT	DOZ	17	1,849
	COLOMBIA		7	738
	ITALY		3	362
	MEXICO		7	749
6211420075	W/G JACKETS, NESOI OF COTTON, NOT KNIT	DOZ	303	18,939
	COLOMBIA		10	1,203
	DOMINICAN REPUBLIC		200	13,200
	ITALY		1	291
	PANAMA		91	3,918
	SPAIN		1	327
6211420081	W/G GARMENTS NESOI OF COTTON, NOT KNIT	DOZ	426	30,239
	COLOMBIA		79	4,684
	DOMINICAN REPUBLIC		123	4,823
	FRANCE		1	389
	ITALY		21	1,604
	MEXICO		22	977
	PERU		40	2,640
	SPAIN		140	15,122
6211430010	WMENS CVRALS & SIM APPAREL M-M FIB,NT INSLTD NT KT	DOZ	154	4,359
	COLOMBIA		150	4,078
	FRANCE		4	281
6211430060	W & G TOPS OT CAM BUSTIERS BANDOS ETC OF MMF NOT K	DOZ	3,899	110,636

TABLE - 2 IMPORTS INTO PUERTO RICO FROM FOREIGN COUNTRIES, BY COMMODITY AND COUNTRY OF ORIGIN
FISCAL YEAR 2003

COMM CODE	DESCRIPTION AND COUNTRY	UNIT	QUANTITY	VALUE - $
	EL SALVADOR		99	2,871
	INDIA		32	1,203
	INDONESIA		3,648	101,292
	MOROCCO		3	354
	SPAIN		24	2,886
	THAILAND		93	2,030
6211430066	W/G MMF JUMPERS N KT CONT <36% WGT WL OR FAH	DOZ	31	2,200
	DOMINICAN REPUBLIC		31	2,200
6211430076	W/G MMF VESTS N KT CONT <36% WGT WOOL OR FAH	DOZ	191	12,931
	COLOMBIA		18	1,334
	DOMINICAN REPUBLIC		170	10,200
	SPAIN		3	1,397
6211430078	W/G JACKETS,NESOI OF MAN-MADE FIBERS, NOT KNIT	DOZ	55	3,527
	HONDURAS		55	3,527
6211430091	W/G GARMENTS NESOI OF MAN-MADE FIBERS, NOT KNIT	DOZ	2,764	110,741
	CHINA,PEOPLE'S REP.(MAINLAND)		465	10,288
	COLOMBIA		418	13,769
	DOMINICAN REPUBLIC		333	3,074
	INDONESIA		383	6,419
	ITALY		1,011	61,425
	MEXICO		11	745
	MOROCCO		11	1,367
	PORTUGAL		4	504
	SPAIN		120	12,822
	THAILAND		8	328
6211491090	W/G N KT GRMNTS NESOI 70% SILK OR MORE, OTHER	DOZ	10	1,876
	SPAIN		10	1,876
6211499090	W/G GARMENT NESOI OT TEX MAT <70% SLK/SLK WST, N K	DOZ	72	10,444
	CHINA,PEOPLE'S REP.(MAINLAND)		17	1,347
	ITALY		6	271
	SPAIN		49	8,826
6212105010	BRASSIERES CONT LACE, NET OR EMBROIDERY OF COTTON	DOZ	5,823	186,718
	ARGENTINA		933	31,390
	BRAZIL		7	873
	COLOMBIA		2,976	134,774
	MEXICO		1,907	19,681
6212105020	BRASSIERES CONT LACE NET/EMBROIDERY MANMADE FIBERS	DOZ	128,793	5,909,448
	ARGENTINA		231	7,858
	BRAZIL		149	2,256
	CHINA,PEOPLE'S REP.(MAINLAND)		32,979	499,015
	COLOMBIA		72,824	3,958,149
	COSTA RICA		3,823	214,564
	DOMINICAN REPUBLIC		10,750	861,977
	FRANCE		206	38,865
	GUATEMALA		5,735	273,613
	MEXICO		1,129	19,067
	PANAMA		690	7,902
	SPAIN		277	26,182
6212109010	BRAS NOT CONTAINING LACE NET OR EMBROIDERY COTTON	DOZ	2,574	82,566
	COLOMBIA		91	3,182
	DOMINICAN REPUBLIC		1,783	73,084
	MEXICO		700	6,300
6212109020	BRAS NOT CONTAINING LACE NET OR EMBROIDERY MMF	DOZ	1,448,971	63,814,453
	CHILE		23	1,673
	COLOMBIA		5,686	302,935
	DOMINICAN REPUBLIC		1,428,933	63,362,062
	INDIA		800	7,483
	MEXICO		13,509	139,030
	SPAIN		20	1,270
6212200010	GIRDLES AND PANTY-GIRDLES OF COTTON	DOZ	100	1,799
	COLOMBIA		100	1,799
6212200020	GIRDLES AND PANTY-GIRDLES OF MAN-MADE FIBERS	DOZ	176,686	6,442,127
	BRAZIL		168	2,277
	COLOMBIA		3,996	154,539
	COSTA RICA		5,065	189,741
	DOMINICAN REPUBLIC		167,171	6,077,018
	GUATEMALA		211	15,482
	MEXICO		75	3,070

TABLE - 2 IMPORTS INTO PUERTO RICO FROM FOREIGN COUNTRIES, BY COMMODITY AND COUNTRY OF ORIGIN
FISCAL YEAR 2003

COMM CODE	DESCRIPTION AND COUNTRY	UNIT	QUANTITY	VALUE - $
6212200030	GIRDLES & PANTY-GIRDLES TEX MTRL EX COTTON/MMF	DOZ	33	2,427
	COLOMBIA		33	2,427
6212300020	CORSETS OF MAN-MADE FIBERS	DOZ	305	30,547
	COLOMBIA		223	24,655
	GUATEMALA		82	5,892
6212900030	BRACES GRTERS SMLR ART & PTS MMF OR MMF & RBR/PLAS	DOZ	367,421	614,321
	CHINA,PEOPLE'S REP.(MAINLAND)		604	9,394
	COLOMBIA		155	11,288
	DOMINICAN REPUBLIC		366,248	587,860
	SPAIN		300	2,633
	VENEZUELA		114	3,146
6213102000	HANDKERCHIEF SILK CONT < 70% SILK, NOT KNIT	DOZ	2	595
	SPAIN		2	595
6213201000	HANDKERCHIEF HMMD, NT CONT LACE/EMBRDRY COT NT KT	DOZ	1,120	7,155
	SPAIN		1,120	7,155
6213202000	HANDKERCHIEFS EXCEPT HEMMED,OF COTTON, NOT KNITTED	DOZ	20,268	50,220
	CHINA,PEOPLE'S REP.(MAINLAND)		18,801	35,151
	COLOMBIA		17	1,200
	SPAIN		1,450	13,869
6213901000	HANDKERCHIEFS OF MAN-MADE FIBERS, NOT KNIT/CROCHTD	DOZ	26	681
	BRAZIL		5	269
	COLOMBIA		21	412
6213902000	HANDKERCHIEFS OF TEXTILE MATERIALS NESOI, NOT KNIT	DOZ	7	463
	SPAIN		7	463
6214101000	SHAWLS SCARVES & THE LIKE CON >=70% SLK/SLK WST NK	DOZ	926	3,799
	INDIA		15	1,175
	SPAIN		900	2,276
	THAILAND		11	348
6214300000	SHAWLS SCARVES AND THE LIKE OF SYNTHETIC FIB, N KT	DOZ	186	9,438
	COLOMBIA		9	1,598
	EGYPT		16	564
	INDIA		33	1,230
	INDONESIA		38	481
	ITALY		90	5,565
6214400000	SHAWLS SCARVES AND THE LIKE ARTIFICIAL FIBER, N KT	DOZ	113	1,322
	INDIA		21	426
	INDONESIA		92	896
6214900010	SHAWLS SCARVES & THE LIKE OF COTTON NESOI, NT KNIT	DOZ	17	1,261
	ITALY		14	868
	PAKISTAN		3	393
6214900090	SHAWLS SCARVES AND THE LIKE TEXTILE MTRL NESOI,NKT	DOZ	42	575
	MEXICO		42	575
6215100025	TIES & CRAVATS SLK CONT>=50% WGT OTH TEX MAT NT KN	DOZ	111	5,364
	FRANCE		4	1,225
	SPAIN		107	4,139
6215100040	TIES & CRAVATS SLK W OUT SHLL CONT >=70% SLK NT KT	DOZ	374	30,544
	ITALY		374	30,544
6215100090	TIES BOW TIES AND CRAVATS SILK NESOI, NOT KNIT	DOZ	30	4,137
	SPAIN		30	4,137
6215200000	TIES BOW TIES AND CRAVATS MANMADE FIBERS, NT KNIT	DOZ	109	2,285
	COLOMBIA		109	2,285
6216003800	GLOVES EX SKI COTTON WOUT 4CHTTS, NOT KNIT	DPR	15	340
	FRANCE		15	340
6217108500	HEADBANDS,P-TAIL HOLDERS, ETC;OT TH =>70 SILK, WOV	DOZ	1,108	4,136
	CHINA,PEOPLE'S REP.(MAINLAND)		1,101	3,870
	ITALY		7	266
6217109510	ACCESSORIES OF COTTON, NOT KNITTED OR CROCHETED	DOZ	50	780
	INDIA		50	780
6217109530	ACCESSORIES OF MANMADE FIBERS, NOT KNIT OR CROCHTD	DOZ	43	3,386
	INDONESIA		40	1,822
	ITALY		2	1,269
	SPAIN		1	295
6217909085	PARTS OF GARMENTS NESOI MMF, NOT KNIT OR CROCHETED	DOZ	25	300
	MEXICO		25	300
	OTHER MADE-UP TEXTILES ARTICLES; NEEDLE CRAFT SETS;WORN CLOTHING AND WORN TEXTILE ARTICLES;RAGS	TOTAL		11,224,212

TABLE - 2 IMPORTS INTO PUERTO RICO FROM FOREIGN COUNTRIES, BY COMMODITY AND COUNTRY OF ORIGIN
FISCAL YEAR 2003

COMM CODE	DESCRIPTION AND COUNTRY	UNIT	QUANTITY	VALUE - $
6301100000	ELECTRIC BLANKETS	NO	6	1,801
	ITALY		6	1,801
6301200010	BLANKET N/ELEC & TRAVEL RUG WOOL F/HAIR NT>3M LGTH	NO	18	391
	ITALY		18	391
6301200020	BLANKET N/ELEC & TRAVEL RUG WOOL F/HAIR >3M LENGTH	M2	91	3,205
	ITALY		76	2,689
	MOROCCO		15	516
6301300010	BLANKET N/ELEC & TRAVEL RUGS OF COTTON, WOVEN	NO	11,471	36,355
	CHINA,PEOPLE'S REP.(MAINLAND)		368	2,722
	EL SALVADOR		2	748
	ITALY		1	425
	PAKISTAN		11,100	32,460
6301300020	BLANKET N/ELEC & TRAVEL RUGS OF COTTON, NESOI	NO	23,027	75,545
	CHINA,PEOPLE'S REP.(MAINLAND)		288	461
	COLOMBIA		10,403	48,377
	NICARAGUA		288	504
	SPAIN		6,000	19,680
	THAILAND		6,048	6,523
6301400010	BLANKET N/ELEC & TRAVEL RUGS OF SYN FIBERS, WOVEN	NO	2,070	8,001
	CHINA,PEOPLE'S REP.(MAINLAND)		88	264
	COLOMBIA		1,982	7,737
6301400020	BLANKETS N/ELEC & TRAVEL RUGS OF SYN FIBERS, NESOI	NO	5,737	25,552
	COLOMBIA		2,890	6,614
	NICARAGUA		2,847	18,938
6301900010	BLANKETS AND TRAVELING RUGS OF ARTIFICIAL FIBER	NO	20,299	132,156
	CHILE		3,240	108,607
	CHINA,PEOPLE'S REP.(MAINLAND)		15,050	16,336
	COLOMBIA		2,009	7,213
6301900030	BLANKET AND TRAVEL RUG OF FB NESOI <85% SILK OR SW	NO	12,646	62,174
	CHINA,PEOPLE'S REP.(MAINLAND)		10,548	54,239
	COLOMBIA		2,098	7,935
6302100008	BED LINEN, KNITTED OR CROCHETED OF COTTON; SHEETS	NO	58	1,752
	ITALY		23	1,407
	SPAIN		35	345
6302100015	BED LINEN, KNITTED OR CROCHETED OF COTTON; NESOI	NO	98	1,270
	SPAIN		98	1,270
6302215020	SHEETS OF PRINTED COTTON, NOT NAPPED, CONT TRIM	NO	175	3,117
	SPAIN		175	3,117
6302219010	PILLOWCASES PRINTED COTTON NOT TRIMMED, ETC, N/NAP	NO	30,496	27,879
	BRAZIL		9,240	8,894
	PAKISTAN		21,256	18,985
6302219020	SHEETS OF PRINT COTTON NOT TRIMMED, ETC NOT NAPPED	NO	95,804	466,719
	ARGENTINA		68,676	381,370
	BRAZIL		5,104	17,520
	DOMINICAN REPUBLIC		300	271
	ITALY		12	715
	PAKISTAN		21,712	66,843
6302219040	PILLOWCOVERS OF PRINT COTT, N/ NAP, N/ TRIMMED ETC	NO	6,474	12,787
	BRAZIL		3,304	3,277
	PAKISTAN		3,170	9,510
6302219050	BED LINEN NESOI OF PRINT COT, N/ NAP, N/ TRIM, ETC	NO	1,608	5,070
	CHILE		23	315
	PAKISTAN		1,585	4,755
6302221020	PILLOWCASES OF PRINT MANMADE FIBER, W/TRIM, N/NAP	NO	2,820	3,264
	CANADA		1,320	1,554
	COLOMBIA		1,500	1,710
6302222010	PILLOWCASES OF PRINT MANMADE FIBER NOT TRIMMED	NO	38,676	19,613
	BRAZIL		1,840	1,315
	MEXICO		1,860	3,112
	PAKISTAN		34,976	15,186
6302222020	SHEETS OF PRINT MANMADE FIBER NOT TRIMMED	NO	39,700	131,032
	BRAZIL		1,840	6,940
	MEXICO		1,860	14,340
	PAKISTAN		35,888	103,844
	SPAIN		112	5,908
6302222030	BED LINEN NESOI OF PRINTED MANMADE FIBERS, NT TRIM	NO	6,973	9,875
	BRAZIL		1,840	1,689

TABLE - 2 IMPORTS INTO PUERTO RICO FROM FOREIGN COUNTRIES, BY COMMODITY AND COUNTRY OF ORIGIN
FISCAL YEAR 2003

COMM CODE	DESCRIPTION AND COUNTRY	UNIT	QUANTITY	VALUE - $
	ITALY		30	335
	MEXICO		1,860	5,580
	PAKISTAN		3,243	2,271
6302313020	SHEETS, COTTON, NAPPED, NOT PRINT/KNIT, WITH TRIM	NO	62	8,259
	FRANCE		62	8,259
6302315040	PILLOWCOVERS, COTT, NOT PRINT/KNIT/NAPPED, W/ TRIM	NO	28	1,267
	ITALY		28	1,267
6302315050	BED LINEN NESOI,COTT,NOT PRINT/KNIT/NAPPED, W/TRIM	NO	16	2,141
	ITALY		11	588
	UNITED KINGDOM OF GT BRITAIN		5	1,553
6302317010	PILLOWCASES, COTT,NAPPED, NOT PRINT/KNIT, NO TRIM	NO	60	4,175
	ITALY		60	4,175
6302317020	SHEETS, COTTON, NAPPED, NOT PRINT/KNIT, NO TRIM	NO	1,830	18,744
	BRAZIL		1,710	14,569
	ITALY		120	4,175
6302319010	PILLOWCASES,COTTON, NOT PRINTED/KNIT/NAPPED/TRIM	NO	1,348	1,483
	PAKISTAN		1,348	1,483
6302319020	SHEETS, COTTON, NOT PRINTED/KNITTED/NAPPED/TRIM	NO	1,391	6,180
	PAKISTAN		1,348	5,729
	SPAIN		43	451
6302319030	BOLSTER CASES, COTT, NOT PRINTED/KNIT/NAPPED/TRIM	NO	43	451
	SPAIN		43	451
6302319040	PILLOWCOVERS,COTT, NOT PRINTED/KNIT/NAPPED/TRIMMED	NO	43	450
	SPAIN		43	450
6302319050	BED LINEN NESOI,COTTON, NOT PRINT/KNIT/NAPPED/TRIM	NO	22	1,076
	ITALY		3	406
	SPAIN		19	670
6302321020	PILLOWCASES OF MANMADE FIBERS WITH TRIM, N/NAPPED	NO	2,428	3,365
	PAKISTAN		2,428	3,365
6302321030	SHEETS OF MANMADE FIBERS WITH TRIM, NAPPED	NO	450	2,700
	MEXICO		450	2,700
6302321040	SHEETS OF MANMADE FIBERS WITH TRIM, NOT NAPPED	NO	2,207	22,315
	CANADA		228	1,841
	CHILE		1,920	20,120
	MEXICO		59	354
6302321060	BED LINEN NESOI OF MANMADE FIBERS WITH TRIM	NO	1,820	16,268
	CHILE		1,820	16,268
6302322010	PILLOWCASES OF MANMADE FIBERS NO TRIM, NAPPED	NO	3,632	10,896
	MEXICO		3,632	10,896
6302322020	PILLOWCASES OF MANMADE FIBERS, NO TRIM, NOT NAPPED	NO	88,826	103,972
	CHILE		29,776	74,500
	MEXICO		48,544	20,578
	PAKISTAN		10,506	8,894
6302322030	SHEETS OF MANMADE FIBERS NO TRIM, NAPPED	NO	3,632	81,224
	MEXICO		3,632	81,224
6302322040	SHEETS OF MANMADE FIBERS NO TRIM, NOT NAPPED	NO	153,765	550,069
	CHILE		22,211	82,866
	MEXICO		120,464	429,501
	PAKISTAN		11,090	37,702
6302322060	BED LINEN NESOI OF MANMADE FIBER	NO	28,990	93,919
	CHILE		22,211	82,866
	ITALY		100	2,837
	PAKISTAN		6,679	8,216
6302390030	BED LINEN OF TEXTILE MATERIAL, NESOI	NO	572	3,048
	CHINA,PEOPLE'S REP.(MAINLAND)		572	3,048
6302401000	TABLE LINEN KNIT OR CROCHETED OF VEG FIB (EXC COT)	NO	17	700
	SPAIN		17	700
6302402010	TABLE LINEN KNITTED OR CROCHETED OF COTTON	NO	3	451
	ITALY		3	451
6302402020	TABLE LINEN KNIT/CROCHET, TEXTILE MATERIAL, NESOI	NO	26,918	33,277
	COLOMBIA		26,918	33,277
6302513000	TABLCLOTH & NAPKINS, COTTON, NESOI	NO	1,933	5,568
	CHINA,PEOPLE'S REP.(MAINLAND)		1,374	3,538
	MEXICO		350	350
	PAKISTAN		200	850
	SPAIN		9	830
6302514000	TABLE LINEN OF COTTON, NESOI	NO	1,266	3,360
	GUATEMALA		440	312

TABLE - 2 IMPORTS INTO PUERTO RICO FROM FOREIGN COUNTRIES, BY COMMODITY AND COUNTRY OF ORIGIN
FISCAL YEAR 2003

COMM CODE	DESCRIPTION AND COUNTRY	UNIT	QUANTITY	VALUE - $
	ITALY		87	528
	PAKISTAN		707	2,086
	UNITED KINGDOM OF GT BRITAIN		32	434
6302521020	TABLECLOTHS & NAPKINS, FLAX NOT DAMASK	NO	3,267	6,265
	CHINA,PEOPLE'S REP.(MAINLAND)		3,091	3,944
	CZECH REPUBLIC		176	2,321
6302522000	TABLE LINEN OF FLAX; OTHER THAN TABLECLOTH/NAPKINS	NO	6,000	9,017
	CHINA,PEOPLE'S REP.(MAINLAND)		6,000	9,017
6302530010	TABLECLOTHS AND NAPKINS, DAMASK, MANMADE FIBERS	NO	9,840	27,281
	CHINA,PEOPLE'S REP.(MAINLAND)		6,660	10,893
	INDIA		3,180	16,388
6302530020	TABLECLOTH & NAPKIN, MANMADE FIBERS EXCEPT DAMASK	NO	110,464	169,872
	CHINA,PEOPLE'S REP.(MAINLAND)		94,024	142,226
	COLOMBIA		9,476	5,294
	INDIA		544	2,866
	ITALY		24	1,597
	MEXICO		1,113	5,565
	PAKISTAN		4,506	6,784
	SPAIN		777	5,540
6302530030	TABLE LINEN EX TABLECLOTH/NAPKIN OF MANMADE FIBER	NO	125,104	85,761
	CANADA		60	300
	CHINA,PEOPLE'S REP.(MAINLAND)		122,029	78,239
	PAKISTAN		3,015	7,222
6302590010	TABLE LINEN OF TEX MAT, >=85% BY WGT SLK/SLK WASTE	NO	6	362
	ITALY		6	362
6302600010	DISH TOWELS OF TERRY TOWELING FABRIC, COTTON	NO	27,364	20,018
	CHINA,PEOPLE'S REP.(MAINLAND)		3,448	3,440
	COLOMBIA		3,000	4,800
	INDIA		17,892	10,478
	THAILAND		3,024	1,300
6302600020	TOWELS EXCEPT DISH OF TERRY TOWELING FABRIC	NO	623,301	627,163
	CANADA		4,800	5,171
	CHINA,PEOPLE'S REP.(MAINLAND)		18,000	39,096
	COLOMBIA		39,502	55,604
	EL SALVADOR		22,847	49,856
	FRANCE		40	486
	INDIA		41,930	49,477
	MEXICO		5,976	2,988
	PAKISTAN		437,736	384,029
	PORTUGAL		198	1,988
	THAILAND		16,272	19,418
	UNITED ARAB EMIRATES		36,000	19,050
6302600030	TOILET & KIT LINEN EXCEPT TOWELS, TERRY FAB COTTET	NO	505,006	29,216
	FRANCE		42	260
	MEXICO		10,800	2,268
	PAKISTAN		480,384	21,010
	PORTUGAL		100	815
	THAILAND		13,680	4,863
6302910005	COTTON DISH TOWELS OF PILED OR TUFTED CONSTRUCTION	NO	50,400	5,460
	INDIA		50,400	5,460
6302910015	TOWELS OT THAN DISH TWLS COT PILED/TUFTED CONSTRCT	NO	53,618	86,348
	CHINA,PEOPLE'S REP.(MAINLAND)		10,695	22,353
	COLOMBIA		6,879	2,152
	PAKISTAN		36,000	61,498
	SPAIN		44	345
6302910025	TLT & KIT LINEN OT THAN TOWELS OF COT, PLD/TFT CON	NO	29,037	43,595
	MEXICO		33	781
	PAKISTAN		28,704	40,991
	PORTUGAL		300	1,823
6302910035	COTTON TOWELS JACQUARD FIGURED OT THAN PLD/TFTD CN	NO	768	2,746
	SPAIN		768	2,746
6302910045	COT DISH TOWELS, N-JACQ FIG, N-PILED/TUFTED CONSTR	NO	9,180	35,122
	INDIA		9,180	35,122
6302910050	COT TOWELS N-DISH TOWELS: N-JAQ FIG OR PLD/TFT CON	NO	10,620	24,071
	BRAZIL		8,400	19,105
	CHINA,PEOPLE'S REP.(MAINLAND)		1,920	3,840
	NETHERLANDS		300	1,126
6302910060	TOWELS OT THAN TOLIET & KITCHN LINEN OF COT, NESOI	NO	460	331

TABLE - 2 IMPORTS INTO PUERTO RICO FROM FOREIGN COUNTRIES, BY COMMODITY AND COUNTRY OF ORIGIN
FISCAL YEAR 2003

COMM CODE	DESCRIPTION AND COUNTRY	UNIT	QUANTITY	VALUE - $
	GUATEMALA		460	331
6302920010	TOWELS; OF FLAX	NO	21,390	22,275
	CHINA,PEOPLE'S REP.(MAINLAND)		21,336	21,839
	CZECH REPUBLIC		54	436
6302920020	BED, TABLE, TOILET & KITCHEN LINEN EX TOWEL, FLAX	NO	10,440	2,958
	CHINA,PEOPLE'S REP.(MAINLAND)		10,440	2,958
6302932000	BED, TABLE, TOILET, & KITCHEN LINEN NESOI, MMF	NO	203,014	159,886
	CHINA,PEOPLE'S REP.(MAINLAND)		131,720	86,320
	COLOMBIA		500	300
	MEXICO		20,250	13,601
	THAILAND		4,464	2,321
	TURKEY		46,080	57,344
6302992000	BED, TABEL, TOILET, KIT LINEN TEXTILE MATL NESOI	NO	19,332	49,678
	CHINA,PEOPLE'S REP.(MAINLAND)		19,332	49,678
6303110000	CURTAIN (DRAPES) & INT BLNDS/BD VAL KT/CROCHET COT	NO	1,242	7,390
	PAKISTAN		1,242	7,390
6303120000	CURTAIN (DRAPE) & INTER BLND/BD VAL KT/CRO SYN FIB	NO	444,878	891,694
	CHINA,PEOPLE'S REP.(MAINLAND)		116,352	130,182
	COLOMBIA		62,170	128,212
	LEBANON		9,414	17,118
	MEXICO		15,124	55,676
	PAKISTAN		217,866	498,312
	TURKEY		23,952	62,194
6303910010	WINDOW CURTAIN & WINDOW VALANCE, OF COTTON	NO	10,501	30,891
	BRAZIL		6,490	22,418
	CHILE		31	360
	INDIA		400	1,600
	PAKISTAN		3,580	6,513
6303910020	CURTAIN & INTERIOR BLINDS/BED VALANCES, NESOI, COT	NO	16,764	74,149
	PAKISTAN		16,458	33,789
	SPAIN		306	40,360
6303922010	WINDOW CURTAIN & WINDOW VALANCES, SYN FIB	NO	1,161,515	1,656,034
	CHILE		989	6,930
	CHINA,PEOPLE'S REP.(MAINLAND)		858,667	1,167,422
	COLOMBIA		4,766	16,791
	LEBANON		10,080	40,146
	MEXICO		3	1,141
	PAKISTAN		235,073	349,339
	SPAIN		385	2,005
	TURKEY		51,552	72,260
6303922020	CURTAIN & INTER BLINDS/BED VALANCES, NESOI SYN FIB	NO	583,848	903,982
	BRAZIL		5,452	12,865
	CHINA,PEOPLE'S REP.(MAINLAND)		543,522	746,227
	MEXICO		2,203	13,771
	PAKISTAN		32,671	131,119
6303990060	CURTAIN & INT BLNDS/BED VAL NESOI, NESOI MAT NESOI	NO	1,200	5,075
	CHINA,PEOPLE'S REP.(MAINLAND)		1,200	5,075
6304112000	OTHER FURNISH ART EXC 9404 BEDSPRED KT/CROCHET MMF	NO	12,487	38,163
	CHINA,PEOPLE'S REP.(MAINLAND)		12,000	28,669
	ITALY		3	824
	MEXICO		360	3,155
	SOUTH AFRICA,REP.OF		124	5,515
6304190500	OTHER FURNISH ART NT 9404 BEDSPRD NESOI COT W/TRIM	NO	64	2,048
	INDIA		64	2,048
6304191000	OTHER FURNISH ART NT 9404 BEDSPRD NESOI COT NESOI	NO	18,701	148,933
	BRAZIL		2,288	14,298
	INDIA		63	2,069
	MEXICO		16,332	132,190
	PAKISTAN		18	376
6304191500	OTHER FURNISH ART NT 9404 BEDSPRD NESOI MMF W/TRIM	NO	34	1,292
	INDIA		34	1,292
6304192000	OTHER FURNISH ART NT 9404 BEDSPRD NESOI MMF NESOI	NO	58,460	362,909
	CANADA		24	1,514
	CHILE		7,101	76,674
	CHINA,PEOPLE'S REP.(MAINLAND)		12,698	62,728
	GUATEMALA		6,232	15,580
	MEXICO		10,923	97,189
	PAKISTAN		14,054	79,438

TABLE - 2 IMPORTS INTO PUERTO RICO FROM FOREIGN COUNTRIES, BY COMMODITY AND COUNTRY OF ORIGIN
FISCAL YEAR 2003

COMM CODE	DESCRIPTION AND COUNTRY	UNIT	QUANTITY	VALUE - $
	SPAIN		7,428	29,786
6304910020	OTHER FURNISHING ART NT 9404 NESOI KT/CROCHET COT	NO	11,525	69,595
	CHINA,PEOPLE'S REP.(MAINLAND)		2,244	40,200
	INDIA		63	1,132
	ITALY		1,021	9,131
	PAKISTAN		8,165	17,481
	SPAIN		32	1,651
6304910040	OTHER FURNISHING ART NT 9404 NESOI KT/CROCHET MMF	NO	52,619	154,947
	BRAZIL		770	2,458
	CHINA,PEOPLE'S REP.(MAINLAND)		25,500	85,500
	ITALY		10	554
	PAKISTAN		24,628	57,729
	SOUTH AFRICA,REP.OF		1,711	8,706
6304920000	OTHER FURNISH ART NT 9404 NESOI NT KT/CROCHET COT	NO	36,114	33,250
	CHINA,PEOPLE'S REP.(MAINLAND)		28,968	12,479
	INDIA		2,362	7,153
	ITALY		453	4,530
	PAKISTAN		4,081	5,686
	THAILAND		250	3,402
6304930000	OTHER FURN ART NT 9404 NESOI NT KT/CROCHET SYN FIB	NO	859,306	770,654
	CHINA,PEOPLE'S REP.(MAINLAND)		808,894	715,101
	INDIA		14,964	26,230
	MEXICO		150	2,292
	PAKISTAN		35,175	25,924
	SOUTH AFRICA,REP.OF		123	1,107
6304993500	OTHER FURN ART NESOI NT KT NESOI MAT NESOI VEG FIB	KG	720	3,264
	CHINA,PEOPLE'S REP.(MAINLAND)		720	3,264
6304996020	OTHER NT KT NESOI TEX MAT NESOI NESOI ARTI FIBERS	KG	18	1,007
	SOUTH AFRICA,REP.OF		18	1,007
6304996030	OTHER NT KT NESOI TEX MAT NESOI, NESOI	KG	17	272
	INDIA		17	272
6305100000	SCK & BAG FOR PKING GOODS JUTE/BAST FIBERS HD 5303	KG	1,734	6,995
	INDIA		1,727	6,702
	SPAIN		7	293
6305200000	SACKS & BAGS KIND USED FOR PACKING OF GOODS COTTON	KG	4,693	35,444
	BANGLADESH		4,677	35,000
	ITALY		16	444
6305320010	SACK & BAG FOR PKG GOOD M-M MAT, FLEX CONT, >=1KG	KG	7,506	18,375
	TURKEY		7,506	18,375
6305320020	SACK & BAG FOR PKG GOOD M-M MAT, FLEX CONT, < 1KG	KG	238,670	589,942
	CANADA		161	300
	HONDURAS		237,391	586,952
	MEXICO		1,118	2,690
6305330010	SACK & BAG FOR PKG GOOD M-M MAT POLYETHYLENE >=1KG	KG	9,900	19,710
	CHINA,PEOPLE'S REP.(MAINLAND)		9,900	19,710
6305330020	SACK & BAG FOR PKG GOOD M-M MAT POLYETHYLENE < 1KG	KG	100,794	193,232
	CHINA,PEOPLE'S REP.(MAINLAND)		18,792	40,240
	COSTA RICA		15,665	36,448
	EL SALVADOR		62,174	102,144
	MEXICO		4,163	14,400
6305390000	SACK & BAG FOR PKG GOOD MANMADE TEXTILE MAT NESOI	KG	1,041	7,520
	CHINA,PEOPLE'S REP.(MAINLAND)		1,028	7,206
	ITALY		13	314
6305900000	SACK & BAG USED FOR PACKING GOODS NESOI TEX MAT	KG	15,723	19,783
	CHINA,PEOPLE'S REP.(MAINLAND)		15,147	16,835
	SPAIN		576	2,948
6306120000	TARPAULIN, AWNINGS & SUNBLINDS OF SYNTHETIC FIBERS	KG	12,130	34,301
	CHINA,PEOPLE'S REP.(MAINLAND)		8,382	11,380
	DOMINICAN REPUBLIC		2,105	6,657
	ITALY		997	3,956
	SWITZERLAND		646	12,308
6306190010	TARPAULIN, AWNING & SUNBLIND ARTIFICAL FIBERS	KG	128	1,984
	COLOMBIA		128	1,984
6306210000	TENTS OF COTTON	KG	75	1,208
	INDIA		75	1,208
6306229010	SCREEN HOUSES OF SYNTHETIC FIBERS	KG	20,374	73,580
	CHINA,PEOPLE'S REP.(MAINLAND)		20,374	73,580
6306229030	TENTS, EXCEPT SCREEN HOUSES, OF SYNTHETIC FIBERS	KG	126,995	427,354

TABLE - 2 IMPORTS INTO PUERTO RICO FROM FOREIGN COUNTRIES, BY COMMODITY AND COUNTRY OF ORIGIN
FISCAL YEAR 2003

COMM CODE	DESCRIPTION AND COUNTRY	UNIT	QUANTITY	VALUE - $
	CHINA (TAIWAN)		31,190	158,129
	CHINA,PEOPLE'S REP.(MAINLAND)		23,731	92,324
	COLOMBIA		74	736
	INDONESIA		72,000	176,165
6306290000	TENTS OF TEXTILE MATERIALS NESOI	KG	48	6,300
	INDONESIA		48	6,300
6306490000	PNEUMATIC MATTRESSES OF TEXTILE MATERIALS NESOI	KG	4,482	11,100
	CHINA,PEOPLE'S REP.(MAINLAND)		4,482	11,100
6306910000	CAMPING GOODS NESOI OF COTTON	KG	30	360
	COLOMBIA		30	360
6306990000	CAMPING GOODS OF TEXTILE MATERIALS NESOI	KG	607	2,018
	COSTA RICA		401	1,050
	INDONESIA		206	968
6307101090	DUSTCLOTHS, MOP & POLISHING CLOTHS OF COTTON,NESOI	KG	31,267	85,083
	ARGENTINA		98	825
	JAPAN		18	540
	PAKISTAN		3,348	10,590
	SPAIN		27,803	73,128
6307102005	SHOP TOWELS FOR USE GARAGES FILLING STATIONS, COT	NO	26,673	22,027
	FRANCE		33	1,351
	SPAIN		26,640	20,676
6307102027	DISH CLOTHS OF COTTON	NO	28,860	21,862
	INDIA		6,480	20,318
	PAKISTAN		22,380	1,544
6307102030	CLEANING CLOTHS NESOI	KG	8,833	18,881
	CHINA (TAIWAN)		86	863
	CHINA,PEOPLE'S REP.(MAINLAND)		7,851	15,543
	SPAIN		896	2,475
6307200000	LIFEJACKETS AND LIFEBELTS	KG	7,244	147,387
	CHINA,PEOPLE'S REP.(MAINLAND)		194	364
	HONG KONG		7,050	147,023
6307904020	CORDS AND TASSELS OF TEXTILE MATERIALS EX COTTON	KG	17	400
	CHINA (TAIWAN)		17	400
6307905020	CORSET, FOOTWEAR OR SIMILAR LACING, TEX MAT EX COT	KG	1,736	8,863
	CHINA (TAIWAN)		1,718	8,489
	COLOMBIA		18	374
6307908500	WALL BANNERS, OF MANMADE FIBERS	KG	1,973	10,777
	FRANCE		23	298
	GERMANY		1,062	728
	GUATEMALA		52	300
	ITALY		109	1,970
	NETHERLANDS		722	7,176
	SWITZERLAND		5	305
6307908940	COTTON TOWELS OF PILED OR TUFTED CONSTRUCTION	NO	23,400	30,520
	COLOMBIA		22,900	24,450
	FRANCE		500	6,070
6307908945	PILLOW SHELLS, OF COTTON	KG	749	2,997
	CANADA		749	2,997
6307908995	SHELLS FOR QLT,EDRDWN,COMFRTR,& SMLR ART,< 85% COT	NO	25	5,673
	GERMANY		25	5,673
6307909825	NATIONAL FLAGS OF THE UNITED STATES	NO	74,080	9,644
	CHINA (TAIWAN)		2,500	332
	CHINA,PEOPLE'S REP.(MAINLAND)		71,580	9,312
6307909835	NATIONAL FLAGS OF NATIONS OTHER THAN THE U.S.A.	NO	77,910	13,523
	CHINA,PEOPLE'S REP.(MAINLAND)		77,910	13,523
6307909882	OTHER TOWELS OF COTTON	NO	2,800	3,440
	ARGENTINA		2,500	2,510
	FRANCE		300	930
6307909889	OTHER MADE-UP ARTICLES NESOI	NO	2,615,559	825,030
	CANADA		2,020	11,234
	CHINA (TAIWAN)		250,002	14,812
	CHINA,PEOPLE'S REP.(MAINLAND)		2,007,475	587,993
	COLOMBIA		146	6,365
	DOMINICAN REPUBLIC		3,110	7,856
	FRANCE		108	6,045
	GUATEMALA		173	905
	HONG KONG		344,384	37,320
	INDIA		3,402	139,882

TABLE - 2 IMPORTS INTO PUERTO RICO FROM FOREIGN COUNTRIES, BY COMMODITY AND COUNTRY OF ORIGIN
FISCAL YEAR 2003

COMM CODE	DESCRIPTION AND COUNTRY	UNIT	QUANTITY	VALUE - $
	ITALY		168	924
	MEXICO		891	2,582
	PAKISTAN		854	3,592
	PHILIPPINES		180	858
	SPAIN		46	762
	SRI LANKA		2,600	3,900
6308000010	NEDLECRFT SET WOV TAB & YRN/RETAIL SALE WOOL YARN	KG	75	2,357
	SPAIN		75	2,357
6310902000	USED/NEW RAGS, SCRAP TWINE ETC NESOI NOT WOOL HAIR	KG	49	652
	CHINA,PEOPLE'S REP.(MAINLAND)		49	652
	FOOTWEAR,HEADGEAR,UMBRELLAS, SUN UMBRELLAS,WALKING STICKS, SEATSTICKS,WHIPS,RIDING CROPS AND PARTS THEREOF;PREPARED FEATHERS AND ARTICLES MADE THEREWITH; ARTIFICIAL FLOWERS;ARTICLES OF HUMAN HAIR	TOTAL		106,268,874
	FOOTWEAR,GAITERS AND THE LIKE; PARTS OF SUCH ARTICLES	TOTAL		99,669,081
6401926000	WATERPROOF FTWR SOLES/UPPERS POLYVINYL CHLORIDE	PRS	29,377	109,938
	COLOMBIA		11,556	35,945
	DOMINICAN REPUBLIC		5,798	25,788
	MEXICO		11,901	46,766
	PERU		122	1,439
6401929030	WATERPROOF FTWR RUB/PLAT COV ANK,NT KNEE, WK FTWR	PRS	906	6,880
	DOMINICAN REPUBLIC		906	6,880
6401929060	WATERPROOF FTWR RUB/PLAT COVER ANKLE BUT NT KNEE	PRS	4,380	8,956
	CHINA (TAIWAN)		60	282
	CHINA,PEOPLE'S REP.(MAINLAND)		4,320	8,674
6401998000	WATERPROOF FTWR UPPR >90% EXT SURF RUBBER/PLASTICS	PRS	3,903	24,079
	DOMINICAN REPUBLIC		3,903	24,079
6402191520	OTH FTWR OUT SOLES R/P UPPER>90% EXT SURF PLST MEN	PRS	20,025	175,410
	CHINA,PEOPLE'S REP.(MAINLAND)		19,992	173,939
	FRANCE		33	1,471
6402191561	OTH FTWR R/P UP GT 90% EXT SUR P, OTH MEN/WOMEN	PRS	5,304	38,200
	CHINA,PEOPLE'S REP.(MAINLAND)		5,304	38,200
6402199061	OT FTWR SPT VAL GT $12/PR OTHER THAN MEN	PRS	157	5,249
	INDONESIA		111	3,546
	ITALY		46	1,703
6402200000	OTH FTWR W/UPPR STRAP ASSMB TO SOLE BY PLUG(ZORIS)	PRS	127,924	90,497
	CHINA,PEOPLE'S REP.(MAINLAND)		127,924	90,497
6402303000	OTH FTWR RUB/PLAS WITH METAL TOE-CAP UPPER>90% R/P	PRS	4,749	42,016
	CHINA,PEOPLE'S REP.(MAINLAND)		4,749	42,016
6402914005	OTH FTWR R/P ANKLE PROT AGST CHEM,WEAT,MEN WK FTWR	PRS	16,779	124,639
	CHINA,PEOPLE'S REP.(MAINLAND)		16,323	107,947
	DOMINICAN REPUBLIC		456	16,692
6402914010	OTH FTWR R/P ANKLE PROT AGST WTR CHEM WEATHER MEN	PRS	20,754	130,117
	CHINA,PEOPLE'S REP.(MAINLAND)		20,754	130,117
6402914050	OTH FTWR R/P ANKLE PROT AGST WTR CHM WEATHER WOMEN	PRS	50,106	321,903
	BRAZIL		27,770	123,740
	CHINA,PEOPLE'S REP.(MAINLAND)		22,336	198,163
6402914061	OTH FTWR R/P ANKLE PROT AGST WTR CHM WEA OT TH M/W	PRS	44,627	287,732
	CHINA,PEOPLE'S REP.(MAINLAND)		41,327	275,598
	HONG KONG		900	4,500
	MEXICO		2,400	7,634
6402916090	OTH FTWR R/P CV ANKLE VAL NOT>$3/PAIR OTHR PERSONS	PRS	2,160	4,644
	CHINA,PEOPLE'S REP.(MAINLAND)		2,160	4,644
6402990560	OTH FTWR R/P UPPER >90% R/P BASE OF WOOD FOR WOMEN	PRS	1,920	10,212
	BRAZIL		1,920	10,212
6402990590	OTH FTWR R/P UPPER >90% R/P BASE WOOD OTHR PERSONS	PRS	6,600	32,190
	BRAZIL		6,600	32,190
6402991430	OTH FTWR R/P UPPER >90% R/P SANDALS/LIKE FTWR MEN	PRS	25,140	29,966
	CHINA (TAIWAN)		13,200	10,560
	CHINA,PEOPLE'S REP.(MAINLAND)		11,940	19,406
6402991460	OTH FTWR R/P UPPER >90% R/P SANDAL/LIKE FTWR WOMEN	PRS	14,738	12,585
	CHINA (TAIWAN)		13,200	9,900

TABLE - 2 IMPORTS INTO PUERTO RICO FROM FOREIGN COUNTRIES, BY COMMODITY AND COUNTRY OF ORIGIN
FISCAL YEAR 2003

COMM CODE	DESCRIPTION AND COUNTRY	UNIT	QUANTITY	VALUE - $
	CHINA,PEOPLE'S REP.(MAINLAND)		180	677
	INDONESIA		1,268	1,211
	SPAIN		90	797
6402991490	OTH FTWR R/P UPPER >90% R/P SANDL/LKE FTWR PERSONS	PRS	5,378	6,104
	CHINA,PEOPLE'S REP.(MAINLAND)		5,328	5,661
	SPAIN		50	443
6402991810	OTH FTWR R/P UPPER>90% R/P HOUSE SLIPPERS	PRS	40,858	82,195
	CHINA (TAIWAN)		8,910	27,405
	CHINA,PEOPLE'S REP.(MAINLAND)		31,948	54,790
6402991815	OTH FTWR R/P UPPER>90% R/P TENNIS/BASKETBALL SHOES	PRS	68,256	400,909
	BRAZIL		6,990	52,366
	CHINA (TAIWAN)		3,000	21,960
	CHINA,PEOPLE'S REP.(MAINLAND)		58,266	326,583
6402991835	OTH FTWR/UPP>90% R/P EXC TEN/SANDL,MEN,WORK FTWR	PRS	7,357	52,664
	CHINA,PEOPLE'S REP.(MAINLAND)		7,164	50,664
	COLOMBIA		180	1,069
	ITALY		13	931
6402991845	OTH FTWR/UPPER>90% R/P EXC TENNIS/SANDL TYPE MEN	PRS	800,735	2,174,638
	CHINA,PEOPLE'S REP.(MAINLAND)		661,124	1,965,733
	ITALY		12,521	64,307
	SPAIN		7,626	45,223
	THAILAND		119,464	99,375
6402991855	OTH FTWR/UPP>90% R/P EXC TEN/SANDL FOR WOMEN,WK FT	PRS	5,274	38,639
	CHINA,PEOPLE'S REP.(MAINLAND)		2,394	12,449
	ITALY		2,880	26,190
6402991865	OTH FTWR/UPPER>90% R/P EXC TENNIS/SANDL TYPE WOMEN	PRS	2,943,809	11,640,369
	ARGENTINA		696	2,816
	BRAZIL		255,673	1,264,976
	CHINA (TAIWAN)		73,100	169,501
	CHINA,PEOPLE'S REP.(MAINLAND)		2,457,136	9,062,106
	COLOMBIA		6,316	21,972
	DOMINICAN REPUBLIC		100	522
	HONG KONG		41,495	193,862
	INDONESIA		2,032	7,448
	ITALY		59,963	385,279
	SPAIN		38,743	511,994
	THAILAND		2,118	2,224
	TUNISIA		5,400	14,850
	VENEZUELA		1,037	2,819
6402991871	OTH FTWR/UPPR GT 90% R/P EXC TNNS/SANDL; OT TH M/W	PRS	864,750	2,839,714
	BRAZIL		39,068	121,692
	CHINA (TAIWAN)		36,000	67,572
	CHINA,PEOPLE'S REP.(MAINLAND)		755,647	2,540,919
	COLOMBIA		11,736	62,794
	HONG KONG		6,300	15,660
	MEXICO		2,709	17,122
	THAILAND		13,290	13,955
6402993020	OTH FTWR R/P OPEN TOE/HEEL SLIP-ON HOUSE SLIPPERS	PRS	43,200	26,028
	CHINA,PEOPLE'S REP.(MAINLAND)		43,200	26,028
6402993060	OTH FTWR R/P OPEN TOE/HEEL SLIP-ON TYPE FOR WOMEN	PRS	9,142	23,980
	BRAZIL		600	3,210
	CHINA,PEOPLE'S REP.(MAINLAND)		8,542	20,770
6402993080	OTH FTWR R/P OPEN TOE/HEEL SLIP-ON TYP OTH PERSONS	PRS	4,526	21,046
	CHINA,PEOPLE'S REP.(MAINLAND)		4,526	21,046
6402996090	OTH FTWR RUB/PLAS VALUED NT >$3/PAIR OTHER PERSONS	PRS	9,000	21,420
	CHINA,PEOPLE'S REP.(MAINLAND)		9,000	21,420
6402997090	OTH FTWR R/P VAL >$3 BUT NT >$6.50/PR OTHR PERSONS	PRS	142	658
	BRAZIL		72	346
	KOREA,REP. OF (SOUTH KOREA)		70	312
6402998090	OTH FTWR R/P VAL >$6.K/ BUT NT >$12/PR OTH PERSONS	PRS	160	1,468
	SPAIN		160	1,468
6402999060	OTH FTWR RUB/PLAS VALUED OVER $12/PAIR FOR WOMEN	PRS	8	252
	FRANCE		8	252
6402999090	OTH FTWR R/P VALUE OVER $12/PAIR FOR OTHER PERSONS	PRS	124	3,353
	INDONESIA		124	3,353
6403194090	FTWR SOL R/P/L/C-L SPORTS FTWR M/Y/B OT GOLF/PGSK	PRS	6,196	36,547
	CHINA,PEOPLE'S REP.(MAINLAND)		6,150	35,363
	ITALY		46	1,184

TABLE - 2 IMPORTS INTO PUERTO RICO FROM FOREIGN COUNTRIES, BY COMMODITY AND COUNTRY OF ORIGIN
FISCAL YEAR 2003

COMM CODE	DESCRIPTION AND COUNTRY	UNIT	QUANTITY	VALUE - $
6403197091	FTWR SOL R/P/L/C-L SPORT FTWR OTH THN GOLF, NT WOM	PRS	240	3,574
	SPAIN		240	3,574
6403200000	FTWR SOL LTHR UPPER LTHR STRAPS AND AROUND BIG TOE	PRS	744	1,228
	INDIA		744	1,228
6403300000	FTWR BASE/PLATFORM OF WOOD NOT WITH METAL TOE-CAP	PRS	43,115	216,972
	BRAZIL		31,416	165,132
	CHINA (TAIWAN)		4,320	20,280
	COLOMBIA		2,004	13,427
	INDONESIA		4,970	12,121
	ITALY		154	2,486
	SPAIN		251	3,526
6403403030	FTWR SOL R/P/L/C-L HAVE METAL TOE-CAP PIGSKIN UPPR	PRS	1,296	17,048
	CHINA,PEOPLE'S REP.(MAINLAND)		1,044	14,024
	MEXICO		252	3,024
6403403090	FTWR SOL R/P/L/C-L MTL TOE-CAP OTH EXC PIGSKIN UPP	PRS	12,499	221,785
	CHINA,PEOPLE'S REP.(MAINLAND)		10,044	166,252
	DOMINICAN REPUBLIC		1,258	32,910
	THAILAND		1,197	22,623
6403406000	FTWR SOL R/P/L/C-L UPPER LEATHER OTH PROT TOE-CAP	PRS	6,039	95,484
	CHINA,PEOPLE'S REP.(MAINLAND)		3,958	62,546
	COLOMBIA		317	4,270
	MEXICO		1,764	28,668
6403513030	OTH FTWR S/U LTHR COV ANK WELT MEN-EXC PIGSKIN UPP	PRS	18,494	257,909
	CHINA,PEOPLE'S REP.(MAINLAND)		18,480	257,245
	SPAIN		14	664
6403516030	OTH FTWR S/U LTHR COV ANK OTH MEN EXC PIGSKIN UPPR	PRS	10,270	123,827
	CHINA,PEOPLE'S REP.(MAINLAND)		2,220	18,870
	COLOMBIA		13	325
	DOMINICAN REPUBLIC		597	9,432
	THAILAND		7,440	95,200
6403516060	OTH FTWR SOL/UPP LTHR COV ANK OTHR YOUTHS AND BOYS	PRS	1,659	8,295
	COLOMBIA		1,659	8,295
6403519030	OTH FTWR S/U LTHR CV ANK OTH WOMEN EXC PIGSKIN UPP	PRS	2,066	41,578
	BRAZIL		1,758	24,162
	FRANCE		3	710
	ITALY		19	4,927
	SPAIN		286	11,779
6403519041	OTH FTWR SOL/UPP LEATHER COV ANK OTH FTWR, NOT WOM	PRS	93	832
	BRAZIL		93	832
6403591561	OTH FTWR SOL/UP LTHR OTH TURN FTWR NT FR MEN/ WOMN	PRS	1,240	13,135
	COLOMBIA		502	1,718
	DOMINICAN REPUBLIC		522	10,101
	PANAMA		216	1,316
6403593040	OTH FTWR S/U LTHR OTH WELT FTWR MEN EXC PIGSKN UPP	PRS	3,384	36,228
	CHINA,PEOPLE'S REP.(MAINLAND)		3,384	36,228
6403593060	OTH FTWR SOL/UPP LTHR OTHER WELT FTWR FOR WOMEN	PRS	449	9,503
	BRAZIL		364	7,347
	DOMINICAN REPUBLIC		85	2,156
6403593081	OTH FTWR SOL/UPP LTHR OTH WLT FTWR, NT FR MEN/WOMN	PRS	825	4,821
	SPAIN		825	4,821
6403596060	OTH FTWR S/U LTHR N CV AK OTH MEN EXC PIGSKIN UPPR	PRS	76,709	1,378,764
	BRAZIL		37,609	359,964
	CHINA,PEOPLE'S REP.(MAINLAND)		9,930	112,943
	FRANCE		6	3,556
	INDIA		24	319
	ITALY		9,634	301,109
	ROMANIA		16	387
	SPAIN		19,490	600,486
6403596080	OTH FTWR SOL/UPP LTHR N CV AK OTHR YOUTHS AND BOYS	PRS	527	2,971
	COLOMBIA		525	2,625
	ITALY		2	346
6403599030	OTH FTWR SOL/UP LTHR N CV AK OTH WOMEN PIGSKIN UPP	PRS	630	8,483
	CHINA,PEOPLE'S REP.(MAINLAND)		630	8,483
6403599045	OTH FTWR S/U LTHR N CVAK OTH WOMEN EXC PIGSKIN UPP	PRS	51,479	1,025,228
	BRAZIL		14,589	112,737
	CHILE		204	4,908
	CHINA,PEOPLE'S REP.(MAINLAND)		1,080	14,580
	FRANCE		29	5,534

TABLE - 2 IMPORTS INTO PUERTO RICO FROM FOREIGN COUNTRIES, BY COMMODITY AND COUNTRY OF ORIGIN
FISCAL YEAR 2003

COMM CODE	DESCRIPTION AND COUNTRY	UNIT	QUANTITY	VALUE - $
	INDIA		1,908	13,676
	INDONESIA		2,512	10,896
	ITALY		14,975	442,310
	SPAIN		16,182	420,587
6403599061	OTH FTWR S/U LTHR NT COV ANK OTH FTWR NT FOR WOMEN	PRS	8,057	37,294
	CHINA,PEOPLE'S REP.(MAINLAND)		3,000	12,450
	COLOMBIA		4,701	21,568
	MEXICO		356	3,276
6403913010	FTWR SO R/P:UP LTHR:CV ANK:WELT:WORK FOOTWEAR:MEN	PRS	24,834	572,168
	CHINA,PEOPLE'S REP.(MAINLAND)		4,674	60,056
	DOMINICAN REPUBLIC		16,008	426,459
	MEXICO		747	11,833
	POLAND		2,208	52,992
	THAILAND		1,197	20,828
6403913025	FTWR SO R/P:UP LTHR:CV ANK: WELT :WORK FOOTWEAR	PRS	7,851	67,284
	CHINA,PEOPLE'S REP.(MAINLAND)		3,828	44,085
	DOMINICAN REPUBLIC		4,023	23,199
6403913040	FTWR:SO R/P:UP LTHR:CV ANK:WELT:MEN:EXC PIGSKIN UP	PRS	5,691	151,768
	DOMINICAN REPUBLIC		5,677	151,089
	SPAIN		14	679
6403916010	FTWR:SO R/P:UP LTHR:CV ANK:MEN YOUTHS BOYS WORK FW	PRS	24,081	396,062
	CHINA,PEOPLE'S REP.(MAINLAND)		12,678	153,480
	DOMINICAN REPUBLIC		10,257	218,743
	MEXICO		1,146	23,839
6403916065	FTWR SOLES R/P:UPP PIGSKIN:CV ANK:OTH FTWR FOR MEN	PRS	109	2,847
	SPAIN		109	2,847
6403916075	FTWR SOLES R/P:UPP LEATHER:CV ANK:OTH FTWR FOR MEN	PRS	71,208	1,291,904
	CHINA,PEOPLE'S REP.(MAINLAND)		63,476	1,136,815
	COSTA RICA		728	8,060
	ITALY		72	4,148
	MEXICO		159	2,790
	PORTUGAL		612	17,270
	SPAIN		5,846	119,041
	VENEZUELA		315	3,780
6403916090	FTWR SOL R/P:UPP LTHR:CV ANK: OTH FTWR YOUTHS/BOYS	PRS	1,770	17,024
	MEXICO		1,500	15,545
	SPAIN		270	1,479
6403919015	FTWR SOL R/P UP LTHR CV ANK WORK OTH PRN EXC M-Y-B	PRS	7,032	177,723
	DOMINICAN REPUBLIC		7,032	177,723
6403919025	FTWR SOL R/P UPP PIGSKIN CV ANK OTH FTWR FOR WOMEN	PRS	327	8,139
	SPAIN		327	8,139
6403919045	FTWR SOL R/P UPP LEATHER CV ANK OTH FTWR FOR WOMEN	PRS	17,034	233,001
	BRAZIL		2,322	29,215
	CHINA,PEOPLE'S REP.(MAINLAND)		6,658	65,668
	DOMINICAN REPUBLIC		3,469	75,943
	INDONESIA		280	1,414
	ITALY		18	3,154
	SPAIN		4,287	57,607
6403919051	FTWR SOL R/P UPP LTHR CV ANK OTH FTWR; NESOI	PRS	27,966	231,943
	CHINA,PEOPLE'S REP.(MAINLAND)		7,200	29,013
	COLOMBIA		12,398	74,211
	SPAIN		8,368	128,719
6403992030	FTWR SOL R/P UPP LTHR BASE/PLATFORM WOOD FOR MEN	PRS	144	2,002
	BRAZIL		144	2,002
6403992060	FTWR SOL R/P UPP LTHR BASE/PLATFORM WOOD FOR WOMEN	PRS	1,408	28,354
	ITALY		1,408	28,354
6403994010	FTWR WELT SOL R/P UPP LTHR WORK FTWR FOR MEN	PRS	2,131	38,449
	CHINA (TAIWAN)		600	19,308
	CHINA,PEOPLE'S REP.(MAINLAND)		1,200	11,400
	MEXICO		331	7,741
6403994080	FTWR WELT SOL RUB/PLAS UPP LTHR OTH FTWR FOR WOMEN	PRS	336	4,289
	BRAZIL		336	4,289
6403996040	FTWR SOL R/P UP LTHR EXC PIGSKIN TENIS-GYM SHOE ME	PRS	6,379	36,235
	CHINA,PEOPLE'S REP.(MAINLAND)		2,880	14,170
	HONG KONG		3,456	17,453
	ITALY		43	4,612
6403996060	FTWR SOL R/P UP LTHR EXC PIGSKN GYM SHOE YOUTH-BOY	PRS	3,000	14,400
	CHINA,PEOPLE'S REP.(MAINLAND)		3,000	14,400

TABLE - 2 IMPORTS INTO PUERTO RICO FROM FOREIGN COUNTRIES, BY COMMODITY AND COUNTRY OF ORIGIN
FISCAL YEAR 2003

COMM CODE	DESCRIPTION AND COUNTRY	UNIT	QUANTITY	VALUE - $
6403996065	FTWR SOLES RUB/PLAS UPPER PIGSKIN OTH FTWR FOR MEN	PRS	2,171	38,579
	DOMINICAN REPUBLIC		336	8,491
	ITALY		1,466	22,405
	SPAIN		369	7,683
6403996075	FTWR SOL R/P UP LTHR EXC PIGSKIN UPPER FOR MEN	PRS	465,047	8,609,541
	ARGENTINA		284	8,290
	BRAZIL		91,261	1,522,834
	CHINA,PEOPLE'S REP.(MAINLAND)		156,692	1,545,686
	COLOMBIA		4,144	64,072
	COSTA RICA		91	2,511
	HONG KONG		3,180	38,160
	INDIA		6,972	92,165
	ITALY		107,329	2,964,248
	MEXICO		699	20,655
	PORTUGAL		12,942	260,536
	ROMANIA		14	279
	SPAIN		67,495	1,933,821
	SWITZERLAND		277	32,254
	THAILAND		13,284	119,673
	VIETNAM		383	4,357
6403996090	FTWR SOL RB/PL UPPER LTHR OTH FTWR FOR YOUTHS/BOYS	PRS	77,902	974,328
	BRAZIL		2,778	31,744
	CHINA,PEOPLE'S REP.(MAINLAND)		42,586	305,334
	COLOMBIA		4,237	21,017
	ITALY		2,432	53,107
	PORTUGAL		504	8,064
	SPAIN		25,185	551,992
	VENEZUELA		180	3,070
6403997560	FTWR SO R/P UP LTH EXC PGS OT VL NT>$2.50/PR WOMEN	PRS	2,100	4,597
	ARGENTINA		876	1,920
	BRAZIL		384	768
	INDONESIA		840	1,909
6403999005	FTWR S R/P U-L VL OV$2.50/PR H SL OT PRN EXC M-Y-B	PRS	892	16,136
	DOMINICAN REPUBLIC		270	6,666
	ITALY		622	9,470
6403999015	FTWR S R/P U-L VL OV$2.50/PR WORK OT PRN EXC M-Y-B	PRS	960	5,016
	CHINA,PEOPLE'S REP.(MAINLAND)		960	5,016
6403999031	FTWR S R/P U-L EXC PGSKN GT $2.50PR TEN FOR WOMEN	PRS	2,350	133,425
	BRAZIL		1,125	124,425
	HONG KONG		1,200	6,300
	ITALY		25	2,700
6403999041	FTWR S R/P U-PS GT $2.50/PR TENNIS, NT FR WOMEN	PRS	4,879	22,182
	BRAZIL		357	3,172
	CHINA,PEOPLE'S REP.(MAINLAND)		4,522	19,010
6403999055	FTWR SO R/P UP PIGSKIN OTH VAL OV $2.50/PAIR WOMEN	PRS	33,981	749,710
	CHINA,PEOPLE'S REP.(MAINLAND)		5,400	18,738
	SPAIN		28,581	730,972
6403999065	FTWR SO R/P UP LTH EXC PGS OT VL OV $2.50/PR WOMEN	PRS	1,322,425	15,325,963
	ARGENTINA		24,748	265,605
	BRAZIL		732,186	6,428,170
	CHINA (TAIWAN)		2,160	10,051
	CHINA,PEOPLE'S REP.(MAINLAND)		183,057	1,668,975
	COLOMBIA		12,557	103,398
	DOMINICAN REPUBLIC		8,193	160,806
	FRANCE		6	1,182
	HONG KONG		12,780	145,642
	INDONESIA		1,374	4,964
	ITALY		85,617	1,362,392
	PAKISTAN		333	1,256
	PORTUGAL		271	16,586
	SPAIN		252,126	5,054,328
	SWITZERLAND		97	9,478
	VENEZUELA		6,862	92,436
	VIETNAM		58	694
6403999071	FTWR S R/P U-PS GT $2.50/PR TENNIS; NT FOR WOMEN	PRS	315,366	2,940,949
	ARGENTINA		2,806	10,295
	BRAZIL		15,953	125,852
	CHINA (TAIWAN)		1,800	9,630

TABLE - 2 IMPORTS INTO PUERTO RICO FROM FOREIGN COUNTRIES, BY COMMODITY AND COUNTRY OF ORIGIN
FISCAL YEAR 2003

COMM CODE	DESCRIPTION AND COUNTRY	UNIT	QUANTITY	VALUE - $
	CHINA,PEOPLE'S REP.(MAINLAND)		28,559	210,478
	COLOMBIA		144,126	820,881
	ITALY		180	30,712
	MEXICO		6,903	63,854
	PORTUGAL		75	811
	SPAIN		114,538	1,645,548
	UNITED KINGDOM OF GT BRITAIN		100	17,070
	VENEZUELA		326	5,818
6404114000	FTWR SOL AFFIX TO UP SPORT NT>$3/PR UP TX MA S R/P	PRS	144	351
	BRAZIL		144	351
6404115000	FTWR SO AFFIX TO UPP SPORT FTWR NOT OVER $3/PAIR	PRS	8,400	8,520
	CHINA,PEOPLE'S REP.(MAINLAND)		8,400	8,520
6404116060	FTWR SO AFFIX TO UPP SPT VA>$3 BT NT>$6.50PR WOMEN	PRS	12,363	67,974
	BRAZIL		12,363	67,974
6404116090	FTWR SO AFFIX TO UPP SPT V>$3 NT>6.50 OT P EXC M-W	PRS	126	617
	BRAZIL		126	617
6404118030	FTWR UP TX ML SO R/P SPORT VA>$6.50 NT>$12/PR MEN	PRS	500	4,395
	SPAIN		500	4,395
6404118060	FTWR UP TX ML SO R/P SPRT VA>$6.50 NT>$12/PR WOMEN	PRS	8,010	60,891
	BRAZIL		8,010	60,891
6404119020	FOOTWEAR VALUED >$12/PAIR MEN,RUBBER OUTER SOLES	PRS	123	2,895
	CHINA,PEOPLE'S REP.(MAINLAND)		123	2,895
6404119050	SPRT FTWEAR TXTLE UPPER VALUE>$12/PAIR,WOMEN,NESOI	PRS	12	1,212
	ITALY		12	1,212
6404119080	SPRT FOOTWEAR VALUED>$12/PAIR;EXCL MEN/WOMEN;NESOI	PRS	18	292
	BRAZIL		18	292
6404191560	FTWR UP TX MLS SO R/P UPP >50% EXT SURF LTHR WOMEN	PRS	294	3,388
	COLOMBIA		138	1,068
	SPAIN		156	2,320
6404192030	FTWR U TXMLS S R/P PROTCT AGNST WAT CHEM WTHER MEN	PRS	52,592	1,400,662
	DOMINICAN REPUBLIC		52,592	1,400,662
6404192060	FTWR U TXMLS S R/P PROTCT AGNST WAT CHM WTHR WOMEN	PRS	2,212	65,347
	DOMINICAN REPUBLIC		2,212	65,347
6404192520	FTWR OP TOE/HEL SLIP-ON >10% R/P UP VEG FIB HS SLP	PRS	5,220	4,176
	CHINA,PEOPLE'S REP.(MAINLAND)		5,220	4,176
6404192560	FTWR OP TOE/HEL SLIP-ON >10% R/P UPP VEG FIB WOMEN	PRS	18,669	22,408
	CHILE		360	342
	CHINA,PEOPLE'S REP.(MAINLAND)		17,760	17,405
	INDONESIA		477	663
	ITALY		72	3,998
6404193040	FOOTWEAR RUBPLAS SOL UN10%RUBPL NVEGUP NESOI MEN	PRS	185	2,107
	SPAIN		185	2,107
6404193060	FOOTWEAR RUBPLAS SOL UN10%RUBPL NVEGUP NESOI WOMEN	PRS	4,052	36,417
	ARGENTINA		2,172	6,826
	INDIA		240	2,448
	SPAIN		1,640	27,143
6404193080	FOOTWEAR RUBPLAS SOL UN10%RUBPL NVEGUP NESOI	PRS	606	1,996
	ARGENTINA		606	1,996
6404193515	FOOTWEAR RUBPLAS SOL 10%OROV RUBPLAST HOUSE SLIPPR	PRS	36,438	33,968
	CHINA,PEOPLE'S REP.(MAINLAND)		36,438	33,968
6404193540	FOOTWEAR RUBPLAS SOL 10%OROV RUBPLAST FOR MEN	PRS	182,139	203,274
	CHINA,PEOPLE'S REP.(MAINLAND)		182,139	203,274
6404193560	FOOTWEAR RUBPLAS SOL 10%OROV RUBPLAST FOR WOMEN	PRS	341,041	355,873
	CHINA (TAIWAN)		9,720	10,076
	CHINA,PEOPLE'S REP.(MAINLAND)		330,822	343,016
	INDONESIA		364	776
	ITALY		8	808
	SPAIN		127	1,197
6404193580	FOOTWEAR RUBPLAS SOL 10%OROV RUBPLAST EX MEN WOMEN	PRS	106,179	163,309
	BRAZIL		3,600	13,338
	CHINA (TAIWAN)		1,800	2,700
	CHINA,PEOPLE'S REP.(MAINLAND)		95,880	130,198
	HONG KONG		4,200	7,020
	ITALY		669	7,723
	THAILAND		30	2,330
6404194060	FOOTWEAR RUBPLAS SOL NESOI NOV$3PR ADHBOND WOMEN	PRS	1,440	3,629
	CHINA,PEOPLE'S REP.(MAINLAND)		1,440	3,629
6404194090	FOOTWEAR RUBPLAS SOL NESOI NOV$3PR ADHBD EX MN WMN	PRS	1,584	2,588

TABLE - 2 IMPORTS INTO PUERTO RICO FROM FOREIGN COUNTRIES, BY COMMODITY AND COUNTRY OF ORIGIN
FISCAL YEAR 2003

COMM CODE	DESCRIPTION AND COUNTRY	UNIT	QUANTITY	VALUE - $
	BRAZIL		144	393
	CHINA,PEOPLE'S REP.(MAINLAND)		1,440	2,195
6404195030	FOOTWEAR RUBPLAS SOL NESOI NOV$3PR NOADH FOR MEN	PRS	5,958	11,923
	CHINA,PEOPLE'S REP.(MAINLAND)		5,958	11,923
6404195060	FOOTWEAR RUBPLAS SOL NESOI NOV$3PR NOADH FOR WOMEN	PRS	89,970	121,133
	CHINA,PEOPLE'S REP.(MAINLAND)		89,970	121,133
6404195090	FOOTWEAR RUBPLAS SOL NESOI NOV$3PR NOADH EX MN WMN	PRS	43,435	59,329
	CHINA (TAIWAN)		3,600	4,266
	CHINA,PEOPLE'S REP.(MAINLAND)		37,860	49,565
	HONG KONG		1,800	5,148
	MEXICO		175	350
6404196060	FOOTWEAR RUBPLAS SOL NESOI OV$3NOV$6.50 ADH WOMEN	PRS	6,287	28,971
	CHINA,PEOPLE'S REP.(MAINLAND)		5,160	23,000
	MEXICO		1,014	5,321
	SPAIN		113	650
6404196090	FOOTWEAR RUBPLAS SOL NESOI OV$3NOV$6.50 ADH NESOI	PRS	8,523	40,040
	BRAZIL		505	2,574
	CHINA,PEOPLE'S REP.(MAINLAND)		3,210	11,695
	MEXICO		2,021	10,378
	SPAIN		2,787	15,393
6404197030	FOOTWEAR RUBPLAS SOL NESOI OV$3NOV$6.50 NOADH MEN	PRS	1,200	5,100
	CHINA,PEOPLE'S REP.(MAINLAND)		1,200	5,100
6404197060	FOOTWEAR RUBPLAS SOL NESOI OV$3NOV$6.50 NOADH WMN	PRS	2,555	11,108
	CHINA (TAIWAN)		2,400	10,200
	COLOMBIA		155	908
6404197090	FOOTWEAR RUBPLAS SOL NESOI OV$3NOV$6.50 NOAD NESOI	PRS	18,130	65,953
	BRAZIL		130	523
	CHINA,PEOPLE'S REP.(MAINLAND)		18,000	65,430
6404198030	FOOTWEAR RUBPLAS SOL NESOI OV$6.50NOV$12 MEN	PRS	39	462
	COLOMBIA		39	462
6404198060	FOOTWEAR RUBPLAS SOL NESOI OV$6.50NOV$12 WOMEN	PRS	1,623	13,651
	BRAZIL		200	1,657
	SPAIN		1,423	11,994
6404198090	FOOTWEAR RUBPLAS SOL NESOI OV$6.50NOV$12 NESOI	PRS	5,503	45,469
	BRAZIL		36	294
	MEXICO		1,171	8,739
	SPAIN		4,296	36,436
6404199030	FOOTWEAR RUBPLAS SOL NESOI OV $12 MEN	PRS	100	3,369
	CHINA,PEOPLE'S REP.(MAINLAND)		90	2,519
	ITALY		10	850
6404199060	FOOTWEAR RUBPLAS SOL NESOI OV$12 WOMEN	PRS	2,437	71,255
	BRAZIL		52	766
	CHINA,PEOPLE'S REP.(MAINLAND)		384	5,376
	FRANCE		45	8,993
	ITALY		92	12,837
	SPAIN		1,864	43,283
6404199090	FOOTWEAR RUBPLAS SOL NESOI OV$12 EXC MEN OR WOMEN	PRS	127	2,003
	COLOMBIA		127	2,003
6404202030	FOOTWEAR LEA SOL NOV50%PLTX NOV$2.50 MEN	PRS	176	264
	COLOMBIA		176	264
6404204030	FOOTWEAR LEA SOL NOV50%PLTX OV$2.50 MEN	PRS	26	332
	SPAIN		26	332
6404204060	FOOTWEAR LEA SOL NOV50%PLTX OV$2.50 WOMEN	PRS	55,456	647,788
	BRAZIL		13,968	144,809
	CHINA,PEOPLE'S REP.(MAINLAND)		24,810	191,269
	DOMINICAN REPUBLIC		1,320	13,734
	HONG KONG		1,284	18,378
	INDIA		4,704	57,318
	ITALY		2,294	58,000
	PORTUGAL		372	6,964
	SPAIN		6,569	155,171
	VIETNAM		135	2,145
6404204090	FOOTWEAR LEA SOL NOV50%PLTX OV$2.50 EXC MEN WOMEN	PRS	4,368	21,282
	SPAIN		4,368	21,282
6404206060	FOOTWEAR LEA SOL TX UP NESOI WOMEN	PRS	3,393	78,303
	BRAZIL		2,776	55,659
	INDONESIA		142	572
	ITALY		31	5,814

TABLE - 2 IMPORTS INTO PUERTO RICO FROM FOREIGN COUNTRIES, BY COMMODITY AND COUNTRY OF ORIGIN
FISCAL YEAR 2003

COMM CODE	DESCRIPTION AND COUNTRY	UNIT	QUANTITY	VALUE - $
	SPAIN		444	16,258
6404206080	FOOTWEAR LEA SOL TX UP NESOI EXCEPT MEN OR WOMEN	PRS	481	2,172
	SPAIN		481	2,172
6405100060	OTH FTWEAR W UPPERS LEATHER/COMPOSITION LEATHER WM	PRS	348	8,789
	INDIA		40	377
	INDONESIA		191	717
	ITALY		14	1,562
	SPAIN		103	6,133
6405100090	OTH FTWEAR W UPPERS LEATHER/COMP LEATHER OT PERSON	PRS	11,615	152,948
	BRAZIL		1,111	4,322
	SPAIN		10,504	148,626
6405203060	OTH FTWEAR UPPERS TEXTLE MATERIALS VEG FIBER WOMEN	PRS	15,402	138,331
	CHILE		1,872	2,866
	CHINA,PEOPLE'S REP.(MAINLAND)		8,712	65,567
	INDONESIA		874	2,579
	ITALY		314	3,587
	SPAIN		3,630	63,732
6405203090	OTH FTWEAR UPPERS TEX MATERIALS VEG FIB OTH PERSON	PRS	9,134	21,352
	CHINA,PEOPLE'S REP.(MAINLAND)		8,820	18,486
	ITALY		314	2,866
6405209015	OTH FTWR W UPPERS OF TEX MATRL OTH HOUSE SLIPPERS	PRS	135	2,071
	SPAIN		135	2,071
6405209060	OTH FTWEAR W UPPERS OF TEX MATRLS OT FOR WOMEN	PRS	80,167	235,977
	BRAZIL		1,896	19,841
	CHINA,PEOPLE'S REP.(MAINLAND)		73,776	132,344
	HONG KONG		1,080	8,028
	ITALY		63	8,250
	SPAIN		3,352	67,514
6405209090	OTH FTWEAR W UPPERS OF TEX MATRLS OT FOR OT NT M/W	PRS	23,701	31,889
	CHINA,PEOPLE'S REP.(MAINLAND)		23,700	31,499
	ITALY		1	390
6405902000	OT FTWEAR DISPOSABLE DESIGNED FOR ONE-TIME USE	PRS	1,072	12,768
	DOMINICAN REPUBLIC		1,072	12,768
6405909000	OTHER FOOTWEAR OTHER NESOI	PRS	3,494	20,385
	CHINA,PEOPLE'S REP.(MAINLAND)		1,620	13,770
	INDONESIA		148	444
	ITALY		1,726	6,171
6406103500	PRT FTWR FRM UPR O STF TX MT O VAL >$6.50 <=$12./P	PRS	149	1,237
	INDONESIA		149	1,237
6406106000	PRT FTWR OT UPRS & PRT OT THAN STF RUBBER/PLASTIC	PRS	1,452	11,972
	DOMINICAN REPUBLIC		1,212	8,068
	SPAIN		240	3,904
6406106500	PRT FTWEAR FRM OTH STIFFENERS OF LEATHER	PRS	1,611,976	35,558,832
	DOMINICAN REPUBLIC		1,603,440	35,406,537
	MEXICO		8,536	152,295
6406109090	PARTS FOOTWEAR OTHER UPPER AND PARTS OTHER NESOI	X		1,933,826
	DOMINICAN REPUBLIC			1,933,826
6406200000	PARTS OF FTWEAR OUT SLS & HLS OF RUBBER OR PLASTIC	X		794,549
	CHINA,PEOPLE'S REP.(MAINLAND)			10,608
	CZECH REPUBLIC			120,649
	DOMINICAN REPUBLIC			24,947
	HONG KONG			3,120
	MEXICO			635,225
6406993060	PARTS OF FOOTWEAR OTHER OF RUBBER OR PLASTIC OTHER	X		3,168
	CHINA (TAIWAN)			3,168
6406996000	PARTS OF FOOTWEAR OTHER OF LEATHER	X		1,969,165
	DOMINICAN REPUBLIC			1,869,370
	MEXICO			94,966
	SPAIN			4,829
6406999000	PARTS OF FOOTWEAR OTHER NESOI	KG	136,525	671,452
	CHINA,PEOPLE'S REP.(MAINLAND)		7,899	53,202
	DOMINICAN REPUBLIC		117,977	572,241
	HONG KONG		3,827	26,670
	ITALY		5,022	13,485
	MEXICO		1,800	5,854
	HEADGEAR AND PARTS THEREOF	TOTAL		1,010,859

TABLE - 2 IMPORTS INTO PUERTO RICO FROM FOREIGN COUNTRIES, BY COMMODITY AND COUNTRY OF ORIGIN
FISCAL YEAR 2003

COMM CODE	DESCRIPTION AND COUNTRY	UNIT	QUANTITY	VALUE - $
6504003000	SEWED HATS&OTHER HEADGEAR;VEG FIBR,PAPER YRN&COMBO	DOZ	77	4,871
	COLOMBIA		7	320
	ECUADOR		39	4,179
	HAITI		31	372
6504006000	HATS&OTHR HEADGEAR,NOT SEWD,VEG FBR,PAPR YRN&COMBO	DOZ	2,299	19,577
	COLOMBIA		113	3,041
	ECUADOR		306	12,497
	HAITI		1,450	2,490
	MEXICO		430	1,549
6504009015	SEWED HATS & OTHER HEADGEAR OF MAN-MADE FIBERS	DOZ	59	2,145
	DOMINICAN REPUBLIC		59	2,145
6504009045	SEWED HATS & OTHER HEADGEAR OF MATERIALS NESOI	DOZ	1,731	22,476
	CHINA,PEOPLE'S REP.(MAINLAND)		1,666	18,060
	ECUADOR		47	4,086
	MEXICO		18	330
6504009075	HATS&OTHER HEADGEAR,NOT SEWED, OF MATERIALS NESOI	DOZ	8	772
	SPAIN		8	772
6505100000	HAIR-NETS,ANY MATERIAL,WHETHER OR NOT LINED/TRIMMD	KG	392	3,592
	THAILAND		392	3,592
6505901515	HATS & OTHER HEADGEAR,KNITTED OF COTTON FOR BABIES	DOZ	984	6,480
	COLOMBIA		658	3,298
	MEXICO		74	2,245
	THAILAND		252	937
6505901525	HDGR,KTD VSRS/HDWR,W-NO CRWN CVR,OTH THN BABY,COT	DOZ	485	9,336
	CHINA,PEOPLE'S REP.(MAINLAND)		250	3,600
	COLOMBIA		208	3,750
	MEXICO		27	1,986
6505901540	KNITTED COTTON HEADGEAR: NESOI	DOZ	438	9,124
	CHILE		42	500
	CHINA,PEOPLE'S REP.(MAINLAND)		67	1,508
	COLOMBIA		100	2,162
	COSTA RICA		8	384
	DOMINICAN REPUBLIC		30	1,044
	EL SALVADOR		3	419
	GERMANY		21	1,031
	GUATEMALA		150	1,804
	MEXICO		17	272
6505901560	HATS&OTHER HEADGEAR,KNITTED OF FLAX OR FLAX&COTTON	DOZ	96	1,728
	BANGLADESH		96	1,728
6505902030	BABY HATS&OTH HDGEAR,NOT KNIT,COTTON&HAND-LM&FLKLR	DOZ	8	664
	ITALY		8	664
6505902060	HATS&OTH HDGEAR(EX BABIES)NOT KNT,COT&HND-LM&FLKLR	DOZ	33,945	409,601
	CHINA (TAIWAN)		58	1,145
	CHINA,PEOPLE'S REP.(MAINLAND)		20,763	151,503
	COLOMBIA		235	6,357
	DOMINICAN REPUBLIC		9,753	238,953
	HONG KONG		3,000	3,175
	ITALY		28	3,896
	KOREA,REP. OF (SOUTH KOREA)		42	500
	MEXICO		9	568
	PORTUGAL		15	2,021
	VENEZUELA		42	1,483
6505902545	NKT COT VISOR & OTH HDGR W/O COV FOR CROWN OF HEAD	DOZ	2,890	33,632
	CHINA,PEOPLE'S REP.(MAINLAND)		2,467	24,518
	COLOMBIA		423	9,114
6505902590	NOT KNITTED COTTON HEADGEAR: NESOI	DOZ	8,510	119,241
	CHINA,PEOPLE'S REP.(MAINLAND)		7,948	110,487
	COLOMBIA		30	616
	DOMINICAN REPUBLIC		30	990
	HONG KONG		417	5,250
	MEXICO		85	1,898
6505905090	KNIT OR CROCHETED MMF HEADGEAR, WH/PT BRD : NESOI	DOZ	20	716
	COLOMBIA		17	399
	MEXICO		3	317
6505906090	KNIT/CROCHETED MMF HEADGEAR,NOT PART BRAID:NESOI	DOZ	98	5,919
	COLOMBIA		24	3,024
	DOMINICAN REPUBLIC		74	2,895
6505907090	NT KNIT OR CROCHETED MMF HDGR,WHOLE/PT BRAID NESOI	DOZ	625	3,945

TABLE - 2 IMPORTS INTO PUERTO RICO FROM FOREIGN COUNTRIES, BY COMMODITY AND COUNTRY OF ORIGIN
FISCAL YEAR 2003

COMM CODE	DESCRIPTION AND COUNTRY	UNIT	QUANTITY	VALUE - $
	DOMINICAN REPUBLIC		625	3,945
6505908015	NONWOVN DISPOSABLE HEADGR W/O PEAKS OR VISORS; MMF	DOZ	480,585	55,411
	CHINA (TAIWAN)		16,042	2,517
	CHINA,PEOPLE'S REP.(MAINLAND)		418,168	45,010
	DOMINICAN REPUBLIC		20,833	4,710
	HONG KONG		25,542	3,174
6505908045	BABY HATS&OTH HDGR,MMF,NOT KNITD,NOT IN PART BRAID	DOZ	102	305
	NICARAGUA		102	305
6505908050	NKT MMF VISOR&OTH HDGR W/O COV FOR CROWN NT PT BRD	DOZ	209	3,551
	DOMINICAN REPUBLIC		209	3,551
6505908090	NOT KNIT OR CROCHETED MMF HDGR,NOT PART BRD: NESOI	DOZ	2,674	67,604
	CHINA (TAIWAN)		533	10,300
	CHINA,PEOPLE'S REP.(MAINLAND)		1,089	14,616
	COLOMBIA		9	264
	DOMINICAN REPUBLIC		1,043	42,424
6505909030	HATS&OTH HDGR,KNITD/CRCHETD,>70% BY WEIGHT OF SILK	DOZ	55	5,914
	COLOMBIA		55	5,914
6505909089	HATS/OTHER HEADGEAR, KNITTED OR CROCHETED, NESOI	DOZ	33	4,224
	COLOMBIA		33	4,224
6506103030	SAFTY HDGEAR,REINFOR/LAMIN PLAST;MOTORCYCLE HELMET	NO	830	2,644
	CHINA (TAIWAN)		830	2,644
6506103045	SAFETY HEADGEAR, OF REIN PLAS, ATH, REC, AND SPORT	DOZ	65	8,428
	CHINA (TAIWAN)		31	2,037
	CHINA,PEOPLE'S REP.(MAINLAND)		24	893
	SPAIN		10	5,498
6506103075	SAFETY HEADGEAR, REINFORCED OR LAMINATED PLASTICS	DOZ	3,259	71,093
	CHINA (TAIWAN)		1,112	16,273
	CHINA,PEOPLE'S REP.(MAINLAND)		1,336	36,072
	MEXICO		810	18,399
	NORWAY		1	349
6506106030	SAFE HDGEAR,EX REINFD/LAMND PLAS;MOTORCYCLE HELMET	NO	94	2,037
	CANADA		94	2,037
6506106045	SAFETY HEADGEAR, NOT REIN PLAS, ATH, REC AND SPORT	DOZ	3,992	38,726
	CHINA (TAIWAN)		90	4,630
	CHINA,PEOPLE'S REP.(MAINLAND)		3,794	32,796
	MEXICO		108	1,300
6506106075	SAFETY HEADGEAR,EXCLUDE REINFORCD/LAMINATD PLASTIC	DOZ	330	5,768
	CHINA (TAIWAN)		330	5,768
6506910030	BATHING CAPS OF RUBBER OR PLASTICS	DOZ	444	1,225
	CHINA,PEOPLE'S REP.(MAINLAND)		444	1,225
6506910045	OTHER RUBBER&PLASTIC HEADGEAR,EXCLUDE BATHING CAPS	DOZ	1,441	7,449
	CHINA (TAIWAN)		417	1,900
	CHINA,PEOPLE'S REP.(MAINLAND)		636	2,280
	MEXICO		388	3,269
6506910060	OTHER RUBBER&PLASTIC HEADGEAR,EXCLUDE BATHING CAPS	DOZ	1,481	30,073
	MEXICO		1,481	30,073
6506920000	OTHR HEADGR OF FURSKIN,WHETHER OR NOT LINED/TRIMMD	DOZ	17	2,300
	BRAZIL		17	2,300
6506990000	OTHR HEADGR OTHR MATRLS NESOI WHETHER/NOT LINE/TRM	DOZ	1,266	48,293
	CHILE		167	4,000
	COLOMBIA		1,091	43,908
	MEXICO		8	385
6507000000	HDBANDS,LININGS,COVERS,FRAMES,VISORS,ETC CHINSTRAP	DOZ	228	1,995
	CHINA,PEOPLE'S REP.(MAINLAND)		195	819
	ITALY		8	441
	SPAIN		25	735
	UMBRELLAS,SUN UMBRELLAS, WALKING STICKS,SEATSTICKS,WHIPS,RIDING CROPS AND PARTS THEREOF	TOTAL		1,359,790
6601100000	UMBRELLAS, GARDEN OR SIMILAR	DOZ	5,260	449,300
	CHINA,PEOPLE'S REP.(MAINLAND)		5,109	338,317
	DOMINICAN REPUBLIC		25	2,203
	INDONESIA		126	108,780
6601910000	UMBRELLAS HAVING A TELESCOPIC SHAFT	DOZ	13,964	231,906
	CHINA,PEOPLE'S REP.(MAINLAND)		13,964	231,906
6601990000	UMBRELLAS, NESOI	DOZ	35,108	658,571

TABLE - 2 IMPORTS INTO PUERTO RICO FROM FOREIGN COUNTRIES, BY COMMODITY AND COUNTRY OF ORIGIN
FISCAL YEAR 2003

COMM CODE	DESCRIPTION AND COUNTRY	UNIT	QUANTITY	VALUE - $
	CHINA,PEOPLE'S REP.(MAINLAND)		33,660	611,041
	HONG KONG		1,398	45,400
	SPAIN		50	2,130
6602000000	WALKING-STICKS, SEAT-STICKS, WHIPS, RIDING-CROPS	NO	852	3,637
	CHINA,PEOPLE'S REP.(MAINLAND)		852	3,637
6603908000	PARTS, TRIMMINGS & ACCESS OF HEADING 6601 OR 6602	X		16,376
	CHINA,PEOPLE'S REP.(MAINLAND)			16,376
	PREPARED FEATHERS AND DOWN AND ARTICLES MADE OF FEATHERS OR OF DOWN;ARTIFICIAL FLOWERS; ARTICLES OF HUMAN HAIR	TOTAL		4,229,144
6702102000	ARTIFICAL FLOWERS OF PLASTICS ASSEMBLED BY BINDING	X		354,841
	CHINA,PEOPLE'S REP.(MAINLAND)			322,516
	DOMINICAN REPUBLIC			1,333
	HONG KONG			30,992
6702104000	ARTIFICAL FLOWERS OF PLASTICS, INCLUDING PARTS	X		771,596
	AUSTRALIA			3,724
	CHINA,PEOPLE'S REP.(MAINLAND)			759,193
	FRANCE			1,033
	HONG KONG			6,120
	ITALY			1,526
6702903500	ARTIFICAL FLOWERS, OF MAN-MADE FIBERS	X		3,033,011
	CHINA,PEOPLE'S REP.(MAINLAND)			2,941,308
	FRANCE			533
	HONG KONG			75,351
	MEXICO			2,398
	THAILAND			13,421
6702906500	ARTIFICAL FLOWERS, NESOI	X		48,603
	CHINA,PEOPLE'S REP.(MAINLAND)			35,456
	MEXICO			11,647
	THAILAND			1,500
6704190000	WIGS, FLASE BEARDS, EYEBROWS & EYELASHES, NESOI	X		21,093
	CANADA			21,093
	ARTICLES OF STONE,PLASTER,CEMENT, ASBESTOS,MICA OR SIMILAR MATERIALS; CERAMIC PRODUCTS;GLASS AND GLASSWARE	TOTAL		117,797,220
	ARTICLES OF STONE,PLASTER,CEMENT, ASBESTOS,MICA OR SIMILAR MATERIALS	TOTAL		19,879,599
6802100000	TILES ETC LS TH 7CM; ARTFLY CLRD GR CHPGS A PWDR	X		55,175
	INDIA			14,533
	MEXICO			14,375
	SPAIN			11,322
	TURKEY			14,945
6802211000	TRAVERTINE MON OR BLDG, SMPLY CT O SWN FLT EV SURF	T	1,159	411,253
	COLOMBIA		638	174,897
	DOMINICAN REPUBLIC		246	68,763
	ITALY		108	80,846
	PERU		21	12,962
	SPAIN		21	6,234
	TURKEY		125	67,551
6802215000	MARBLE A ALABASTER MNMNTL BLDG SMPLY CT O SWN	T	18	32,449
	COLOMBIA		17	28,318
	INDIA		1	4,131
6802220000	OTH CALC MON BLDG STONE SMPLY CT OR SWN	T	75	64,979
	CHINA,PEOPLE'S REP.(MAINLAND)		49	54,682
	EGYPT		26	10,297
6802230000	GRANITE MON OR BLDG STONE SMPLY CUT OR SAWN	T	135	108,577
	BRAZIL		71	48,410
	DOMINICAN REPUBLIC		14	7,306
	ITALY		35	50,761
	MEXICO		15	2,100
6802290000	STONE, NESOI MON OR BLDG SMPLY CUT OR SWN	T	21	12,650
	SPAIN		21	12,650

TABLE - 2 IMPORTS INTO PUERTO RICO FROM FOREIGN COUNTRIES, BY COMMODITY AND COUNTRY OF ORIGIN
FISCAL YEAR 2003

COMM CODE	DESCRIPTION AND COUNTRY	UNIT	QUANTITY	VALUE - $
6802910500	MARBLE SLABS	T	972	794,183
	GREECE		42	34,936
	GUATEMALA		16	10,896
	INDIA		21	10,280
	ITALY		154	117,168
	SPAIN		716	601,871
	UNITED ARAB EMIRATES		23	19,032
6802911500	MARBLE, OTHER THAN SLABS	T	1,341	1,128,557
	ARGENTINA		4	26,352
	CHINA,PEOPLE'S REP.(MAINLAND)		41	27,487
	COLOMBIA		8	25,247
	DOMINICAN REPUBLIC		17	13,836
	GUATEMALA		8	5,893
	INDIA		41	34,750
	ITALY		670	596,863
	MEXICO		58	62,492
	PORTUGAL		24	14,334
	SPAIN		386	272,648
	TURKEY		84	48,655
6802912000	TRAVERTINE, DRESSED OR POLISHED, BT NOT FRTR WRKD	T	6,132	3,295,129
	BRAZIL		5	27,124
	COLOMBIA		21	13,206
	DOMINICAN REPUBLIC		199	100,095
	GREECE		164	114,479
	ITALY		3,078	1,408,550
	SPAIN		343	217,727
	TURKEY		2,322	1,413,948
6802912500	TRAVERTINE, FURTHER WORKED	T	412	289,341
	COLOMBIA		19	21,124
	DOMINICAN REPUBLIC		99	34,534
	ITALY		253	194,276
	MEXICO		19	30,400
	TURKEY		22	9,007
6802913000	ALABASTER, NESOI	T	3	10,962
	SPAIN		3	10,962
6802920000	OTHER CALCAREOUS STONE, NESOI	T	8,989	3,190,806
	ARGENTINA		24	6,063
	BRAZIL		60	39,375
	CHINA,PEOPLE'S REP.(MAINLAND)		214	21,897
	COLOMBIA		420	145,018
	DOMINICAN REPUBLIC		280	114,391
	EGYPT		62	45,543
	INDIA		1	4,110
	ITALY		3,561	282,627
	MEXICO		88	54,613
	OMAN		22	41,349
	PORTUGAL		44	27,086
	SPAIN		4,126	2,367,194
	TURKEY		87	41,540
6802930010	GRANITE,MNMTL/BLDG,NT CT SZ,1 FC WRKD,MR TH CT/SWN	T	228	185,805
	BRAZIL		51	76,410
	ITALY		92	99,717
	MEXICO		85	9,678
6802930020	GRANITE,MNTL/BLDG,CT SZ,WRKD MR THN CT/SWN,MAX 1.5	T	41	36,584
	BRAZIL		35	25,384
	VENEZUELA		6	11,200
6802930025	GRANITE,MNTL/BLDG,CT SZ,ETC,MX THK OV 1.5 NOV 7.5	T	2,103	1,627,522
	BRAZIL		873	547,610
	CHINA,PEOPLE'S REP.(MAINLAND)		48	37,959
	INDIA		35	54,939
	ITALY		811	718,285
	SPAIN		336	268,729
6802930035	GRANITE MONUMENTS,BASES,MARKERS,OVER 7.5 CM THICK	T	43	8,839
	BRAZIL		43	8,839
6802930060	GRANITE, MNTL/BLDG,CT SZ,ETC, OV 7.5 CM THCK,NESOI	T	269	74,112
	ARGENTINA		19	9,541
	BRAZIL		231	50,772
	ITALY		19	13,799

TABLE - 2 IMPORTS INTO PUERTO RICO FROM FOREIGN COUNTRIES, BY COMMODITY AND COUNTRY OF ORIGIN
FISCAL YEAR 2003

COMM CODE	DESCRIPTION AND COUNTRY	UNIT	QUANTITY	VALUE - $
6802930090	GRANITE, NESOI	T	516	430,863
	BRAZIL		86	43,257
	CHINA,PEOPLE'S REP.(MAINLAND)		317	221,397
	ITALY		113	166,209
6802990060	OTHER STONE, NESOI	T	1,624	1,001,604
	ARGENTINA		22	14,509
	BRAZIL		84	46,093
	COLOMBIA		210	57,245
	DOMINICAN REPUBLIC		401	120,954
	GREECE		48	28,479
	INDIA		17	17,694
	ITALY		532	513,331
	MEXICO		82	38,223
	SPAIN		228	165,076
6803005000	SLATE, NESOI	X		82,863
	INDIA			11,664
	ITALY			6,029
	MEXICO			2,050
	SPAIN			63,120
6804100000	MILLSTONES AND GRINDSTONES FOR MILLNG GRNDG PLPNG	NO	395	9,875
	ITALY		395	9,875
6804210000	OTH MLLSTNS ETC OF AGGLM SYNTHTC OR NAT DIAMOND	NO	960	8,062
	AUSTRIA		60	5,186
	SPAIN		900	2,876
6804221000	GRNDNG WHEELS ETC OF AGGLM ABRS PND W SYNTH RESINS	KG	15,069	97,333
	AUSTRIA		13,219	81,808
	CHINA,PEOPLE'S REP.(MAINLAND)		570	8,953
	SPAIN		1,280	6,572
6804224000	ABRASIVE WHEELS OF AGGLOM ABRSVS OR OF CERAMICS	X		265,728
	AUSTRIA			132,534
	CHINA (TAIWAN)			3,427
	CHINA,PEOPLE'S REP.(MAINLAND)			34,591
	GERMANY			8,741
	ITALY			38,438
	SPAIN			47,997
6804226000	GRINDSTONES ETC OF AGGLOM ABRSVS O CERAMICS NESOI	X		62,464
	AUSTRIA			54,529
	ITALY			7,935
6804230000	OTHR MILLSTNES GRNDSTNS ETC OF NATURAL STONE	NO	1,100	2,573
	ITALY		1,100	2,573
6804300000	HAND SHARPENING OR POLISHING STONES	NO	8,644	33,871
	HONG KONG		4,520	3,727
	ITALY		60	17,550
	SPAIN		4,064	12,594
6805100000	ABRASVS ON A BASE OF WOVEN TEXTILE FABRIC ONLY	KG	10,211	81,350
	CHILE		2,434	10,116
	KOREA,REP. OF (SOUTH KOREA)		7,777	71,234
6805200000	ABRASIVES ON A BASE OF PAPER OR PAPERBOARD ONLY	KG	34,158	210,966
	BRAZIL		10,586	39,734
	CANADA		569	9,647
	CHILE		1,811	7,524
	CHINA (TAIWAN)		1,026	8,335
	CHINA,PEOPLE'S REP.(MAINLAND)		1,646	3,192
	KOREA,REP. OF (SOUTH KOREA)		627	5,037
	PORTUGAL		12,491	115,051
	SWITZERLAND		5,402	22,446
6805301000	ABRSV CTD ARTS IN SHTS STR DSCS BLTS ETC	KG	8,411	71,134
	ITALY		2,048	7,054
	PORTUGAL		5,544	61,835
	SPAIN		819	2,245
6805305000	ABRASIVE ARTICLES NESOI	KG	9,518	71,019
	JAPAN		400	9,900
	MEXICO		9,118	61,119
6806100010	ACCOUSTICAL PADS A BDS MNRL WOOLS A SMLR	M2	2,490	19,534
	MEXICO		1,600	15,040
	VENEZUELA		890	4,494
6806100090	OTH SLAG, ROCK AND MIN WOOL IN BULK, SHEET OR RLLS	X		40,749
	CANADA			30,246

TABLE - 2 IMPORTS INTO PUERTO RICO FROM FOREIGN COUNTRIES, BY COMMODITY AND COUNTRY OF ORIGIN
FISCAL YEAR 2003

COMM CODE	DESCRIPTION AND COUNTRY	UNIT	QUANTITY	VALUE - $
	MEXICO			10,503
6806900010	ACCSTICAL PDS A BRDS MNRL MTRLS OTHR THAN MNRL WLS	M2	49,165	174,458
	GERMANY		47,770	172,362
	SWEDEN		1,395	2,096
6806900020	MIXTURES AND ARTICLES OF MOLDED CALCIUM SILICATE	X		22,464
	GERMANY			22,464
6807100000	ARTICLES OF ASPHALT OR SIMILAR MATERIALS IN ROLLS	KG	3,497,222	1,677,103
	ARGENTINA		35,521	16,615
	DOMINICAN REPUBLIC		18,405	3,000
	ITALY		1,002,605	434,566
	MEXICO		16,684	12,291
	NETHERLANDS		14,500	13,650
	SPAIN		1,005,421	763,101
	VENEZUELA		1,404,086	433,880
6807900010	ROOFING AND SIDING OF ASPHALT, OR SIMILAR MATERIAL	KG	1,771,805	836,648
	ARGENTINA		67,165	23,752
	BRAZIL		25,200	82,800
	MEXICO		300,068	184,946
	SPAIN		45,766	31,205
	VENEZUELA		1,333,606	513,945
6807900050	ARTICLES OF ASPHALT OR SIMILAR MATERIAL NESOI	KG	8,993	2,606
	DOMINICAN REPUBLIC		8,993	2,606
6808000000	PNLS BRDS ETC O VEG FBR AG W CMNT PLSTR ETC BNDRS	M2	792	28,800
	MEXICO		792	28,800
6809110000	PLSTR BRDS ETC NT ORNA, FCD W PPR O PPRBRD ONLY	KG	1,525,984	361,119
	ARGENTINA		4,050	2,766
	CANADA		1,434,500	325,541
	COSTA RICA		87,434	32,812
6809190000	PLSTER BOARDS PANELS ETC NOT ORNAMENTED NESOI	X		164,204
	ARGENTINA			17,213
	CANADA			126,555
	COSTA RICA			20,436
6809900000	OTHR ARTCLS OF PLASTER OR O CMPSTNS BS PLS NESOI	X		145,724
	ARGENTINA			9,018
	COLOMBIA			21,850
	ITALY			3,570
	MEXICO			14,902
	SPAIN			96,384
6810110000	BLDG BLCKS A BRCKS OF CMNT CNCRT ART ST W O N REIN	X		6,000
	DOMINICAN REPUBLIC			6,000
6810191200	AGGLOMERATED MARBLE-CEMENT FLOOR AND WALL TILES	M2	24,501	359,975
	DOMINICAN REPUBLIC		7,650	74,989
	ITALY		7,528	117,591
	PORTUGAL		8,112	127,063
	SPAIN		1,211	40,332
6810191400	FLR/WALL TLS,CMNT,CONCRTE,ARTFCL STN NT AGGLM MRBL	M2	8,076	122,627
	ARGENTINA		264	2,219
	ITALY		4,909	72,395
	MEXICO		718	6,395
	SPAIN		2,185	41,618
6810195000	ARTCLS NESOI OF CMNT CNCRT OR ARTFCL STONE	X		41,469
	ITALY			2,176
	SPAIN			39,293
6810910000	PREFB STRCTRL CMPNTS O CNCRT CMNT O ARTF STONE	X		997,224
	DOMINICAN REPUBLIC			215,512
	MEXICO			769,610
	SPAIN			12,102
6810990000	OTHR ARTS NESOI OF CMNT ETC	X		715,209
	BRAZIL			3,267
	CANADA			133,935
	CHINA,PEOPLE'S REP.(MAINLAND)			150,936
	COLOMBIA			17,230
	COSTA RICA			182,103
	DOMINICAN REPUBLIC			88,210
	MEXICO			53,440
	SPAIN			44,219
	SWITZERLAND			20,651
	VENEZUELA			21,218

TABLE - 2 IMPORTS INTO PUERTO RICO FROM FOREIGN COUNTRIES, BY COMMODITY AND COUNTRY OF ORIGIN
FISCAL YEAR 2003

COMM CODE	DESCRIPTION AND COUNTRY	UNIT	QUANTITY	VALUE - $
6811200000	OTHR SHTS PANLS TILES ETC NESOI OF ASBST CMNT ETC	KG	979,339	289,883
	COLOMBIA		960,091	284,382
	DOMINICAN REPUBLIC		19,248	5,501
6811900000	ARTCLS NESOI OF ASBESTOS-CEMENT ETC	KG	10,000	4,212
	VENEZUELA		10,000	4,212
6813100050	BRK LNGS A PADS ASBSTS ETC INCL CMB W TX O OTH MAT	X		13,017
	CHINA,PEOPLE'S REP.(MAINLAND)			10,695
	KOREA,REP. OF (SOUTH KOREA)			2,322
6815992000	TLC STEA A SPSTN CUT OR SAWED ETC	KG	2,000	6,800
	JAPAN		2,000	6,800
6815994000	ARTCLS OF STONE OR OTH MINRL SBSTNCS NESOI	X		93,146
	BRAZIL			13,187
	MEXICO			23,839
	SPAIN			49,807
	THAILAND			6,313
	CERAMIC PRODUCTS	TOTAL		67,057,172
6902101000	MAGNESITE BRICKS	THS	61	282,464
	GERMANY		35	216,932
	SPAIN		26	65,532
6902105000	REFRCTRY BRICKS ETC OVER 50 PCT MGO CAO CHROM NESI	T	599	505,912
	BRAZIL		45	21,425
	GERMANY		554	484,487
6902201010	ALUMINA BRICKS	THS	2	2,549
	BRAZIL		2	2,549
6902905010	BLOCKS, TILES ETC OF CLAY NESOI EXC BRICKS	T	141	52,730
	SPAIN		141	52,730
6902905020	BLOCKS, TILES ETC, NONCLAY, REFRACT CERAM NESOI	T	1	4,286
	SPAIN		1	4,286
6903100000	OTH REFRAC CERAMIC GDS W GRAPHITE/CARBON OV 50PCT	KG	9,430	7,847
	DOMINICAN REPUBLIC		9,430	7,847
6903200000	OTH REFRAC CERAM GDS NES ALUMINA/SILICA OV 50 PCT	KG	488	7,799
	UNITED KINGDOM OF GT BRITAIN		488	7,799
6903900010	OTH REFRAC CERAM GDS NESOI OF CLAY	KG	22,173	7,492
	ITALY		22,173	7,492
6904900000	CERAMIC FLOORING BLOCKS, SUPPRT OR FILLR TILE ETC	X		11,172
	COLOMBIA			4,608
	PANAMA			6,564
6905100000	ROOFING TILES, CERAMIC	M2	688,038	1,365,114
	ARGENTINA		10,081	58,597
	BRAZIL		19,515	79,942
	COLOMBIA		2,409	12,513
	ITALY		220,224	411,937
	SPAIN		358,728	746,856
	VENEZUELA		77,081	55,269
6905900050	CERAMIC CONSTRUC GOODS, NESOI, NOT HEAT INSULATING	X		8,880
	COLOMBIA			8,880
6907100000	UNGLZD CERAM TILES, CUBES ETC, SIDES LS THN 7 CM	M2	2,285	54,128
	KOREA,REP. OF (SOUTH KOREA)		1,615	47,272
	MEXICO		198	4,317
	SPAIN		472	2,539
6907900010	UNGLAZED CERAMIC TILES, SURFACE AREA 30 CM OR MORE	M2	31,243	237,211
	DOMINICAN REPUBLIC		4,361	23,462
	ITALY		15,767	150,767
	SPAIN		11,115	62,982
6907900050	OTHER UNGLAZED CERAMIC FLAGS, PAVING, ETC. NESOI	M2	350,635	3,083,995
	BRAZIL		1,411	3,137
	CHINA (TAIWAN)		6,268	69,961
	COLOMBIA		35,413	236,171
	ITALY		276,002	2,564,921
	MEXICO		7,421	50,848
	PORTUGAL		1,216	18,144
	SPAIN		9,372	81,395
	TURKEY		5,407	25,800
	VENEZUELA		8,125	33,618
6908101000	GLZD CERAM TILES CUBES ETC LT 7CM, LT 3229/SQ M SE	M2	43,713	236,229
	ITALY		1,770	15,045

TABLE - 2 IMPORTS INTO PUERTO RICO FROM FOREIGN COUNTRIES, BY COMMODITY AND COUNTRY OF ORIGIN
FISCAL YEAR 2003

COMM CODE	DESCRIPTION AND COUNTRY	UNIT	QUANTITY	VALUE - $
	SPAIN		41,943	221,184
6908102000	GLZD CERAM TILES, CUBES ETC LT 7CM LT 38.7 CM2 NES	M2	40,834	280,400
	BRAZIL		395	4,068
	INDIA		2,112	18,337
	INDONESIA		30,157	190,293
	ITALY		2	3,013
	SPAIN		8,168	64,689
6908105000	GLZD CERAM TILES, CUBES ETC LT 7CM, 38.7CM2 OM NES	M2	494,270	2,258,781
	ARGENTINA		198	5,154
	BRAZIL		16,720	38,812
	CHINA,PEOPLE'S REP.(MAINLAND)		1,960	7,428
	ECUADOR		16,210	63,891
	ITALY		8,522	61,235
	SPAIN		447,917	2,071,973
	TURKEY		2,743	10,288
6908900010	GLAZED CERAMIC TILES, SURFACE AREA OF 30 CM OR OVR	M2	1,860,066	7,027,256
	ARGENTINA		56,197	174,174
	BRAZIL		537,585	1,279,775
	CHINA (TAIWAN)		502	18,777
	CHINA,PEOPLE'S REP.(MAINLAND)		35,220	165,759
	COLOMBIA		4,804	20,798
	ECUADOR		60,877	246,227
	INDIA		369	3,120
	INDONESIA		83,162	234,558
	ITALY		90,883	463,118
	MEXICO		24,338	57,440
	PORTUGAL		18,996	75,436
	SPAIN		805,034	3,836,076
	THAILAND		8,712	26,868
	TURKEY		128,163	396,406
	UNITED ARAB EMIRATES		5,224	28,724
6908900050	OTHER GLAZED CERAMIC FLAGS, PAVING, ETC, NESOI	M2	8,080,727	38,186,217
	ARGENTINA		127,143	532,491
	BRAZIL		2,202,041	6,694,585
	CHILE		12,723	62,343
	CHINA (TAIWAN)		666	18,777
	CHINA,PEOPLE'S REP.(MAINLAND)		13,135	119,797
	COLOMBIA		370,229	1,500,531
	COSTA RICA		8,640	28,080
	DOMINICAN REPUBLIC		126,529	623,414
	ECUADOR		24,991	99,380
	EGYPT		3,152	18,056
	FRANCE		11,542	49,123
	GUATEMALA		9,288	42,733
	INDONESIA		100,159	243,764
	ITALY		1,682,877	11,481,238
	KOREA,REP. OF (SOUTH KOREA)		3,372	41,577
	MALAYSIA		1,276	12,724
	MEXICO		256	8,000
	PERU		23,479	86,627
	PORTUGAL		118,217	415,079
	SPAIN		2,905,840	14,877,941
	THAILAND		721	4,326
	TURKEY		120,962	388,643
	UNITED ARAB EMIRATES		20,206	168,172
	URUGUAY		3,914	17,349
	VENEZUELA		189,369	651,467
6909112000	MACHINERY PARTS OF PORCELAIN OR CHINA	X		5,832
	COLOMBIA			5,832
6909900000	CERAMIC RECEPTCLS FR AGRIC A FOR CONVEY/PACK GOODS	X		43,730
	BRAZIL			4,407
	DOMINICAN REPUBLIC			28,259
	MEXICO			11,064
6910100005	WATER CLOSET BOWLS FLUSHOMETR TYPE, PORCLN O CHINA	NO	14,769	273,852
	BRAZIL		604	11,482
	CHILE		1,444	36,357
	CHINA,PEOPLE'S REP.(MAINLAND)		2,520	32,469
	COLOMBIA		788	17,334

TABLE - 2 IMPORTS INTO PUERTO RICO FROM FOREIGN COUNTRIES, BY COMMODITY AND COUNTRY OF ORIGIN
FISCAL YEAR 2003

COMM CODE	DESCRIPTION AND COUNTRY	UNIT	QUANTITY	VALUE - $
	ECUADOR		319	4,354
	THAILAND		251	12,674
	TURKEY		102	2,446
	VENEZUELA		8,741	156,736
6910100010	WATER CLOSET BOWLS W TANKS IN 1 PC, PORCLN O CHINA	NO	33,830	766,686
	CHILE		1,410	37,127
	CHINA,PEOPLE'S REP.(MAINLAND)		6,708	134,306
	DOMINICAN REPUBLIC		2,786	133,633
	ECUADOR		8,942	161,999
	THAILAND		249	11,763
	VENEZUELA		13,735	287,858
6910100015	FLUSH TANKS OF PORCELAIN OR CHINA	NO	40,883	557,266
	BRAZIL		914	15,102
	CHILE		2,334	63,561
	CHINA (TAIWAN)		566	7,985
	CHINA,PEOPLE'S REP.(MAINLAND)		10,137	135,302
	COLOMBIA		4,605	51,984
	ECUADOR		3,819	60,356
	KOREA,REP. OF (SOUTH KOREA)		280	8,571
	SPAIN		65	4,897
	TURKEY		102	2,029
	VENEZUELA		18,061	207,479
6910100020	OTHER WATER CLOSET BOWLS, PORCELAIN OR CHINA NESOI	NO	22,506	372,174
	BRAZIL		160	2,547
	CHINA,PEOPLE'S REP.(MAINLAND)		2,162	20,513
	COLOMBIA		5,814	75,358
	DOMINICAN REPUBLIC		397	15,856
	ECUADOR		1,824	26,729
	KOREA,REP. OF (SOUTH KOREA)		280	10,722
	SPAIN		65	5,465
	VENEZUELA		11,804	214,984
6910100030	SINKS AND LAVATORIES OF PORCELAIN OR CHINA	NO	101,760	1,536,558
	BRAZIL		844	14,453
	CHILE		4,504	124,265
	CHINA (TAIWAN)		572	5,074
	CHINA,PEOPLE'S REP.(MAINLAND)		14,715	187,477
	COLOMBIA		23,375	306,039
	DOMINICAN REPUBLIC		5,922	140,057
	ECUADOR		9,073	98,900
	ITALY		502	31,222
	KOREA,REP. OF (SOUTH KOREA)		630	16,520
	MEXICO		890	12,138
	MOROCCO		450	23,103
	SPAIN		518	51,648
	THAILAND		500	19,855
	TURKEY		77	2,994
	URUGUAY		5,117	87,918
	VENEZUELA		34,071	414,895
6910100050	SANITARY FIXTURES OF PORCELAIN OR CHINA, NESOI	NO	24,310	407,777
	BRAZIL		1,194	18,923
	CHILE		2,024	38,365
	CHINA,PEOPLE'S REP.(MAINLAND)		4,126	47,774
	DOMINICAN REPUBLIC		2,917	86,736
	ECUADOR		4,513	64,082
	GERMANY		8	3,371
	KOREA,REP. OF (SOUTH KOREA)		1,500	31,201
	SPAIN		73	8,830
	VENEZUELA		7,955	108,495
6910900000	CERAMIC SANITARY FIXTURES OTH THN OF PORCLN/CHINA	NO	160,755	2,786,591
	ARGENTINA		11	4,459
	BRAZIL		4,037	36,094
	CHILE		43,187	686,416
	COLOMBIA		6,418	31,648
	DOMINICAN REPUBLIC		7,124	196,049
	ECUADOR		18,333	273,699
	ITALY		93	10,261
	MEXICO		31,358	702,930
	PERU		20,340	247,254

TABLE - 2 IMPORTS INTO PUERTO RICO FROM FOREIGN COUNTRIES, BY COMMODITY AND COUNTRY OF ORIGIN
FISCAL YEAR 2003

COMM CODE	DESCRIPTION AND COUNTRY	UNIT	QUANTITY	VALUE - $
	SPAIN		256	52,383
	URUGUAY		7,180	84,194
	VENEZUELA		22,418	461,204
6911101000	PRCLAN O CHNA HOTL/RSTRNT TBL/KTCHWR, NOT HHLD WRE	DPC	1,516	44,054
	CHINA,PEOPLE'S REP.(MAINLAND)		135	5,076
	GERMANY		1,381	38,978
6911102500	TABLE A KITCHENWARE, BONE CHINA, OV $31.50 DOZ PC.	DPC	41	2,757
	UNITED KINGDOM OF GT BRITAIN		41	2,757
6911103510	PORCLN/CHNA TABL/KITCH WARE NOT OV $56/12-PC SET	DPC	31	3,822
	UNITED KINGDOM OF GT BRITAIN		31	3,822
6911103750	TABL/KTCHWR NT BN CHNA AGG VAL OV $56 NOV $200 NES	DPC	3	2,400
	FRANCE		3	2,400
6911104100	STEINS W PEWTR LIDS, SALT A PEPPERS ETC PORCLN/CHN	DPC	540	4,716
	CHINA,PEOPLE'S REP.(MAINLAND)		540	4,716
6911104500	MUGS A OTH STEINS NESOI, OF PORCELAIN OR CHINA	DPC	4,772	8,590
	CHINA,PEOPLE'S REP.(MAINLAND)		4,772	8,590
6911105200	PORCLN/CHNA NT IN SETS, SPCFD PRICES NOV $180 DOZ.	DPC	4,910	76,748
	CHINA,PEOPLE'S REP.(MAINLAND)		4,812	48,978
	FRANCE		90	25,283
	GERMANY		8	2,487
6911105800	PORCLN/CHNA NT IN SETS, HH, SPFD PRICE PER DOZ	DPC	309	60,099
	FRANCE		114	38,094
	GERMANY		31	10,216
	SPAIN		102	3,569
	UNITED KINGDOM OF GT BRITAIN		62	8,220
6911108010	TBL/KTCHNWR FOOD O DRNK CNTCT PORC/CHNA NT IN SETS	DPC	45,464	143,817
	CHINA,PEOPLE'S REP.(MAINLAND)		45,422	133,920
	FRANCE		42	9,897
6911108090	TABL/KITCHNWR PORCLN/CHNA NOT AVAIL IN SETS NESOI	DPC	352	2,494
	CHINA,PEOPLE'S REP.(MAINLAND)		352	2,494
6911900010	TOILET ARTICLES OF PORCELAIN OR CHINA	X		84,081
	CHINA,PEOPLE'S REP.(MAINLAND)			46,621
	COLOMBIA			14,711
	VENEZUELA			22,749
6911900050	HOUSEHOLD ARTICLES OF PORCELAIN OR CHINA, NESOI	X		16,484
	CHINA,PEOPLE'S REP.(MAINLAND)			8,632
	SPAIN			7,852
6912001000	EARTHENWARE TABLE/KITCH WARE, GLZD, BROWN/BLACK	DPC	46,288	149,599
	BRAZIL		2,835	9,645
	CHINA,PEOPLE'S REP.(MAINLAND)		43,453	139,954
6912002000	CRMC TBL/KTCHN WR HOTL/RSTRNT EX PROC/CHN, NOT HH	DPC	537	47,345
	DOMINICAN REPUBLIC		70	6,579
	GERMANY		373	30,254
	UNITED KINGDOM OF GT BRITAIN		94	10,512
6912003510	CERAM TABL/KITCH WARE NT OV $38/12-PLC SET NT P/CN	DPC	9,952	31,505
	CHINA,PEOPLE'S REP.(MAINLAND)		9,952	31,505
6912003550	OTHR CERAM TABL/KITWR NT OV $38/12-PLC SET NT P/CN	DPC	65,539	119,656
	BRAZIL		5,680	19,336
	CHINA,PEOPLE'S REP.(MAINLAND)		42,801	70,897
	INDONESIA		17,058	29,423
6912004100	CERAM STEINS W LIDS, SALT A PEPPERS ETC NT POR/CHN	DPC	2,439	26,139
	CHINA,PEOPLE'S REP.(MAINLAND)		2,439	26,139
6912004400	CERAMIC MUGS A STEINS NESOI NT PORCELAIN OR CHINA	DPC	65,930	71,181
	CHINA,PEOPLE'S REP.(MAINLAND)		65,678	65,949
	THAILAND		252	5,232
6912004500	CERAMIC TABLWR NT SETS NT PORC/CHN AT SPEC PRICES	DPC	5,428	47,963
	CHINA,PEOPLE'S REP.(MAINLAND)		5,428	47,963
6912004810	OTH TBL/KTCHWR FOOD O DRNK NT PORC/CHNA NT IN SETS	DPC	328,026	769,868
	BRAZIL		36,309	20,095
	CHINA (TAIWAN)		720	5,443
	CHINA,PEOPLE'S REP.(MAINLAND)		290,590	716,874
	HONG KONG		19	12,192
	ITALY		281	9,088
	MEXICO		71	2,246
	UNITED KINGDOM OF GT BRITAIN		36	3,930
6912004890	OTH TABL/KITCHNWR NT PORC/CHNA, NT IN SETS, NESOI	DPC	23,875	61,478
	CHINA (TAIWAN)		7,200	2,808
	CHINA,PEOPLE'S REP.(MAINLAND)		16,675	58,670

TABLE - 2 IMPORTS INTO PUERTO RICO FROM FOREIGN COUNTRIES, BY COMMODITY AND COUNTRY OF ORIGIN
FISCAL YEAR 2003

COMM CODE	DESCRIPTION AND COUNTRY	UNIT	QUANTITY	VALUE - $
6912005000	CERAMIC HOUSEHOLD A TOILET ARTICLS NT PORC NT TBLW	X		99,005
	CHINA,PEOPLE'S REP.(MAINLAND)			65,388
	COLOMBIA			22,192
	TURKEY			11,425
6913101000	PORCELAIN OR CHINA STATUES A HANDMADE FLOWERS	X		569,741
	CHINA,PEOPLE'S REP.(MAINLAND)			24,740
	ITALY			4,020
	SPAIN			540,981
6913102000	ORNAMENTAL ARTICLES NESOI OF BONE CHINAWARE	DPC	2,100	18,504
	CHINA,PEOPLE'S REP.(MAINLAND)		2,100	18,504
6913105000	ORNAMNTL ARTCLS NESOI, PORCELAIN OR CHINA NT BONE	DPC	56,677	1,138,529
	CHINA,PEOPLE'S REP.(MAINLAND)		54,944	607,187
	COLOMBIA		174	6,469
	FRANCE		4	5,101
	INDONESIA		287	3,531
	MEXICO		892	43,261
	SPAIN		376	472,980
6913902000	ORNMNTL ARTCLS OF CERAMC TILE, NT PORCLN OR CHINA	X		100,335
	COLOMBIA			27,350
	MEXICO			33,428
	SPAIN			31,218
	VENEZUELA			8,339
6913903000	ORNMNTL ARTCLS OF EARTHNWR RED-BODY W BRWN/BLCK GL	DPC	2,531	39,626
	COLOMBIA		23	2,136
	ITALY		1,300	21,709
	MEXICO		958	7,350
	SPAIN		250	8,431
6913905000	ORNAMENTAL CERAMIC ARTICLES NESOI	X		2,167,518
	ARGENTINA			17,318
	CHINA (TAIWAN)			2,650
	CHINA,PEOPLE'S REP.(MAINLAND)			815,365
	COLOMBIA			18,685
	DOMINICAN REPUBLIC			119,805
	FRANCE			3,030
	INDIA			4,923
	INDONESIA			5,902
	ITALY			157,488
	MALAYSIA			11,606
	MEXICO			535,012
	MONACO			7,212
	PERU			68,935
	PHILIPPINES			17,935
	SPAIN			274,056
	THAILAND			6,117
	VENEZUELA			46,933
	VIETNAM			54,546
6914108000	OTHER ARTICLES OF PORCELAIN OR CHINA, NESOI	X		158,347
	CHINA,PEOPLE'S REP.(MAINLAND)			158,347
6914908000	CERAMIC ARTICLES NESOI	X		619,843
	BRAZIL			6,061
	CHINA,PEOPLE'S REP.(MAINLAND)			396,506
	DOMINICAN REPUBLIC			111,101
	KOREA,REP. OF (SOUTH KOREA)			16,134
	MEXICO			47,206
	NETHERLANDS			2,300
	PERU			37,665
	SPAIN			2,870
	GLASS AND GLASSWARE	TOTAL		30,860,449
7003120000	NONWIRED SHEETS OF CAST/RLD GLASS, BODY TINTD ETC	M2	21,759	223,468
	COLOMBIA		18,620	177,104
	NETHERLANDS		3,139	46,364
7003190000	CAST OR ROLLED GLASS IN NONWIRED SHEETS, NESOI	M2	17,841	142,949
	ARGENTINA		545	6,538
	CHINA,PEOPLE'S REP.(MAINLAND)		5,681	32,208
	COLOMBIA		3,826	19,507
	NETHERLANDS		5,372	55,685

TABLE - 2 IMPORTS INTO PUERTO RICO FROM FOREIGN COUNTRIES, BY COMMODITY AND COUNTRY OF ORIGIN
FISCAL YEAR 2003

COMM CODE	DESCRIPTION AND COUNTRY	UNIT	QUANTITY	VALUE - $
	VENEZUELA		2,417	29,011
7004202010	DRWN/BLWN GLS,RECT SHTS<5MM THK,NT ABS/REF/NON-REF	M2	11,122	76,216
	BELGIUM		2,119	16,440
	CHINA,PEOPLE'S REP.(MAINLAND)		2,941	12,008
	COLOMBIA		6,062	47,768
7004202020	DRWN/BLWN GLS,REC SHTS=>5MM THK,NT ABS/REF/NON-REF	M2	82,959	461,543
	ARGENTINA		27,447	84,063
	CHINA,PEOPLE'S REP.(MAINLAND)		8,141	40,426
	COLOMBIA		16,416	160,989
	INDIA		3,056	18,903
	INDONESIA		1,389	17,823
	JAPAN		1,285	32,708
	MEXICO		17,086	70,035
	NETHERLANDS		1,657	10,528
	SPAIN		3,360	14,250
	THAILAND		3,122	11,818
7004901000	OTH DRWN A BLWN GLS REC SHT THK NOV1.5MM AROV.26SM	M2	172	3,526
	SPAIN		172	3,526
7004904000	OTH DRWN/BLWN GLS REC SHT OV3.5MMTHK AREA OV.65SQM	M2	4,756	32,807
	BELGIUM		3,284	26,954
	MEXICO		1,472	5,853
7004905000	OTH DRWN/BLOWN GLASS NESOI, NONRECT, NT TINTD ETC	M2	2,712	26,388
	GERMANY		2,712	26,388
7005108000	FLOAT GLASS ETC NONWRD SHTS W ABS/REFL LAYER NESOI	M2	11,124	47,429
	ARGENTINA		10,692	43,165
	NETHERLANDS		432	4,264
7005211010	FLOAT GLS ETC NONWRD SHTS LS THN 5MM THK, TNT NESO	M2	16,830	62,283
	FRANCE		2,744	5,978
	INDIA		4,334	19,139
	MEXICO		9,752	37,166
7005211030	FLOAT GLS ETC NONWRD SHTS 5-10MM THK TINTD NT ABSB	M2	29,779	166,109
	ARGENTINA		3,280	9,947
	BRAZIL		2,992	14,660
	CANADA		1,395	5,989
	DOMINICAN REPUBLIC		10,020	52,196
	INDIA		3,063	16,473
	MEXICO		9,029	66,844
7005212000	FLOAT GLS ETC NONWRD SHTS 10MM THK OR MORE, NESOI	M2	3,605	34,794
	MEXICO		3,605	34,794
7005290810	FLOAT GLS ETC NONWRD SHTS LT 10MM THK NOV.26SM NES	M2	2,773	25,602
	CHINA,PEOPLE'S REP.(MAINLAND)		735	13,526
	MEXICO		676	2,474
	SPAIN		1,362	9,602
7005290850	FLOAT GLS ETC NONWRD LT 10MM TH .26-.65SM NESOI	M2	25,851	114,199
	ARGENTINA		2,319	10,226
	CHINA,PEOPLE'S REP.(MAINLAND)		2,099	14,625
	MEXICO		19,568	76,996
	NETHERLANDS		1,865	12,352
7005291450	FLOAT GLS ETC OV .65 M2, 5-UN 10MM THK,LIQ CRYST D	M2	89,038	387,545
	ARGENTINA		2,320	13,918
	BELGIUM		23,392	17,189
	BRAZIL		24,470	110,583
	CHINA,PEOPLE'S REP.(MAINLAND)		4,800	44,832
	COLOMBIA		4,646	53,277
	MEXICO		19,340	99,635
	NETHERLANDS		2,489	11,549
	SPAIN		1,740	8,945
	VENEZUELA		5,841	27,617
7005291810	FLOAT GLS ETC NONWRD SHT LT 5MM TH OV .65SM NESOI	M2	13,212	111,505
	ARGENTINA		1,272	14,701
	CHINA,PEOPLE'S REP.(MAINLAND)		2,167	13,925
	COLOMBIA		2,780	26,229
	GERMANY		5,651	53,263
	MEXICO		1,342	3,387
7005291850	OTHR FLT GLSS ETC NWRD OV .65M2; 5-UN 10MM THK,NES	M2	64,948	283,693
	ARGENTINA		24,998	78,717
	INDIA		1,473	9,195
	MEXICO		34,262	99,913

TABLE - 2 IMPORTS INTO PUERTO RICO FROM FOREIGN COUNTRIES, BY COMMODITY AND COUNTRY OF ORIGIN
FISCAL YEAR 2003

COMM CODE	DESCRIPTION AND COUNTRY	UNIT	QUANTITY	VALUE - $
	NETHERLANDS		1,200	9,174
	SPAIN		3,015	86,694
7005292500	FLOAT GLS ETC NONWRD SHT 10MM THK OR MOR NESOI	M2	740	36,876
	COLOMBIA		605	29,158
	MEXICO		135	7,718
7005300000	FLOAT GLS ETC, WIRED SHTS, W OR WO ABSB LAYER UNWK	M2	860	12,339
	GERMANY		127	9,469
	MEXICO		733	2,870
7006004010	GLASS, WORKED, W ABSORBENT OR REFLCTNG LAYER NESOI	M2	124	4,730
	MEXICO		124	4,730
7006004050	GLASS, WRKD, NT W ABSORBNT OR REFLCTNG LAYER NESOI	M2	10,214	35,335
	ARGENTINA		7,439	22,175
	SOUTH AFRICA,REP.OF		1,423	4,860
	SPAIN		1,352	8,300
7007110010	TOUGHND SAFTY GLS SIZE A SHAPE FR MTR VHCLS CHPT87	M2	3,245	145,353
	CHINA (TAIWAN)		65	2,415
	CHINA,PEOPLE'S REP.(MAINLAND)		69	11,147
	COLOMBIA		1,607	39,339
	JAPAN		1,016	74,266
	KOREA,REP. OF (SOUTH KOREA)		488	18,186
7007110090	TOUGHND SAFTY GLS FR ARCFT, SPCFT, VSLS, NESOI	M2	2,772	27,621
	NETHERLANDS		2,772	27,621
7007190000	TOUGHNED SAFETY GLASS, NOT FOR VEHICULAR USE	M2	31,397	387,880
	CHINA (TAIWAN)		3,350	52,929
	COLOMBIA		16,285	117,990
	INDONESIA		10,396	147,344
	MEXICO		860	5,636
	PHILIPPINES		8	2,733
	SPAIN		222	2,758
	TURKEY		14	2,488
	UNITED KINGDOM OF GT BRITAIN		250	53,922
	VIETNAM		12	2,080
7007211010	LAMINTD SAFTY GLSS WNDHLDS FR MTR VHCLS OF CHP 87	M2	50,032	1,063,783
	CHINA (TAIWAN)		2,258	79,697
	CHINA,PEOPLE'S REP.(MAINLAND)		22,977	414,553
	COLOMBIA		5,516	98,918
	JAPAN		37	10,425
	KOREA,REP. OF (SOUTH KOREA)		2,181	70,120
	VENEZUELA		17,063	390,070
7007211090	LAMNTD SAFTY GLS WNDSHLDS F ARCFT,SPCFT,VSLS,NESOI	M2	5,547	118,636
	CHINA,PEOPLE'S REP.(MAINLAND)		2,400	42,268
	COLOMBIA		3,147	76,368
7007215000	LAMINATED SAFETY GLASS FOR VEHCLS, EXC WINDSHIELDS	M2	681	12,702
	CHINA,PEOPLE'S REP.(MAINLAND)		681	12,702
7007290000	LAMINATED SAFETY GLASS, NOT FOR VEHICULAR USE	X		2,761,994
	ARGENTINA			11,017
	BELGIUM			13,200
	CHINA,PEOPLE'S REP.(MAINLAND)			53,384
	COSTA RICA			18,471
	GERMANY			17,230
	INDONESIA			95,458
	MEXICO			1,976,215
	NETHERLANDS			427,383
	PANAMA			2,889
	SPAIN			37,350
	VENEZUELA			109,397
7008000000	MULTIPLE-WALLED INSULATING UNITS OF GLASS	NO	1,310	62,962
	CHINA,PEOPLE'S REP.(MAINLAND)		1,310	62,962
7009100000	REAR-VIEW MIRRORS FOR VEHICLES	NO	21,951	177,128
	CHINA (TAIWAN)		21,120	147,893
	ITALY		50	3,546
	JAPAN		611	22,992
	KOREA,REP. OF (SOUTH KOREA)		170	2,697
7009911000	GLASS MIRRORS, UNFRMD, NOV 929SQ CM REFCT AREA NES	CM2	312,436	716,019
	BRAZIL		220	10,390
	CHINA,PEOPLE'S REP.(MAINLAND)		126,311	82,507
	GERMANY		169,475	89,188
	INDIA		570	25,898

TABLE - 2 IMPORTS INTO PUERTO RICO FROM FOREIGN COUNTRIES, BY COMMODITY AND COUNTRY OF ORIGIN
FISCAL YEAR 2003

COMM CODE	DESCRIPTION AND COUNTRY	UNIT	QUANTITY	VALUE - $
	INDONESIA		3,505	125,485
	MEXICO		10,405	318,810
	SPAIN		1,950	63,741
7009915000	GLASS MIRRORS, UNFRMD, OVER 929SQ CM REFLC AREA	CM2	414,395,586	920,108
	BELGIUM		44,653,378	36,316
	CHINA,PEOPLE'S REP.(MAINLAND)		61,483,990	144,159
	GERMANY		16,693,907	35,457
	INDONESIA		23,338,990	107,275
	LUXEMBOURG		31,316,968	51,982
	MEXICO		206,577,965	464,674
	NETHERLANDS		30,330,363	77,788
	SPAIN		25	2,457
7009921000	GLASS MIRRORS, FRAMED, NOV 929SQ CM REFLC AREA NES	CM2	38,060,503	353,939
	CANADA		850	2,983
	CHINA (TAIWAN)		5,071,752	7,686
	CHINA,PEOPLE'S REP.(MAINLAND)		31,766,234	168,818
	HONG KONG		460,800	3,120
	INDONESIA		54,947	6,362
	ITALY		67,429	41,127
	PERU		900	6,672
	SPAIN		636,662	115,083
	VIETNAM		929	2,088
7009925000	GLASS MIRRORS, FRAMED, OVER 929SQ CM REFLCTNG AREA	CM2	270,605,705	878,052
	BRAZIL		4,795,202	67,984
	CANADA		929	2,072
	CHINA (TAIWAN)		57,030	7,491
	CHINA,PEOPLE'S REP.(MAINLAND)		221,142,577	541,479
	DENMARK		1,797,674	5,781
	INDONESIA		36,930	5,388
	ITALY		807,298	29,245
	MALAYSIA		752,515	2,362
	MEXICO		70,720	5,297
	NETHERLANDS		26,525,665	17,557
	PERU		1,000	4,454
	PORTUGAL		631,720	18,430
	ROMANIA		96,610	6,194
	SPAIN		13,889,791	161,268
	THAILAND		44	3,050
7010100000	AMPOULES, GLASS, FOR CONVEYANCE OR PACKNG OF GOODS	GRS	7,225	53,329
	FRANCE		7,225	53,329
7010202000	GLASS STOPPERS,LIDS,OTHR CLOSURES,AUTOMATIC MACHND	GRS	112	27,155
	FRANCE		112	27,155
7010900510	GLASS PHARMACEUTICAL CONTAINERS, OVER 1 LITER	GRS	1,371	60,598
	FRANCE		311	51,052
	UNITED KINGDOM OF GT BRITAIN		1,060	9,546
7010900520	GLASS PHARMACEUTICAL CONTNRS, CAPACITY 0.33>=1 L	GRS	4,160	185,903
	ITALY		4,160	185,903
7010900530	GLASS PHARMACEUTICAL CONTAINERS, 0.15=> 0.33 L	GRS	89,972	722,820
	ITALY		282	12,082
	MEXICO		89,008	704,599
	UNITED KINGDOM OF GT BRITAIN		682	6,139
7010900540	GLASS PHARMACEUTICAL CONTAINERS, <=0.15 LITER	GRS	136,096	1,914,296
	FRANCE		687	71,446
	ITALY		20,798	981,299
	MEXICO		107,618	764,375
	SPAIN		247	35,633
	UNITED KINGDOM OF GT BRITAIN		6,746	61,543
7010902020	GLASS CONTAINERS, PERFUME/TOILET PREP,>0.33-1.0 L	GRS	9,426	165,935
	COSTA RICA		5,975	85,841
	MEXICO		606	20,851
	PANAMA		2,360	20,773
	SPAIN		485	38,470
7010902040	GLASS CONTAINERS, PERFUME/TOILET PREP, >0.15 LITES	GRS	11,591	942,318
	BELGIUM		180	7,549
	FRANCE		8,371	775,530
	GERMANY		1,495	35,235
	ITALY		1,285	114,311
	SPAIN		260	9,693

TABLE - 2 IMPORTS INTO PUERTO RICO FROM FOREIGN COUNTRIES, BY COMMODITY AND COUNTRY OF ORIGIN
FISCAL YEAR 2003

COMM CODE	DESCRIPTION AND COUNTRY	UNIT	QUANTITY	VALUE - $
7010903030	OTH GLASS CONTAINER PERFUME/TOILET PREP 0.15-0.33L	GRS	1,712	22,134
	COLOMBIA		1,702	17,876
	SPAIN		10	4,258
7010903040	OTH GLASS CONTAINER PERFUME/TOILET PREP, >0.15 L	GRS	5,002	66,479
	ITALY		4,946	63,689
	SPAIN		56	2,790
7010905005	GLASS CONTAINER W OUTSIDE DIAMETR =>38MM >1L NESOI	GRS	4,528	59,668
	FRANCE		192	33,654
	PANAMA		258	8,875
	SPAIN		4,078	17,139
7010905009	GLASS CONTAINER WITH OR WITHOUT CLOSURE >1 L NESOI	GRS	18,637	428,930
	DOMINICAN REPUBLIC		716	6,711
	ITALY		9,774	167,992
	MEXICO		58	9,451
	PANAMA		839	26,480
	PORTUGAL		1,081	26,285
	SPAIN		2,439	97,430
	TRINIDAD AND TOBAGO		3,730	94,581
7010905015	OTH GLASS CONTNRS W/WO CLSRS WIDE MTH OV 0.473-1 L	GRS	34,324	1,071,313
	COLOMBIA		2,275	20,862
	COSTA RICA		216	6,590
	FRANCE		298	25,327
	ITALY		20,585	739,985
	MEXICO		378	9,563
	PANAMA		1,774	42,612
	SPAIN		688	27,699
	TRINIDAD AND TOBAGO		8,110	198,675
7010905019	OTH GLASS CONTNRS W/WO CLSRS NT WD MTH OV .473-1 L	GRS	10,991	447,431
	CHINA,PEOPLE'S REP.(MAINLAND)		33	4,992
	COSTA RICA		1,296	39,537
	FRANCE		33	11,856
	MEXICO		1,988	164,119
	SPAIN		1,143	36,569
	TRINIDAD AND TOBAGO		6,395	176,222
	VENEZUELA		103	14,136
7010905025	OTH GLASS CONTNRS W/WO CLRS WIDE MTH OV 0.33-0.473	GRS	2,880	37,235
	COSTA RICA		663	8,357
	PANAMA		2,217	28,878
7010905029	OTH GLASS CONTNRS W/WO CLSRS NT WD MTH OV .33-.473	GRS	148,355	1,371,258
	BRAZIL		59,772	440,478
	DOMINICAN REPUBLIC		77,241	773,820
	ITALY		2,492	42,616
	PANAMA		1,534	22,553
	TRINIDAD AND TOBAGO		2,000	47,242
	VENEZUELA		5,316	44,549
7010905035	OTH GLASS CONTNRS W/WO CLSRS WIDE MTH OV 0.15-0.33	GRS	42,979	229,190
	BRAZIL		39,223	202,030
	COLOMBIA		3,756	27,160
7010905039	OTH GLASS CONTNRS W/WO CLSRS NT WD MTH OV .15-.33	GRS	553,654	3,039,552
	BRAZIL		425,539	2,170,599
	COLOMBIA		49,917	338,595
	VENEZUELA		78,198	530,358
7010905045	OTH GLASS CONTNRS W/WO CLSR WIDE MTH OV 0.118-0.15	GRS	161	6,598
	ITALY		161	6,598
7010905049	OTH GLASS CNTNRS W//WO CLRS NT WD MTH OV .118-0.15	GRS	795	24,418
	FRANCE		103	14,708
	PANAMA		692	9,710
7010905055	OTH GLASS CONTNRS W/WO CLOSURES,NOT OV 0.118 LITER	GRS	28,921	364,227
	COSTA RICA		3,249	42,532
	FRANCE		1,235	49,919
	ITALY		5,080	74,624
	UNITED KINGDOM OF GT BRITAIN		19,357	197,152
7011101000	GLASS BULBS W/OUT FITTINGS, FOR INCANDESCENT LAMPS	HUN	1,278	9,998
	CHINA,PEOPLE'S REP.(MAINLAND)		1,278	9,998
7012000000	GLASS INNERS FOR VACUUM FLASKS A OTH VACUUM VESSLS	NO	16,200	20,222
	BRAZIL		16,200	20,222
7013105000	GLSWR OF GLS-CERMCS FOR TBL,KITCHN, OFFC, ETC.NSPF	NO	22,238	17,681
	CHINA,PEOPLE'S REP.(MAINLAND)		230	5,735

TABLE - 2 IMPORTS INTO PUERTO RICO FROM FOREIGN COUNTRIES, BY COMMODITY AND COUNTRY OF ORIGIN
FISCAL YEAR 2003

COMM CODE	DESCRIPTION AND COUNTRY	UNIT	QUANTITY	VALUE - $
	TURKEY		22,008	11,946
7013211000	LEAD CRYSTAL DRINKING GLASSES VALUD NT OVR $1 EACH	NO	10,560	2,547
	COSTA RICA		10,560	2,547
7013215000	LEAD CRYSTAL DRINKING GLASSES VALUED OVER $5 EACH	NO	13,793	342,474
	FRANCE		2,277	62,866
	GERMANY		1,521	24,551
	IRELAND		9,995	255,057
7013291000	DRINKING GLASSES NESOI VALUED NOT OVER 30CNTS EACH	NO	2,171,850	370,062
	BRAZIL		910,348	118,107
	CHINA (TAIWAN)		7,200	2,010
	CHINA,PEOPLE'S REP.(MAINLAND)		557,598	108,220
	COLOMBIA		260,544	66,937
	GREECE		130,784	35,548
	INDONESIA		256,416	36,357
	ITALY		48,960	2,883
7013292000	DRINKING GLASSES NESOI VALUED OV $.30, NT OV $3	NO	976,167	598,256
	CHINA,PEOPLE'S REP.(MAINLAND)		401,516	167,230
	COLOMBIA		288,007	243,657
	FRANCE		9,000	6,300
	GERMANY		1,446	3,395
	GUATEMALA		10,080	3,384
	INDIA		3,414	3,909
	INDONESIA		69,180	54,273
	ITALY		70,578	47,609
	MEXICO		1,859	2,478
	NETHERLANDS		25,520	13,649
	TURKEY		95,567	52,372
7013293000	DRNKNG GLASSES NESOI, CUT OR ENGRVD VALU $3-$5 EA	NO	600	2,145
	COLOMBIA		600	2,145
7013294000	DRINKING GLASSES NESOI CUT OR ENGRAVD VALU OV $5EA	NO	120	7,733
	CZECH REPUBLIC		80	4,556
	ITALY		40	3,177
7013295000	DRINKING GLASSES NESOI NT CUT/ENGRVD VAL $3-$5 EA	NO	1,636	7,520
	COLOMBIA		1,636	7,520
7013296000	DRINKING GLASSES NESOI NT CUT OR ENGR VAL OV $5 EA	NO	1,409	52,088
	CZECH REPUBLIC		36	2,298
	FRANCE		314	7,787
	ITALY		60	2,790
	SWEDEN		999	39,213
7013315000	LEAD CRYSTAL WARE FR TABLE/KTCHN NESOI VAL OV $5EA	NO	386	27,020
	FRANCE		128	23,392
	GERMANY		258	3,628
7013322000	KITCH GLSWR W LIN COEF NOV 5X10-6 NES NT OV $3 EAC	NO	12,432	10,778
	BRAZIL		4,980	4,980
	INDIA		3,348	2,176
	NETHERLANDS		4,104	3,622
7013392000	KITCH GLSWR W LIN COEF 5X10-6 OM NESOI NT OV $3	NO	499,846	254,300
	CHINA (TAIWAN)		1,824	5,381
	CHINA,PEOPLE'S REP.(MAINLAND)		242,716	114,339
	COLOMBIA		6,534	14,345
	FRANCE		1,200	2,028
	INDONESIA		211,944	51,911
	ITALY		19,476	49,189
	TURKEY		16,152	17,107
7013395000	KITCH GLSWR LIN COEF 5X10-6 OM NES NT CT/ENGR $3-5	NO	12,390	52,228
	CHINA,PEOPLE'S REP.(MAINLAND)		960	3,936
	COLOMBIA		11,430	48,292
7013396000	KITCH GLSWR LIN COEF 5X10-6 OM NES NT CT/ENGR OV$5	NO	1,140	59,503
	SWEDEN		1,140	59,503
7013915000	LEAD CRYSTALWR FOR TOILET, OFFC ETC NESOI OV $5 EA	NO	5,721	456,261
	AUSTRIA		2,904	117,219
	FRANCE		2,650	336,202
	GERMANY		167	2,840
7013992000	GLSWR FR TOILT, OFFC ETC NES PRESSED A TOUGHENED	NO	11,928	8,492
	CHINA,PEOPLE'S REP.(MAINLAND)		2,880	2,707
	SPAIN		9,048	5,785
7013993500	GLASS VOTIVE-CANDLE HOLDERS	NO	103,188	54,416
	CHINA,PEOPLE'S REP.(MAINLAND)		102,894	51,708

TABLE - 2 IMPORTS INTO PUERTO RICO FROM FOREIGN COUNTRIES, BY COMMODITY AND COUNTRY OF ORIGIN
FISCAL YEAR 2003

COMM CODE	DESCRIPTION AND COUNTRY	UNIT	QUANTITY	VALUE - $
	SWEDEN		294	2,708
7013994000	GLSWR FR TOILT, OFFC ETC NESOI NT OVR 30 CNTS EACH	NO	275,316	64,752
	CHINA,PEOPLE'S REP.(MAINLAND)		233,772	57,741
	INDONESIA		31,536	4,348
	ITALY		10,008	2,663
7013995000	GLSWR FR TOILT, OFFC ETC NESOI OV $.30, NT OV $3EA	NO	784,553	589,685
	BRAZIL		6,600	5,630
	CHINA (TAIWAN)		4,560	2,834
	CHINA,PEOPLE'S REP.(MAINLAND)		707,384	472,458
	COLOMBIA		24,825	46,756
	ITALY		15,060	19,818
	MEXICO		4,230	4,617
	SPAIN		21,894	37,572
7013996000	GLSWR FR DECOR ETC NES CUT/ENGRVD $3-5 EACH	NO	942	3,760
	COLOMBIA		942	3,760
7013997000	GLSWR FR DECOR ETC NESOI CUT OR ENGRVD OVER $5 EA	NO	331	2,433
	BARBADOS		331	2,433
7013998000	GLSWR FR DECOR ETC NES NT CUT/ENGRVD $3-5 EACH	NO	13,879	49,935
	CHINA,PEOPLE'S REP.(MAINLAND)		8,850	29,884
	COLOMBIA		1,834	7,032
	SPAIN		3,195	13,019
7013999000	GLSWR FOR DECOR ETC NESOI NT CUT/ENGRVD OVER $5 EA	NO	6,170	205,643
	AUSTRIA		361	10,071
	CHINA,PEOPLE'S REP.(MAINLAND)		480	2,448
	CZECH REPUBLIC		1,216	14,682
	FRANCE		36	5,876
	GERMANY		370	8,062
	ITALY		6	2,734
	MEXICO		273	2,903
	SINGAPORE		628	49,585
	SPAIN		1,392	20,258
	SWEDEN		1,408	89,024
7014003000	LENSES, FILTERS A PRTS, GLASS, NT OPTIC ELEM N WKD	NO	3,710	6,315
	CHINA (TAIWAN)		3,710	6,315
7015901000	ROUND WATCH GLASSES	NO	212	8,860
	SWITZERLAND		212	8,860
7015902000	WATCH GLASSES, OTHER THAN ROUND	NO	1,087	44,902
	SWITZERLAND		1,087	44,902
7016100000	GLASS CUBES A SMLLWRS, BACKD OR NOT, FR MOSAICS ET	X		227,051
	ITALY			217,196
	SPAIN			9,855
7016901010	BRICKS A BLOCKS OF PRESSED OR MOLDED GLASS FR BLDG	NO	1,316,298	1,509,375
	BELGIUM		46,234	66,987
	CHINA (TAIWAN)		43,776	37,647
	CHINA,PEOPLE'S REP.(MAINLAND)		446,728	449,513
	CZECH REPUBLIC		31,800	32,676
	GERMANY		291,052	508,379
	INDIA		79,200	63,360
	INDONESIA		376,620	338,617
	ITALY		461	2,193
	SPAIN		427	10,003
7016901050	SLABS, SQRS, TILES ETC OF PRESSED O MOLD GLS NESOI	X		231,400
	CHINA,PEOPLE'S REP.(MAINLAND)			19,296
	CZECH REPUBLIC			23,483
	GERMANY			15,086
	INDONESIA			80,640
	ITALY			49,671
	JAPAN			29,639
	SPAIN			13,585
7016905000	LEADED GLS WINDOWS, MULTICELL/FOAM GLS PANELS, ETC	X		4,425
	ARGENTINA			2,032
	CHINA,PEOPLE'S REP.(MAINLAND)			2,393
7017901000	MICROSCPE SLIDES A MICRO COVER GLASSES OF GLS NESI	X		2,098,981
	SWITZERLAND			2,098,981
7017905000	OTHER LABORATORY, HYGIENIC OR PHARM GLASSWR NESOI	X		5,033
	COLOMBIA			5,033
7018105000	GLASS BEADS AND SIMILAR GLASS SMALLWARES, NESOI	X		2,778
	INDIA			2,778

TABLE - 2 IMPORTS INTO PUERTO RICO FROM FOREIGN COUNTRIES, BY COMMODITY AND COUNTRY OF ORIGIN
FISCAL YEAR 2003

COMM CODE	DESCRIPTION AND COUNTRY	UNIT	QUANTITY	VALUE - $
7018905000	STATUETTES A OTH ORNAMNTS OF LAMP-WRKD GLS EX JEWL	X		26,167
	CHINA (TAIWAN)			10,443
	CHINA,PEOPLE'S REP.(MAINLAND)			12,823
	MEXICO			2,901
7019190500	FBRGLS RBR REINFRC YRN NT CLRD CONT FLMNT ETC.	KG	1,329	5,838
	MEXICO		1,329	5,838
7019191540	OTHR GLS FBR YARNS NT COLRD INDSTRY PCKG O LUB MTR	KG	1,176	15,978
	MEXICO		1,176	15,978
7019193000	CHOPPED STRANDS MORE THAN 50 MM LONG	KG	20,196	37,910
	BRAZIL		20,196	37,910
7019310000	MATS, NONWOVEN, OF GLASS FIBERS	KG	28,582	82,878
	CANADA		5,398	30,436
	MEXICO		23,184	52,442
7019391090	OTHER INSULATION PRODUCTS OF NONWOVEN GLASS FIBERS	X		220,508
	GERMANY			151,000
	MEXICO			51,595
	UNITED KINGDOM OF GT BRITAIN			17,913
7019395000	WEBS, MATTRS, BRDS ETC, NONWOVEN OF GLS FIBRS NESI	X		59,286
	MEXICO			59,286
7019523000	FBRGLS TR CRD FAB NT CLRD >30CM PLN WVE, <250 G/M2	M2	50,839	36,096
	MEXICO		50,839	36,096
7019524010	OTHR WVN GLSSFABRIC>30CM W/O CLR, 185G/SQMOR LESS	M2	178,974	120,293
	MEXICO		178,974	120,293
7019524095	WOVEN GLASS FIBERS,WIDTH>30CM, NOT COLORD, NESOI	M2	75,037	46,102
	MEXICO		75,037	46,102
7019527000	FBRGLS TIRE CRD FBRC CLRD,9-11 MCRN DIA, >30CM	M2	89,110	49,930
	MEXICO		89,110	49,930
7019529010	OTH WVN GLASS FIBERS, >30 CM, CLRD, LESS 185 G/M2	M2	51,932	38,872
	MEXICO		51,932	38,872
7019594090	OTHER WOVEN GLASS FIBER, NESOI, NOT COLORED	M2	8,223	5,839
	MEXICO		8,223	5,839
7019599095	WOVEN GLASS FIBERS, COLORED, NESOI	M2	44,956	29,009
	MEXICO		44,956	29,009
7019905050	OTHR ARTICLES OF NONWOVEN GLASS FIBERS, NESOI	X		239,128
	CANADA			11,765
	CHINA,PEOPLE'S REP.(MAINLAND)			25,966
	COLOMBIA			58,491
	KOREA,REP. OF (SOUTH KOREA)			32,141
	MEXICO			107,236
	SPAIN			3,529
7020006000	OTHER ARTICLES OF GLASS, NT FR PRDCTN OF WAFERS	X		1,281,263
	CHINA (TAIWAN)			2,363
	CHINA,PEOPLE'S REP.(MAINLAND)			107,385
	COSTA RICA			81,299
	DOMINICAN REPUBLIC			7,361
	FRANCE			736,533
	HONG KONG			8,836
	JAPAN			240,906
	NETHERLANDS			12,017
	SPAIN			84,563
	NATURAL OR CULTURED PEARLS,PRECIOUS OR SEMIPRECIOUS STONES,PRECIOUS METALS; METALS CLAD WITH PRECIOUS METAL, AND ARTICLES THEREOF;IMITATION JEWELRY; COIN	TOTAL		2,600,930
	NATURAL OR CULTURED PEARLS,PRECIOUS OR SEMIPRECIOUS STONES,PRECIOUS METALS; METALS CLAD WITH PRECIOUS METAL, AND ARTICLES THEREOF;IMITATION JEWELRY; COIN	TOTAL		2,600,930
7113111000	SLVR CH ETC SUIT F MFGR JWLRY A OTH ARTCLS	X		9,031
	INDIA			5,302
	SPAIN			3,729
7113115000	SLVR JWLRY ETC VAL OV $18 PER DOZ PCS	X		97,131
	CHINA,PEOPLE'S REP.(MAINLAND)			3,360

TABLE - 2 IMPORTS INTO PUERTO RICO FROM FOREIGN COUNTRIES, BY COMMODITY AND COUNTRY OF ORIGIN
FISCAL YEAR 2003

COMM CODE	DESCRIPTION AND COUNTRY	UNIT	QUANTITY	VALUE - $
	INDIA			43,499
	SPAIN			50,272
7113192900	GOLD NECKLACES AND NECK CHAINS NESOI	X		329,443
	ITALY			329,443
7113195000	GOLD OR PLATINUM JEWELRY, PLT/CLD OR NOT, NESOI	X		534,684
	GUATEMALA			23,511
	ITALY			511,173
7114114500	SETS, STRL SLVR, OF KNVS FRKS SPNS LADLS	PCS	75	2,608
	FRANCE		75	2,608
7114115000	STERLING SILVER TABLEWARE, NESOI	X		5,653
	ITALY			5,653
7114116000	SLVR ARTLS NESOI F HH KTCHN, TLT A SNTRY WRS	X		8,139
	ITALY			8,139
7114117000	SILVER ARTS NESOI	X		9,037
	SPAIN			9,037
7114200040	ARTCLS NESOI OF BS MTL CLAD W PR MT HH K TB T S W	X		18,386
	CHINA,PEOPLE'S REP.(MAINLAND)			18,386
7114200060	ARTCLS NESOI OF BASE MTL CLAD W PREC METAL	X		42,434
	SPAIN			42,434
7115906000	ARTCLS NESOI OF PLAT INCL MTL CLAD W PLAT	X		72,586
	BRAZIL			6,194
	CHINA (TAIWAN)			46,180
	CHINA,PEOPLE'S REP.(MAINLAND)			17,812
	JAPAN			2,400
7116200500	JEWELRY, PRECIOUS/SEMIPRECIOUS STONES NOV $40 EACH	X		2,070
	CHINA,PEOPLE'S REP.(MAINLAND)			2,070
7117191500	OTH BS MTL CHAIN,CABLE,ROPE,ETC NOV 33 CENTS METER	X		24,118
	BRAZIL			24,118
7117192000	CHAIN ETC BS MTL VAL OVR $.33 PER METER	X		4,883
	CHINA,PEOPLE'S REP.(MAINLAND)			4,883
7117193000	RELIGIOUS ARTCLS BS MTL DEVOT TYP T B WRN O CAR	X		15,209
	ITALY			15,209
7117199000	OTHER IMITATION JEWELRY OF BASE METAL	X		1,142,305
	ARGENTINA			23,864
	BRAZIL			5,890
	CHINA (TAIWAN)			19,373
	CHINA,PEOPLE'S REP.(MAINLAND)			153,051
	COLOMBIA			403,328
	GUATEMALA			5,920
	INDIA			32,501
	INDONESIA			2,452
	ITALY			2,099
	KOREA,REP. OF (SOUTH KOREA)			11,077
	MEXICO			4,455
	PERU			38,849
	PHILIPPINES			12,751
	SPAIN			398,475
	SWITZERLAND			10,342
	THAILAND			17,878
7117902000	ROSARIES AND CHAPLETS EXCPT BASE METAL	X		47,120
	CHINA (TAIWAN)			33,005
	COLOMBIA			4,848
	ITALY			9,267
7117903000	REL ARTS NESOI T B WRN O CRD O TH PERSN	X		79,532
	CHINA (TAIWAN)			11,496
	COLOMBIA			38,376
	ITALY			29,660
7117905500	OTH IMIT JWLRY NT MTL NOV $.20 PR DOZ PCS OR PTS	X		2,700
	HONG KONG			2,700
7117907500	OTHR IMIT JWLRY PLSTCS OV $.20 PR DZ PCS O PTS	X		25,785
	CHINA,PEOPLE'S REP.(MAINLAND)			21,417
	HONG KONG			4,368
7117909000	OTHR IMIT JWLRY OV $.20 PR DZ PCS O PRTS	X		118,350
	BRAZIL			9,499
	CHINA,PEOPLE'S REP.(MAINLAND)			21,308
	ECUADOR			3,097
	FRANCE			74,139
	INDONESIA			2,956

TABLE - 2 IMPORTS INTO PUERTO RICO FROM FOREIGN COUNTRIES, BY COMMODITY AND COUNTRY OF ORIGIN
FISCAL YEAR 2003

COMM CODE	DESCRIPTION AND COUNTRY	UNIT	QUANTITY	VALUE - $
	KOREA,REP. OF (SOUTH KOREA)			4,485
	UNITED KINGDOM OF GT BRITAIN			2,866
7118100000	COIN (EXCPT GOLD COIN) NOT BEING LEGAL TENDER	X		7,684
	MEXICO			7,684
7118900019	GOLD COIN NESOI	GM	31	2,042
	MEXICO		31	2,042
	BASE METALS AND ARTICLES OF BASE METAL	TOTAL		370,706,142
	IRON AND STEEL	TOTAL		126,444,944
7205290000	POWDERS, IRON OR NONALLOY STEEL	T	10	25,540
	UNITED KINGDOM OF GT BRITAIN		10	25,540
7207190030	SEMIFIN IRON/STL >.25% CARBON CIRCULAR CROSS-SECTN	KG	8,659	5,800
	UKRAINE		8,659	5,800
7208106000	FLT RLD IRON/NALLOY STL >=600mm; HOT ROLL;<=4.75mm	KG	151,308	43,270
	FRANCE		151,308	43,270
7208260060	FLT RLD IRON/NALLOY STL COILS>=600mm;3< 4.75mm THK	KG	192,880	62,842
	BELGIUM		192,880	62,842
7208370060	FLT RLD IRON/NALLOY STL COIL >=600mm;4.75<10mm THK	KG	121,480	36,254
	GERMANY		121,480	36,254
7208380030	FLAT RLD IRON/STL COIL;3<4.75mm THK;UNTRIMMED EDGE	KG	206,890	62,615
	FRANCE		206,890	62,615
7208390030	FLT RLD IRON/STL >=600mm; <3mm THK; UNTRIMMED EDGE	KG	570,490	182,790
	FRANCE		570,490	182,790
7208403030	FLT RLD IRON/NALLOY STL NOT COIL>=600mm; >10mm THK	KG	117,669	29,169
	HUNGARY		117,669	29,169
7208403060	FLAT RLD IRON/STL NOT COIL; >=600mm; 4.75<10mm THK	KG	242,956	70,046
	HUNGARY		125,495	34,215
	SLOVAK REPUBLIC(SLOVAKIA)		13,515	3,852
	TURKEY		103,946	31,979
7208406060	FLAT RLD IRON/STL; NOT COIL; >=600mm; 3<4.75mm THK	KG	563,659	160,324
	HUNGARY		267,781	72,649
	SLOVAK REPUBLIC(SLOVAKIA)		153,940	45,730
	TURKEY		141,938	41,945
7208510060	FLT RLD IRON/STL;NOT COIL;>=600mm;>10mm THK; NESOI	KG	2,206,004	619,025
	CZECH REPUBLIC		1,449,770	426,356
	HUNGARY		203,150	54,105
	KOREA,REP. OF (SOUTH KOREA)		443,486	109,218
	SLOVAK REPUBLIC(SLOVAKIA)		109,598	29,346
7208520000	FLT RLD IRON/STL; >=600mm; NOT COIL; 4.75<10mm THK	KG	4,283,480	1,255,487
	CZECH REPUBLIC		2,591,455	796,713
	HUNGARY		651,414	174,152
	KOREA,REP. OF (SOUTH KOREA)		476,029	122,197
	SLOVAK REPUBLIC(SLOVAKIA)		526,282	149,403
	TURKEY		38,300	13,022
7208530000	FLAT RLD IRON/STL; NOT COIL; >=600mm; 3<4.75mm THK	KG	2,060,969	588,908
	HUNGARY		654,975	173,962
	SLOVAK REPUBLIC(SLOVAKIA)		1,258,667	365,576
	VENEZUELA		147,327	49,370
7208540000	FLT RLD IRON/NALLOY STEEL;NOT COIL>=600mm;<3mm THK	KG	872,081	278,601
	HUNGARY		583,360	151,563
	MEXICO		288,721	127,038
7209160090	FLT RLD IRON/STL;COIL;COLD RLD; >=600mm; 1<3mm THK	KG	190,517	71,246
	COLOMBIA		190,517	71,246
7209170060	FLAT&COLD RLD HI-STRTH IRON/STL;COIL;.5<1mm; NESOI	KG	144,464	59,610
	COLOMBIA		144,464	59,610
7209170090	FLAT & COLD RLD IRON/STL;COIL;>=600mm; 0.5<1mm THK	KG	91,170	33,490
	COLOMBIA		91,170	33,490
7210110000	FLAT RLD IRON/STL; >=600mm; TIN COATED >=0.5mm THK	KG	67,955	58,604
	FRANCE		67,955	58,604
7210120000	FLAT RLD IRON/STL; >=600mm; TIN COATED; <0.5mm THK	KG	9,162,686	5,040,021
	CHILE		102,700	51,436
	FRANCE		2,345,265	1,370,652
	GERMANY		8,073	4,466
	NETHERLANDS		6,618,107	3,563,794
	NORWAY		88,541	49,673
7210300060	FLT RLD IRON/STL;ELECTROLYTCALY COATD W/ZINC;NESOI	KG	2,959,520	1,322,334

TABLE - 2 IMPORTS INTO PUERTO RICO FROM FOREIGN COUNTRIES, BY COMMODITY AND COUNTRY OF ORIGIN
FISCAL YEAR 2003

COMM CODE	DESCRIPTION AND COUNTRY	UNIT	QUANTITY	VALUE - $
	ARGENTINA		1,981,498	854,621
	LUXEMBOURG		582,296	305,632
	VENEZUELA		395,726	162,081
7210410000	FLAT RLD IRON/STL;>=600mm;CORRUGATED;PLATED W/ZINC	KG	488,360	304,748
	DOMINICAN REPUBLIC		161,440	75,980
	MEXICO		326,920	228,768
7210490030	FLAT RLD HI-STRTH STL;>=600mm; PLATED W/ZINC;NESOI	KG	3,648,306	2,015,826
	ARGENTINA		185,610	81,151
	MEXICO		3,462,696	1,934,675
7210490090	FLAT ROLLED IRON/STEEL;>=600mm;PLATED W/ZINC;NESOI	KG	34,769,670	17,238,628
	ARGENTINA		6,601,191	3,185,235
	BELGIUM		1,621,090	691,262
	COLOMBIA		7,265,331	3,680,944
	COSTA RICA		5,449,782	2,601,953
	DOMINICAN REPUBLIC		51,077	43,380
	INDIA		1,333,696	629,953
	MEXICO		4,589,049	2,608,521
	TURKEY		4,861,260	2,175,182
	VENEZUELA		2,997,194	1,622,198
7210500000	FLAT RLD IRON/STL;>=600mm;PLATED W/CHROMIUM OXIDES	KG	4,827,304	2,301,922
	BRAZIL		531,812	341,641
	CHINA (TAIWAN)		368,262	113,588
	FRANCE		31,769	21,947
	GERMANY		1,646,226	839,627
	NETHERLANDS		2,249,235	985,119
7210610000	FLAT RLD IRON/STEEL;>=600mm;PLATED W/ALUMINUM-ZINC	KG	1,140,595	614,328
	DOMINICAN REPUBLIC		37,242	28,882
	KOREA,REP. OF (SOUTH KOREA)		165,070	67,232
	LUXEMBOURG		269,300	132,525
	MEXICO		215,583	152,282
	SWEDEN		453,400	233,407
7210706060	FLT RLD IRON/STL;PAINTED PLASTIC;ZINC COATED;NESOI	KG	612,691	472,795
	CANADA		16,093	7,451
	KOREA,REP. OF (SOUTH KOREA)		239,270	146,219
	MEXICO		357,328	319,125
7210706090	FLAT RLD IRON/STL; >=600mm; PAINTED PLASTIC; NESOI	KG	6,014,162	4,305,833
	KOREA,REP. OF (SOUTH KOREA)		181,140	94,825
	MEXICO		5,833,022	4,211,008
7212301090	FLT RLD IRON/STL;PLTD W/ZINC;>51mm;COIL;>.25mm THK	KG	623,757	389,525
	MEXICO		623,757	389,525
7212305000	FLAT ROLLED IRON/NALLOY STL; PLATED W/ZINC; >300mm	KG	351,584	213,388
	MEXICO		351,584	213,388
7213100000	CONCRETE REINFORCING BARS AND RODS;IRREGULAR COILS	KG	4,261,492	1,066,420
	BRAZIL		2,507,562	642,467
	MEXICO		1,753,930	423,953
7213200000	BARS AND RODS; IRREGULAR COILS; FREE-CUTTING STEEL	KG	12,330	3,144
	DOMINICAN REPUBLIC		12,330	3,144
7213913090	BAR&ROD IRON/STEEL;UNDER 14MM;NOT TEMPERED,OTHER	KG	2,775,588	715,162
	EGYPT		470,360	115,238
	MEXICO		248,722	73,634
	TRINIDAD AND TOBAGO		50,780	15,234
	TURKEY		1,453,500	350,657
	VENEZUELA		552,226	160,399
7213916090	BAR/ROD;IR/NALLOY STL;HOT ROLLED;LT 14MM;NESOI	KG	3,503,620	1,026,559
	TRINIDAD AND TOBAGO		3,503,620	1,026,559
7214200000	OTHER BARS & RODS IRON/STL;CONCRETE REINFORCING	KG	246,235,909	61,790,247
	ARGENTINA		4,683,766	1,060,873
	BRAZIL		28,753,622	6,756,946
	CHINA,PEOPLE'S REP.(MAINLAND)		19,000	10,201
	DOMINICAN REPUBLIC		64,219,685	18,038,788
	EGYPT		28,081,794	6,940,632
	ITALY		8,357,840	1,671,568
	MEXICO		54,949,283	13,651,356
	ROMANIA		5,556,750	1,178,031
	TRINIDAD AND TOBAGO		3,496,363	1,038,935
	TURKEY		27,942,498	6,234,809
	URUGUAY		8,865,000	2,060,057
	VENEZUELA		11,310,308	3,148,051

TABLE - 2 IMPORTS INTO PUERTO RICO FROM FOREIGN COUNTRIES, BY COMMODITY AND COUNTRY OF ORIGIN
FISCAL YEAR 2003

COMM CODE	DESCRIPTION AND COUNTRY	UNIT	QUANTITY	VALUE - $
7214910015	OTH BARS;IRON/STL;HOT WRKD;RECTANGLAR;<0.25%CARBON	KG	5,190,706	1,363,601
	BRAZIL		277,329	61,547
	MEXICO		1,294,428	374,783
	TURKEY		3,618,949	927,271
7214910060	OTH BARS IRON/STL; HOT-WORKED; >0.25% <0.6% CARBON	KG	31,277	8,967
	MEXICO		31,277	8,967
7214990015	OTHER BARS IRON/STL;ROUNDS;HOT-WORKED;<0.25%CARBON	KG	1,620,911	443,337
	BRAZIL		79,154	18,111
	GERMANY		54,003	38,087
	MEXICO		401,218	115,451
	TURKEY		1,086,536	271,688
7214990030	OTHER BARS IRON/STL; ROUNDS; >=0.25% <0.6% CARBON	KG	229,923	63,898
	DOMINICAN REPUBLIC		37,000	12,026
	MEXICO		53,054	15,407
	TURKEY		139,869	36,465
7214990060	OTHER BARS IRON/STL HOT-WORKED;<0.25% CARBON;NESOI	KG	2,179,574	550,955
	DOMINICAN REPUBLIC		351,400	99,828
	MEXICO		25,021	7,256
	TURKEY		1,803,153	443,871
7214990075	OTH BARS IRON/STL;HOT WRKD;>=.25% <.6%CARBON;NESOI	KG	356,600	96,423
	DOMINICAN REPUBLIC		356,600	96,423
7215901000	OTH BRS RDS IRON/STL,COATD/PLTD W METL,NOT COLD-FM	KG	119,339	76,272
	INDIA		45,635	35,397
	INDONESIA		19,496	12,747
	MEXICO		54,208	28,128
7215905000	OTHER BARS AND RODS IRON OR NONALLOY STEEL, NESOI	KG	9,803	8,854
	VENEZUELA		9,803	8,854
7216100010	ANGLES,U SECT,IRON/NON ALY STEEL,HOT-RLD,<80MM HGH	KG	1,686,622	423,690
	BRAZIL		1,363,885	325,257
	MEXICO		322,737	98,433
7216100050	ANGLES,I OR H SEC IRN/STL,NON-ALY,HOT-RLD<80MM HGH	KG	145,003	35,003
	BRAZIL		145,003	35,003
7216210000	ANGLES,L SECTION IRON/NONALY STL,HOT-RLD,<80MM HGH	KG	6,652,466	1,714,882
	BRAZIL		890,209	200,705
	KOREA,REP. OF (SOUTH KOREA)		376,842	82,390
	MEXICO		1,948,817	536,608
	TURKEY		3,436,598	895,179
7216310000	ANGLES,U SEC,IRON/NONALY STEEL,HOT-RLD >= 80MM HGH	KG	4,545,432	1,096,075
	BRAZIL		1,348,147	322,126
	KOREA,REP. OF (SOUTH KOREA)		2,275,093	517,113
	MEXICO		441,608	134,690
	POLAND		480,584	122,146
7216320000	ANGLES,I SEC,IRON/NONAL STL,HOT-RLD>=80MM HGH(BEAM	KG	4,187,076	1,171,080
	BRAZIL		650,189	155,840
	SPAIN		3,536,887	1,015,240
7216330030	H SEC IRON/STL,HGH>=80MM,HT RLD,WT<=11.3KG/30.5CM	KG	5,692,540	1,500,785
	BRAZIL		481,623	120,272
	KOREA,REP. OF (SOUTH KOREA)		3,210,823	881,722
	POLAND		1,300,599	308,549
	SOUTH AFRICA,REP.OF		120,510	28,320
	SPAIN		578,985	161,922
7216330060	H SEC IRN/STL,HOTR,>=80 MM HT,>11.3<=27.2KG/30.5CM	KG	2,807,702	704,570
	BRAZIL		85,612	23,757
	POLAND		874,944	223,122
	SOUTH AFRICA,REP.OF		1,524,128	358,170
	SPAIN		323,018	99,521
7216330090	OTH H SECTIONS,IRON/NONALY STEEL,HOT-RL,=>80 MM HT	KG	492,603	136,259
	BRAZIL		44,741	12,416
	LUXEMBOURG		37,922	11,759
	POLAND		104,305	31,072
	SOUTH AFRICA,REP.OF		178,027	41,836
	SPAIN		127,608	39,176
7216400010	ANGLES,L SECTION,IRON/NALY STL HOT-RLD,>=80MM HIGH	KG	963,012	246,465
	BRAZIL		152,362	36,970
	KOREA,REP. OF (SOUTH KOREA)		93,669	21,076
	MEXICO		261,783	72,256
	TURKEY		455,198	116,163
7216400050	T SECTION,IRON OR NONALY STEEL,HOT-RLD =>80MM HIGH	KG	42,705	10,906

TABLE - 2 IMPORTS INTO PUERTO RICO FROM FOREIGN COUNTRIES, BY COMMODITY AND COUNTRY OF ORIGIN
FISCAL YEAR 2003

COMM CODE	DESCRIPTION AND COUNTRY	UNIT	QUANTITY	VALUE - $
	BRAZIL		42,705	10,906
7216610000	ANGLES,SHAPE,SECT,IRON/NALY STL,COLD-WKD FROM FLAT	KG	3,978	12,149
	SPAIN		3,978	12,149
7216910000	OTH ANGLES,SHAPE&SECT,IRON/NALY STL COLD-FRMD FLT-	KG	5,705	8,917
	CHINA (TAIWAN)		5,705	8,917
7216990000	OTHER ANGLES,SHAPES & SECT,IRON/NONALY STEEL,NESOI	KG	243,253	155,871
	CHINA (TAIWAN)		50,343	57,611
	MEXICO		192,910	98,260
7217104030	ROUND WIRE,IRON/STL,NOT/PLTD<.25%CAR,<1.5MM HEATED	KG	675,880	294,802
	ARGENTINA		313,899	126,501
	CHILE		168,147	78,764
	MEXICO		139,159	63,437
	VENEZUELA		54,675	26,100
7217104090	ROUND WIRE,IRON/STL NOT/PLTD<.25%CA,<1.5MM,N/HEATD	KG	333,525	165,231
	ARUBA		18,289	9,251
	CHILE		279,089	132,986
	CHINA,PEOPLE'S REP.(MAINLAND)		8,220	6,378
	MEXICO		10,647	5,966
	VENEZUELA		17,280	10,650
7217105030	ROUND WIRE,IRON/STL NOT PLT<.25%CAR,>=1.5MM, HEATD	KG	778,445	334,710
	ARGENTINA		430,841	167,131
	BELGIUM		44,852	17,831
	CHILE		205,548	93,374
	MEXICO		20,291	12,716
	VENEZUELA		76,913	43,658
7217105090	ROUND WIRE,IRN/STL NOT PLT<.25%CA=>1.5MM NOT HEATD	KG	812,380	449,868
	BRAZIL		96,650	65,050
	CHINA (TAIWAN)		297,084	167,186
	CHINA,PEOPLE'S REP.(MAINLAND)		113,138	58,284
	MEXICO		10,000	5,928
	VENEZUELA		295,508	153,420
7217108090	RND WIRE,IRN/STEL,N/PLT,>=1.5MM DI,>.6%CRB,N/HEATD	KG	1,262,228	695,528
	DOMINICAN REPUBLIC		61,987	55,385
	SOUTH AFRICA,REP.OF		38,250	24,254
	SPAIN		1,161,991	615,889
7217109000	OTHER WIRE,IRON/NON ALLOY STEEL, NT PLATED, NESOI	KG	29,264	17,634
	MEXICO		29,264	17,634
7217201500	FLAT WIRE,IRON/NONALY STL,PLATED OR COATD WTH ZINC	KG	34,460	21,420
	VENEZUELA		34,460	21,420
7217203000	ROUND WIRE,IRN/STL,PLT W/ZINC,>=1.5MM,<.25% CARBON	KG	14,495,461	6,116,679
	BELGIUM		2,525,491	1,360,605
	BRAZIL		2,569,563	1,062,377
	CHINA,PEOPLE'S REP.(MAINLAND)		733,069	382,165
	COLOMBIA		22,100	14,057
	CZECH REPUBLIC		426,608	177,887
	DOMINICAN REPUBLIC		6,744,700	2,409,348
	GERMANY		5,133	8,190
	HONDURAS		742,114	342,482
	ITALY		53,574	24,449
	MEXICO		166,417	86,861
	SOUTH AFRICA,REP.OF		111,577	37,530
	UNITED KINGDOM OF GT BRITAIN		20,649	12,854
	VENEZUELA		374,466	197,874
7217204510	ROUND WIRE,IRON/STL PLTD W/ZINC,<1.0MM,<.25%CARBON	KG	55,958	31,280
	CHINA,PEOPLE'S REP.(MAINLAND)		36,783	20,470
	VENEZUELA		19,175	10,810
7217204530	RND WIRE IRON/STL,ZINC PLTD, <1.0MM,>=.6% CARBON	KG	13,184	8,888
	MEXICO		13,184	8,888
7217204540	RND WIRE,IRN/STL,PLT W/ZINC,>=1.0M,<1.5MM,>.25%CRB	KG	10,118	4,803
	MEXICO		10,118	4,803
7217206000	OTH WIRE IRON/NONALLOY STL,ZINC PLATED,<0.25%CARBN	KG	26,307	15,526
	MEXICO		8,163	6,146
	VENEZUELA		18,144	9,380
7217207500	OTH WIRE IRON/NALY STEEL,ZINC PLATED,=>0.25% CARBN	KG	83,186	52,091
	MEXICO		83,186	52,091
7217301530	FLAT WIRE,IRON/STL,PLT BASE MTL EX ZIN,>=.6%CARBON	KG	102,060	52,354
	HONDURAS		102,060	52,354
7217304590	ROUND WIRE IRON/NALY STL,BSE MTL PLTD,>=1.5MM DIAM	KG	18,289	9,251

TABLE - 2 IMPORTS INTO PUERTO RICO FROM FOREIGN COUNTRIES, BY COMMODITY AND COUNTRY OF ORIGIN
FISCAL YEAR 2003

COMM CODE	DESCRIPTION AND COUNTRY	UNIT	QUANTITY	VALUE - $
	VENEZUELA		18,289	9,251
7217901000	WIRE IRON OR NONALLOY STEEL, COATED WITH PLASTICS	KG	87,998	62,080
	MEXICO		87,998	62,080
7217905030	WIRE IRON/NALY STEEL,PLT/COATED,<0.25% CARB,NESOI	KG	73,088	50,842
	FINLAND		48,078	28,941
	MEXICO		25,010	21,901
7218990090	SEMIFINISHED PRODUCTS OF STAINLESS STEEL, NESOI	KG	19,159	65,372
	CHINA (TAIWAN)		6,091	42,272
	CHINA,PEOPLE'S REP.(MAINLAND)		13,068	23,100
7219140090	STNLS STL FR 600-UN 1370MM W HR CLS UN 3MM TH,OTHR	KG	17,090	22,112
	CHINA,PEOPLE'S REP.(MAINLAND)		17,090	22,112
7219330038	OTHR SS FR 600-UN 1370MM W CR 1-UN 3MM THCK COILS	KG	78,908	120,162
	MEXICO		78,908	120,162
7219330070	FR SS 600-UN 1370 W CR OV 1-UN 3MM TH, NT CLS, NES	KG	78,197	138,160
	BRAZIL		78,197	138,160
7219330080	FR SS 600-UN 1370MM W CR NT CLS 1-UN 3MM THCK NES	KG	35,654	59,647
	CHINA (TAIWAN)		35,654	59,647
7219340050	FR SS 600MM AO W CR 0.5-NOV 1MM THCK NT COILED	KG	4,182	7,389
	BRAZIL		4,182	7,389
7219900025	OTHR FR STNLS STL 600MM AO WIDE, OV 0.5% NCKL NES	KG	35,068	45,373
	CHINA,PEOPLE'S REP.(MAINLAND)		35,068	45,373
7222200075	OTH SS BARS/ROD COLD-FRM O FIN MAX CS 18MM AOV OTH	KG	188	3,933
	UNITED KINGDOM OF GT BRITAIN		188	3,933
7222300000	OTHER BARS AND RODS STAINLESS STEEL, NESOI	KG	420	4,828
	GERMANY		420	4,828
7222406000	ANGS SHPS SECS STAINLESS STEEL, NESOI	KG	3,764	44,240
	CANADA		3,764	44,240
7225508085	FR ALLOY STL NT TOOL 600MM AO CR UN4.75MM THK NESO	KG	719,248	369,076
	DOMINICAN REPUBLIC		719,248	369,076
7225920000	FR ALLOY STEEL NT STAINL 600MM OM WIDE ZINC PLATED	KG	368,732	278,672
	DOMINICAN REPUBLIC		368,732	278,672
7226927050	FR OTH AL STL, UN 300M WIDE, CR, THKNS NT OV .25MM	KG	21,278	297,389
	GERMANY		21,278	297,389
7226928050	FR OTH AL STL,CR,UN 300MM WIDE, OV .25MM THICK	KG	19,865	106,726
	GERMANY		19,865	106,726
7228308050	OTHER BARS/RODS OF OTHER ALLOY STEEL, HOT-WORKED	KG	10,021,069	2,134,488
	LATVIA		10,021,069	2,134,488
7228608000	OTHER BARS AND RODS OTHER ALLOY STEEL COLD-FORMED	KG	84,207	1,386,246
	GERMANY		84,207	1,386,246
7228703040	SHPS SEC AS NT SS HR NT DR/PN/OADV MX CS 76MM AO	KG	2,517,486	653,974
	SPAIN		2,517,486	653,974
7228703060	ANGS ALLY STL NT SS HR NT DR/PN/OADV MX CS UN 76MM	KG	39,733	30,710
	CHINA (TAIWAN)		39,733	30,710
	ARTICLES OF IRON OR STEEL	TOTAL		140,293,716
7301100000	SHEET PILING OF IRON OR STEEL	KG	4,584,865	3,170,520
	LUXEMBOURG		4,584,865	3,170,520
7301201000	ANGLES,SHAPES,SECTIONS,WELDED, IRON/NONALLOY STEEL	KG	2,373,397	2,017,671
	LUXEMBOURG		2,373,397	2,017,671
7302101045	RAILS,NEW,IRON/NONALLOY STEEL,HEAT TREAT,>30KG/MTR	KG	69,814	40,891
	AUSTRIA		69,814	40,891
7302101075	RAILS, USED, IRON/NONALLOY STEEL,NOT SCRAP, NESOI	KG	27,000	6,000
	DOMINICAN REPUBLIC		27,000	6,000
7303000090	TUBES, PIPES AND HOLLOW PROFILES, CAST IRON, NESOI	KG	2,503	3,471
	VENEZUELA		2,503	3,471
7304101020	LINE PIPE,SEMLESS,OIL/GAS,IRON/STEEL,DIAM<=114.3MM	KG	35,405	40,804
	FRANCE		35,405	40,804
7304101030	LINE PIPE,SEMLESS,OIL/GAS,IRON/STEEL>114.3<215.9MM	KG	65,352	39,457
	BRAZIL		65,352	39,457
7304101045	LINE PIPE,SEAMLESS, IRON/STEEL, DIAM 215.9-406.4MM	KG	142,698	88,166
	BRAZIL		142,698	88,166
7304101060	SLMS O/G LNP,I/NAL,OD 215.9-406.4MM,WTK 12.7MM AOV	KG	11,156	6,381
	BRAZIL		11,156	6,381
7305121030	LNPIPE IRON/STL LONGTD WELD,>406.4MM<=609.6MM DIAM	KG	84,754	30,407
	KOREA,REP. OF (SOUTH KOREA)		84,754	30,407
7305121060	LINEPIPE IRON/STL LONGITUDNLY WELDED,>609.6MM DIAM	KG	47,816	17,155
	KOREA,REP. OF (SOUTH KOREA)		47,816	17,155

TABLE - 2 IMPORTS INTO PUERTO RICO FROM FOREIGN COUNTRIES, BY COMMODITY AND COUNTRY OF ORIGIN
FISCAL YEAR 2003

COMM CODE	DESCRIPTION AND COUNTRY	UNIT	QUANTITY	VALUE - $
7305314000	TUBES, PIPES NESOI, LONGITUDNLY WELDED IRN/NAL STL	KG	32,373	9,214
	KOREA,REP. OF (SOUTH KOREA)		32,373	9,214
7306101059	OTHER LINEPIPE,GAS,IRON/NONALLOY,OV 114.3MM, NESOI	KG	322,496	113,361
	KOREA,REP. OF (SOUTH KOREA)		322,496	113,361
7306301000	OTH TUBES ETC NES CIRC WLD NAS WLS LSTH 1.65MM THK	KG	243,817	174,126
	COLOMBIA		243,817	174,126
7306303000	TAPRD PIPES ETC NES WLD CIRC 1.65 AO IOS NA LT PLS	KG	30,835	21,998
	COLOMBIA		30,835	21,998
7306305025	OTH TUBES ETC NES WLD CIRC OD NO 114.3, GAL W CPLG	KG	3,907,665	1,630,919
	CHINA,PEOPLE'S REP.(MAINLAND)		1,366,861	598,691
	KOREA,REP. OF (SOUTH KOREA)		105,066	37,221
	PAKISTAN		857,110	329,900
	SOUTH AFRICA,REP.OF		241,267	93,643
	THAILAND		511,025	170,608
	TURKEY		826,336	400,856
7306305028	OTH TUBES ETC WLD CIR GALV WO CPL INTNL CTD OR LND	KG	441,472	401,794
	COLOMBIA		26,948	24,735
	MEXICO		414,524	377,059
7306305032	OTH PIPES ETC WLD CIR GLV WO CPLG O LNG ETC	KG	4,811,095	2,177,602
	CHINA,PEOPLE'S REP.(MAINLAND)		1,006,111	409,149
	COLOMBIA		404,882	332,275
	DOMINICAN REPUBLIC		355,701	144,576
	GUATEMALA		582,562	298,658
	KOREA,REP. OF (SOUTH KOREA)		245,903	98,432
	PAKISTAN		994,810	360,879
	SOUTH AFRICA,REP.OF		272,310	101,268
	TURKEY		948,816	432,365
7306305040	OTH TUBES ETC NES OD NO 114.3MM NGAL IMP W COUPLNG	KG	602,102	260,456
	CHINA,PEOPLE'S REP.(MAINLAND)		67,712	22,345
	KOREA,REP. OF (SOUTH KOREA)		68,580	19,322
	TURKEY		465,810	218,789
7306305055	OTH TUBES ETC IOS NONAL WLD NO 114.3 OD CCS NGL NS	KG	3,086,297	1,111,259
	CHINA,PEOPLE'S REP.(MAINLAND)		369,389	113,876
	COLOMBIA		51,358	32,695
	DOMINICAN REPUBLIC		498,603	239,572
	GERMANY		24,716	61,858
	GUATEMALA		201,690	103,399
	KOREA,REP. OF (SOUTH KOREA)		137,771	39,367
	PAKISTAN		491,430	145,230
	SOUTH AFRICA,REP.OF		41,863	12,621
	THAILAND		1,256,530	358,496
	TURKEY		12,947	4,145
7306305085	PIPES ETC IOS CRC GV WL 1.65MM AO TH OD 114-406MM	KG	362,384	137,458
	CHINA,PEOPLE'S REP.(MAINLAND)		65,645	27,111
	COLOMBIA		20,475	8,381
	KOREA,REP. OF (SOUTH KOREA)		89,136	34,375
	PAKISTAN		119,010	41,194
	SOUTH AFRICA,REP.OF		15,166	5,568
	THAILAND		20,654	6,589
	TURKEY		32,298	14,240
7306305090	PIPES ETC IR/ST NGL WL THKNS 1.65MM AO OD 114-406	KG	788,453	222,936
	CHINA,PEOPLE'S REP.(MAINLAND)		101,192	31,370
	KOREA,REP. OF (SOUTH KOREA)		297,858	87,081
	PAKISTAN		177,790	52,725
	SOUTH AFRICA,REP.OF		13,011	3,965
	THAILAND		185,049	43,459
	TURKEY		13,553	4,336
7306501000	OTH TUBES ETC NES WLD CIR ALY STL NT ST WLS LT1.65	KG	11,884	19,572
	COLOMBIA		11,884	19,572
7306601000	OTH TUBES ETC NES WLD NONCIRC CS WLS OV4MM IR/NALS	KG	4,075,059	1,492,000
	KOREA,REP. OF (SOUTH KOREA)		1,929,040	692,515
	MEXICO		175,035	107,872
	SOUTH AFRICA,REP.OF		142,723	66,457
	TURKEY		1,828,261	625,156
7306605000	OTH TUBES ETC NES WLD NONCIRC WLS LT4MM IR/NAL STL	KG	12,745,061	5,619,654
	DOMINICAN REPUBLIC		3,170,828	1,317,188
	KOREA,REP. OF (SOUTH KOREA)		7,872,742	3,454,665
	MEXICO		191,851	135,218

TABLE - 2 IMPORTS INTO PUERTO RICO FROM FOREIGN COUNTRIES, BY COMMODITY AND COUNTRY OF ORIGIN
FISCAL YEAR 2003

COMM CODE	DESCRIPTION AND COUNTRY	UNIT	QUANTITY	VALUE - $
	TURKEY		1,509,640	712,583
7306607030	TUBES WELDED WALL <= 4MM OF STAINLESS STEEL	KG	5,111	5,447
	SWEDEN		5,111	5,447
7306607060	TUBES WELDES WALL <=4MM OF ALLOY STEEL	KG	762,320	303,476
	DOMINICAN REPUBLIC		762,320	303,476
7307193060	DUCTILE FITTINGS, THREADED, OF IRON OR STEEL, CAST	KG	15,195	39,018
	CHINA,PEOPLE'S REP.(MAINLAND)		13,348	23,521
	VENEZUELA		1,847	15,497
7307199060	TUBE/PIPE FITTINGS, THREADED, IRON OR STEEL, CAST	KG	2,610	3,338
	CHINA,PEOPLE'S REP.(MAINLAND)		2,610	3,338
7307199080	OTH TUBE/PIPE FITTINGS, IRON OR STEEL, CAST, NESOI	KG	1,282	6,787
	CHINA (TAIWAN)		1,282	6,787
7307215000	STAINLESS STEEL FLANGES, MACHND, TOOLD OR PROCESSD	KG	6,579	24,039
	CHINA (TAIWAN)		1,378	7,295
	CHINA,PEOPLE'S REP.(MAINLAND)		341	2,100
	UNITED KINGDOM OF GT BRITAIN		4,860	14,644
7307221000	STAINLESS STEEL SLEEVES (PIPE COUPLINGS)	KG	586	4,818
	CHINA (TAIWAN)		586	4,818
7307230000	STAINLESS STEEL TUBE OR PIPE BUTT WELDING FITTINGS	KG	58	2,481
	UNITED KINGDOM OF GT BRITAIN		58	2,481
7307290030	NIPPLES, PIPE AND TUBE, OF STAINLESS STEEL	KG	4,776	9,601
	COSTA RICA		3,322	6,367
	MEXICO		1,454	3,234
7307290090	OTH TUBE AND PIPE FITTINGS, STAINLESS STEEL, NESOI	KG	3,827	15,686
	CHINA,PEOPLE'S REP.(MAINLAND)		2,904	7,687
	SPAIN		140	2,790
	UNITED KINGDOM OF GT BRITAIN		783	5,209
7307913000	FLANGES, ALY STL, NT STNLS, NT MACHND, TLD OR PROC	KG	3,656	4,690
	CHINA,PEOPLE'S REP.(MAINLAND)		3,656	4,690
7307915010	FLANGES, IRN/NALY STL NESOI W INSD DIAM LSTH 360MM	KG	16,857	15,075
	CHINA,PEOPLE'S REP.(MAINLAND)		16,857	15,075
7307929000	THREADED ELBOWS AND BENDS OF IOS (EXC SS CSTIR)	KG	2,330	3,307
	CHINA,PEOPLE'S REP.(MAINLAND)		2,330	3,307
7307933000	BUTT WELDING FITTINGS IR/NAL STL INS DIAM LT 360MM	KG	15,190	19,574
	KOREA,REP. OF (SOUTH KOREA)		15,190	19,574
7307995015	NIPPLES, PIPE AND TUBE I/NAL STEEL MACH, TLD, PROC	KG	13,410	40,454
	CHINA (TAIWAN)		2,388	12,004
	COSTA RICA		3,672	8,013
	MEXICO		7,350	20,437
7307995045	OTH TUBE/PIPE FITT NESOI I/NAL STL MACH, TLD, PROC	KG	2,543	11,463
	CHINA (TAIWAN)		1,324	6,653
	CHINA,PEOPLE'S REP.(MAINLAND)		1,219	4,810
7308100000	BRIDGES AND BRIDGE SECTIONS OF IRON OR STEEL	KG	7,904	21,220
	CANADA		7,904	21,220
7308200000	TOWERS AND LATTICE MASTS OF IRON OR STEEL	KG	401,995	484,314
	MEXICO		401,995	484,314
7308301000	DOORS, WINDOWS AND FRAMES, AND THRSHLDS STNLS STL	KG	474,920	1,145,583
	CANADA		159,755	419,621
	GERMANY		512	4,998
	HONG KONG		2,890	2,472
	MEXICO		311,763	718,492
7308305015	WINDOWS AND THEIR FRAMES, IRON OR STEEL NOT STNLSS	KG	5,210	3,020
	MEXICO		5,210	3,020
7308305050	DOORS OF IRON OR STEEL NOT STAINLESS	KG	286,560	1,016,636
	CANADA		102,328	353,664
	CHINA (TAIWAN)		2,776	8,955
	CHINA,PEOPLE'S REP.(MAINLAND)		4,041	6,138
	DOMINICAN REPUBLIC		972	2,585
	FINLAND		17,650	137,900
	FRANCE		2,520	72,763
	ITALY		6,764	27,448
	SPAIN		149,125	400,924
	UNITED KINGDOM OF GT BRITAIN		384	6,259
7308400000	SCAFFLDNG SHUTTRNG PRPPNG O PIT-PROPPNG EQUIP, IOS	KG	1,102,757	2,058,087
	BELGIUM		40,824	66,240
	CANADA		50,176	226,920
	CHINA (TAIWAN)		20,028	45,404
	COLOMBIA		118,240	244,158

TABLE - 2 IMPORTS INTO PUERTO RICO FROM FOREIGN COUNTRIES, BY COMMODITY AND COUNTRY OF ORIGIN
FISCAL YEAR 2003

COMM CODE	DESCRIPTION AND COUNTRY	UNIT	QUANTITY	VALUE - $
	DOMINICAN REPUBLIC		38,675	16,038
	GERMANY		404	4,940
	ITALY		86,379	54,149
	MEXICO		14,619	45,159
	PERU		144,184	114,284
	SPAIN		553,643	1,214,430
	THAILAND		35,585	26,365
7308903000	COLUMNS PILLARS POSTS BEAMS GIRDERS ETC IRN/NAL ST	KG	6,029,905	8,061,756
	KOREA,REP. OF (SOUTH KOREA)		5,546,126	7,577,997
	MEXICO		483,779	483,759
7308906000	COLUMNS PILLARS POSTS BEAMS GIRDERS ETC NESOI	KG	497,876	1,209,476
	CANADA		188,667	230,514
	CHILE		53,478	70,925
	CHINA (TAIWAN)		8,714	5,935
	GERMANY		53,836	259,771
	ITALY		20,097	32,868
	LUXEMBOURG		5,010	8,373
	MEXICO		62,760	392,779
	SPAIN		59,492	62,340
	TURKEY		41,672	136,765
	VENEZUELA		4,150	9,206
7308907000	STEEL GRATING	KG	371,297	292,511
	VENEZUELA		371,297	292,511
7308909530	SHEET-METAL ROOFNG SIDING FLRING ETC, IRON OR STEL	KG	966,210	1,099,936
	ARGENTINA		31,276	23,474
	CANADA		58,298	90,763
	CHINA,PEOPLE'S REP.(MAINLAND)		18,473	12,900
	CYPRUS		9,378	4,650
	ITALY		234,000	387,374
	MEXICO		100,780	203,462
	NETHERLANDS		133,322	40,880
	PORTUGAL		164,860	194,335
	RUSSIA		137,203	61,099
	UKRAINE		14,764	9,625
	VENEZUELA		63,856	71,374
7308909560	ARCHITECTURAL AND ORNAMENTAL WORK, IRON OR STEEL	KG	8,140	23,411
	CHINA (TAIWAN)		2,332	7,117
	MEXICO		5,808	16,294
7308909590	STRUCTURES AND PARTS ETC NESOI IRON OR STEEL	KG	5,787,019	74,290,598
	CANADA		83,619	86,334
	CHILE		3,830	10,432
	CHINA (TAIWAN)		17,412	62,037
	CHINA,PEOPLE'S REP.(MAINLAND)		165,100	155,384
	COLOMBIA		16,937	58,140
	DOMINICAN REPUBLIC		979	4,820
	GERMANY		1,933	7,840
	ITALY		10,200	84,093
	MEXICO		1,025,735	3,831,322
	NETHERLANDS		3,071	35,487
	PANAMA		17,639	12,785
	PERU		17,820	55,453
	SPAIN		753,673	2,995,174
	SWEDEN		2,894,329	60,964,493
	UNITED KINGDOM OF GT BRITAIN		752,778	5,879,709
	VENEZUELA		21,964	47,095
7309000030	TANKS, IOS CAP OV 300L NT INS NT MCH THRML NF GAS	NO	171	251,747
	CHINA (TAIWAN)		150	27,000
	DOMINICAN REPUBLIC		3	17,700
	SOUTH AFRICA,REP.OF		1	18,313
	SPAIN		2	12,074
	UNITED KINGDOM OF GT BRITAIN		15	176,660
7309000090	RESVRS VTS A SIM CNTNRS IOS CAP OV 300L NF GASES	NO	85	647,228
	CANADA		1	30,000
	GERMANY		54	409,140
	ITALY		21	175,447
	JAPAN		1	5,199
	SPAIN		4	3,192
	UNITED KINGDOM OF GT BRITAIN		4	24,250

TABLE - 2 IMPORTS INTO PUERTO RICO FROM FOREIGN COUNTRIES, BY COMMODITY AND COUNTRY OF ORIGIN
FISCAL YEAR 2003

COMM CODE	DESCRIPTION AND COUNTRY	UNIT	QUANTITY	VALUE - $
7310100010	EMPTY STL DRMS A BBLS CAP OVR 50L, UND 300 LTRS	NO	8,322	403,089
	CHINA (TAIWAN)		942	28,599
	GERMANY		1,775	230,532
	ITALY		1	8,750
	JAMAICA		2,640	64,311
	SWITZERLAND		2,964	70,897
7310100050	TANKS CASKS CANS BOXES ETC NES IR/ST CAPAC 50-300L	X		329,181
	BELGIUM			62,910
	BRAZIL			18,361
	CHINA,PEOPLE'S REP.(MAINLAND)			11,575
	COLOMBIA			15,440
	GERMANY			148,726
	ITALY			41,565
	MEXICO			2,309
	VENEZUELA			28,295
7310210025	CANS,SLDRD/CRMPD CLSR,IOS,CIRC CS,11.4-26.6 LTRS	NO	1,200	12,429
	CHINA (TAIWAN)		200	2,400
	CHINA,PEOPLE'S REP.(MAINLAND)		1,000	10,029
7310210050	CANS,SOLDRD/CRMPD CLSR,IOS,CIR CS, UN 50 LTR,NESOI	NO	35,263,914	3,690,478
	BELGIUM		59,766	82,855
	DENMARK		260,915	184,589
	DOMINICAN REPUBLIC		34,856,148	3,409,587
	ECUADOR		86,800	9,548
	PANAMA		285	3,899
7310290050	OTH TNKS CSKS DRMS CNS BXS ETC IOS NESOI UN 50 LTR	NO	128,569	203,105
	CHINA,PEOPLE'S REP.(MAINLAND)		17,655	106,989
	DOMINICAN REPUBLIC		109,504	13,815
	GERMANY		994	63,417
	ITALY		416	18,884
7311000030	SMLS STEEL CONTAINRS FOR GAS, NT OVRWRPD, EXEMPT	NO	338	13,716
	DOMINICAN REPUBLIC		338	13,716
7311000060	IRON OR STEEL PRESSURE CONTAINERS, CERT OR EXM NES	NO	401	5,525
	MEXICO		401	5,525
7311000090	IRON OR STEEL PRESSURE CONTAINERS NESOI	NO	12,243	375,880
	CHINA,PEOPLE'S REP.(MAINLAND)		1,319	16,779
	MEXICO		314	8,031
	PORTUGAL		6,160	211,910
	VENEZUELA		4,450	139,160
7312101070	STRANDED WIRE OF STAINLESS STEEL, NESOI	KG	471	2,745
	CHINA (TAIWAN)		471	2,745
7312102000	STRANDED WIRE, IRN/STL EXC STAINLESS, FITTED/ARTIC	KG	763	4,698
	CHINA (TAIWAN)		568	2,142
	JAPAN		195	2,556
7312103005	TIRE CORD, STRANDED WIRE, IRN/STL EXC STAINLESS	KG	1	7,220
	ITALY		1	7,220
7312103012	STRND WR FR PRSTRSNG CONCRTE,IOS NT STNLSS,NESOI	KG	786,289	396,356
	BRAZIL		786,289	396,356
7312103065	ACSR CORE STRAND, GALVANZD IRN OR STEEL NESOI	KG	2,968	6,178
	CHINA,PEOPLE'S REP.(MAINLAND)		2,968	6,178
7312103070	STRND WR GLVNZED IOS,CVRD W TXTL O NONMTLC MTRL	KG	58,332	61,151
	BRAZIL		39,720	30,187
	CHINA (TAIWAN)		6,520	5,793
	CHINA,PEOPLE'S REP.(MAINLAND)		12,092	25,171
7312103074	STRANDED WIRE OF GALVANIZED IRON OR STEEL, NESOI	KG	47,834	49,083
	BRAZIL		2,304	5,400
	MEXICO		39,552	26,534
	SPAIN		5,978	17,149
7312103080	OTHER STRANDED WIRE OF IRON OR STEEL, NESOI	KG	36,521	22,488
	GERMANY		41	2,038
	VENEZUELA		36,480	20,450
7312107000	ROPES CABLES CORDAGE EX STRND IR/ST EX SS W FTTNGS	KG	7,928	82,969
	CHINA (TAIWAN)		2,687	25,188
	CHINA,PEOPLE'S REP.(MAINLAND)		1,978	3,636
	COLOMBIA		2,058	29,206
	ITALY		230	2,567
	JAPAN		975	22,372
7312109030	ROPES CABLS CORDGE EX STRND NES GALV DIAM NOV9.5 I	KG	38,503	39,593
	CHINA,PEOPLE'S REP.(MAINLAND)		12,799	16,916

TABLE - 2 IMPORTS INTO PUERTO RICO FROM FOREIGN COUNTRIES, BY COMMODITY AND COUNTRY OF ORIGIN
FISCAL YEAR 2003

COMM CODE	DESCRIPTION AND COUNTRY	UNIT	QUANTITY	VALUE - $
	COLOMBIA		24,137	19,748
	KOREA,REP. OF (SOUTH KOREA)		1,567	2,929
7312109060	ROPES CBLS CORD EX STRND NES GLV DIAM OV9.5MM IOS	KG	25,658	27,950
	KOREA,REP. OF (SOUTH KOREA)		25,658	27,950
7312109090	ROPE CABLE CORDAGE EX STRND WR IRN/ST EX SS NESOI	KG	26,746	27,621
	CHINA,PEOPLE'S REP.(MAINLAND)		23,276	14,862
	GERMANY		488	7,187
	KOREA,REP. OF (SOUTH KOREA)		2,982	5,572
7312900000	PLAITED BANDS, SLINGS ETC, IRON OR STEEL NESOI	KG	188,137	144,482
	BELGIUM		45,862	27,461
	BRAZIL		38,664	24,725
	CHILE		9,584	37,600
	CHINA,PEOPLE'S REP.(MAINLAND)		20,457	11,828
	COLOMBIA		25,731	14,306
	GERMANY		47,839	28,562
7313000000	BARBED WIRE AND TWISTED WIRE FOR FENCING, IRON/STL	KG	647,970	361,553
	BRAZIL		194,246	97,272
	CHINA,PEOPLE'S REP.(MAINLAND)		85,526	46,206
	COLOMBIA		23,090	11,832
	COSTA RICA		31,214	18,097
	ECUADOR		49,937	26,644
	MEXICO		228,501	137,875
	VENEZUELA		35,456	23,627
7314141000	WVN STNLS STEEL CLTH, MESH<12 WIRE-LINEAL CM,NESOI	M2	509	2,564
	MEXICO		509	2,564
7314190000	WOVEN WIRE PRODUCTS OF IRON OR STEEL, EXC STNLS.	M2	229	45,723
	GERMANY		229	45,723
7314200000	GRILL NETTING FENCING WLD IR/ST WR 3MMCS 100CM2MSH	KG	40,415	38,849
	INDIA		40,415	38,849
7314311000	WIRE FENCNG IR/STL CTD/PLTD W ZN, WELDED AT INTRSC	KG	563,209	383,374
	CHINA (TAIWAN)		33,963	23,273
	CHINA,PEOPLE'S REP.(MAINLAND)		437,696	298,074
	DOMINICAN REPUBLIC		49,533	38,056
	HONG KONG		36,730	20,446
	MEXICO		5,287	3,525
7314315000	GRILL-NETTING IRON/STEEL WELD INTRSCTN PLTD/CTD ZN	KG	902,095	562,491
	CHINA (TAIWAN)		22,581	15,380
	CHINA,PEOPLE'S REP.(MAINLAND)		796,417	506,726
	DOMINICAN REPUBLIC		30,110	10,326
	HONG KONG		49,220	27,429
	MEXICO		3,767	2,630
7314410030	CHAIN LINK FENCING, IOS, PLATED/COATED WITH ZINC	KG	478,221	287,091
	MEXICO		478,221	287,091
7314410060	OTH IOS GRLL,NTTG,FNCG,NT CHN LNK,PLTD/CTD W ZINC	KG	134,280	102,470
	CHINA,PEOPLE'S REP.(MAINLAND)		101,331	77,375
	MEXICO		32,949	25,095
7314420030	CHAIN LINK FENCING, IOS, COATED WITH PLASTIC	KG	60,674	42,731
	MEXICO		60,674	42,731
7314420060	OTHR GRLL,NTTNG,FNCNG,IOS,NT CHN LNK,CTD W PLSTC	KG	25,398	25,900
	CHINA,PEOPLE'S REP.(MAINLAND)		25,398	25,900
7314493000	OTH GRILL NETTNG FENCNG IRN/STL NOT CUT TO SHAPE	KG	30,629	21,046
	CHINA,PEOPLE'S REP.(MAINLAND)		21,881	12,996
	VENEZUELA		8,748	8,050
7314500000	EXPANDED METAL, IRON OR STEEL	M2	146,923	770,098
	CHINA,PEOPLE'S REP.(MAINLAND)		1,900	16,714
	KOREA,REP. OF (SOUTH KOREA)		18,982	62,650
	MEXICO		72,071	412,648
	SOUTH AFRICA,REP.OF		53,970	278,086
7315110005	ROLLER CHAIN FOR MOTOR VEHICLES, OF IRON OR STEEL	KG	230	3,840
	KOREA,REP. OF (SOUTH KOREA)		230	3,840
7315110010	BICYCLE CHAINS, IR/ST NOV 50MM PTCH MRTH 3PTS/PTCH	KG	3,706	15,046
	CHINA (TAIWAN)		3,706	15,046
7315110060	OTHER ROLLER CHAIN OF IRON OR STEEL NESOI	KG	13,729	176,071
	CHINA (TAIWAN)		3,634	42,332
	FRANCE		59	7,284
	GERMANY		8,028	116,751
	NETHERLANDS		2,008	9,704
7315120040	WELDED STEEL ARTICULATED LINK CHAIN, NESOI	KG	3,578	2,819

TABLE - 2 IMPORTS INTO PUERTO RICO FROM FOREIGN COUNTRIES, BY COMMODITY AND COUNTRY OF ORIGIN
FISCAL YEAR 2003

COMM CODE	DESCRIPTION AND COUNTRY	UNIT	QUANTITY	VALUE - $
	MEXICO		3,578	2,819
7315120080	ARTICULATED LINK CHAIN OF IRON OR STEEL NESOI	KG	20,658	38,286
	CHINA,PEOPLE'S REP.(MAINLAND)		2,225	10,352
	GERMANY		341	6,532
	SPAIN		18,092	21,402
7315190000	PARTS OF ARTICULATED LINK CHAIN OF IRON OR STEEL	KG	60,393	423,818
	GERMANY		1,553	22,566
	INDIA		58,497	395,842
	NETHERLANDS		343	5,410
7315810000	STUD LINK CHAIN OF IRON OR STEEL	KG	1,281	2,002
	CHINA (TAIWAN)		1,281	2,002
7315821000	WELDED LINK CHAIN NESOI ALY STL NOV 10MM DIAMTR	KG	48,795	50,259
	MEXICO		30,457	27,280
	SPAIN		18,338	22,979
7315823000	WELDED LINK CHAIN NESOI ALY STL OVER 10MM IN DIAM	KG	4,206	4,341
	MEXICO		4,206	4,341
7315825000	WELDED LINK CHAIN NESOI IR/NAL STL NOV 10MM DIAM	KG	35,878	40,071
	CHINA (TAIWAN)		790	3,002
	CHINA,PEOPLE'S REP.(MAINLAND)		16,198	18,661
	MEXICO		18,890	18,408
7315827000	WELDED LNK CHAN, NESOI IR/NAL ST OV 10MM IN DIAM	KG	11,314	19,151
	CHINA,PEOPLE'S REP.(MAINLAND)		11,103	14,841
	ITALY		211	4,310
7315891000	OTH IR/ST CHAIN NESOI RND LINKS, NOV 8MM IN DIAM	KG	593	2,266
	CHINA,PEOPLE'S REP.(MAINLAND)		593	2,266
7315895000	OTHER IRN/STL CHAIN NESOI, NOT W ROUND LINKS	KG	27,219	85,041
	CHINA (TAIWAN)		13,977	45,106
	CHINA,PEOPLE'S REP.(MAINLAND)		8,048	9,135
	GERMANY		114	21,477
	MEXICO		4,696	3,773
	SPAIN		384	5,550
7315900000	PARTS OF IRN/STL CHAIN EXC ARTICULATED LINK CHAIN	KG	13,364	13,384
	CHINA (TAIWAN)		1,925	3,009
	MEXICO		11,439	10,375
7316000000	ANCHORS, GRAPNELS AND PARTS THEREOF, OF IRON/STEEL	X		72,777
	CANADA			39,946
	CHINA (TAIWAN)			6,771
	CHINA,PEOPLE'S REP.(MAINLAND)			4,530
	VENEZUELA			21,530
7317001000	THUMB TACKS; IRON/STEEL; EXCL HEADS OF COPPER	KG	1,976	4,845
	CHINA,PEOPLE'S REP.(MAINLAND)		1,976	4,845
7317002000	NAILS ETC FOR POWDER-ACTUATED HNDTLS NOT THREADED	KG	1,878	5,004
	PORTUGAL		1,878	5,004
7317005506	IRON/STL COLLATD NAIL;1-PC CONSTRCT;RND WIRE;NESOI	KG	122,128	84,308
	CHINA (TAIWAN)		7,084	15,235
	CHINA,PEOPLE'S REP.(MAINLAND)		20,815	11,177
	COSTA RICA		73,527	30,924
	GERMANY		440	17,280
	MEXICO		2,626	2,002
	TRINIDAD AND TOBAGO		17,636	7,690
7317005520	IRON/STL NAIL;OTHER;SMOOTH SHANK;NOT COATED/PLATED	KG	467,898	243,100
	CHINA (TAIWAN)		635	3,912
	CHINA,PEOPLE'S REP.(MAINLAND)		104,525	88,152
	DOMINICAN REPUBLIC		20,140	8,026
	TRINIDAD AND TOBAGO		342,598	143,010
7317005530	IRON/STL GALVANZD NAILS;SMOOTH SHANK;1-PC CNSTRCTN	KG	230,097	125,044
	CHINA (TAIWAN)		3,358	7,355
	CHINA,PEOPLE'S REP.(MAINLAND)		52,277	41,045
	COLOMBIA		135,514	56,697
	DOMINICAN REPUBLIC		10,627	6,048
	ITALY		330	2,005
	MEXICO		3,292	2,093
	TRINIDAD AND TOBAGO		24,699	9,801
7317005550	IRON/STL NAIL; OTHER; SMOOTH SHANK; COATED; NESOI	KG	48,280	47,628
	CHINA,PEOPLE'S REP.(MAINLAND)		29,294	36,325
	COLOMBIA		1,190	2,548
	TRINIDAD AND TOBAGO		17,796	8,755
7317005560	IRON/STL NAIL;OTH;NOT SMOOTH SHANK;NOT COATED/PLTD	KG	240,663	144,870

TABLE - 2 IMPORTS INTO PUERTO RICO FROM FOREIGN COUNTRIES, BY COMMODITY AND COUNTRY OF ORIGIN
FISCAL YEAR 2003

COMM CODE	DESCRIPTION AND COUNTRY	UNIT	QUANTITY	VALUE - $
	CHINA,PEOPLE'S REP.(MAINLAND)		129,787	69,307
	KOREA,REP. OF (SOUTH KOREA)		94,676	66,340
	TRINIDAD AND TOBAGO		16,200	9,223
7317005570	IRON/STL GALVANZD NAILS; OTHER; NOT SMOOTH SHANK	KG	203,124	165,380
	CHINA (TAIWAN)		154,900	132,937
	CHINA,PEOPLE'S REP.(MAINLAND)		43,888	30,244
	COSTA RICA		4,336	2,199
7317005590	IRON/STL NAILS;OTHER;NOT SMOOTH SHANK;COATED;NESOI	KG	451,807	306,736
	CHINA (TAIWAN)		5,100	13,155
	CHINA,PEOPLE'S REP.(MAINLAND)		76,667	67,787
	COLOMBIA		29,192	52,449
	COSTA RICA		245,963	106,691
	ITALY		13,603	22,704
	MEXICO		27,933	19,621
	TRINIDAD AND TOBAGO		53,349	24,329
7317006530	IRON/STL NAILS;1-PIECE CNTRCTN;NOT ROUND WIRE; CUT	KG	387,900	341,189
	CHINA,PEOPLE'S REP.(MAINLAND)		347,661	326,814
	INDIA		40,239	14,375
7317006560	IRON/STL NAILS;1-PC CNSTCTN;NOT ROUND WIRE;NOT CUT	KG	126,345	185,401
	CHINA (TAIWAN)		13,972	42,222
	CHINA,PEOPLE'S REP.(MAINLAND)		1,581	2,688
	COLOMBIA		36,243	61,668
	GERMANY		1,345	4,245
	INDIA		20,380	5,975
	ITALY		9,754	50,872
	TRINIDAD AND TOBAGO		24,700	9,801
	VENEZUELA		18,370	7,930
7317007500	IRON/STL NAILS;EXCL COPPER HEADS;2 OR MORE PIECES	KG	16,597	46,139
	CHINA (TAIWAN)		249	5,643
	CHINA,PEOPLE'S REP.(MAINLAND)		16,348	40,496
7318120000	OTHER WOOD SCREWS OF IRON/STEEL;THREADED;NOT COACH	KG	5,237	9,739
	CHINA (TAIWAN)		1,797	5,105
	CHINA,PEOPLE'S REP.(MAINLAND)		3,440	4,634
7318130030	SCREW HOOKS OR RINGS IOS THREAD DIAM LS THN 6MM	KG	1,508	2,943
	CHINA,PEOPLE'S REP.(MAINLAND)		1,508	2,943
7318141030	SELF-TAP SCREW;STNLS STEEL;SHANK/THREAD DIAM <6mm	KG	25,146	70,922
	CHINA (TAIWAN)		22,770	62,563
	CHINA,PEOPLE'S REP.(MAINLAND)		2,376	8,359
7318141060	SELF-TAP SCREW;IRON/STL OTH;SHANK/THREAD DIAM <6mm	KG	88,105	242,135
	CHINA (TAIWAN)		79,076	168,024
	CHINA,PEOPLE'S REP.(MAINLAND)		6,120	49,115
	PORTUGAL		2,272	2,996
	SINGAPORE		637	22,000
7318145000	SELF-TAPPING SCREWS IRN/STL THREAD DIAM 6MM OR MOR	KG	20,914	74,316
	CHINA (TAIWAN)		19,343	68,791
	CHINA,PEOPLE'S REP.(MAINLAND)		1,571	5,525
7318152010	BOLTS INC W NUTS/WSHRS, IRN/STL THREADS LS THN 6MM	KG	25,546	62,005
	CHINA (TAIWAN)		25,546	62,005
7318152030	STRUCTURAL BOLTS, IRON/STEEL, THREAD DIAM 6MM OM	KG	126,348	161,066
	CHINA (TAIWAN)		85,736	131,368
	CHINA,PEOPLE'S REP.(MAINLAND)		40,612	29,698
7318152040	BENT BOLTS, IRON/STEEL, THREAD DIAM 6MM OR MORE	KG	14,543	8,294
	CHINA,PEOPLE'S REP.(MAINLAND)		14,543	8,294
7318152050	BOLTS, IRON/STEEL, ROUND HEADS, THRDS 6MM OM NESOI	KG	7,959	8,481
	SWEDEN		7,959	8,481
7318152060	BOLTS W HEXAGONL HEADS, IR/STL, THRDS 6MM OM NESOI	KG	110,903	155,922
	CANADA		17,854	30,513
	CHINA (TAIWAN)		69,965	85,924
	CHINA,PEOPLE'S REP.(MAINLAND)		18,765	15,780
	COLOMBIA		104	3,483
	JAPAN		161	2,222
	UNITED KINGDOM OF GT BRITAIN		4,054	18,000
7318152090	BOLTS AND BLTS W NUTS/WSHRS IR/ST THRFDS 6MM OM NE	KG	390,528	508,571
	BRAZIL		62,008	67,776
	CANADA		75,899	109,716
	CHILE		229	7,089
	CHINA (TAIWAN)		120,969	185,775
	CHINA,PEOPLE'S REP.(MAINLAND)		128,595	121,316

TABLE - 2 IMPORTS INTO PUERTO RICO FROM FOREIGN COUNTRIES, BY COMMODITY AND COUNTRY OF ORIGIN
FISCAL YEAR 2003

COMM CODE	DESCRIPTION AND COUNTRY	UNIT	QUANTITY	VALUE - $
	FRANCE		9	4,107
	ITALY		806	2,507
	MEXICO		835	4,184
	SPAIN		433	2,101
	VENEZUELA		745	4,000
7318154000	MACHINE SCREWS, IOS, LENGTH 9.5MM OM DIAM 3.2MM OM	KG	21,148	35,443
	CHINA (TAIWAN)		20,621	29,713
	ITALY		527	5,730
7318155030	STUDS OF STAINLESS STEEL, THREADED	KG	5,543	45,665
	CHINA (TAIWAN)		2,419	18,745
	CHINA,PEOPLE'S REP.(MAINLAND)		3,124	26,920
7318155060	OTHER STUDS OF IRON OR STEEL, THREADED	KG	182,496	208,752
	CHINA (TAIWAN)		18,233	21,011
	CHINA,PEOPLE'S REP.(MAINLAND)		161,861	158,629
	MEXICO		1,982	9,934
	SWEDEN		420	19,178
7318156060	SCREWS NESOI; IRON/STEEL; SHANK/THREAD DIAM <6mm	KG	8,352	83,208
	CHINA (TAIWAN)		8,352	83,208
7318158055	SCREW STNL STL W HEXAGONL HDS THRD DIAM >= 6MM NES	KG	77	2,463
	PANAMA		77	2,463
7318158065	SCREW IRON/STL HEXAGONL HEADS THRD DIAM >= 6MM NES	KG	2,647	14,000
	CHINA,PEOPLE'S REP.(MAINLAND)		1,851	7,584
	COLOMBIA		719	4,240
	JAPAN		77	2,176
7318158080	OTH SCREWS, IRN/STL, W THREAD DIAM 6MM OR MR NESOI	KG	17,543	100,423
	CHINA (TAIWAN)		15,174	60,695
	CHINA,PEOPLE'S REP.(MAINLAND)		1,308	5,358
	COLOMBIA		820	6,282
	GERMANY		157	10,190
	UNITED KINGDOM OF GT BRITAIN		84	17,898
7318160030	LOCKING LUGNUTS OF IRON OR STEEL	KG	24,084	67,425
	CHINA (TAIWAN)		23,413	65,115
	GERMANY		671	2,310
7318160085	OTHER THREADED NUTS OF IRON OR STEEL, NESOI	KG	41,282	125,223
	CHINA (TAIWAN)		22,408	66,739
	CHINA,PEOPLE'S REP.(MAINLAND)		12,933	13,500
	GERMANY		4,276	8,640
	JAPAN		1,665	36,344
7318190000	THREADED ARTICLES OF IRON OR STEEL, NESOI	KG	67,198	78,983
	CHINA (TAIWAN)		4,444	5,192
	CHINA,PEOPLE'S REP.(MAINLAND)		58,999	57,611
	KOREA,REP. OF (SOUTH KOREA)		3,755	16,180
7318220000	WASHERS OTHER THAN LOCK WASHERS, IRON OR STEEL	KG	35,840	46,655
	BRAZIL		12,082	13,216
	CHINA (TAIWAN)		5,552	6,333
	CHINA,PEOPLE'S REP.(MAINLAND)		17,927	19,353
	JAPAN		279	7,753
7318230000	RIVETS OF IRON OR STEEL	KG	104,123	461,292
	CHINA (TAIWAN)		7,635	13,568
	CHINA,PEOPLE'S REP.(MAINLAND)		17,251	45,890
	KOREA,REP. OF (SOUTH KOREA)		79,237	401,834
7318290000	OTH NON-THREADED ARTICLES (FASTNRS) IRN/STL NESOI	KG	34,184	98,445
	CHINA (TAIWAN)		9,402	29,202
	CHINA,PEOPLE'S REP.(MAINLAND)		23,568	28,827
	IRELAND		400	11,689
	SPAIN		814	28,727
7319100000	SEWING, DARNING OR EMBROIDERY NEEDLES, IRON OR STL	THS	179	19,245
	CHINA,PEOPLE'S REP.(MAINLAND)		179	19,245
7319200010	SAFETY PINS ON CARDS, IRON OR STEEL	GRS	300	12,987
	CHINA,PEOPLE'S REP.(MAINLAND)		300	12,987
7319200050	SAFETY PINS NOT ON CARDS, IRON OR STEEL	GRS	5,965	14,916
	CHINA (TAIWAN)		1,527	3,545
	CHINA,PEOPLE'S REP.(MAINLAND)		4,438	11,371
7319301000	DRESSMAKERS' OR COMMON PINS, IRON OR STEEL	KG	436	4,380
	CHINA,PEOPLE'S REP.(MAINLAND)		436	4,380
7319305010	PUSH PINS OF IRON OR STEEL	KG	2,974	6,330
	CHINA,PEOPLE'S REP.(MAINLAND)		2,974	6,330
7319305050	PINS OF IRON OR STEEL, NESOI	KG	310	4,110

TABLE - 2 IMPORTS INTO PUERTO RICO FROM FOREIGN COUNTRIES, BY COMMODITY AND COUNTRY OF ORIGIN
FISCAL YEAR 2003

COMM CODE	DESCRIPTION AND COUNTRY	UNIT	QUANTITY	VALUE - $
	CHINA,PEOPLE'S REP.(MAINLAND)		310	4,110
7319900000	KNITTING NEEDLES AND SIMILAR ARTICLES, IRN/STL NES	X		18,011
	CHINA (TAIWAN)			3,380
	CHINA,PEOPLE'S REP.(MAINLAND)			8,900
	IRELAND			3,090
	SPAIN			2,641
7320106060	LEAF SPRINGS, VEH SUSP, OTHER, OF IRON OR STEEL	KG	6,928	13,401
	CANADA		6,928	13,401
7320109060	LEAF SPRINGS AND LVS THEREFOR, OTH, OTH, IRON/STL	KG	177	6,020
	CANADA		177	6,020
7320201000	HELICAL SPRINGS SUITBLE FR MOTOR-VEHCL SUSP IR/STL	KG	14,947	16,960
	JAPAN		178	2,454
	MEXICO		14,769	14,506
7320905010	OTHER SPRINGS OF IOS WIRE FOR USE IN HEADING 9404	KG	54,022	51,578
	DOMINICAN REPUBLIC		14,600	9,051
	SOUTH AFRICA,REP.OF		39,422	42,527
7320905020	OTHER SPRINGS OF IRON OR STEEL WIRE, NESOI	KG	6,497	17,662
	CHINA,PEOPLE'S REP.(MAINLAND)		6,003	7,668
	JAPAN		494	9,994
7320905060	SPRINGS OF IRON OR STEEL, OTHER THAN OF WIRE NESOI	KG	19,151	434,009
	FRANCE		59	10,461
	GERMANY		11	2,665
	JAPAN		19,056	415,430
	UNITED KINGDOM OF GT BRITAIN		25	5,453
7321111030	PORTBL STOVES & RANGES, GAS OR GAS AND OTHER FUELS	NO	16,288	226,188
	CHINA,PEOPLE'S REP.(MAINLAND)		14,808	89,268
	COLOMBIA		240	2,480
	COSTA RICA		1,240	134,440
7321111060	OTHR PRTBL CKNG APPLNCS/PLTE WMRS GAS O GAS & OTHR	NO	303	7,576
	BRAZIL		28	3,588
	CHINA,PEOPLE'S REP.(MAINLAND)		275	3,988
7321113000	NONPORTBL COOKNG STOVES OR RANGES IOS FOR GAS	NO	57,314	6,069,435
	BRAZIL		22,731	1,381,245
	CHINA,PEOPLE'S REP.(MAINLAND)		2,425	24,234
	COSTA RICA		1,483	142,536
	MEXICO		30,536	4,510,300
	PERU		139	11,120
7321116000	NNPRTBL COOKNG APPLNCS A PLTE WMRS NESOI IOS GAS	NO	1,460	615,788
	ARGENTINA		1	2,936
	BRAZIL		204	22,157
	CHINA,PEOPLE'S REP.(MAINLAND)		812	388,430
	DOMINICAN REPUBLIC		3	5,000
	HONG KONG		440	197,265
7321120000	COOKNG APPLNCS AND PLT WRMRS, IRN/STL FOR LIQ FUEL	NO	84	78,204
	CHINA,PEOPLE'S REP.(MAINLAND)		84	78,204
7321130020	HIBACHIS OF IRON OR STEEL (FOR SOLID FUEL) PORTBLE	NO	3,600	5,940
	CHINA,PEOPLE'S REP.(MAINLAND)		3,600	5,940
7321130040	OTH PORTBL COOKNG APPLNCS, IRN/STL FOR SOLID FUEL	NO	24,621	126,083
	ARGENTINA		26	7,001
	CHINA,PEOPLE'S REP.(MAINLAND)		24,595	119,082
7321815000	OTH NON-PORT DOMESTIC APPL IOS NESOI FOR GAS FUEL	NO	487	41,258
	ITALY		487	41,258
7321821000	OTH PORT DOMESTIC APPL, IOS, FOR LIQUID FUEL, NES	NO	15	5,230
	BELGIUM		15	5,230
7321902000	TOP SURFCE PNLS W/WO BRNRS/CNTRLS,SBHDG 7321.11.30	X		3,756
	MEXICO			3,756
7321904000	DR PNLS W INR O OTR PNL/WNDW/INSL,SBHDG 7321.11.3	X		5,757
	BRAZIL			5,757
7321905000	OTHER PARTS FOR ARTICLES IN SUBHEADING 7321.11.30	X		44,530
	CHINA (TAIWAN)			2,118
	CHINA,PEOPLE'S REP.(MAINLAND)			2,304
	MEXICO			38,040
	SPAIN			2,068
7321906030	PARTS OTHER CKNG APPL A PLT WRMRS IOS	X		34,550
	CHINA (TAIWAN)			26,075
	MEXICO			8,475
7321906090	PARTS OTHR NONELCTRC CKNG APPLNCS, IRON OR STEEL	X		5,882
	CHINA (TAIWAN)			5,882

TABLE - 2 IMPORTS INTO PUERTO RICO FROM FOREIGN COUNTRIES, BY COMMODITY AND COUNTRY OF ORIGIN
FISCAL YEAR 2003

COMM CODE	DESCRIPTION AND COUNTRY	UNIT	QUANTITY	VALUE - $
7322110000	RADIATORS FOR CENTRL HTNG AND PARTS, CAST IRON	X		4,141
	CHINA (TAIWAN)			4,141
7323100000	IOS WOOL, SCOURING PADS, GLOVES ETC, IRON OR STEEL	KG	27,946	87,653
	CANADA		556	2,040
	CHINA,PEOPLE'S REP.(MAINLAND)		17,432	53,730
	ITALY		781	9,319
	MEXICO		9,177	22,564
7323915040	TBL, KITCHN, HSHLD ARTIC, NESOI, CSTIRN NOT ENAMAL	X		2,436
	CHINA,PEOPLE'S REP.(MAINLAND)			2,436
7323920040	TBL, KITCH, HSHLD ARTC, ENM CSTIRN, NESOI	X		2,730
	CHINA,PEOPLE'S REP.(MAINLAND)			2,730
7323930015	TEAKETTLES OF STAINLESS STEEL, AND PARTS THEREOF	NO	3,675	6,276
	CHINA,PEOPLE'S REP.(MAINLAND)		3,600	3,708
	ITALY		75	2,568
7323930030	COOKING WARE OF STAINLESS STEEL, AND PARTS THEREOF	NO	35,126	65,594
	CHINA,PEOPLE'S REP.(MAINLAND)		29,424	22,671
	INDIA		4,000	15,420
	ITALY		1,128	12,611
	SPAIN		574	14,892
7323930035	BAKEWARE OF STAINLESS STEEL,	NO	608	20,940
	ITALY		258	8,220
	SPAIN		350	12,720
7323930045	CKING WARE OF STNLSS STL,NESOI	NO	128,427	218,791
	BRAZIL		18,128	98,450
	CHINA,PEOPLE'S REP.(MAINLAND)		55,704	31,337
	GERMANY		125	2,568
	INDIA		53,580	80,176
	NETHERLANDS		712	3,040
	SPAIN		178	3,220
7323930060	KITCHEN WARE OF STAINLESS STEEL, NESOI, AND PARTS	NO	268,963	419,207
	BRAZIL		184	6,263
	CHINA (TAIWAN)		10,726	34,635
	CHINA,PEOPLE'S REP.(MAINLAND)		105,345	130,725
	INDIA		152,490	245,063
	ITALY		218	2,521
7323930080	HOUSEHOLD ARTICLES, STAINLESS STEEL, NESOI A PARTS	NO	68,640	193,901
	CHINA (TAIWAN)		1,980	17,861
	CHINA,PEOPLE'S REP.(MAINLAND)		53,441	19,506
	GERMANY		123	2,028
	HONG KONG		411	3,944
	ITALY		3,564	24,774
	KOREA,REP. OF (SOUTH KOREA)		4,500	8,550
	SINGAPORE		906	41,688
	SPAIN		152	7,362
	SWITZERLAND		3,563	68,188
7323940020	COOKING WARE, ENAMLD STL, OTH THN STAINLS A PARTS	NO	45,317	91,917
	BRAZIL		1,020	6,242
	CHINA,PEOPLE'S REP.(MAINLAND)		24,620	53,800
	MEXICO		15,078	26,871
	SPAIN		551	2,478
	VENEZUELA		4,048	2,526
7323940021	BAKEWARE, ENAMLD IRON OR STL, NESOI	NO	1,414	2,238
	BRAZIL		1,414	2,238
7323940026	COOKING WARE, ENAMLD STL, IRON, NESOI	NO	64,658	158,843
	CHINA,PEOPLE'S REP.(MAINLAND)		64,658	158,843
7323940030	KITCHN WR, NES, ENAMELED STEEL OTH THN STNLS, PRTS	NO	57,496	54,900
	CHINA,PEOPLE'S REP.(MAINLAND)		41,736	14,358
	HONG KONG		365	4,182
	ITALY		547	11,198
	MEXICO		14,848	25,162
7323940040	COOKNG A KITCHN WR, ENAMLD IRON (NTCST) NES A PRTS	NO	592	9,668
	ARGENTINA		141	6,795
	COLOMBIA		451	2,873
7323940080	OTH HSHLD ARTIC NES ENAM IOS NTCST OR SS A PARTS	NO	56,834	37,783
	BRAZIL		6,300	2,016
	CHINA (TAIWAN)		21,856	12,316
	CHINA,PEOPLE'S REP.(MAINLAND)		25,288	15,009
	MEXICO		3,000	3,360

TABLE - 2 IMPORTS INTO PUERTO RICO FROM FOREIGN COUNTRIES, BY COMMODITY AND COUNTRY OF ORIGIN
FISCAL YEAR 2003

COMM CODE	DESCRIPTION AND COUNTRY	UNIT	QUANTITY	VALUE - $
	SINGAPORE		390	5,082
7323991000	L HSHLD ART IOS (NCST/NSS) A PTS CTD/PLTD SLVR	X		81,442
	BRAZIL			9,315
	CHINA,PEOPLE'S REP.(MAINLAND)			46,237
	FRANCE			11,398
	ITALY			12,465
	NETHERLANDS			2,027
7323993000	HSHLD ART IOS (NCST/NSS) A PTS CTD/PLTD PMTL NT SL	X		3,724
	BRAZIL			3,724
7323995030	KITCHN O TABLWR FOR FOOD/DRNK CONTACT, OF TINPLATE	X		21,457
	CHINA,PEOPLE'S REP.(MAINLAND)			3,640
	VENEZUELA			17,817
7323995060	TBL KTCHN OTH HSHLD ARTCLS NT FOOD/DRNK OF TINPLAT	X		59,546
	CHINA,PEOPLE'S REP.(MAINLAND)			59,546
7323997000	COOKNG WR, IOS (NT CSTIR OR SS) NT ENAM NT PM NESI	NO	98,490	103,618
	CHINA,PEOPLE'S REP.(MAINLAND)		95,156	57,806
	HONG KONG		2,300	39,100
	INDIA		1,034	6,712
7323999030	KTCHN O TBLWR FOOD/DRNK CNT CT NT COOKNGWR OF IOS	X		19,902
	CHINA,PEOPLE'S REP.(MAINLAND)			7,845
	GERMANY			2,103
	INDIA			9,954
7323999060	TABL, KITCHN O OTH HSHLD ARTC NOT COOKWR IOS NESOI	X		751,968
	BRAZIL			3,653
	CANADA			2,652
	CHINA (TAIWAN)			36,870
	CHINA,PEOPLE'S REP.(MAINLAND)			574,853
	GERMANY			4,107
	INDIA			4,587
	ITALY			83,216
	MEXICO			19,900
	SPAIN			22,130
7324100000	SINKS AND WASH BASINS OF STAINLESS STEEL	NO	29,588	549,472
	ARGENTINA		939	26,784
	BELGIUM		1,560	30,950
	CHINA (TAIWAN)		5,000	3,226
	ITALY		848	53,970
	MEXICO		6,308	133,445
	PORTUGAL		13,239	239,582
	SPAIN		1,244	38,565
	VENEZUELA		450	22,950
7324290000	BATHS OF IRON OR STEEL, OTHER THAN CAST IRON	NO	17,722	193,668
	CHINA (TAIWAN)		11,501	56,453
	ITALY		261	31,888
	SINGAPORE		400	7,213
	SPAIN		5,560	98,114
7324900000	OTHER SANITARY WARE, INCLUDING PARTS, IRN/ST NESOI	X		349,083
	ARGENTINA			4,142
	CHINA (TAIWAN)			196,855
	CHINA,PEOPLE'S REP.(MAINLAND)			18,312
	GERMANY			3,606
	ITALY			10,899
	MEXICO			23,915
	SPAIN			85,054
	TURKEY			6,300
7325100010	MANHOLE COVERS, RINGS A FRAMES, NONMALBL CAST IRON	KG	375,947	240,617
	BRAZIL		11,459	14,512
	COLOMBIA		83,171	78,688
	DOMINICAN REPUBLIC		94,310	36,859
	INDIA		147,612	64,758
	MEXICO		39,395	45,800
7325100025	NONMALLEABLE CAST IRON, CLEANOUT COVERS AND FRAME	KG	140	2,913
	CANADA		140	2,913
7325100030	NONMALLEABLE CAST IRON, VALVE AND SERVICE BOXES	KG	20,000	6,789
	INDIA		20,000	6,789
7325100080	OTHER NONMALLEABLE CAST IRON; NESOI	KG	254,113	360,115
	BRAZIL		217,444	322,668
	INDIA		18,784	6,417

TABLE - 2 IMPORTS INTO PUERTO RICO FROM FOREIGN COUNTRIES, BY COMMODITY AND COUNTRY OF ORIGIN
FISCAL YEAR 2003

COMM CODE	DESCRIPTION AND COUNTRY	UNIT	QUANTITY	VALUE - $
	MEXICO		17,885	31,030
7325991000	OTHER CAST IRON ARTICLES NESOI	KG	386,574	333,834
	CHINA,PEOPLE'S REP.(MAINLAND)		382,982	318,922
	GERMANY		3,592	14,912
7325995000	OTHER CAST ARTICLES OF STEEL	KG	39,753	42,781
	CHINA,PEOPLE'S REP.(MAINLAND)		1,095	3,024
	GERMANY		58	6,398
	INDIA		18,166	9,786
	MEXICO		11,106	6,243
	SPAIN		9,328	17,330
7326190000	OTH ARTIC IOS FRGD OR STMPD, NT FURTH WRKD, NESOI	KG	32,632	62,543
	BRAZIL		32,501	50,488
	FRANCE		131	12,055
7326200020	GARMENT WIRE HANGERS OF IRON OR STEEL	NO	4,035,120	115,901
	CHINA,PEOPLE'S REP.(MAINLAND)		120	6,991
	COLOMBIA		4,035,000	108,910
7326200070	OTHER ARTICLES OF IRON OR STEEL WIRE, NESOI	X		900,644
	BRAZIL			10,026
	CHILE			22,696
	CHINA (TAIWAN)			102,914
	CHINA,PEOPLE'S REP.(MAINLAND)			527,841
	COLOMBIA			10,945
	FRANCE			86,449
	HONG KONG			28,209
	JAPAN			88,933
	NETHERLANDS			6,453
	SPAIN			6,759
	VENEZUELA			9,419
7326901000	OTHER ARTICLES OF TINPLATE, NESOI (NOT HOUSEHOLD)	X		94,107
	CHINA,PEOPLE'S REP.(MAINLAND)			12,954
	DOMINICAN REPUBLIC			21,237
	ITALY			44,724
	PORTUGAL			2,530
	SPAIN			12,662
7326902500	CABLE/INNER WIRE FOR CALPR & CNTLVR BRAKES & CASNG	KG	1,411	5,664
	CHINA (TAIWAN)		1,411	5,664
7326904500	HORSE AND MULE SHOES OF IRON OR STEEL	KG	69,057	181,354
	ARGENTINA		217	3,000
	BRAZIL		17,250	33,950
	COLOMBIA		39,224	88,563
	GERMANY		1,296	4,720
	ITALY		1,119	6,479
	NETHERLANDS		8,799	40,473
	UNITED KINGDOM OF GT BRITAIN		1,152	4,169
7326908505	RODS FOR ELECTRICAL GROUNDING, OF IRON OR STEEL	KG	61,668	57,981
	BRAZIL		60,825	55,832
	CANADA		843	2,149
7326908530	HANGERS A SIM SUPPRTS FOR TUBES A PIPES, IRN/STEEL	KG	2,315	71,714
	CHINA (TAIWAN)		716	2,590
	CHINA,PEOPLE'S REP.(MAINLAND)		663	2,114
	FRANCE		676	54,109
	NETHERLANDS		260	12,901
7326908535	IRON/STEEL FENCE POSTS W/CORRUGATIONS,KNOBS,STUDS	KG	8,159	12,795
	INDIA		8,159	12,795
7326908560	LADDERS OF IRON OR STEEL	NO	12,934	56,507
	CHINA,PEOPLE'S REP.(MAINLAND)		12,934	56,507
7326908575	PAINT ROLLER FRAMES OF IRON OR STEEL	NO	341,808	122,553
	CHINA,PEOPLE'S REP.(MAINLAND)		341,808	122,553
7326908576	METAL HANDLES FOR BROOMS,MOPS PAINT APPLICATORS	NO	88,344	16,425
	HONG KONG		1,200	2,113
	ITALY		87,144	14,312
7326908586	ARTICLES OF IRON OR STEEL, NESOI	KG	535,666	1,271,882
	BELGIUM		91	2,395
	BRAZIL		7,630	17,880
	CANADA		8,451	82,256
	CHINA (TAIWAN)		32,418	120,036
	CHINA,PEOPLE'S REP.(MAINLAND)		296,047	483,693
	COLOMBIA		4,966	17,260

TABLE - 2 IMPORTS INTO PUERTO RICO FROM FOREIGN COUNTRIES, BY COMMODITY AND COUNTRY OF ORIGIN
FISCAL YEAR 2003

COMM CODE	DESCRIPTION AND COUNTRY	UNIT	QUANTITY	VALUE - $
	COSTA RICA		172	27,253
	FRANCE		114	3,052
	GREECE		365	3,410
	HONG KONG		7,299	35,709
	INDIA		64,642	67,861
	ITALY		29,715	201,486
	MEXICO		25,211	77,664
	NETHERLANDS		1,830	17,782
	SPAIN		7,999	41,575
	SWEDEN		177	5,000
	UNITED KINGDOM OF GT BRITAIN		4,391	19,250
	VENEZUELA		44,148	48,320
7326908587	ARTICLES OF IRON OR STEEL, NESOI	KG	526,491	1,096,850
	BRAZIL		1,360	32,400
	CHINA (TAIWAN)		26,299	115,443
	CHINA,PEOPLE'S REP.(MAINLAND)		222,652	394,117
	COLOMBIA		1,636	15,902
	DOMINICAN REPUBLIC		8,858	26,401
	FRANCE		3,785	39,701
	GERMANY		103	6,329
	INDIA		38,892	40,825
	IRELAND		1,394	13,597
	ITALY		13,336	97,476
	MEXICO		32,024	91,987
	NETHERLANDS		2,405	7,986
	PORTUGAL		63,720	64,232
	SAINT VINCENT AND GRENADINES		2,051	3,000
	SPAIN		936	23,320
	TURKEY		21,840	25,586
	UNITED KINGDOM OF GT BRITAIN		85	8,067
	VENEZUELA		85,115	90,481
	COPPER AND ARTICLES THEREOF	TOTAL	2,410,563	6,155,711
7407105010	BARS A RDS REF CPPR HVG A RCTNGLR CRSS SCTN	KG	360,236	798,122
	PERU		360,236	798,122
7407105050	BARS AND RODS NESOI OF REFINED COPPER	KG	19,732	42,000
	PERU		19,732	42,000
7407213000	BRASS PROFILES OTHER THAN HOLLOW	KG	53,648	86,884
	POLAND		53,648	86,884
7407295000	BARS AND RODS, COPPER ALLOY, NESOI	KG	5,929	13,895
	BRAZIL		5,929	13,895
7408190000	REF CU WIRE W MAX CRS-SCTN UNDER 6 MM	KG	204,963	302,888
	GERMANY		204,963	302,888
7408295000	WIRE, COPPER ALLOY NESOI, NOT COATED OR PLTD W MTL	KG	8,010	23,530
	COLOMBIA		8,010	23,530
7409115050	REF CU SHT STRP PLT UN5MM TH A UN 500 MM WIDE COIL	KG	15,023	43,829
	VENEZUELA		15,023	43,829
7409195000	RF CU PL SH STR MT CLD UN 5MM TH AT LST 500MM WIDE	KG	34,246	80,753
	GERMANY		34,246	80,753
7409210010	BRS PL SHT STRP IN COILS, AT LST 5MM THICK	KG	184,841	416,268
	PERU		184,841	416,268
7409210075	BS PL SH STR COILS 6N 500 WIDE UNDER 1.6MM THICK	KG	16,313	39,921
	NETHERLANDS		12,728	30,062
	VENEZUELA		3,585	9,859
7409210090	BS PL SH STR COILS UN 500MM WIDE OV 1.6MM THICK	KG	74,314	140,385
	HUNGARY		17,825	35,683
	POLAND		56,489	104,702
7409290075	BRS PL SH ST N C WD UN 500MM, UN 1.6MM THICK	KG	19,113	37,830
	POLAND		19,113	37,830
7409290090	BRS PL SH STR N C WDT UN 500MM OV 1.6 U 5MM THICK	KG	165,257	309,622
	POLAND		165,257	309,622
7410110000	COPPER FOIL, NOT BACKED, OF REFINED COPPER	KG	92,146	309,558
	NETHERLANDS		37,807	129,316
	SWEDEN		54,339	180,242
7410120030	FOIL OF COPPER-ZINC BASED ALLOYS (BRASS) NOT BACKE	KG	69,699	229,813
	NETHERLANDS		51,858	166,997
	SWEDEN		17,841	62,816

TABLE - 2 IMPORTS INTO PUERTO RICO FROM FOREIGN COUNTRIES, BY COMMODITY AND COUNTRY OF ORIGIN
FISCAL YEAR 2003

COMM CODE	DESCRIPTION AND COUNTRY	UNIT	QUANTITY	VALUE - $
7411101030	TUBE/PIPE REF CU SMLS OD 6MM NOV 16MM COIL ON SPLS	KG	105,566	306,802
	ARGENTINA		16,000	44,800
	MEXICO		89,566	262,002
7411101090	OTHER TUBES AND PIPES OF REFINED COPPER, SEAMLESS	KG	248,947	680,374
	CANADA		1,450	7,130
	CHILE		141,419	387,805
	MEXICO		45,925	118,887
	UNITED KINGDOM OF GT BRITAIN		60,153	166,552
7411105000	TUBES AND PIPES OF REFINED COPPER EXC SEAMLESS	KG	35,781	90,670
	CHINA,PEOPLE'S REP.(MAINLAND)		2,340	4,034
	MEXICO		19,417	49,614
	UNITED KINGDOM OF GT BRITAIN		14,024	37,022
7411211000	TUBES AND PIPES OF BRASS, SEAMLESS	KG	28,106	75,558
	CHINA,PEOPLE'S REP.(MAINLAND)		12,914	30,846
	UNITED KINGDOM OF GT BRITAIN		15,192	44,712
7411215000	TUBES AND PIPES OF BRASS, EXCEPT SEAMLESS	KG	123,011	257,467
	CHINA (TAIWAN)		701	2,316
	KOREA,REP. OF (SOUTH KOREA)		19,976	51,970
	MEXICO		79,622	147,095
	THAILAND		22,712	56,086
7411291000	PIPES AND TUBES OF COPPER ALLOYS, NESOI, SEAMLESS	KG	69,179	185,725
	CHINA,PEOPLE'S REP.(MAINLAND)		22,500	50,524
	MEXICO		46,679	135,201
7411295000	PIPES AND TUBES OF COPPER ALLOY NESOI NOT SEAMLESS	KG	249,149	685,691
	COLOMBIA		15,218	43,555
	VENEZUELA		233,931	642,136
7412100000	FITTINGS, PIPE AND TUBE OF REFINED COPPER	KG	46,300	120,875
	CHINA,PEOPLE'S REP.(MAINLAND)		44,924	114,275
	MEXICO		1,376	6,600
7412200025	THREADED NIPPLES, TUBE/PIPE FITTINGS OF BRASS	KG	4,549	16,583
	CHINA (TAIWAN)		524	2,438
	CHINA,PEOPLE'S REP.(MAINLAND)		4,025	14,145
7412200035	T/P FITTINGS, THREADED, OF BRASS, OTH THAN NIPPLES	KG	6,532	39,044
	CANADA		739	8,772
	CHINA (TAIWAN)		4,421	23,382
	CHINA,PEOPLE'S REP.(MAINLAND)		1,372	6,890
7412200045	OTHER TUBE OR PIPE FITTINGS, BRASS, NOT THREADED	KG	9,248	36,336
	CHINA (TAIWAN)		2,531	16,144
	CHINA,PEOPLE'S REP.(MAINLAND)		6,717	20,192
7412200065	THRD NIPPLES, T/P FITTINGS OF CU AL OTH THN BRASS	KG	7,977	37,658
	CHINA (TAIWAN)		7,977	37,658
7412200085	T/P FITTINGS OF CU AL OTH TN BRASS, OTH TN NIPPLES	KG	536	2,490
	CHINA,PEOPLE'S REP.(MAINLAND)		536	2,490
7412200090	OTH TUBE/PIPE FTNGS,CU ALLOY NT BRASS, NT THREADED	KG	7,061	29,786
	CHINA,PEOPLE'S REP.(MAINLAND)		7,061	29,786
7413005000	CABLE, ETC NESOI OF CU NT INS NT MD INTO ARTCLS	KG	38,581	57,611
	GERMANY		38,581	57,611
7414900000	CLTH GRLL A NETTG O CU WIRE; EXPNDED METAL OF COPR	KG	44	2,372
	UNITED KINGDOM OF GT BRITAIN		44	2,372
7415338010	THRD SCRWS NTS BLTS NESOI CU HVG SH TH 6MM OV DIAM	KG	622	3,296
	CHINA (TAIWAN)		622	3,296
7415390000	OTHER THREADED FASTENERS NESOI OF COPPER	KG	4,302	12,532
	CHINA (TAIWAN)		1,774	6,740
	COLOMBIA		2,528	5,792
7418195050	COPPER TABLE & OTH HSHLD ART/PRTS OTH BRASS, NESOI	KG	801	3,300
	THAILAND		801	3,300
7418201000	SANITARY WARE AND PARTS THEREOF OF BRASS	KG	24,177	236,497
	CHINA (TAIWAN)		2,658	24,632
	CHINA,PEOPLE'S REP.(MAINLAND)		16,927	142,940
	COSTA RICA		34	3,300
	MEXICO		4,179	59,316
	SPAIN		379	6,309
7418205000	SANITARY WARE AND PARTS THEREOF OF COPPER EX BRASS	KG	1,785	22,864
	CHINA,PEOPLE'S REP.(MAINLAND)		1,112	14,249
	SPAIN		673	8,615
7419910010	BRS PLMBG GDS NESOI CST STMPD FRGD NT FRTHR WORKED	KG	9,355	20,179
	CHINA,PEOPLE'S REP.(MAINLAND)		9,355	20,179
7419995010	BRASS PLUMBING GOODS NESOI	KG	18,335	71,638

TABLE - 2 IMPORTS INTO PUERTO RICO FROM FOREIGN COUNTRIES, BY COMMODITY AND COUNTRY OF ORIGIN
FISCAL YEAR 2003

COMM CODE	DESCRIPTION AND COUNTRY	UNIT	QUANTITY	VALUE - $
	CANADA		660	6,977
	CHINA (TAIWAN)		4,836	27,779
	CHINA,PEOPLE'S REP.(MAINLAND)		6,048	24,227
	TURKEY		490	2,588
	VENEZUELA		6,301	10,067
7419995050	OTHER ARTICLES OF COPPER, NESOI	KG	47,149	285,065
	CHINA (TAIWAN)		19,088	164,007
	CHINA,PEOPLE'S REP.(MAINLAND)		19,359	68,120
	COLOMBIA		4,827	2,505
	SWITZERLAND		3,875	50,433
	NICKEL AND ARTICLES THEREOF	TOTAL	202,153	7,361,035
7506204500	NICKEL ALLOY FOIL, NOT OVER 0.15MM THICK	KG	202,153	7,361,035
	GERMANY		202,153	7,361,035
	ALUMINUM AND ARTICLES THEREOF	TOTAL		57,847,129
7601209045	OTH UNW AL ALLOY OF UNIFM C-S THRU IT LNTH NT COIL	KG	2,973,309	4,841,454
	BRAZIL		1,881,573	3,010,648
	CANADA		268,722	344,030
	VENEZUELA		823,014	1,486,776
7601209060	OTH UNW ALOY CONT 0.03 PCT OR MOR BY WEIGHT OF LEA	KG	4,084,395	6,224,939
	BRAZIL		3,352,912	5,104,475
	CANADA		731,483	1,120,464
7601209090	ALMN ALLOY UNWRT NESOI	KG	350,407	684,373
	BRAZIL		94,378	200,848
	VENEZUELA		256,029	483,525
7604101000	ALUMINUM PROFILES NOT ALLOYED	KG	1,818,973	4,541,694
	BRAZIL		39,248	72,471
	CHINA,PEOPLE'S REP.(MAINLAND)		13,475	35,296
	COLOMBIA		673,246	1,831,441
	DOMINICAN REPUBLIC		44,967	144,301
	GUATEMALA		9,497	10,604
	MEXICO		247,343	834,359
	PANAMA		54,407	183,004
	SPAIN		80,770	272,078
	VENEZUELA		656,020	1,158,140
7604103010	AL BAR, ROD, NT ALOY RND C-S OTSD DIA OF LES THN 1	KG	14,803	41,363
	GREECE		14,803	41,363
7604105030	AL BR-RD NT AL HA OT TH R C-S W MX C-S DI L T 10MM	KG	775,028	991,455
	BRAZIL		775,028	991,455
7604210000	ALUMINUM ALLOY HOLLOW PROFILES	KG	2,147,847	6,048,646
	CHINA,PEOPLE'S REP.(MAINLAND)		129,135	347,638
	COLOMBIA		543,253	1,164,564
	DOMINICAN REPUBLIC		707,468	2,177,692
	GUATEMALA		73,389	224,060
	MEXICO		46,133	116,381
	PANAMA		577,303	1,809,355
	SPAIN		51,134	185,393
	VENEZUELA		20,032	23,563
7604291000	ALUMINUM ALLOY PROFILES NOT HOLLOW	KG	1,959,833	6,048,027
	COLOMBIA		315,626	718,118
	DOMINICAN REPUBLIC		225,574	617,915
	GUATEMALA		68,658	205,521
	MEXICO		1,300,253	4,354,595
	PANAMA		49,722	151,878
7604293010	AL ALY BR-RD HA RD C-S WI OTSI DIA OF LES TH 10MM	KG	762,896	1,298,779
	CANADA		719,973	1,144,170
	COLOMBIA		27,508	99,486
	DOMINICAN REPUBLIC		15,415	55,123
7604293050	AL ALY BR-RD HA RD C-S WI OTSI DIA OF 10MM OR MORE	KG	56,940	154,322
	CROATIA		19,601	56,270
	GREECE		17,718	45,712
	SLOVENIA		19,621	52,340
7604295030	ALM AL BR RDS NT R CRS MX DM UN 10MM	KG	17,398	32,623
	VENEZUELA		17,398	32,623
7604295060	AL ALY HA OT TH RD C-S W MX C-S DIM OF 10MM OR MOR	KG	48,204	126,423

TABLE - 2 IMPORTS INTO PUERTO RICO FROM FOREIGN COUNTRIES, BY COMMODITY AND COUNTRY OF ORIGIN
FISCAL YEAR 2003

COMM CODE	DESCRIPTION AND COUNTRY	UNIT	QUANTITY	VALUE - $
	SLOVENIA		48,204	126,423
7605190000	AL WIR NT ALY OF WHI TH MAX C-S DIM IS 7MM OR LESS	KG	18,400	41,141
	VENEZUELA		18,400	41,141
7606123030	ALUM PLT SHT STRP REC O SQR ALY NT CL OV 6.3MM THK	KG	16,391	33,147
	TURKEY		16,391	33,147
7606123090	AL PL SH A ST RE SQ NT CLD 6.3MM OL THK NESOI	KG	878,782	1,654,346
	BRAZIL		169,281	336,111
	VENEZUELA		709,501	1,318,235
7606126000	AL PLA SHE A STR REC IN SQ ALLOY CLAD OV 0.2MM THK	KG	136,449	271,194
	BRAZIL		136,449	271,194
7606923060	AL PL SHT STR NOT CLAD, ALLOY, NESOI OV 6.3MM THCK	KG	19,097	50,522
	AUSTRIA		3,671	10,845
	GREECE		15,426	39,677
7606923090	AL P S S NESOI ALOY NT CLD 6.3MM OR LESS THICK	KG	542,437	1,005,142
	BRAZIL		146,308	293,393
	DOMINICAN REPUBLIC		91	2,160
	VENEZUELA		396,038	709,589
7607113000	AL FOIL NT BKD RLD NT OV 0.01MM THK	KG	131,858	469,507
	COSTA RICA		107,490	364,226
	FRANCE		391	18,435
	ITALY		1,828	6,247
	VENEZUELA		22,149	80,599
7607116000	AL FL NT BCKD ETC OV 0.01MM BT NT OV 0.15 THCK	KG	141,804	1,424,407
	FRANCE		95,234	1,013,531
	SPAIN		5,649	46,536
	UNITED KINGDOM OF GT BRITAIN		40,921	364,340
7607119060	ALUM FOIL CAN STOCK, NOT BACKED, LID STOCK	KG	9,203	70,747
	SPAIN		9,203	70,747
7607119090	OTHR ALUM FOIL NOV 0.2MM THK NT BKD, NESOI	KG	713	3,304
	CHILE		713	3,304
7607191000	AL FO OF A TH N EX 0.2M N BA ETCHED CAPACI FOIL	KG	68,075	451,549
	AUSTRIA		1,095	12,658
	GERMANY		3,581	88,018
	ITALY		63,399	350,873
7607193000	AL FOIL NESOI NT BCKD CUT T SH NT OV 0.15 MM THICK	KG	29,482	54,716
	CHINA,PEOPLE'S REP.(MAINLAND)		29,482	54,716
7607196000	ALUM FOIL NESOI NOT BACKED	KG	45,277	491,122
	AUSTRIA		3,355	46,935
	FRANCE		27,031	293,904
	GERMANY		9,330	102,529
	SWITZERLAND		1,715	13,336
	UNITED KINGDOM OF GT BRITAIN		3,846	34,418
7607201000	AL FL NOV 0.2MM TH BK CV/DC ETC	KG	133,078	1,437,836
	CHILE		8,520	36,664
	CHINA,PEOPLE'S REP.(MAINLAND)		8,901	16,584
	ISRAEL		736	4,574
	ITALY		26,080	141,458
	SPAIN		77,211	1,155,095
	SWITZERLAND		2,554	22,092
	UNITED KINGDOM OF GT BRITAIN		2,706	27,562
	VENEZUELA		6,370	33,807
7607205000	AL FL NOV 0.2MM TH BK NT CV/DC ETC	KG	227,216	1,367,066
	COLOMBIA		532	2,929
	FINLAND		1,005	9,765
	FRANCE		3,852	33,457
	GERMANY		19,547	233,977
	SPAIN		83,489	335,188
	SWITZERLAND		116,496	733,070
	UNITED KINGDOM OF GT BRITAIN		2,295	18,680
7608100090	AL TBS A PPS EXC SMLSS NT ALLOYED	KG	366	4,700
	BRAZIL		366	4,700
7608200030	TUBES AND PIPES, ALUMINUM ALLOY, SEAMLESS	KG	11,012	20,874
	COLOMBIA		11,012	20,874
7609000000	ALU TUB OR PIP FIT (COUPLINGS ELBOWS SLEEVES)	KG	7,983	59,402
	MEXICO		5,524	38,544
	SPAIN		2,459	20,858
7610100010	ALUMINUM WINDOWS AND THEIR FRAMES	KG	396,361	1,499,220
	CHINA,PEOPLE'S REP.(MAINLAND)		4,394	14,584

TABLE - 2 IMPORTS INTO PUERTO RICO FROM FOREIGN COUNTRIES, BY COMMODITY AND COUNTRY OF ORIGIN
FISCAL YEAR 2003

COMM CODE	DESCRIPTION AND COUNTRY	UNIT	QUANTITY	VALUE - $
	DOMINICAN REPUBLIC		252,568	902,546
	ITALY		1,452	11,812
	MEXICO		105,887	360,023
	SPAIN		32,060	210,255
7610100020	ALUMINUM THRESHOLDS FOR DOORS	KG	38,393	122,543
	CHINA,PEOPLE'S REP.(MAINLAND)		10,405	37,373
	DOMINICAN REPUBLIC		27,988	85,170
7610100030	ALUMINUM DOORS	KG	869,418	3,237,534
	CANADA		14,243	56,808
	CHINA (TAIWAN)		1,035	6,273
	DOMINICAN REPUBLIC		84,418	244,578
	FRANCE		80	100,904
	ITALY		1,926	10,223
	MEXICO		699,221	2,250,258
	SPAIN		68,495	568,490
7610900020	OT AL SHT-MET ROOF SID FLR AND RF GUT A DRA EQUP	KG	26,538	34,525
	ARGENTINA		6,550	2,978
	CANADA		19,988	31,547
7610900040	OTHER ALUMINUM-ARCHITECTURAL AND ORNAMENTAL WORK	KG	6,808	99,885
	COLOMBIA		6,808	99,885
7610900080	ALUMINUM STRUCTURES AND PARTS NESOI	KG	249,187	976,765
	ARGENTINA		2,082	6,189
	CANADA		39,551	76,254
	CHINA,PEOPLE'S REP.(MAINLAND)		10,203	27,013
	COLOMBIA		128,914	395,565
	MEXICO		13,560	46,536
	SPAIN		54,877	425,208
7611000030	ALUMINUM TANKS W CPCTY EXCEEDING 300 LITERS	NO	79	153,000
	COLOMBIA		79	153,000
7612100000	ALUMINUM COLLAPSIBLE TUBULAR CONTAINERS NT OV 300L	NO	4,593,025	482,587
	CZECH REPUBLIC		4,049,238	229,914
	FRANCE		79,800	8,485
	VENEZUELA		463,987	244,188
7612901030	ALUM CANS OF A CAPACITY NT EXCDG 355 ML	NO	9,106,691	4,798,425
	FRANCE		1,635,000	478,880
	JAPAN		5,772,172	1,849,718
	VENEZUELA		1,699,519	2,469,827
7612901060	OT AL CN OF A CP EX 355ML BU LS TH 3.8 LITERS	NO	900	7,335
	ISRAEL		900	7,335
7612901090	ALUM CANS NESOI W CAPACITY 3.8 LITERS BT NT OV 20L	NO	10,905,147	1,113,331
	COLOMBIA		2,460,480	88,831
	FRANCE		8,444,667	1,024,500
7614101000	STD WR ETC W STL CR NOT FTD W FTGS NT MADE INT ART	KG	22,932	50,699
	CANADA		22,932	50,699
7614902000	ELECTRICAL CONDUCTORS,ALUMINUM STRND WIRE, NT FTTD	KG	136,823	272,442
	COLOMBIA		118,575	237,931
	VENEZUELA		18,248	34,511
7615110000	ALUMINUM POT SCOURERS & SCOURING OR POLISHING PADS	KG	614	7,168
	BRAZIL		614	7,168
7615191000	CAST ALUMINUM COOKING & KITCHEN WARE ENAMELED ETC	NO	7,440	34,708
	COLOMBIA		7,440	34,708
7615191025	CAST ALMNM CKING & KCHN WRE ENMLD GLZD, NESOI	NO	3,144	6,122
	BRAZIL		3,144	6,122
7615193000	ALUMINUM COOKING & KITCHEN WARE ENAMELED NOT CAST	NO	93,979	209,763
	BRAZIL		15,556	48,520
	CHINA,PEOPLE'S REP.(MAINLAND)		24,000	12,900
	COLOMBIA		14,730	38,712
	INDIA		7,536	22,590
	ITALY		29,422	74,825
	SPAIN		2,735	12,216
7615193025	ALUMINUM COOKING & KITCHEN WARE ENAMELED NOT CAST	NO	64,461	195,206
	BRAZIL		14,376	46,083
	CHINA,PEOPLE'S REP.(MAINLAND)		29,934	43,799
	INDIA		12,858	44,935
	ITALY		7,293	60,389
7615195000	CAST ALUMINUM COOKING KITCHEN WARE NT ENAM OR GLZD	NO	87,234	373,485
	BRAZIL		1,440	6,738
	CHINA,PEOPLE'S REP.(MAINLAND)		30,996	125,400

TABLE - 2 IMPORTS INTO PUERTO RICO FROM FOREIGN COUNTRIES, BY COMMODITY AND COUNTRY OF ORIGIN
FISCAL YEAR 2003

COMM CODE	DESCRIPTION AND COUNTRY	UNIT	QUANTITY	VALUE - $
	COLOMBIA		53,994	236,708
	ITALY		804	4,639
7615195040	CAST ALUMINUM COOKING KITCHEN WARE NT ENM GLZ ETC	NO	63,380	285,187
	BRAZIL		1,080	4,837
	CHINA,PEOPLE'S REP.(MAINLAND)		6,450	31,217
	COLOMBIA		55,850	249,133
7615197030	ALUMINUM COOKWARE NESOI NT CAST NT ENAMELED/GLAZED	NO	329,772	962,720
	BRAZIL		61,456	298,560
	CHINA (TAIWAN)		20,568	30,433
	CHINA,PEOPLE'S REP.(MAINLAND)		37,128	25,703
	COLOMBIA		148,527	415,920
	DOMINICAN REPUBLIC		16,921	59,319
	INDIA		4,678	47,006
	ITALY		23,510	65,637
	VENEZUELA		16,984	20,142
7615197045	ALUMINUM COOKWARE NESOI NT CAST NT ENAMELED/GLAZED	NO	328,024	1,073,064
	BRAZIL		62,524	303,242
	CHINA,PEOPLE'S REP.(MAINLAND)		34,534	133,746
	COLOMBIA		179,215	476,521
	DOMINICAN REPUBLIC		12,559	40,310
	INDIA		18,386	42,426
	ITALY		20,142	53,743
	VENEZUELA		664	23,076
7615197060	OTHER ALUMINUM KITCHEN WARE, NESOI	NO	111,418	257,755
	BRAZIL		16,608	67,453
	CHILE		50,160	49,849
	COLOMBIA		11,834	39,552
	FRANCE		117	3,776
	INDIA		7,500	44,768
	ITALY		6,067	12,000
	MEXICO		237	6,764
	VENEZUELA		18,895	33,593
7615199000	OTHER ALUMINUM HOUSEHOLD WARE NESOI	KG	38,712	131,093
	BELGIUM		836	7,994
	BRAZIL		844	6,145
	CHINA (TAIWAN)		3,260	9,290
	CHINA,PEOPLE'S REP.(MAINLAND)		22,184	41,607
	COLOMBIA		822	5,310
	INDIA		7,791	24,223
	ITALY		2,975	36,524
7615200000	ALUMINUM SANITARY WARE AND PARTS THEREOF	KG	50,920	186,419
	CANADA		50,920	186,419
7616101000	ALUM NAILS TACKS STAPLES NT 8305	KG	980	2,329
	CHINA (TAIWAN)		980	2,329
7616103000	ALUMINUM RIVETS	KG	4,125	11,967
	CHINA (TAIWAN)		1,727	6,030
	CHINA,PEOPLE'S REP.(MAINLAND)		2,398	5,937
7616109030	THREADED FASTENERS ALU HAVG SHANKS ETC UND 6MM DIA	KG	509	2,312
	CHINA (TAIWAN)		509	2,312
7616109090	ALU ARTICLES NOT THRD HAVG SHNKS HLS OV 6MM DIA	KG	367	2,405
	SINGAPORE		367	2,405
7616910000	CLOTH, GRILL, NETTING & FENCING OF ALUMINUM WIRE	KG	3,841	4,631
	CHINA,PEOPLE'S REP.(MAINLAND)		3,841	4,631
7616995030	ALUMINUM LADDERS	NO	27,137	698,807
	BRAZIL		700	18,831
	CANADA		493	13,264
	CHINA,PEOPLE'S REP.(MAINLAND)		1,392	11,108
	COLOMBIA		1,805	48,335
	MEXICO		22,310	596,738
	UNITED KINGDOM OF GT BRITAIN		437	10,531
7616995050	ALUMINUM HANGERS AND SUPPORTS FOR PIPES AND TUBES	KG	433	4,288
	SPAIN		433	4,288
7616995060	ALUMINUM CASTINGS	KG	1,486	13,332
	EL SALVADOR		1,486	13,332
7616995070	ALUMINUM FORGINGS	KG	1,560	19,821
	CANADA		1,560	19,821
7616995090	ARTICLES OF ALUMINUM NESOI	KG	142,323	571,436
	CANADA		280	4,800

TABLE - 2 IMPORTS INTO PUERTO RICO FROM FOREIGN COUNTRIES, BY COMMODITY AND COUNTRY OF ORIGIN
FISCAL YEAR 2003

COMM CODE	DESCRIPTION AND COUNTRY	UNIT	QUANTITY	VALUE - $
	CHINA (TAIWAN)		4,984	30,106
	CHINA,PEOPLE'S REP.(MAINLAND)		95,665	232,403
	COLOMBIA		388	3,780
	DOMINICAN REPUBLIC		18,680	56,920
	GERMANY		355	9,014
	GUADELOUPE		1,057	5,542
	ITALY		1,062	9,550
	MEXICO		2,724	98,475
	NETHERLANDS		20	2,048
	PORTUGAL		250	2,500
	SPAIN		16,705	79,782
	UNITED KINGDOM OF GT BRITAIN		153	36,516
	LEAD AND ARTICLES THEREOF	TOTAL	24,000	94,500
7806000000	OTHER ARTICLES OF LEAD, NESOI	KG	24,000	94,500
	NETHERLANDS		24,000	94,500
	ZINC AND ARTICLES THEREOF	TOTAL	86,036	373,170
7904000000	ZINC BARS, RODS, PROFILES AND WIRE	KG	11,951	28,948
	CHINA (TAIWAN)		3,011	18,830
	CHINA,PEOPLE'S REP.(MAINLAND)		8,940	10,118
7906000000	ZINC TUBES, PIPES AND TUBE OR PIPE FITTINGS	KG	15,670	19,864
	CHINA (TAIWAN)		264	2,489
	INDIA		15,406	17,375
7907001000	ZINC ARTICLES HOUSEHOLD TABLE KITCHEN WARE	KG	54,269	302,879
	CHINA (TAIWAN)		28,286	231,684
	CHINA,PEOPLE'S REP.(MAINLAND)		25,983	71,195
7907006000	OTHER ARTICLES OF ZINC	KG	4,146	21,479
	CHINA (TAIWAN)		3,547	19,405
	HONG KONG		599	2,074
	TIN AND ARTICLES THEREOF	TOTAL		701,624
8004000000	TIN PLATES, SHEET AND STRIP OVER 0.2 MM THICK	KG	4,690	13,058
	VENEZUELA		4,690	13,058
8005001000	TIN FOIL NOT <0.2 MM,WHETHER/NOT PRINTED OR BACKED	KG	105	2,100
	MEXICO		105	2,100
8007001050	TIN ARTS NESOI NT SUTBLE FOR FOOD OR BEVRG SERVICE	X		6,269
	CHINA (TAIWAN)			2,184
	CHINA,PEOPLE'S REP.(MAINLAND)			4,085
8007005000	TIN ARTLS NESOI E G CNTRS PWTR CLPS TBS AND ETC	KG	473,300	680,197
	DOMINICAN REPUBLIC		469,514	652,242
	HONG KONG		1,252	8,789
	SPAIN		90	9,686
	UNITED KINGDOM OF GT BRITAIN		2,444	9,480
	OTHER BASE METALS;CERMETS; ARTICLES THEREOF	TOTAL	1	6,503
8108903060	OTHER ARTICLES OF TITANIUM, NESOI	KG	1	6,503
	GERMANY		1	6,503
	TOOLS, IMPLEMENTS,CUTLERY, SPOONS AND FORKS, OF BASE METAL; PARTS THEREOF OF BASE METAL	TOTAL		7,534,869
8201100000	SPADES AND SHOVELS AND PARTS THEREOF OF BASE METAL	X		211,061
	BRAZIL			71,581
	MEXICO			139,480
8201300000	MATTOCKS,PICKS,HOES AND RAKES,A PTS, OF BSE MTL	X		233,874
	BRAZIL			31,413
	CHINA (TAIWAN)			62,024
	CHINA,PEOPLE'S REP.(MAINLAND)			20,512
	EL SALVADOR			7,684
	MEXICO			87,976
	PANAMA			7,448

TABLE - 2 IMPORTS INTO PUERTO RICO FROM FOREIGN COUNTRIES, BY COMMODITY AND COUNTRY OF ORIGIN
FISCAL YEAR 2003

COMM CODE	DESCRIPTION AND COUNTRY	UNIT	QUANTITY	VALUE - $
	VENEZUELA			16,817
8201403000	MACHETES AND PARTS THEREOF OF BASE METAL	X		270,724
	BRAZIL			18,405
	COLOMBIA			101,497
	EL SALVADOR			26,644
	UNITED KINGDOM OF GT BRITAIN			124,178
8201406000	HEWING TOOLS OTH TH MACHETES, PARTS, BASE METAL	X		25,811
	CHINA,PEOPLE'S REP.(MAINLAND)			14,571
	COLOMBIA			3,040
	EL SALVADOR			2,805
	MEXICO			5,395
8201600000	HDGE SHRS, 2-HND SHEARS A PTS	NO	47,160	64,127
	BRAZIL		1,200	2,532
	CHINA (TAIWAN)		43,254	53,719
	MEXICO		2,706	7,876
8201906000	OTH HNDTOOLS FR AGR HORT FORSTRY A PTS BS MTL NES	X		32,841
	BRAZIL			2,994
	ITALY			22,642
	MEXICO			7,205
8202100000	HANDSAWS AND PARTS EXCEPT BLADES, BASE METAL	NO	125,413	55,695
	CHINA (TAIWAN)		1,616	2,586
	CHINA,PEOPLE'S REP.(MAINLAND)		26,300	10,339
	MEXICO		95,700	35,055
	SWEDEN		1,797	7,715
8202200030	METAL CUTTING BANDSAW BLADES OF BASE METAL	NO	20,125	17,123
	CHINA,PEOPLE'S REP.(MAINLAND)		20,125	17,123
8202200060	BANDSAW BLADES EXC MTL CTTING, PARTS, BASE METAL	X		25,524
	CHINA,PEOPLE'S REP.(MAINLAND)			3,532
	SPAIN			21,992
8202310000	CIRC SAW BLDS BSE MTL W WRKNG PT OF STEEL	NO	13,900	11,569
	CHINA,PEOPLE'S REP.(MAINLAND)		13,900	11,569
8202390000	OTH CIRCULAR SAW BLDS (WRKNG PTS NOT STEEL) & PRTS	NO	7,080	13,743
	CHINA,PEOPLE'S REP.(MAINLAND)		7,080	13,743
8202913000	HACKSAW BLADES OF BASE METAL	NO	256,253	93,145
	CHINA,PEOPLE'S REP.(MAINLAND)		3,733	3,781
	MEXICO		251,520	86,514
	SPAIN		1,000	2,850
8202916000	STRHT SAW BLDS F WRKNG MTL BM OTH THN HCKSW	GRS	5	3,233
	CHINA,PEOPLE'S REP.(MAINLAND)		5	3,233
8202990000	OTHER SAW BLADES AND PARTS, BASE METAL	NO	14,101	19,821
	BELGIUM		21	3,243
	BRAZIL		200	4,312
	CHINA,PEOPLE'S REP.(MAINLAND)		12,660	5,435
	UNITED KINGDOM OF GT BRITAIN		1,220	6,831
8203103000	FILES,RSPS A SMLR TOOLS NOV 11CM LNG BS MTL	DOZ	3,860	20,666
	INDIA		3,860	20,666
8203106000	FILES,RSPS A SMLR TLS OV 11 NOV 17CM LNG BM	DOZ	705	10,750
	INDIA		640	6,593
	MEXICO		65	4,157
8203109000	FILES,RSPS A SMLR TLS OV 17CM LNG BS MTL	DOZ	1,181	30,521
	CHINA,PEOPLE'S REP.(MAINLAND)		7	4,647
	INDIA		407	7,661
	MEXICO		767	18,213
8203202000	TWEEZERS BASE METAL	NO	250	12,211
	JAPAN		250	12,211
8203204000	SLIP JOINT PLIERS, BASE METAL	DOZ	594	4,070
	INDIA		594	4,070
8203206030	PLIERS EXCEPT SLIP JOINT, BASE METAL	DOZ	6,645	61,943
	CHINA (TAIWAN)		50	2,052
	CHINA,PEOPLE'S REP.(MAINLAND)		3,666	37,269
	INDIA		2,929	22,622
8203206060	PNCRS A SMLR TLS EX PLRS O TWZRS, BS MTL	DOZ	471	10,515
	CHINA (TAIWAN)		116	2,965
	CHINA,PEOPLE'S REP.(MAINLAND)		260	2,432
	MEXICO		95	5,118
8203300000	METAL CUTTING SHEARS AND SIMILAR TOOLS, AND PARTS	NO	27,160	6,390
	CHINA,PEOPLE'S REP.(MAINLAND)		27,160	6,390
8203403000	PPE/BLT CTRS PRF PCHS W CT PTS 0.2P CR,MO,W O.1P V	X		16,031

TABLE - 2 IMPORTS INTO PUERTO RICO FROM FOREIGN COUNTRIES, BY COMMODITY AND COUNTRY OF ORIGIN
FISCAL YEAR 2003

COMM CODE	DESCRIPTION AND COUNTRY	UNIT	QUANTITY	VALUE - $
	CHINA (TAIWAN)			2,765
	SPAIN			8,917
	UNITED KINGDOM OF GT BRITAIN			4,349
8203406000	PPE O BLT CTRS, PERF PCHS A SMLR TLS, PTS, NESOI	X		110,026
	CHINA (TAIWAN)			17,790
	CHINA,PEOPLE'S REP.(MAINLAND)			32,519
	KOREA,REP. OF (SOUTH KOREA)			16,674
	SPAIN			27,130
	UNITED KINGDOM OF GT BRITAIN			15,913
8204110030	OPN-END,BX A COMB OPN-END A BX WRNCHES, BMTL	NO	1,744	8,237
	CHINA,PEOPLE'S REP.(MAINLAND)		519	3,114
	MEXICO		1,225	5,123
8204110060	HND-OP SPNRS A WRNCHES NONADJ,PTS,BMTL,OTHER	X		38,985
	CHINA (TAIWAN)			17,137
	GERMANY			2,510
	INDIA			8,876
	SPAIN			10,462
8204120000	HND-OP SPNRS A WRNCHES ADJUSTBLE,PTS,BS MTL	NO	21,173	42,165
	CHINA (TAIWAN)		661	3,966
	CHINA,PEOPLE'S REP.(MAINLAND)		16,440	25,007
	GERMANY		2,400	5,038
	MEXICO		1,464	5,994
	SPAIN		208	2,160
8204200000	SCKT WRNCHS W/WO HNDLS,DRVS,A EXTNSNS,PTS, BS MTL	X		110,522
	CHINA (TAIWAN)			48,923
	CHINA,PEOPLE'S REP.(MAINLAND)			48,880
	KOREA,REP. OF (SOUTH KOREA)			7,500
	MEXICO			5,219
8205100000	DRILLING, THREADING OR TAPPING TOOLS A PTS, BS MTL	X		53,595
	CHINA,PEOPLE'S REP.(MAINLAND)			32,168
	GERMANY			12,103
	SPAIN			9,324
8205203000	HMMRS A SLDG HMMRS,HDS NOV 1.5KG EA, BS MTL	DOZ	7,315	92,774
	BRAZIL		2,783	24,028
	CHINA (TAIWAN)		250	4,590
	CHINA,PEOPLE'S REP.(MAINLAND)		3,527	46,561
	INDIA		220	2,539
	MEXICO		535	15,056
8205206000	HMMRS A SLDG HMMRS,HDS OV 1.5KG EA, BS MTL	DOZ	1,032	62,142
	CHINA,PEOPLE'S REP.(MAINLAND)		60	3,660
	MEXICO		972	58,482
8205303000	PLNS,CHSLS,GGS ETC WDWKG,OVR O.2P CR,MO,W O.1P V	X		7,239
	UNITED KINGDOM OF GT BRITAIN			2,070
	VENEZUELA			5,169
8205306000	PLNS, CHSLS, GGS ETC WDWG, PTS, NESOI	X		43,821
	CHINA,PEOPLE'S REP.(MAINLAND)			9,426
	COLOMBIA			4,230
	INDIA			3,263
	NETHERLANDS			3,872
	UNITED KINGDOM OF GT BRITAIN			23,030
8205400000	SCREWDRIVERS,AND PARTS THEREOF, BASE METAL	X		69,563
	CANADA			3,786
	CHINA,PEOPLE'S REP.(MAINLAND)			65,777
8205511500	CRVNG A BTCHR STLS W/WO HNDLS, IRON OR STEEL	NO	5,184	3,853
	CHINA,PEOPLE'S REP.(MAINLAND)		5,184	3,853
8205513030	OTHER KITCHEN AND TABLE IMPLEMENTS, OF IRN O STL	NO	173,685	62,099
	CHILE		2,448	3,907
	CHINA (TAIWAN)		528	2,480
	CHINA,PEOPLE'S REP.(MAINLAND)		169,568	48,616
	GERMANY		380	2,407
	ITALY		11	2,639
	THAILAND		750	2,050
8205513060	HOUSEHOLD TOOLS AND PARTS, IRON OR STEEL, NESOI	X		83,941
	CHINA,PEOPLE'S REP.(MAINLAND)			39,260
	GERMANY			8,179
	ITALY			20,871
	SPAIN			15,631
8205517500	HOUSEHOLD TOOLS AND PARTS, OTHER BASE METAL	X		12,560

TABLE - 2 IMPORTS INTO PUERTO RICO FROM FOREIGN COUNTRIES, BY COMMODITY AND COUNTRY OF ORIGIN
FISCAL YEAR 2003

COMM CODE	DESCRIPTION AND COUNTRY	UNIT	QUANTITY	VALUE - $
	CHINA,PEOPLE'S REP.(MAINLAND)			12,560
8205591000	PIPE TOOLS AND PARTS THEREOF, BASE METAL	X		5,069
	SPAIN			5,069
8205592000	POWDER-ACTUATED HANDTOOLS AND PARTS, BASE METAL	X		9,756
	ITALY			9,756
8205593000	CROWBARS, TRACK TOOLS A WEDGES, PARTS, BASE METAL	KG	7,547	13,317
	INDIA		1,781	4,329
	MEXICO		5,766	8,988
8205594000	AGRIC, HORTIC, A FORSTRY TOOLS, PARTS, BASE METAL	X		2,004
	MEXICO			2,004
8205594500	CAULKING GUNS OF IRON OR STEEL	X		9,490
	CHINA (TAIWAN)			3,448
	CHINA,PEOPLE'S REP.(MAINLAND)			6,042
8205595505	SINGLE-EDGED RAZOR BLADES NOT FOR SHAVING	NO	15,600	10,777
	CHINA,PEOPLE'S REP.(MAINLAND)		15,600	10,777
8205595510	OTHER EDGED HAND-TOOLS OF IRON OR STEEL, NESOI	NO	78,166	52,645
	BRAZIL		8,280	2,466
	CHINA,PEOPLE'S REP.(MAINLAND)		55,740	38,326
	GERMANY		206	2,180
	HONG KONG		9,600	3,308
	MEXICO		4,340	6,365
8205595560	OTHER HAND TOOLS (INC PARTS) OF IRON OR STEEL, NES	X		195,309
	BRAZIL			18,809
	CHINA (TAIWAN)			25,759
	CHINA,PEOPLE'S REP.(MAINLAND)			128,369
	COLOMBIA			4,902
	ITALY			9,097
	MEXICO			2,143
	SPAIN			6,230
8205597000	OTHER HANDTOOLS AND PARTS, ALUMINUM	KG	5,361	19,448
	BRAZIL		468	2,666
	CHINA,PEOPLE'S REP.(MAINLAND)		3,325	9,414
	MEXICO		883	2,016
	SPAIN		685	5,352
8205598000	OTHER HANDTOOLS AND PARTS, OTHER BASE METAL	X		227,805
	BRAZIL			32,673
	CHINA (TAIWAN)			41,127
	CHINA,PEOPLE'S REP.(MAINLAND)			33,664
	HONG KONG			4,475
	ITALY			9,873
	KOREA,REP. OF (SOUTH KOREA)			13,965
	MEXICO			14,280
	SPAIN			77,748
8205700060	VISES OTHER THAN PIPE	NO	9,900	2,730
	INDIA		9,900	2,730
8205700090	CLAMPS AND SIMILAR HANDTOOLS, NOT VISES, AND PARTS	NO	75,368	153,209
	CHINA (TAIWAN)		3,000	17,100
	CHINA,PEOPLE'S REP.(MAINLAND)		16,952	5,632
	DENMARK		2,131	3,047
	INDIA		21,198	7,898
	UNITED KINGDOM OF GT BRITAIN		292	18,412
	VENEZUELA		31,795	101,120
8205800000	ANVS,PFRGS,HD/PD-OP GRND WHLS W/FRMWRK;BM PTS THOF	NO	12,450	9,760
	BELGIUM		12,450	9,760
8205900000	SETS OF ARTS OF 2 OR MORE OF FORGO SBHDNG HND TLS	PCS	539,528	35,985
	CHINA,PEOPLE'S REP.(MAINLAND)		532,400	33,210
	INDIA		7,128	2,775
8206000000	TOOLS OF 2 OM OF HDG 8202-8205, STS FR RTAIL SALE	PCS	568,100	165,699
	CHINA (TAIWAN)		415,920	125,384
	CHINA,PEOPLE'S REP.(MAINLAND)		152,180	40,315
8207193030	PRCUS ROCK DRIL BTS W CTNG PRT >0.2%Cr,Mo,W;>0.1%V	NO	3,962	15,065
	CHINA,PEOPLE'S REP.(MAINLAND)		62	10,482
	GERMANY		3,900	4,583
8207196030	PERCUSSION ROCK DRILL BITS AND PARTS THEREOF;NESOI	NO	1,580	7,030
	CHINA (TAIWAN)		1,580	7,030
8207196090	ROCK DRILLING OR EARTH BORING TLS AND PARTS, NESOI	X		10,891
	CHINA,PEOPLE'S REP.(MAINLAND)			10,891
8207200060	DIES DRW O EXTR MTL OTHR THN DIAMOND DIES	X		2,303

TABLE - 2 IMPORTS INTO PUERTO RICO FROM FOREIGN COUNTRIES, BY COMMODITY AND COUNTRY OF ORIGIN
FISCAL YEAR 2003

COMM CODE	DESCRIPTION AND COUNTRY	UNIT	QUANTITY	VALUE - $
	BRAZIL			2,303
8207306090	TLS PR ST PU NESOI NT MTL CTG	X		56,463
	CHINA,PEOPLE'S REP.(MAINLAND)			4,737
	GERMANY			51,726
8207406000	TOLS F TPPG O THRDG NESOI A PARTS	X		2,600
	CHINA,PEOPLE'S REP.(MAINLAND)			2,600
8207502030	MASONRY DRLS W CTG PT OF SPC MTL CNTS	X		419,473
	CHINA,PEOPLE'S REP.(MAINLAND)			419,473
8207502055	OTHER TWIST DRLS W CUTTING PART OF SPEC METAL CONT	NO	79,747	32,400
	CHINA,PEOPLE'S REP.(MAINLAND)		51,635	21,578
	GERMANY		13,700	3,195
	INDIA		14,412	7,627
8207502070	WDWRKG DRLLNG TLS W CUTTNG PART OF SPEC MTL CNT	NO	41,960	14,784
	CHINA,PEOPLE'S REP.(MAINLAND)		26,740	10,228
	GERMANY		15,220	4,556
8207502080	OTH DRILLNG TOOLS W CUTTING PART OF SPEC METAL CNT	NO	10,938	15,185
	CHINA,PEOPLE'S REP.(MAINLAND)		2,900	2,966
	ITALY		8,036	9,056
	NETHERLANDS		2	3,163
8207504030	TWST DRLLS METAL CUTTG	NO	102,360	14,954
	CHINA,PEOPLE'S REP.(MAINLAND)		85,460	10,338
	GERMANY		16,900	4,616
8207504060	DRILLING TOOLS NESOI, METAL-CUTTING PTS	X		16,143
	CHINA,PEOPLE'S REP.(MAINLAND)			16,143
8207706030	END MILLING CUTTERS NESOI	NO	200	2,140
	ITALY		200	2,140
8207706060	OTHR MILLING TOOLS NESOI INCLDG PARTS	NO	2,600	5,480
	SPAIN		2,600	5,480
8207904500	OTH INTRCHNGBL TOOLS F CTTNG MTL, PARTS, NESOI	X		34,859
	CHINA (TAIWAN)			2,843
	GERMANY			32,016
8207906000	OTH INTRCHNGBL TLS F HDTLS NT MTL CTNG, PTS, NESOI	X		23,474
	CHINA,PEOPLE'S REP.(MAINLAND)			23,474
8207907585	OTH INTCHBL TLS NT ROUTER BTS O CUTTRHDS NT HNDTLS	X		23,603
	CHINA (TAIWAN)			11,668
	CHINA,PEOPLE'S REP.(MAINLAND)			7,238
	GERMANY			4,697
8208200090	KNIVES AND CUTTING BLADES, WD WRKNG, PTS, OTHER	NO	2,676	6,414
	CHINA,PEOPLE'S REP.(MAINLAND)		2,400	4,332
	SPAIN		276	2,082
8208300060	KNVS CTNG BLDS KITCH/FOOD IND, NT MT CH/CT/SL, PTS	NO	100	3,200
	DOMINICAN REPUBLIC		100	3,200
8208406000	KNVS CTNG BLDS FOR AGRI/HORTI/FRST MCHNS, PTS, OTH	NO	1,000	8,728
	CHINA,PEOPLE'S REP.(MAINLAND)		1,000	8,728
8208906000	KNVS CTNG BLDS MACH A MECH APPLNCES, BS MTL PTS NE	NO	5,001	51,697
	FRANCE		4	3,534
	ITALY		80	22,320
	SPAIN		4,902	23,828
	UNITED KINGDOM OF GT BRITAIN		15	2,015
8210000000	HND-OP MECH APPL 10KG OR LSS,FD/DRK PRP/CON/SRV PT	NO	28,802	52,912
	CHILE		5,424	4,959
	CHINA,PEOPLE'S REP.(MAINLAND)		22,334	37,229
	COLOMBIA		1,044	10,724
8211100000	STS ASSTD KNVS, BLDS A BM PTS, NT KNVS OF 8208	PCS	3,600	11,280
	CHINA,PEOPLE'S REP.(MAINLAND)		3,600	11,280
8211911000	TBL KNIVES FB SLVR-PLTD HNDLS	NO	88	2,815
	FRANCE		88	2,815
8211913000	TBL KNVS FB SS HNDL UN25C EA NOV 25.9CM LONG	PCS	60,480	7,134
	CHINA,PEOPLE'S REP.(MAINLAND)		60,480	7,134
8211914000	TBL KNVS FB SS HNDL NESOI	PCS	60,480	45,960
	CHINA,PEOPLE'S REP.(MAINLAND)		60,480	45,960
8211915030	STEAK KNIVES FB RUBBER OR PLSTC HNDLS	NO	7,670	23,207
	CHINA,PEOPLE'S REP.(MAINLAND)		7,670	23,207
8211915060	TBL KNVS FB RUBBER OR PLSTC HNDLS NT STK	NO	392,444	148,278
	BRAZIL		39,660	36,163
	CHINA,PEOPLE'S REP.(MAINLAND)		350,630	102,630
	NETHERLANDS		996	4,333
	SPAIN		1,158	5,152

TABLE - 2 IMPORTS INTO PUERTO RICO FROM FOREIGN COUNTRIES, BY COMMODITY AND COUNTRY OF ORIGIN
FISCAL YEAR 2003

COMM CODE	DESCRIPTION AND COUNTRY	UNIT	QUANTITY	VALUE - $
8211918060	TABLE KNIVES WITH FIXED BLADES, HANDLES NESOI	NO	301,800	48,593
	CHINA,PEOPLE'S REP.(MAINLAND)		301,800	48,593
8211922000	KTCN A BTCHR KNVS FB RBBR O PLSTC HNDLS	NO	148,055	115,079
	BRAZIL		118,355	95,808
	CHINA,PEOPLE'S REP.(MAINLAND)		18,720	8,245
	COLOMBIA		10,980	11,026
8211924060	OTH CTTNG KNVS FB RBBR O PLSTC HNDLS	NO	17,080	20,714
	BRAZIL		10,260	6,641
	CHINA,PEOPLE'S REP.(MAINLAND)		4,700	3,666
	SWEDEN		2,120	10,407
8211929030	KITCHEN AND BUTCHER KNIVES WITH FIXED BLADES	NO	116,482	68,355
	BRAZIL		88,944	60,205
	CHINA,PEOPLE'S REP.(MAINLAND)		27,360	6,024
	GERMANY		178	2,126
8211929060	OTHER KNIVES WITH FIXED HANDLES	NO	80,168	128,399
	CHINA,PEOPLE'S REP.(MAINLAND)		80,168	128,399
8211930030	PN A PCKT KNVS ETC W FLDNG BLDS,	NO	12,000	7,409
	PAKISTAN		12,000	7,409
8211945000	BLADES FOR KNIVES NOT HAVING FIXED BLADES	NO	6,000	3,011
	CHINA,PEOPLE'S REP.(MAINLAND)		6,000	3,011
8212100000	RAZORS	NO	2,914,920	432,773
	BRAZIL		432	30,171
	KOREA,REP. OF (SOUTH KOREA)		312,408	44,865
	MEXICO		1,848,240	247,326
	VENEZUELA		753,840	110,411
8212200005	SINGLE EDGE RAZOR BLADES FOR SHAVING	NO	5,109,112	911,351
	COLOMBIA		20,160	18,950
	MEXICO		5,088,952	892,401
8212200010	SAFETY RAZOR BLADES A BLADE BLANKS IN STRIPS,NESOI	NO	1,838,640	345,215
	EGYPT		283,800	139,552
	GERMANY		120	2,082
	ISRAEL		1,554,720	203,581
8212900000	PARTS FOR RAZORS EXC BLADES	X		25,392
	MEXICO			25,392
8213003000	SCSRS TLRS A SMLR SHRS BLDS OTH BM PTS NO$1.75/DOZ	NO	18,720	2,218
	CHINA,PEOPLE'S REP.(MAINLAND)		18,720	2,218
8213006000	PINKING SHEARS OVER $30/DOZEN, INCL BS MTL PRTS	NO	1,200	20,962
	SPAIN		1,200	20,962
8213009000	OTH SCSRS TLRS A SMLR SHRS BDS OTH BM PTS O$1.75/D	NO	228,097	148,407
	BRAZIL		10,677	19,997
	CHILE		1,200	2,540
	CHINA,PEOPLE'S REP.(MAINLAND)		191,344	64,420
	DOMINICAN REPUBLIC		4,944	5,197
	GERMANY		342	27,518
	ITALY		632	9,331
	MEXICO		17,602	12,260
	SPAIN		1,356	7,144
8214100000	PPR KNVS LTR OPNRS ERSNG KNVS PNCL SHPNRS, BM PTS	NO	607,846	74,307
	BRAZIL		11,186	9,712
	CHINA,PEOPLE'S REP.(MAINLAND)		545,788	54,467
	GERMANY		24,872	8,010
	INDIA		26,000	2,118
8214203000	MANCR PDCR INSTMNTS NT SETS, BM PARTS	X		58,183
	CHINA (TAIWAN)			6,679
	CHINA,PEOPLE'S REP.(MAINLAND)			27,368
	KOREA,REP. OF (SOUTH KOREA)			10,110
	PAKISTAN			5,275
	SPAIN			8,751
8214209000	MNCR PDCR STS A COMB STS, CONT F RTL SALE NT LTHR	X		26,296
	CHINA,PEOPLE'S REP.(MAINLAND)			23,996
	KOREA,REP. OF (SOUTH KOREA)			2,300
8214909000	OTHER ARTCLS OF CUTLERY NESOI,INCL PARTS, NESOI	NO	9,000	2,369
	CHINA,PEOPLE'S REP.(MAINLAND)		9,000	2,369
8215200000	STS ASSRTD TBLWR NO PREC MTL, IN BS MT PTS	PCS	2,220,175	430,316
	CHINA,PEOPLE'S REP.(MAINLAND)		2,145,007	392,214
	INDONESIA		75,168	38,102
8215913000	TABLE AND KTCHN FORKS PREC MTL PLT AND PARTS	NO	327	8,435
	FRANCE		327	8,435

TABLE - 2 IMPORTS INTO PUERTO RICO FROM FOREIGN COUNTRIES, BY COMMODITY AND COUNTRY OF ORIGIN
FISCAL YEAR 2003

COMM CODE	DESCRIPTION AND COUNTRY	UNIT	QUANTITY	VALUE - $
8215916000	TBLWR SPNS A LDLS PREC MTL PLTD, PTS	NO	2,917	45,910
	FRANCE		832	39,620
	KOREA,REP. OF (SOUTH KOREA)		2,085	6,290
8215919000	SKMMRS CKSRVRS BTR KNVS TNGS ETC PR MTL PL AND PRT	X		5,080
	GERMANY			2,956
	KOREA,REP. OF (SOUTH KOREA)			2,124
8215990500	FRKS SS HNDLS CON NI OR OV 10PCT MN OTHR	PCS	30,558	37,220
	CHINA,PEOPLE'S REP.(MAINLAND)		30,558	37,220
8215991000	FRKS SS HNDLS OTHR UNDR 25 CNTS EA	PCS	230,400	15,436
	CHINA,PEOPLE'S REP.(MAINLAND)		230,400	15,436
8215991500	FRKS SS HNDLS OTHR 25 CENTS AO EACH	PCS	37,528	31,645
	CHINA,PEOPLE'S REP.(MAINLAND)		22,080	16,598
	FRANCE		256	2,541
	INDIA		13,992	9,030
	KOREA,REP. OF (SOUTH KOREA)		1,200	3,476
8215992000	FORKS, RUBBER OR PLASTIC HANDLES, BASE METAL PARTS	NO	73,090	67,706
	BRAZIL		4,560	2,111
	CHINA,PEOPLE'S REP.(MAINLAND)		68,530	65,595
8215992600	FORKS NESOI AND BASE METAL PARTS, NESOI	NO	21,528	5,385
	CHINA,PEOPLE'S REP.(MAINLAND)		5,400	2,299
	INDIA		16,128	3,086
8215993000	SPOONS W S ST HNDLS UN 25 CNTS EACH	PCS	564,240	57,464
	CHINA,PEOPLE'S REP.(MAINLAND)		542,880	52,842
	INDIA		21,360	4,622
8215993500	SPNS A LDLS SS HNDLS 25 CNTS OR MR EA	PCS	107,601	92,538
	CHINA,PEOPLE'S REP.(MAINLAND)		54,906	52,934
	FRANCE		885	13,028
	INDIA		51,810	26,576
8215994030	TBLSPNS TBL LDLS, BS MTL (NT SS) OR NONMTL HNDLS	NO	172,716	71,609
	BRAZIL		21,492	11,330
	CHINA,PEOPLE'S REP.(MAINLAND)		146,040	57,791
	INDIA		5,184	2,488
8215994060	OTH SPNS, BS MTL (NT SS) OR NONMTL HNDLS	NO	310,000	24,734
	CHINA,PEOPLE'S REP.(MAINLAND)		310,000	24,734
8215994500	TABLEWARE SPOONS AND LADLES, NESOI	NO	36,096	17,327
	CHINA (TAIWAN)		5,760	2,490
	INDIA		30,336	14,837
8215995000	TONGS GRIPS AND SIM TBL A KTCHWR NESOI	X		160,646
	CHINA,PEOPLE'S REP.(MAINLAND)			23,454
	INDIA			137,192
	MISCELLANEOUS ARTICLES OF BASE METAL	TOTAL		23,892,941
8301102000	PADLOCKS, BS MTL NT CYL OR PIN TUMBLR WD NOV 3.8CM	DOZ	1,327	13,754
	CHINA,PEOPLE'S REP.(MAINLAND)		1,327	13,754
8301104000	PADLOCKS, BS MTL NT CYL OR PIN TMB OV3.8 NOV6.4CMW	DOZ	8,391	72,203
	CHINA,PEOPLE'S REP.(MAINLAND)		8,391	72,203
8301105000	PADLOCKS, BS MTL NT CYL OR PIN TMB OV 6.4CM WIDE	DOZ	400	9,612
	CHINA,PEOPLE'S REP.(MAINLAND)		400	9,612
8301106000	PADLOCKS, BS MTL, CYL OR PIN TMBLR NOV 3.8CM WIDE	DOZ	16,543	83,038
	CHINA,PEOPLE'S REP.(MAINLAND)		16,493	76,138
	IRELAND		50	6,900
8301108000	PADLOCKS, BS MTL CYL/PN TUMB OV 3.8 NOV 6.4CM WIDE	DOZ	43,280	787,701
	CHINA (TAIWAN)		2,885	322,616
	CHINA,PEOPLE'S REP.(MAINLAND)		38,757	401,164
	HONG KONG		1,193	47,622
	ITALY		445	16,299
8301109000	PADLOCKS, BS METL CYLDR OR PIN TUMBLR OV 6.4CM WID	DOZ	1,340	22,366
	CHINA,PEOPLE'S REP.(MAINLAND)		1,277	17,815
	ITALY		63	4,551
8301200060	OTHER LOCKS FOR MOTOR VEHICLES, OF BASE METAL	KG	18,823	73,477
	CHINA,PEOPLE'S REP.(MAINLAND)		15,996	27,824
	JAPAN		2,237	39,444
	SWEDEN		590	6,209
8301300060	CAM LOCKS, OTH BS MTL LOCKS FOR CHESTS, DRWRS, ETC	KG	3,026	17,195
	CHINA (TAIWAN)		836	5,945
	CHINA,PEOPLE'S REP.(MAINLAND)		2,190	11,250
8301300090	OTHER LOCKS USED FOR FURNITURE, BASE METAL	KG	719	24,079

TABLE - 2 IMPORTS INTO PUERTO RICO FROM FOREIGN COUNTRIES, BY COMMODITY AND COUNTRY OF ORIGIN
FISCAL YEAR 2003

COMM CODE	DESCRIPTION AND COUNTRY	UNIT	QUANTITY	VALUE - $
	CANADA		719	24,079
8301403000	LUGGAGE LOCKS, BASE METAL	DOZ	1,385	37,857
	CHINA,PEOPLE'S REP.(MAINLAND)		353	11,888
	ITALY		1,032	25,969
8301406030	DOOR LOCKS, LOCKSETS AND OTH BS MTL LOCKS FR DOORS	KG	722,683	4,441,360
	ARGENTINA		1,430	30,130
	CANADA		113	5,010
	CHINA (TAIWAN)		235,783	2,339,995
	CHINA,PEOPLE'S REP.(MAINLAND)		461,706	1,849,361
	HONG KONG		10,506	87,536
	INDIA		510	9,469
	ITALY		427	5,623
	NORWAY		70	2,772
	SPAIN		10,397	93,621
	UNITED KINGDOM OF GT BRITAIN		1,741	17,843
8301406060	OTHER LOCKS OF BASE METAL, NESOI	KG	93,085	585,840
	BRAZIL		1,905	5,402
	CHINA (TAIWAN)		21,134	171,229
	CHINA,PEOPLE'S REP.(MAINLAND)		39,877	142,163
	GERMANY		679	10,349
	HONG KONG		382	2,956
	ITALY		4,189	56,297
	KOREA,REP. OF (SOUTH KOREA)		10,112	49,689
	NORWAY		111	2,513
	SPAIN		13,677	111,640
	UNITED KINGDOM OF GT BRITAIN		1,019	33,602
8301600000	PARTS OF LOCKS, BASE METAL	KG	6,010	69,274
	CHINA (TAIWAN)		4,897	53,317
	GERMANY		30	2,094
	HONG KONG		281	2,678
	UNITED KINGDOM OF GT BRITAIN		802	11,185
8301700000	KEYS PRESENTED SEPARATELY	KG	8,606	108,004
	CHINA,PEOPLE'S REP.(MAINLAND)		8,335	102,808
	JAPAN		271	5,196
8302103000	HINGES AND PARTS FOR MOTR VEHCLS IR/ST, ALUM, ZINC	KG	8,441	62,256
	CHINA (TAIWAN)		4,188	39,990
	GERMANY		1,183	11,137
	KOREA,REP. OF (SOUTH KOREA)		3,070	11,129
8302106030	HINGES AND PARTS FR DOORS, IRN/STL, ALUM OR ZINC	KG	192,101	671,467
	CHINA (TAIWAN)		31,854	101,863
	CHINA,PEOPLE'S REP.(MAINLAND)		144,986	492,336
	ITALY		15,004	72,367
	SPAIN		257	4,901
8302106060	HINGES AND PARTS FOR FURN, CABINETS IR/ST, AL, ZN	KG	84,532	287,040
	CHINA,PEOPLE'S REP.(MAINLAND)		44,551	109,481
	DOMINICAN REPUBLIC		401	2,160
	GERMANY		470	3,942
	ITALY		37,848	166,752
	JAPAN		374	2,404
	MEXICO		888	2,301
8302106090	HINGES AND PARTS NESOI OF IRN/STL, ALUM OR ZINC	KG	80,842	175,124
	CHILE		581	18,055
	CHINA (TAIWAN)		2,220	7,136
	CHINA,PEOPLE'S REP.(MAINLAND)		65,373	110,526
	EL SALVADOR		7,586	29,194
	INDIA		4,577	7,044
	JAPAN		505	3,169
8302109030	HNGS A PTS F DOORS BM NESOI NT AL IOS OR ZINC	KG	198,197	759,746
	CANADA		1,270	3,300
	CHINA (TAIWAN)		25,352	52,848
	CHINA,PEOPLE'S REP.(MAINLAND)		157,648	641,110
	COSTA RICA		5,313	19,569
	HONG KONG		8,614	42,919
8302109060	HINGES A PTS FR FURN A CABS BM NESOI NOT IOS AL OR	KG	37,842	140,145
	CHINA,PEOPLE'S REP.(MAINLAND)		37,842	140,145
8302109090	HINGES A PTS, BS MTL NESOI NT F DRS FURN OR CABNTS	KG	46,085	219,671
	AUSTRIA		6,393	41,818
	CHINA (TAIWAN)		2,167	23,039

TABLE - 2 IMPORTS INTO PUERTO RICO FROM FOREIGN COUNTRIES, BY COMMODITY AND COUNTRY OF ORIGIN
FISCAL YEAR 2003

COMM CODE	DESCRIPTION AND COUNTRY	UNIT	QUANTITY	VALUE - $
	CHINA,PEOPLE'S REP.(MAINLAND)		12,814	49,656
	GERMANY		2,968	24,586
	HONG KONG		2,592	14,400
	INDIA		3,482	4,422
	ITALY		15,669	61,750
8302200000	CASTORS, AND PARTS THEREOF, OF BASE METAL	KG	52,516	153,358
	CHINA (TAIWAN)		4,749	24,821
	CHINA,PEOPLE'S REP.(MAINLAND)		31,291	39,841
	HONG KONG		2,723	4,723
	SPAIN		13,753	83,973
8302303060	OTH MNTNGS FTTNGS ETC, MOTOR VEHC, IOS ZN AL PARTS	KG	5,068	74,852
	ITALY		184	2,931
	JAPAN		4,884	71,921
8302306000	OTH MOUNTNGS, FTTNGS ETC NES FOR MOTR VEH BS METAL	KG	55,471	465,786
	CHINA (TAIWAN)		46,871	413,062
	KOREA,REP. OF (SOUTH KOREA)		2,419	19,630
	THAILAND		6,181	33,094
8302413000	DOOR CLSRS (EXC ATMTC) A PTS, BS MTL, FOR BUILDING	KG	37,658	213,490
	CHINA (TAIWAN)		17,991	108,023
	CHINA,PEOPLE'S REP.(MAINLAND)		3,465	12,801
	ITALY		454	7,316
	KOREA,REP. OF (SOUTH KOREA)		14,591	64,078
	SPAIN		1,157	21,272
8302416015	DOORSTOPS PLS KNCKRS CHNS KCKPL ESC IR ST AL OR ZN	KG	29,837	135,263
	CHINA (TAIWAN)		4,127	41,821
	CHINA,PEOPLE'S REP.(MAINLAND)		17,416	43,003
	HONG KONG		1,401	4,203
	IRELAND		679	3,574
	ITALY		206	4,891
	KOREA,REP. OF (SOUTH KOREA)		3,283	15,796
	PORTUGAL		218	12,633
	SPAIN		2,507	9,342
8302416045	DOOR HARDWARE NESOI, IRON, STEEL, ALUMINUM OR ZINC	KG	168,113	992,819
	CANADA		169	2,737
	CHINA (TAIWAN)		32,622	264,364
	CHINA,PEOPLE'S REP.(MAINLAND)		77,433	308,592
	EL SALVADOR		13,948	38,497
	GUATEMALA		21,041	121,805
	HONG KONG		728	2,521
	SPAIN		22,172	254,303
8302416050	HDWR FOR CURTAINS DRAPRS A SHADES, IR/ST AL OR ZN	KG	15,961	72,616
	CHINA,PEOPLE'S REP.(MAINLAND)		14,879	64,615
	ITALY		818	5,634
	SPAIN		264	2,367
8302416080	OTHR MOUNTINGS/FITTNGS/ETC IRON,STEEL,ALUMIN,ZINC	KG	450,361	1,659,950
	CANADA		514	6,965
	CHINA (TAIWAN)		31,227	155,643
	CHINA,PEOPLE'S REP.(MAINLAND)		224,429	681,221
	EL SALVADOR		187,101	619,243
	GUATEMALA		614	2,273
	IRELAND		900	13,004
	KOREA,REP. OF (SOUTH KOREA)		5,259	179,100
	SPAIN		317	2,501
8302419015	DOORSTOPS PLS KNCKRS CHNS KCKPL ESCUT BS MTL NESOI	KG	11,608	89,522
	CHINA (TAIWAN)		3,175	15,062
	CHINA,PEOPLE'S REP.(MAINLAND)		4,031	29,926
	PORTUGAL		496	8,352
	SPAIN		3,906	36,182
8302419045	DOOR HARDWARE NESOI, BASE METAL EXC IR ST AL OR ZN	KG	57,153	418,054
	ARGENTINA		877	19,736
	CANADA		144	6,344
	CHINA (TAIWAN)		30,027	255,547
	CHINA,PEOPLE'S REP.(MAINLAND)		25,796	129,760
	SPAIN		309	6,667
8302419050	OTH MNTG/FTG/ETC CRTNS/DRPS/WNDW SHDS;OTH BASE MTL	KG	644	7,376
	CHINA (TAIWAN)		360	3,040
	SPAIN		284	4,336
8302419080	OTHER MOUNTINGS ETC FOR BLDGS NESOI BAS METL NESOI	KG	45,834	238,002

TABLE - 2 IMPORTS INTO PUERTO RICO FROM FOREIGN COUNTRIES, BY COMMODITY AND COUNTRY OF ORIGIN
FISCAL YEAR 2003

COMM CODE	DESCRIPTION AND COUNTRY	UNIT	QUANTITY	VALUE - $
	CHINA (TAIWAN)		2,727	32,174
	CHINA,PEOPLE'S REP.(MAINLAND)		41,914	197,864
	SPAIN		1,193	7,964
8302423015	DRAWER SLIDES FOR FURNITURE; OF IOS ALUMINUM ZINC	KG	93,661	81,464
	AUSTRIA		12,001	14,300
	CHINA,PEOPLE'S REP.(MAINLAND)		67,554	54,038
	HONG KONG		14,106	13,126
8302423065	OTH MOUNTNGS FITTINGS FOR FURNITURE; OF IOS ZN AL	KG	20,834	141,323
	CHINA (TAIWAN)		8,707	31,750
	COLOMBIA		4,386	9,357
	ITALY		2,857	12,682
	PORTUGAL		296	8,197
	SPAIN		4,588	79,337
8302426000	OTH MNTGS ETC FR FURNITR NESOI OF BS MTLS NESOI	KG	6,881	22,328
	ARGENTINA		159	3,162
	CHINA (TAIWAN)		1,517	5,969
	CHINA,PEOPLE'S REP.(MAINLAND)		5,205	13,197
8302494000	HARNESS SADDLRY HDWR, PARTS, NT PREC METL PLATED	KG	593	11,768
	ARGENTINA		162	6,821
	BRAZIL		257	2,738
	COLOMBIA		174	2,209
8302496035	PNEUMTC CYL LIFT LOW ETC; OTH; IOS ZN AL, PTS THRF	NO	2,400	4,759
	CHINA (TAIWAN)		2,400	4,759
8302496055	OTH MNTGS FTTGS; AIR VESS OTH NT MV IOS ZN AL, PTS	KG	2,798	659,428
	FRANCE		2,771	627,990
	GERMANY		27	31,438
8302496085	OTH MNTNGS FTTNGS ETC NESOI IOS ZN ALUM, PTS THERF	KG	8,742	48,597
	CHINA,PEOPLE'S REP.(MAINLAND)		2,061	4,533
	JAPAN		91	2,353
	KOREA,REP. OF (SOUTH KOREA)		2,233	5,642
	SPAIN		4,357	36,069
8302498090	OTH MOUNTNGS FTTNGS ETC NES BS METL EXC IOS AL ZN	KG	1,727	16,629
	CHINA,PEOPLE'S REP.(MAINLAND)		540	5,328
	COLOMBIA		376	2,219
	ITALY		811	9,082
8302500000	HAT-RACKS HAT PEGS BRCKTS ETC PARTS, BASE METAL	KG	204,968	627,327
	BRAZIL		113,343	303,228
	CHINA (TAIWAN)		28,762	77,881
	CHINA,PEOPLE'S REP.(MAINLAND)		59,034	156,362
	ITALY		490	9,269
	KOREA,REP. OF (SOUTH KOREA)		2,579	75,519
	SPAIN		760	5,068
8302603000	AUTOMATIC DOOR CLOSERS OF BASE METAL	KG	9,313	78,246
	CHINA (TAIWAN)		3,733	28,093
	CHINA,PEOPLE'S REP.(MAINLAND)		1,125	3,407
	COSTA RICA		700	4,096
	HONG KONG		3,195	40,500
	THAILAND		560	2,150
8302609000	PARTS OF AUTOMATIC DOOR CLOSERS, BASE METAL	KG	4,872	60,668
	ITALY		3,030	53,892
	SPAIN		1,842	6,776
8303000000	SAFES, CASH OR DEED BOXES ETC A PRTS, BASE METAL	KG	41,325	76,210
	CANADA		16,004	23,373
	CHINA (TAIWAN)		8,298	20,921
	CHINA,PEOPLE'S REP.(MAINLAND)		2,966	8,480
	ITALY		320	2,185
	KOREA,REP. OF (SOUTH KOREA)		12,526	17,751
	VENEZUELA		1,211	3,500
8304000000	OFFICE AND DESK EQUIP A PRTS, OF BASE METAL	KG	7,452	10,236
	CHINA,PEOPLE'S REP.(MAINLAND)		7,452	10,236
8305100050	FITTINGS FOR LOOSELEAF BINDERS, FILES NESOI BS MTL	KG	51,902	114,257
	CHINA,PEOPLE'S REP.(MAINLAND)		24,328	49,473
	VENEZUELA		27,574	64,784
8305200000	STAPLES IN STRIPS, OF BASE METAL	KG	3,768	11,278
	CHINA,PEOPLE'S REP.(MAINLAND)		3,723	9,250
	JAPAN		45	2,028
8305903010	PAPER CLIPS AND PARTS, WHOLLY OF WIRE, BASE METAL	KG	43,525	74,547
	CHINA,PEOPLE'S REP.(MAINLAND)		3,285	8,538

TABLE - 2 IMPORTS INTO PUERTO RICO FROM FOREIGN COUNTRIES, BY COMMODITY AND COUNTRY OF ORIGIN
FISCAL YEAR 2003

COMM CODE	DESCRIPTION AND COUNTRY	UNIT	QUANTITY	VALUE - $
	COLOMBIA		28,930	38,589
	VENEZUELA		11,310	27,420
8305903050	PAPER CLIPS AND PARTS, NESOI, OF BASE METAL	KG	24,172	38,376
	CHINA,PEOPLE'S REP.(MAINLAND)		24,172	38,376
8305906000	OTH BASE METAL OFFICE SUPPLY ARTICLS, PARTS, NESOI	KG	3,005	6,797
	CHINA,PEOPLE'S REP.(MAINLAND)		3,005	6,797
8306100000	BELLS, GONGS AND THE LIKE, AND PARTS, BASE METAL	KG	8,071	27,009
	CHINA,PEOPLE'S REP.(MAINLAND)		8,071	27,009
8306210000	STATUETTES A OTH ORNAMNTS A PRTS PLTD W PREC METAL	KG	1,622	15,052
	ITALY		50	3,934
	SPAIN		1,572	11,118
8306290000	STATUETTES A OTH ORNMNTS A PRTS, BS METL NT PM PLT	KG	1,525,522	1,922,431
	ARGENTINA		800	14,640
	BRAZIL		4,687	21,875
	CHINA (TAIWAN)		3,650	31,755
	CHINA,PEOPLE'S REP.(MAINLAND)		1,220,081	1,207,770
	COLOMBIA		505	3,766
	EL SALVADOR		2,250	28,398
	GERMANY		219	2,882
	GUATEMALA		619	2,234
	HAITI		2,002	21,663
	ITALY		186,647	278,041
	MEXICO		63,495	82,475
	SPAIN		5,763	35,136
	THAILAND		1,607	9,913
	VENEZUELA		33,197	181,883
8306300000	PHOTO, PCTR A SIM FRAMES, MIRRORS, PRTS, BASE METL	KG	57,548	122,081
	CHINA (TAIWAN)		3,078	2,866
	CHINA,PEOPLE'S REP.(MAINLAND)		54,395	117,202
	NETHERLANDS		75	2,013
8307103000	FLEXIBLE TUBING OF IRON OR STEEL, WITH FITTINGS	KG	28,158	622,670
	ITALY		677	6,070
	UNITED KINGDOM OF GT BRITAIN		27,481	616,600
8307106000	FLEXIBLE TUBING, IRON OR STEEL, WITH OUT FITTINGS	KG	17,434	20,080
	MEXICO		17,434	20,080
8307906000	FLEXIBLE TUBING, BASE METL EX IOS, W/O FITTINGS	KG	52,813	148,081
	CHINA (TAIWAN)		14,174	45,940
	CHINA,PEOPLE'S REP.(MAINLAND)		24,957	55,082
	UNITED KINGDOM OF GT BRITAIN		13,682	47,059
8308100000	HOOKS, EYES AND EYELETS, OF BASE METAL	KG	28,188	56,545
	CHINA,PEOPLE'S REP.(MAINLAND)		27,109	45,790
	MEXICO		1,079	10,755
8308906000	BUCKLES AND BUCKLE CLASPS A PARTS, BASE METAL	KG	1,130	14,728
	CHINA (TAIWAN)		769	11,622
	COLOMBIA		361	3,106
8308909000	CLASPS ETC OF BASE METAL NESOI FOR CLOTHING ETC	KG	2,082	33,502
	CHINA (TAIWAN)		2,082	33,502
8309100000	CROWN CORKS INC SEALS AND CAPS, A PRTS, BASE METAL	KG	249,220	422,242
	FRANCE		758	8,502
	MEXICO		248,462	413,740
8309900000	STOPPERS, CAPS, LIDS, SEALS ETC NES, PRTS, BS METL	KG	1,360,819	4,465,490
	ARGENTINA		1,169,894	3,106,109
	BELGIUM		655	3,854
	CANADA		3,931	38,714
	DOMINICAN REPUBLIC		103,954	252,763
	FRANCE		33,847	367,372
	GERMANY		9,521	214,280
	ITALY		2,156	19,979
	MEXICO		4,895	20,367
	SOUTH AFRICA,REP.OF		3,826	21,240
	SPAIN		6,921	44,851
	UNITED KINGDOM OF GT BRITAIN		21,219	375,961
8310000000	SGN PLTS NOS A SMBLS ET BM EXCPT OF HDG 9405	KG	13,547	143,926
	CANADA		800	5,798
	CHINA (TAIWAN)		1,639	34,678
	CHINA,PEOPLE'S REP.(MAINLAND)		246	17,643
	ITALY		194	28,929
	MEXICO		6,687	22,929

TABLE - 2 IMPORTS INTO PUERTO RICO FROM FOREIGN COUNTRIES, BY COMMODITY AND COUNTRY OF ORIGIN
FISCAL YEAR 2003

COMM CODE	DESCRIPTION AND COUNTRY	UNIT	QUANTITY	VALUE - $
	NETHERLANDS		3,981	33,949
8311100000	COATED ELECTRODES, BASE METAL, FOR ELEC ARC-WELDNG	KG	533,660	499,015
	ARGENTINA		205,799	153,525
	CHINA,PEOPLE'S REP.(MAINLAND)		63,454	34,224
	DOMINICAN REPUBLIC		11,532	10,776
	KOREA,REP. OF (SOUTH KOREA)		51,813	51,810
	MEXICO		193,988	241,680
	VENEZUELA		7,074	7,000
8311200000	CORED WIRE OF BASE METAL, FOR ELECTRIC ARC-WELDING	KG	19,389	26,316
	CHINA,PEOPLE'S REP.(MAINLAND)		2,290	2,565
	MEXICO		15,871	18,806
	PERU		1,228	4,945
8311303000	LEAD-TIN SOLDERS (COATED RODS AND CORED WIRE)	KG	9,326	9,605
	CHINA,PEOPLE'S REP.(MAINLAND)		9,326	9,605
8311306000	COATED RODS A CORED WIRE, BS METL, NES FR SOLDR ET	KG	11,416	15,906
	DOMINICAN REPUBLIC		2,747	2,322
	MEXICO		8,669	13,584
8311900000	WIRE ETC CTD/CRD W FLUX FR WLD ETC A PRTS NESOI	KG	49,192	61,727
	MEXICO		47,915	50,172
	PERU		1,277	11,555
	MACHINERY AND MECHANICAL APPLIANCES; ELECTRICAL EQUIPMENT;PARTS THEREOF; SOUND RECORDERS AND REPRODUCERS, TELEVISION IMAGE AND SOUND RECORDER, AND REPRODUCERS, AND PARTS AND ACCESSORIES OF SUCH ARTICLES	TOTAL		745,530,902
	NUCLEAR REACTORS,BOILERS,MACHINERY AND MECHANICAL APPLIANCES; PARTS THEREOF	TOTAL		312,996,924
8402900010	HEAT EXCHANGERS	T	4	23,299
	GERMANY		4	23,299
8402900090	PTS FOR STEAM,VAPOR GENERATING,SUPER-HEAT WTR BLRS	X		825,793
	MEXICO			416,287
	SPAIN			409,506
8403900000	PARTS FOR CENTRAL HEATING BOILERS	X		23,450
	PORTUGAL			23,450
8405900000	PTS,PROD GAS,WTR GAS,ACETYLENE GAS,WTR PRO GAS GEN	X		6,587
	DENMARK			3,667
	SPAIN			2,920
8406811020	STATNRY STM TURBS, EXC MARIN PROP,CNDNS TYPE >40MW	NO	1	8,989
	GERMANY		1	8,989
8406904580	PARTS OF STEAM TURBINES, NESOI	X		109,332
	GERMANY			109,332
8407100040	SPK-IGN RECIP OR ROT INT COMB PST A/C ENG,=>373 KW	NO	13	8,011
	ITALY		13	8,011
8407210040	SPK-IGN REC OR ROT INT COM PST ENG, MARINE, OUTBRD	NO	39	35,440
	JAPAN		39	35,440
8407210080	SPK-IGN INT COM PST ENG, MARINE, OUTBRD, >=22.38kW	NO	778	2,803,843
	CHINA (TAIWAN)		60	201,944
	JAPAN		718	2,601,899
8407322040	SP-IG REC PST ENG FOR RD TR, BUS, AUTO, TRUCK,USED	NO	11	6,016
	JAPAN		11	6,016
8407322080	SP-IG REC PST ENG, F RD TR, BUS, AUTO, TRUCK, NEW	NO	41	48,285
	AUSTRIA		32	34,757
	ITALY		9	13,528
8407341400	SP-IG REC PST ENG,RD TR,BUS,AUTO,TRKS,<2000CC,USED	NO	3,890	1,054,407
	JAPAN		3,799	1,014,379
	KOREA,REP. OF (SOUTH KOREA)		91	40,028
8407341800	SP-IG REC PST ENG,RD TR,BUS,AUTO,TRKS,<2000CC, NEW	NO	13	30,284
	JAPAN		12	22,978
	SWITZERLAND		1	7,306
8407344400	SP-IG REC PST ENG,RD TR,BUS,AUTO,TRKS,>2000CC,USED	NO	222	26,400
	JAPAN		222	26,400
8407909060	SP-IG INT COMB PST ENG, NESOI, 4476>N/E 18.65 KW	NO	264	45,524
	CHINA,PEOPLE'S REP.(MAINLAND)		264	45,524

TABLE - 2 IMPORTS INTO PUERTO RICO FROM FOREIGN COUNTRIES, BY COMMODITY AND COUNTRY OF ORIGIN
FISCAL YEAR 2003

COMM CODE	DESCRIPTION AND COUNTRY	UNIT	QUANTITY	VALUE - $
8408201080	COMP-IGN ENG PROP FR VEH CH87,INST AG TR EX 37.3KW	NO	11	37,150
	UNITED KINGDOM OF GT BRITAIN		11	37,150
8408202000	COMP-IGN ENG FR PROP VEH CH87,RD TR,BUS,AUTO,TRUCK	NO	325	145,491
	DOMINICAN REPUBLIC		27	13,787
	JAPAN		298	131,704
8408209000	COMP-IG INT COMB PST ENG FR PROP OF VEH CH87, NESO	NO	7	66,683
	BRAZIL		1	5,100
	CANADA		1	50,000
	ITALY		5	11,583
8408909020	COMP-IGN INT COMB PST ENG,NESOI,EX149.2KW N/E373KW	NO	15,410	24,416,082
	IRELAND		80	145,678
	JAPAN		15,330	24,270,404
8408909050	COMP-IGN INT COMB PST ENG,NESOI,EXCEEDING 1,119 KW	NO	1	94,176
	UNITED KINGDOM OF GT BRITAIN		1	94,176
8409911080	CAST-IRON PTS FOR SPARK-IGNITION PST ENGINES,NESOI	KG	3,341	47,453
	CHINA (TAIWAN)		1,575	13,810
	JAPAN		1,766	33,643
8409913000	ALUMINUM CYLINDER HEADS,SPARK-IGN PIST ENG.FOR VEH	NO	129	25,332
	INDIA		115	21,625
	JAPAN		14	3,707
8409915010	CONN RODS FOR SP-IG PST ENG FOR RD TR,BUS,AUTO,TRK	NO	102	13,004
	JAPAN		102	13,004
8409915080	PARTS FOR SP-IG PST ENG FOR RD TR,BUS,AUTO,TRUCKS	KG	74,955	1,078,610
	AUSTRALIA		2,497	40,927
	CHINA (TAIWAN)		11,268	115,619
	COLOMBIA		1,393	6,734
	DENMARK		41	2,913
	GERMANY		901	14,495
	ISRAEL		1,749	39,985
	ITALY		106	7,671
	JAPAN		45,561	705,233
	KOREA,REP. OF (SOUTH KOREA)		10,616	120,033
	SPAIN		823	25,000
8409919990	PARTS, EXC CONN RODS, FOR SP-IG PST ENGINES, NESOI	KG	134,031	434,244
	CANADA		17	4,467
	CHINA (TAIWAN)		5,960	51,724
	CHINA,PEOPLE'S REP.(MAINLAND)		1,459	24,011
	GERMANY		360	6,443
	ISRAEL		2,655	67,288
	JAPAN		113,084	182,973
	KOREA,REP. OF (SOUTH KOREA)		5,375	50,937
	UNITED KINGDOM OF GT BRITAIN		2,389	29,260
	VENEZUELA		2,732	17,141
8409999190	PARTS FR COMP-IG PST ENG FR RD TR,BUS,AUTO,TRUCKS	KG	17,094	295,466
	AUSTRALIA		1,009	12,319
	BRAZIL		548	7,202
	CHINA (TAIWAN)		1,020	5,539
	GERMANY		756	35,862
	JAPAN		12,682	216,651
	KOREA,REP. OF (SOUTH KOREA)		1,079	17,893
8409999990	PARTS FOR COMP-IG INT COMB PST ENGINES, NESOI	KG	47,819	465,286
	CHINA (TAIWAN)		8,495	82,034
	CHINA,PEOPLE'S REP.(MAINLAND)		550	2,376
	DENMARK		7,014	154,391
	FINLAND		621	13,616
	GERMANY		531	9,326
	JAPAN		28,324	142,665
	SPAIN		183	12,379
	SWEDEN		1,820	43,124
	UNITED KINGDOM OF GT BRITAIN		281	5,375
8410900000	PARTS, INC REGULATORS, FOR HYDRAULIC TURB & WTR WH	X		2,446
	GERMANY			2,446
8411224000	TURBOPROPELLER AIRCRAFT ENGINES, POWER EXC 1100 KW	NO	1	120,827
	CANADA		1	120,827
8411999060	PARTS OF NONAIRCRAFT GAS TURBINES, NESOI	X		1,094,836
	GERMANY			25,340
	HUNGARY			41,599
	ITALY			896,897

TABLE - 2 IMPORTS INTO PUERTO RICO FROM FOREIGN COUNTRIES, BY COMMODITY AND COUNTRY OF ORIGIN
FISCAL YEAR 2003

COMM CODE	DESCRIPTION AND COUNTRY	UNIT	QUANTITY	VALUE - $
	VENEZUELA			131,000
8412210075	LINEAR ACTING HYDRAULIC MOTORS (CYLINDERS)	NO	2	5,672
	CANADA		1	2,872
	ITALY		1	2,800
8412298075	HYDRAULIC POWER ENGINES AND MOTORS, NESOI	NO	3	3,265
	SWEDEN		3	3,265
8412310080	LINEAR ACTING PNEUMATIC MOTORS (CYLINDERS), NESOI	NO	1	6,144
	UNITED KINGDOM OF GT BRITAIN		1	6,144
8412390080	PNEUMATIC POWER ENGINES AND MOTORS, NESOI	NO	320	28,566
	SWEDEN		254	18,589
	UNITED KINGDOM OF GT BRITAIN		66	9,977
8412809000	ENGINES AND MOTORS, NESOI	X		6,106
	DOMINICAN REPUBLIC			6,106
8412909080	PARTS OF ENGINES AND MOTORS, NESOI	X		93,876
	UNITED KINGDOM OF GT BRITAIN			93,876
8413110000	PUMPS FOR DISPENSING FUEL OR LUBRICANTS,GARAGE USE	NO	4	8,284
	BRAZIL		4	8,284
8413190000	PUMPS FITTED WITH MEASURING DEVICE, NESOI	NO	11,602,775	3,297,561
	CHINA,PEOPLE'S REP.(MAINLAND)		1,020	7,090
	FRANCE		6,198,400	1,975,101
	GERMANY		5,403,355	1,315,370
8413200000	HAND PUMPS,EXC PUMPS FITTED WITH MEASURING DEVICES	NO	8,300	9,991
	CHINA,PEOPLE'S REP.(MAINLAND)		8,300	9,991
8413309030	FUEL PUMPS, EXC FUEL-INJECT, FOR INTRL COMB PST EG	NO	14,332	253,727
	BRAZIL		10	30,046
	CHINA,PEOPLE'S REP.(MAINLAND)		150	17,700
	DENMARK		2	10,317
	JAPAN		1,135	32,080
	KOREA,REP. OF (SOUTH KOREA)		13,035	163,584
8413309060	LUBRICATING PUMPS FOR INTERNAL COMBUSTION PST ENGS	NO	6,316	156,562
	CHINA (TAIWAN)		2,779	55,450
	JAPAN		3,246	91,035
	KOREA,REP. OF (SOUTH KOREA)		269	6,977
	UNITED KINGDOM OF GT BRITAIN		22	3,100
8413309090	COOLING MEDIUM PUMPS FOR INTERNAL COMB PISTON ENGS	NO	74,758	823,764
	AUSTRALIA		134	5,704
	CHINA (TAIWAN)		155	2,210
	CHINA,PEOPLE'S REP.(MAINLAND)		29,643	207,940
	ITALY		475	5,941
	JAPAN		40,355	530,480
	KOREA,REP. OF (SOUTH KOREA)		3,744	52,602
	PANAMA		210	11,683
	UNITED KINGDOM OF GT BRITAIN		42	7,204
8413500070	HYDRAULIC FLUID POWER PUMPS, RADIAL PISTON	NO	3	7,512
	AUSTRIA		3	7,512
8413500080	HYDRAULIC FLUID POWER PUMPS, NESOI	NO	3	3,020
	GERMANY		3	3,020
8413500090	RECIPROCATING POSITIVE DISPLACEMENT PUMPS, NESOI	NO	8	19,820
	GERMANY		8	19,820
8413600030	HYDRAULIC FLUID POWER PUMPS, ROTARY POSITIVE,GEAR	NO	3	11,434
	UNITED KINGDOM OF GT BRITAIN		3	11,434
8413600040	HYDRAULIC FLUID POWER PUMPS, ROTARY POSITIVE,NESOI	NO	8	16,465
	CANADA		1	2,300
	DENMARK		6	10,179
	KOREA,REP. OF (SOUTH KOREA)		1	3,986
8413702004	SUBMERSIBLE PUMPS, CENTRIFUGAL	NO	5,199	107,004
	BRAZIL		1	2,534
	CHINA,PEOPLE'S REP.(MAINLAND)		2,510	6,629
	ITALY		2,676	11,013
	JAPAN		3	6,885
	NETHERLANDS		1	24,003
	SPAIN		4	50,556
	SWEDEN		4	5,384
8413702005	CENT PMP LIQ,SING-STG,SING-SUC,CLOS-COUP,DIS5.08CM	NO	1,025	119,232
	CANADA		1,025	119,232
8413702090	CENTRIFUGAL PUMPS FOR LIQUIDS, NESOI	NO	1,717	100,324
	GERMANY		1	6,355
	SPAIN		1,716	93,969

TABLE - 2 IMPORTS INTO PUERTO RICO FROM FOREIGN COUNTRIES, BY COMMODITY AND COUNTRY OF ORIGIN
FISCAL YEAR 2003

COMM CODE	DESCRIPTION AND COUNTRY	UNIT	QUANTITY	VALUE - $
8413810030	HOUSEHOLD WATER SYST,SELF-CONTAIN; WINDMILL PUMPS	NO	12,094	552,483
	CHINA,PEOPLE'S REP.(MAINLAND)		5,484	143,541
	ITALY		898	52,051
	PANAMA		652	19,481
	PORTUGAL		3,660	186,530
	SPAIN		1,400	150,880
8413810040	PUMPS FOR LIQUIDS, NESOI	NO	20,409	530,217
	AUSTRIA		3	145,173
	CANADA		1	77,500
	CHINA,PEOPLE'S REP.(MAINLAND)		10,315	15,136
	COLOMBIA		1	6,200
	DENMARK		2	8,584
	FRANCE		1	2,490
	GERMANY		3	51,850
	ITALY		2,862	109,850
	JAPAN		7	11,743
	KOREA,REP. OF (SOUTH KOREA)		1	4,129
	MEXICO		7,201	20,320
	SPAIN		4	3,405
	SWEDEN		3	2,157
	UNITED KINGDOM OF GT BRITAIN		5	71,680
8413919010	PARTS,FUEL,LUBRIC OR COOL MED PUMPS,EXC FUEL-INJET	X		41,843
	CHINA (TAIWAN)			10,951
	SPAIN			30,892
8413919050	PARTS OF HYDRAULIC FLUID POWER PUMPS	X		46,909
	CANADA			5,997
	KOREA,REP. OF (SOUTH KOREA)			2,378
	PORTUGAL			38,534
8413919080	PARTS OF PUMPS FOR LIQUIDS, NESOI	X		569,115
	CHINA,PEOPLE'S REP.(MAINLAND)			2,440
	DENMARK			13,740
	GERMANY			15,587
	GUATEMALA			2,339
	ITALY			75,478
	JAPAN			11,097
	MEXICO			426,847
	NETHERLANDS			11,271
	SPAIN			2,639
	SWEDEN			7,677
8413920000	PARTS OF LIQUID ELEVATORS	X		4,689
	CHINA,PEOPLE'S REP.(MAINLAND)			4,689
8414100000	VACUUM PUMPS	NO	13,469	89,794
	CANADA		1	10,840
	CHINA,PEOPLE'S REP.(MAINLAND)		13,442	10,153
	GERMANY		10	37,959
	ITALY		16	30,842
8414200000	HAND- OR FOOT-OPERATED AIR PUMPS	NO	4,900	10,962
	CHINA (TAIWAN)		3,100	4,748
	CHINA,PEOPLE'S REP.(MAINLAND)		1,800	6,214
8414304000	COMPRESSORS, REFRIG AND AIR-COND, NOT EXC 1/4 HP	NO	11	2,905
	MEXICO		11	2,905
8414308010	COMPRESSORS, REFRIG & AIR COND, SCREW TYP,N/E 200H	NO	1,606	111,571
	CHINA,PEOPLE'S REP.(MAINLAND)		21	2,478
	FRANCE		1,520	98,893
	THAILAND		65	10,200
8414308030	COMPRESSORS, REFRIG & AIR COND, FOR MOTOR VEHICLES	NO	4,100	186,545
	CHINA (TAIWAN)		3,450	62,657
	JAPAN		299	58,914
	KOREA,REP. OF (SOUTH KOREA)		351	64,974
8414308050	COMPRESSORS, REF & A/C,EXC AMMONIA,EXC 1/4N/EXC1HP	NO	1,236	50,827
	BRAZIL		1,236	50,827
8414308080	COMPRESSORS, REF & A/C,EXC AMMONIA,EXCEEDING 10 HP	NO	1	53,842
	GERMANY		1	53,842
8414510030	CEILING FANS,PERM INST,SLF-CONT ELEC MTR < 125W	NO	49,279	1,625,604
	CHINA (TAIWAN)		12,794	883,497
	CHINA,PEOPLE'S REP.(MAINLAND)		35,835	703,264
	MALAYSIA		650	38,843
8414510060	FANS,EXC CEILING,PERM INST,SLF-CONT ELEC MTR<125 W	NO	75,678	711,146

TABLE - 2 IMPORTS INTO PUERTO RICO FROM FOREIGN COUNTRIES, BY COMMODITY AND COUNTRY OF ORIGIN
FISCAL YEAR 2003

COMM CODE	DESCRIPTION AND COUNTRY	UNIT	QUANTITY	VALUE - $
	CHINA (TAIWAN)		2,300	32,296
	CHINA,PEOPLE'S REP.(MAINLAND)		73,078	675,484
	HONG KONG		300	3,366
8414510090	FANS, NOT PERM INST,SLF-CONT ELEC MTR N/E 125 W	NO	649,076	5,930,632
	CHINA (TAIWAN)		22,297	277,907
	CHINA,PEOPLE'S REP.(MAINLAND)		621,009	5,581,706
	HONG KONG		5,660	62,072
	JAPAN		110	8,947
8414596040	FANS,NESOI, SUITABLE FOR USE WITH MOTOR VEHICLES	NO	48,020	598,440
	CHINA (TAIWAN)		21,935	339,867
	CHINA,PEOPLE'S REP.(MAINLAND)		24,302	196,054
	HONG KONG		300	2,350
	JAPAN		1,325	54,004
	KOREA,REP. OF (SOUTH KOREA)		158	6,165
8414596090	FANS, NESOI, AXIAL	NO	10,358	117,267
	CHINA,PEOPLE'S REP.(MAINLAND)		10,358	117,267
8414596095	FANS, NESOI	NO	24,575	228,905
	CANADA		15	4,275
	CHINA (TAIWAN)		4,053	63,568
	CHINA,PEOPLE'S REP.(MAINLAND)		19,688	87,612
	FRANCE		5	26,994
	GERMANY		66	4,744
	HONG KONG		36	2,660
	ITALY		12	5,778
	KOREA,REP. OF (SOUTH KOREA)		642	16,744
	POLAND		58	16,530
8414600000	HOODS HAVING MAXIMUM HORRIZON SIDE NOT EXC 120 CM	NO	2,913	517,332
	ITALY		2,050	395,759
	MEXICO		624	41,658
	SPAIN		239	79,915
8414801675	AIR COMPRESSORS,ROTARY,STATIONRY,EXCEEDING 74.6 KW	NO	42	1,285,857
	BELGIUM		9	915,666
	MALAYSIA		26	7,411
	NETHERLANDS		7	362,780
8414801680	AIR COMPRESSORS,STATIONARY,EXCEPT RECIP AND ROTARY	NO	251	30,534
	CHINA,PEOPLE'S REP.(MAINLAND)		210	13,593
	ITALY		41	16,941
8414801685	AIR COMPRESSORS,PORTABLE,LT 0.57 CUBIC METERS/MIN	NO	3,000	13,500
	CHINA,PEOPLE'S REP.(MAINLAND)		3,000	13,500
8414801690	AIR COMPRESSORS, PORTABLE, NESOI	NO	75	4,363
	CHINA,PEOPLE'S REP.(MAINLAND)		75	4,363
8414802065	COMPRESSORS NESOI INC REC & ROT >186.5KW & <=746KW	NO	1	3,454
	SPAIN		1	3,454
8414809000	AIR OR VACUUM PUMPS, NESOI	NO	676	167,247
	BELGIUM		1	123,319
	BRAZIL		3	4,111
	CHINA,PEOPLE'S REP.(MAINLAND)		672	39,817
8414901040	PTS OF FANS INC BLOWERS (OF SUBHEADING 8414.51.00)	X		3,246
	CHINA,PEOPLE'S REP.(MAINLAND)			3,246
8414901080	PTS OF FANS(BLOWERS) & VENT OR RECYCL HOODS, NESOI	X		154,078
	CHINA (TAIWAN)			96,869
	CHINA,PEOPLE'S REP.(MAINLAND)			33,851
	FRANCE			16,550
	GERMANY			2,202
	KOREA,REP. OF (SOUTH KOREA)			4,606
8414904175	PTS OF COMPRESSORS, EXC COMPRESSOR HOUSINGS, NESOI	X		73,009
	BELGIUM			57,461
	SPAIN			6,900
	UNITED KINGDOM OF GT BRITAIN			8,648
8414909040	PARTS OF VACUUM PUMPS	X		12,729
	FINLAND			9,664
	ITALY			3,065
8414909080	PARTS OF AIR PUMPS, NESOI	X		2,160
	CHINA (TAIWAN)			2,160
8415103040	AIR-CONDTNRS,WIND/WALL, SELF-CONTAIN LT 2.93 KW/HR	NO	37,047	7,186,491
	BRAZIL		5,678	1,228,092
	CHINA (TAIWAN)		155	69,725
	CHINA,PEOPLE'S REP.(MAINLAND)		10,405	1,493,104

TABLE - 2 IMPORTS INTO PUERTO RICO FROM FOREIGN COUNTRIES, BY COMMODITY AND COUNTRY OF ORIGIN
FISCAL YEAR 2003

COMM CODE	DESCRIPTION AND COUNTRY	UNIT	QUANTITY	VALUE - $
	HONG KONG		692	81,083
	JAPAN		224	129,920
	KOREA,REP. OF (SOUTH KOREA)		5,250	1,010,995
	MALAYSIA		694	173,551
	MEXICO		403	146,814
	SINGAPORE		3,222	1,003,698
	THAILAND		10,324	1,849,509
8415103060	AIR-COND,WIND/WALL,SELF-CONTAIN (2.93-4.98 KW/HR)	NO	25,248	4,566,868
	BRAZIL		4,181	701,282
	CHINA,PEOPLE'S REP.(MAINLAND)		6,181	1,254,073
	JAPAN		150	26,641
	KOREA,REP. OF (SOUTH KOREA)		5,695	938,072
	MALAYSIA		2,575	423,531
	MEXICO		819	302,631
	SINGAPORE		2,048	339,474
	THAILAND		3,562	570,896
	TRINIDAD AND TOBAGO		37	10,268
8415103080	AIR-COND,WIND/WALL,SELF-CONTAIN GE 4.98 KW/HR	NO	6,562	1,348,351
	BRAZIL		680	132,161
	CHINA,PEOPLE'S REP.(MAINLAND)		493	124,940
	KOREA,REP. OF (SOUTH KOREA)		2,820	493,438
	MALAYSIA		1,574	350,360
	SINGAPORE		790	189,013
	THAILAND		162	42,606
	TRINIDAD AND TOBAGO		43	15,833
8415109000	AIR-CONDERS, WINDOW/ WALL TYPE, NOT SELF CONTAINED	NO	11,523	2,496,833
	BRAZIL		2,181	486,324
	CHINA (TAIWAN)		6	2,400
	CHINA,PEOPLE'S REP.(MAINLAND)		4,959	830,505
	HONG KONG		308	50,555
	KOREA,REP. OF (SOUTH KOREA)		1,456	324,908
	MEXICO		7	7,430
	THAILAND		2,606	794,711
8415200000	AUTOMOTIVE AIR CONDITIONERS	NO	77	13,818
	CHINA (TAIWAN)		55	9,852
	JAPAN		22	3,966
8415820105	AR-CND,SLF-CNTN,RMTE COND,EXC YR-RND LT 17.58KW/HR	NO	718	179,576
	CHINA,PEOPLE'S REP.(MAINLAND)		270	74,790
	THAILAND		448	104,786
8415820110	AR-CND,SLF-CNTN,RMTE COND,EXC YR-RND GT 17.58KW/HR	NO	2,881	546,474
	CHINA,PEOPLE'S REP.(MAINLAND)		1,492	199,850
	THAILAND		1,389	346,624
8415820130	ROOM FAN COIL UNITS FOR USE WITH WATER CHILLERS	NO	2,096	329,311
	THAILAND		2,096	329,311
8415820140	ROOM,CNTRL STAT A/C UNITS USED W/WATR CHLLR NESOI	NO	1,134	237,053
	MALAYSIA		1,094	213,653
	VENEZUELA		40	23,400
8415820160	DEHUMIDIFIERS W/REFRIG,WATER REM GT 35 LITER, 24HR	NO	473	141,152
	CANADA		3	36,775
	CHINA,PEOPLE'S REP.(MAINLAND)		241	57,925
	MALAYSIA		229	46,452
8415820170	AIR COND MACH INCORPORATING A REFRIG UNIT, NESOI	NO	16,337	3,001,670
	CHINA,PEOPLE'S REP.(MAINLAND)		4,412	694,711
	DOMINICAN REPUBLIC		1,080	115,654
	FRANCE		124	25,089
	HONG KONG		1,708	193,551
	KOREA,REP. OF (SOUTH KOREA)		5,789	1,193,769
	MALAYSIA		2,758	653,134
	MEXICO		130	54,150
	PANAMA		306	62,522
	THAILAND		30	9,090
8415830090	AIR COND MACHS NOT INCORPORAT A REFRIG UNIT, NESOI	NO	4,776	1,124,782
	BRAZIL		446	91,218
	CHINA,PEOPLE'S REP.(MAINLAND)		1,265	198,574
	GERMANY		1	4,200
	JAPAN		608	331,405
	MALAYSIA		315	65,365
	SINGAPORE		213	21,605

TABLE - 2 IMPORTS INTO PUERTO RICO FROM FOREIGN COUNTRIES, BY COMMODITY AND COUNTRY OF ORIGIN
FISCAL YEAR 2003

COMM CODE	DESCRIPTION AND COUNTRY	UNIT	QUANTITY	VALUE - $
	THAILAND		1,928	412,415
8415904000	CHASSIS,CHASSIS BASES & OUTER CABINET,PRT OF A/CON	NO	130	37,695
	CHINA (TAIWAN)		130	37,695
8415908025	AIR CONDITIONING EVAPORATOR COILS INC REF UNIT	NO	8,737	1,865,812
	BRAZIL		2,522	596,319
	CHINA,PEOPLE'S REP.(MAINLAND)		930	106,545
	ISRAEL		453	119,965
	JAPAN		23	2,321
	MALAYSIA		3	5,730
	THAILAND		4,806	1,034,932
8415908045	PARTS OF AUTOMOTIVE AIR CONDITIONERS	X		240,530
	CHINA (TAIWAN)			14,248
	CHINA,PEOPLE'S REP.(MAINLAND)			2,842
	GERMANY			2,833
	ISRAEL			37,584
	JAPAN			126,270
	KOREA,REP. OF (SOUTH KOREA)			56,753
8415908085	PARTS OF AIR CONDITIONING MACHINES, NESOI	X		3,648,785
	BRAZIL			237,709
	CHINA (TAIWAN)			28,700
	CHINA,PEOPLE'S REP.(MAINLAND)			652,973
	COLOMBIA			27,864
	FRANCE			202,650
	HONG KONG			52,991
	JAPAN			536,890
	KOREA,REP. OF (SOUTH KOREA)			23,384
	MALAYSIA			107,035
	MEXICO			28,492
	PANAMA			9,013
	SINGAPORE			10,661
	THAILAND			1,664,859
	UNITED KINGDOM OF GT BRITAIN			65,564
8417200000	BAKERY OVENS, INCLUD BISCUIT OVENS, INDUST,NONELEC	NO	1	16,164
	COSTA RICA		1	16,164
8417800000	IND OR LAB FURNACES & OVENS, INC INCIN,N/ELE,NESOI	NO	50	21,427
	MEXICO		48	17,004
	SPAIN		2	4,423
8417900000	PARTS OF IND OR LAB FURN & OVEN,INCINERAT, NONELEC	X		134,297
	CANADA			12,600
	COSTA RICA			4,807
	FRANCE			86,890
	ITALY			30,000
8418100010	REFRIG-FREEZ COMB, SEP EXT DORS, COMP TYP,VOL<184L	NO	184	37,221
	MEXICO		184	37,221
8418100030	REFRIG-FREEZ COMB,SEP EXT DRS,COMP,VOL269<382LITER	NO	70	15,400
	KOREA,REP. OF (SOUTH KOREA)		70	15,400
8418100040	REFRIG-FREEZ COMB,SEP EXT DRS, COMP,VOL382 LTS&>	NO	2,910	836,604
	KOREA,REP. OF (SOUTH KOREA)		71	15,549
	MEXICO		2,839	821,055
8418100090	REFRIG-FREEZ COMB, SEP EXT DOORS, EXC COMPRESS TYP	NO	100	29,274
	CHINA,PEOPLE'S REP.(MAINLAND)		95	13,005
	ITALY		2	8,481
	MEXICO		3	7,788
8418210010	REFRIGERATORS, HOUSEHOLD, COMP TYP, VOL <184 LITER	NO	6,583	527,544
	CHINA,PEOPLE'S REP.(MAINLAND)		5,702	455,615
	ITALY		8	4,285
	KOREA,REP. OF (SOUTH KOREA)		873	67,644
8418210020	REFRIG,HOUSEHOLD,COMP TYP,VOL 184 < 269 LITERS	NO	13,317	3,458,883
	CHINA,PEOPLE'S REP.(MAINLAND)		225	31,950
	COSTA RICA		4,486	873,024
	KOREA,REP. OF (SOUTH KOREA)		3,786	684,365
	MEXICO		4,820	1,869,544
8418210030	REFRIG,HOUSEHOLD,COMP TYP,VOL 269 < 382 LITERS	NO	9,306	1,788,969
	BRAZIL		294	45,156
	CHINA,PEOPLE'S REP.(MAINLAND)		298	52,173
	COLOMBIA		15	8,938
	COSTA RICA		4,271	818,442
	KOREA,REP. OF (SOUTH KOREA)		3,582	656,720

TABLE - 2 IMPORTS INTO PUERTO RICO FROM FOREIGN COUNTRIES, BY COMMODITY AND COUNTRY OF ORIGIN
FISCAL YEAR 2003

COMM CODE	DESCRIPTION AND COUNTRY	UNIT	QUANTITY	VALUE - $
	MEXICO		846	207,540
8418210090	REFRIG,HOUSEHOLD, COMP TYP, VOL 382 LITERS & OVER	NO	2,549	771,962
	KOREA,REP. OF (SOUTH KOREA)		163	87,389
	MEXICO		2,386	684,573
8418290000	REFRIGERATORS, HOUSEHOLD TYPE, NESOI	NO	350	127,965
	KOREA,REP. OF (SOUTH KOREA)		113	39,164
	MEXICO		237	88,801
8418300000	FREEZERS, CHEST TYPE, CAPACITY NOT EXC 800 LITERS	NO	7,587	865,510
	CHINA,PEOPLE'S REP.(MAINLAND)		7,530	825,265
	COLOMBIA		20	14,943
	KOREA,REP. OF (SOUTH KOREA)		37	25,302
8418400000	FREEZERS,UPRIGHT,CAPACITY NOT EXCEED 900 LITERS	NO	442	44,094
	CHINA,PEOPLE'S REP.(MAINLAND)		442	44,094
8418500040	FREEZING DISPLAY COUNTERS, CABINETS, SHOWCASES	NO	805	379,024
	COLOMBIA		30	25,513
	DENMARK		30	6,600
	DOMINICAN REPUBLIC		128	53,351
	ITALY		11	55,832
	MEXICO		120	68,058
	NETHERLANDS		486	169,670
8418500080	REFRIGERATING DISPLAY COUNTERS, CABINETS,SHOWCASES	NO	6,905	2,101,777
	ARGENTINA		1	5,408
	BRAZIL		420	65,066
	CANADA		6	11,667
	CHINA,PEOPLE'S REP.(MAINLAND)		3,416	278,654
	COLOMBIA		32	21,459
	DOMINICAN REPUBLIC		543	298,981
	GUATEMALA		564	521,234
	ITALY		761	451,836
	KOREA,REP. OF (SOUTH KOREA)		977	330,679
	MEXICO		22	10,510
	SPAIN		3	23,377
	TURKEY		160	82,906
8418610015	ICE MAKING MACHINES, NESOI	NO	2	283,404
	CANADA		2	283,404
8418610020	DRINKING WATER COOLERS, REFRIGERATED, SELF-CONTAIN	NO	4,257	258,160
	CHINA,PEOPLE'S REP.(MAINLAND)		4,257	258,160
8418610065	REFRIGERATING OR FREEZING EQUIP,HH,COMP TYPE UNI	NO	479	45,587
	CANADA		252	24,120
	CHINA,PEOPLE'S REP.(MAINLAND)		219	18,108
	ITALY		8	3,359
8418610075	REFRIG OR FREEZING EQUIP, EXCEPT HH, COMP TYPE UNI	NO	76	4,995
	ITALY		75	2,784
	SPAIN		1	2,211
8418690055	ABSORPTION LIQUID CHILLING UNITS	NO	221	31,710
	CHINA,PEOPLE'S REP.(MAINLAND)		221	31,710
8418690075	REFRIGERATING OR FREEZING EQUIP,HOUSEHOLD,NESOI	NO	262	44,076
	ITALY		5	4,552
	KOREA,REP. OF (SOUTH KOREA)		82	26,224
	MEXICO		175	13,300
8418690085	REFRIGERETING OR FREEZING EQP, EXC HH, NESOI	NO	6,103	465,894
	BRAZIL		8	12,054
	CHINA,PEOPLE'S REP.(MAINLAND)		6,081	382,626
	ITALY		14	71,214
8418998050	PARTS OF REFRIG-FREEZ,SEP EXT DOOR & HOUSE REFRIG	X		3,820
	ITALY			3,820
8418998060	PARTS,REFRIG,FREEZERS & OTHER REFRIG ORFREEZ EQUIP	X		259,717
	BRAZIL			19,512
	CANADA			100,507
	CHINA,PEOPLE'S REP.(MAINLAND)			17,286
	GERMANY			42,412
	GUATEMALA			64,786
	MEXICO			9,971
	PANAMA			5,243
8419190040	SOLAR WATER HEATERS	NO	263	111,514
	CHINA (TAIWAN)		152	68,990
	CHINA,PEOPLE'S REP.(MAINLAND)		81	20,244
	GREECE		30	22,280

TABLE - 2 IMPORTS INTO PUERTO RICO FROM FOREIGN COUNTRIES, BY COMMODITY AND COUNTRY OF ORIGIN
FISCAL YEAR 2003

COMM CODE	DESCRIPTION AND COUNTRY	UNIT	QUANTITY	VALUE - $
8419190060	NONELECTRIC INSTANTANE OR STOR WATER HEATERS,NESOI	NO	69	32,225
	CHINA,PEOPLE'S REP.(MAINLAND)		69	32,225
8419200000	MEDICAL, SURGICAL OR LABORATORY STERILIZERS	NO	6	898,391
	FINLAND		3	449,567
	GERMANY		2	8,549
	SWEDEN		1	440,275
8419310000	DRYERS FOR AGRICULTURAL PRODUCTS	NO	1	6,800
	COLOMBIA		1	6,800
8419390140	DRYERS FOR FOOD AND BEVERAGES	NO	1	5,036
	CANADA		1	5,036
8419390180	DRYERS, TREATMENT OF MATERIALS, TEMP CHANGE, NESOI	NO	15	280,705
	BELGIUM		6	156,467
	GERMANY		1	23,214
	NETHERLANDS		4	72,837
	PERU		3	13,000
	SPAIN		1	15,187
8419400040	DISTILLING OR RECTIFYING PLANT FOR FOOD & BEVERAGE	NO	4	4,196
	CANADA		3	2,139
	ITALY		1	2,057
8419400080	DIST OR RECTIF PLANT,TREAT MAT, TEMP CHANGE, NESOI	NO	14	3,507,455
	FINLAND		8	1,716,396
	ITALY		1	57,090
	MEXICO		1	14,000
	SWEDEN		4	1,719,969
8419501000	BRAZED ALUMINUM PLATE-FIN HEAT EXCHANGERS	NO	4	3,280
	INDIA		4	3,280
8419505000	HEAT EXCHANGE UNITS, NESOI	NO	10	15,906
	GERMANY		8	6,545
	ITALY		1	2,111
	KOREA,REP. OF (SOUTH KOREA)		1	7,250
8419815080	IND COOK STOVE,RANGE,OVENS FOR COOK OR HEAT, NESOI	NO	741	165,495
	CHILE		3	2,253
	MEXICO		560	161,120
	SPAIN		178	2,122
8419819040	IND MAC,EQUI,REST OR HOTEL USE,FOR HOT DRINK, FOOD	NO	556	241,832
	BRAZIL		280	58,409
	CHILE		4	9,483
	ITALY		221	161,005
	NETHERLAND ANTIL. EXC ARUBA		3	2,876
	SPAIN		48	10,059
8419819080	IND MAC OR EQUIP FOR MAKE HOT DRINK,COOK,HEAT FOOD	NO	2	30,032
	ITALY		2	30,032
8419899520	IND MACH, PLANT OR EQUIP DES FOR COOL FOOD,BEVERAG	NO	6	28,303
	ITALY		6	28,303
8419899540	IND MACH, PLANT EQUIP DESIGN FOR COOLING, NESOI	NO	2	22,896
	MALAYSIA		2	22,896
8419899560	IND MAC,PLANT,EQUIP,TREAT FOOD,BEV,TEMP CHG,NESOI	NO	1	1,751,862
	MEXICO		1	1,751,862
8419899585	IND MAC,PLANT,EQUIP,TREAT OF MATERL,TEMP CHG,NESOI	NO	24	509,947
	DOMINICAN REPUBLIC		2	80,000
	FRANCE		3	166,093
	GERMANY		6	17,451
	ITALY		1	42,112
	JAPAN		1	2,490
	SWITZERLAND		5	164,689
	UNITED KINGDOM OF GT BRITAIN		6	37,112
8419901000	PARTS OF INSTANTANEOUS OR STORAGE WATER HEATERS	X		35,153
	CHINA,PEOPLE'S REP.(MAINLAND)			35,153
8419903000	PARTS OF HEAT EXCHANGE UNITS, INDUSTRIAL	X		115,052
	NETHERLANDS			4,842
	UNITED KINGDOM OF GT BRITAIN			110,210
8419905040	PARTS OF MEDICAL, SURGICAL OR LABORATORY STERILIZE	X		367,205
	FINLAND			207,044
	FRANCE			2,102
	GERMANY			11,551
	ITALY			5,730
	JAPAN			133,247
	UNITED KINGDOM OF GT BRITAIN			7,531

TABLE - 2 IMPORTS INTO PUERTO RICO FROM FOREIGN COUNTRIES, BY COMMODITY AND COUNTRY OF ORIGIN
FISCAL YEAR 2003

COMM CODE	DESCRIPTION AND COUNTRY	UNIT	QUANTITY	VALUE - $
8419905080	PRTS,MACH,TREAT MATERL,TEMP CHG,OF ACRYL ACD REACT	X		12,439
	GERMANY			12,439
8419909520	PARTS OF EQUIP FOR RESTAURANTS,ETC, TEMP CHANGE	X		98,161
	CHINA (TAIWAN)			30,849
	ITALY			63,535
	SPAIN			3,777
8419909580	IND MAC,PLANT, EQUIP,TREAT RUB, PLAST,TEMP CHG,NES	X		309,217
	CHINA (TAIWAN)			3,436
	CHINA,PEOPLE'S REP.(MAINLAND)			20,856
	FRANCE			6,368
	GERMANY			37,505
	HONG KONG			53,934
	ITALY			34,727
	MALAYSIA			25,990
	MEXICO			9,253
	NETHERLANDS			6,294
	SPAIN			35,966
	SWEDEN			53,388
	UNITED KINGDOM OF GT BRITAIN			21,500
8420919000	CYLINDERS, NESOI, FOR ROLLING MACHINES,EXC MTLS,GL	NO	1	8,331
	JAPAN		1	8,331
8421199000	CENTRIFUGES, INCLUDING CENTRIFUGAL DRYERS, NESOI	NO	18	239,418
	GERMANY		17	7,403
	JAPAN		1	232,015
8421210000	WATER FILTERING OR PURIFYING MACHINERY & APPARATUS	NO	116,856	2,840,171
	BRAZIL		7,037	127,184
	CANADA		25	517,431
	CHINA (TAIWAN)		2,068	41,985
	CHINA,PEOPLE'S REP.(MAINLAND)		4,070	43,968
	FRANCE		103,647	2,072,944
	SPAIN		3	21,129
	UNITED KINGDOM OF GT BRITAIN		6	15,530
8421230000	OIL OR FUEL FILTERS FOR INTERNAL COMBUSTION ENGINE	X		1,017,110
	CHINA (TAIWAN)			62,640
	CHINA,PEOPLE'S REP.(MAINLAND)			23,877
	FRANCE			39,948
	GERMANY			18,255
	ITALY			4,807
	JAPAN			497,494
	KOREA,REP. OF (SOUTH KOREA)			138,404
	MEXICO			19,986
	UNITED KINGDOM OF GT BRITAIN			151,505
	VENEZUELA			60,194
8421290065	FILTER OR PURIFY MACH & APPARATUS FOR LIQUID,NESOI	NO	11,908	4,697,078
	AUSTRALIA		5	4,649
	CANADA		1	27,500
	CHINA (TAIWAN)		8,150	19,275
	GERMANY		497	33,726
	ITALY		306	6,547
	JAPAN		80	4,000
	SWEDEN		2,557	4,174,696
	SWITZERLAND		5	11,230
	UNITED KINGDOM OF GT BRITAIN		307	415,455
8421310000	INTAKE AIR FILTERS FOR INTERNAL COMBUSTION ENGINES	X		178,133
	AUSTRIA			2,104
	CANADA			7,478
	CHINA (TAIWAN)			64,063
	CHINA,PEOPLE'S REP.(MAINLAND)			68,327
	JAPAN			7,566
	KOREA,REP. OF (SOUTH KOREA)			4,168
	MEXICO			3,379
	UNITED KINGDOM OF GT BRITAIN			17,347
	VENEZUELA			3,701
8421394000	CATALYTIC CONVERTER FOR FILT OR PUR MAC FOR GASES	NO	472	91,128
	JAPAN		163	47,348
	KOREA,REP. OF (SOUTH KOREA)		309	43,780
8421398005	DUST COLLECT AND AIR PURIFI EQUIP FOR MACH TOOLS	X		2,390
	CHINA,PEOPLE'S REP.(MAINLAND)			2,390

TABLE - 2 IMPORTS INTO PUERTO RICO FROM FOREIGN COUNTRIES, BY COMMODITY AND COUNTRY OF ORIGIN
FISCAL YEAR 2003

COMM CODE	DESCRIPTION AND COUNTRY	UNIT	QUANTITY	VALUE - $
8421398015	DUST COLLECTION AND AIR PURIFICATION EQUIP, NESOI	X		22,638,460
	CHINA (TAIWAN)			3,230
	GERMANY			6,014
	ITALY			115,400
	SWEDEN			19,528,378
	UNITED KINGDOM OF GT BRITAIN			2,985,438
8421398090	FILTERING OR PURIFYING MACH & APPARATUS,GAS, NESOI	X		626,979
	BRAZIL			9,608
	CHINA (TAIWAN)			4,074
	ITALY			541,000
	UNITED KINGDOM OF GT BRITAIN			72,297
8421990040	PARTS OF FILTERING OR PURIFYING APPARATUS	X		465,256
	BRAZIL			62,615
	CANADA			138,913
	GERMANY			26,890
	ISRAEL			8,790
	SPAIN			217,950
	UNITED KINGDOM OF GT BRITAIN			10,098
8421990080	PARTS OF MACH & APPARAT,FILT,PURIFY,LIQ,GAS,NESOI	X		2,492,700
	BELGIUM			10,803
	BRAZIL			15,568
	CANADA			43,880
	CHINA (TAIWAN)			3,565
	CHINA,PEOPLE'S REP.(MAINLAND)			10,399
	FRANCE			1,025,133
	GERMANY			69,401
	IRELAND			216,365
	ITALY			126,813
	JAPAN			276,395
	KOREA,REP. OF (SOUTH KOREA)			3,900
	MEXICO			12,728
	SPAIN			4,304
	UNITED KINGDOM OF GT BRITAIN			629,214
	VENEZUELA			44,232
8422190000	DISHWASHING MACHINES, EXCEPT HOUSEHOLD TYPE	NO	10	15,966
	ITALY		10	15,966
8422200000	MACH FOR CLEAN OR DRY BOTTLES OR OTHER CONTAINERS	NO	19	1,909,767
	GERMANY		16	1,642,567
	MEXICO		3	267,200
8422301100	CAN-SEALING MACHINES	NO	3	56,200
	ITALY		3	56,200
8422309110	MACHINES FOR AERATING BEVERAGES	NO	2	32,000
	UNITED KINGDOM OF GT BRITAIN		2	32,000
8422309120	CONTAINER LABELING MACHINES	NO	4	610,209
	CANADA		1	3,500
	ITALY		2	502,953
	UNITED KINGDOM OF GT BRITAIN		1	103,756
8422309140	MACH FOR FILL,WHETHER OR NOT CAPABLE OF OTHER OPER	NO	16	2,136,038
	ARGENTINA		1	5,000
	ITALY		2	964,767
	NETHERLANDS		1	249,040
	SPAIN		11	899,932
	SWITZERLAND		1	17,299
8422309160	MACH PEFORMING ONLY CAP, LID, SEAL, CLOSE, NESOI	NO	508	1,846,259
	CANADA		7	74,415
	GERMANY		475	1,751,156
	KOREA,REP. OF (SOUTH KOREA)		1	16,000
	UNITED KINGDOM OF GT BRITAIN		25	4,688
8422309170	MAC FR FIL,CLOSE,SEAL,CAP,LABEL,BOT,CAN OR CONTAIN	NO	4	1,248,907
	ITALY		3	781,550
	UNITED KINGDOM OF GT BRITAIN		1	467,357
8422309180	MACHINES FOR OPENING, FILLING AND CLOSING BAGS	NO	12	1,510,629
	CANADA		1	245,445
	COLOMBIA		1	35,128
	FRANCE		4	486,780
	GERMANY		1	30,000
	ITALY		1	705,876
	SPAIN		4	7,400

TABLE - 2 IMPORTS INTO PUERTO RICO FROM FOREIGN COUNTRIES, BY COMMODITY AND COUNTRY OF ORIGIN
FISCAL YEAR 2003

COMM CODE	DESCRIPTION AND COUNTRY	UNIT	QUANTITY	VALUE - $
8422309190	MAC FR FIL,CLOSE,SEAL,CAP,LABEL,BOX,BAG OR CONTAIN	NO	14	4,676,510
	ARGENTINA		4	65,520
	GERMANY		3	3,149,263
	ITALY		3	711,996
	JAPAN		1	76,430
	SPAIN		1	82,729
	UNITED KINGDOM OF GT BRITAIN		2	590,572
8422401190	MAC,PAC PIPE TOB,WRAP,CIG PACK&COMB CANDY CUT&WRAP	NO	4	775,337
	ITALY		4	775,337
8422409180	PACKING OR WRAPPING MACHINERY, NESOI	NO	188	20,116,597
	ARGENTINA		1	9,980
	CANADA		1	24,000
	COLOMBIA		1	42,000
	FRANCE		1	197,649
	GERMANY		42	9,267,408
	IRELAND		3	160,000
	ITALY		23	4,389,079
	KOREA,REP. OF (SOUTH KOREA)		2	22,800
	SPAIN		52	1,031,622
	SWITZERLAND		9	1,013,907
	UNITED KINGDOM OF GT BRITAIN		46	3,932,702
	VENEZUELA		7	25,450
8422901100	PARTS OF CAN-SEALING MACHINES	X		32,547
	GERMANY			27,072
	ITALY			5,475
8422909120	PTS OF MACH FR CLEAN,DRY BOTTLES OR OTH CONTAINERS	X		18,203
	ITALY			18,203
8422909160	PARTS OF WRAPPING AND PACKAGING MACHINES, NESOI	X		471,613
	BELGIUM			10,004
	FRANCE			30,795
	GERMANY			162,475
	ITALY			191,747
	SPAIN			31,178
	UNITED KINGDOM OF GT BRITAIN			45,414
8422909195	PTS OF MACH FOR FIL,CLSE,SEAL,CAP,LAB,BT,BGS,NESOK	X		1,648,082
	BELGIUM			2,420
	CANADA			108,000
	ECUADOR			83,200
	FRANCE			28,793
	GERMANY			917,516
	IRELAND			52,000
	ITALY			211,787
	JAPAN			6,300
	SPAIN			13,539
	SWEDEN			7,000
	SWITZERLAND			132,257
	UNITED KINGDOM OF GT BRITAIN			85,270
8423100010	DIGITAL ELECTRONIC TYPE PERSONAL WEIGHING MACHINES	NO	20	31,611
	SPAIN		20	31,611
8423100030	WEIGHING MACHINES, SUITABLE FOR CARRYING	NO	3,360	3,364
	CHINA,PEOPLE'S REP.(MAINLAND)		3,360	3,364
8423100060	PERSONAL WEIGHING MACHINES, INC BABY & HHOLD NESOI	NO	21,243	39,694
	CHINA,PEOPLE'S REP.(MAINLAND)		21,240	36,414
	ITALY		3	3,280
8423810020	DIGITAL ELEC RETAIL SCALES NON-COMP, WGHT N/EX30KG	NO	300	2,100
	COLOMBIA		300	2,100
8423810040	DIGITAL ELEC SCALES, WGHT CAP NOT EXC 30 KG, NESOI	NO	9,498	357,203
	GERMANY		2	6,903
	ITALY		9,490	332,150
	SWITZERLAND		6	18,150
8423810050	WEIGHING MACH,MAX WEIGHT NOT EXCEED 30 KG, NESOI	NO	2,168	24,536
	COLOMBIA		2,168	24,536
8423820010	DIGITAL ELEC TYPE WEIGHING MACH,WGHT N/EXC 5,000KG	NO	62	350,168
	GERMANY		59	346,868
	SPAIN		3	3,300
8423820050	WEIGHING MACH WGHT CAP EXC 30 NOT EXC 5000KG,NESOI	NO	31	25,844
	COLOMBIA		21	10,764
	SPAIN		10	15,080

TABLE - 2 IMPORTS INTO PUERTO RICO FROM FOREIGN COUNTRIES, BY COMMODITY AND COUNTRY OF ORIGIN
FISCAL YEAR 2003

COMM CODE	DESCRIPTION AND COUNTRY	UNIT	QUANTITY	VALUE - $
8423890010	DIGITAL ELECTRONIC TYPE WEIGHING MACHINES, NESOI	NO	3	28,441
	GERMANY		2	13,941
	MEXICO		1	14,500
8423890050	WEIGHING MACHINES, NESOI	NO	1	14,278
	MEXICO		1	14,278
8423900040	DIGITAL WEIGHT INDICATORS	NO	27	37,116
	GERMANY		24	31,990
	SWITZERLAND		3	5,126
8423900080	PARTS OF WEIGHING MACH EXC DIGITAL WEIGHT INDICAT	X		43,697
	GERMANY			27,812
	KOREA,REP. OF (SOUTH KOREA)			15,885
8424100000	FIRE EXTINGUISHERS, WHETHER OR NOT CHARGED	NO	6	2,333
	FRANCE		6	2,333
8424201000	SIMPLE PISTON PUMP SPRAYS AND BELLOWS	X		6,505
	CANADA			3,550
	ITALY			2,955
8424209000	SPRAY GUNS AND SIMILAR APPLIANCES, NESOI	X		40,691
	CHINA (TAIWAN)			3,132
	ITALY			27,929
	SPAIN			9,630
8424309000	STEAM AND SIMILAR JET PROJECTING MACHINES, NESOI	X		306,472
	CANADA			21,500
	ITALY			284,972
8424811000	SPRAYERS (EXC SLF-CONTAIN CAP N/OV20LIT),AGRI HORT	X		92,856
	BRAZIL			57,228
	CHINA,PEOPLE'S REP.(MAINLAND)			26,503
	COLOMBIA			9,125
8424819020	IRRIGATION EQUIP FOR AGRICULTURAL OR HORT, NESOI	NO	19,968	130,459
	CHINA (TAIWAN)		19,664	22,268
	ITALY		304	108,191
8424819040	AGRICULT SPRAYERS SELF-CONTAINED CAPACITY <=20 LTR	NO	1,638	26,722
	BRAZIL		5	14,175
	ITALY		1,633	12,547
8424819090	AGRICULTURAL OR HORTICULTURAL SPRAY APPL, NESOI	NO	11,900	24,227
	BRAZIL		8	12,820
	CHINA (TAIWAN)		1,812	2,671
	CHINA,PEOPLE'S REP.(MAINLAND)		10,080	8,736
8424897090	MECH APPLIANCES FOR PROJECT,DISPERSE,SPRAY, NESOI	NO	9,566,395	3,792,738
	BELGIUM		552,000	189,859
	CANADA		8	12,840
	CHINA (TAIWAN)		2,100	4,263
	CHINA,PEOPLE'S REP.(MAINLAND)		152	3,192
	FRANCE		5,665,473	2,298,978
	GERMANY		3,346,644	1,213,206
	ITALY		18	70,400
8424909080	PARTS OF MECH APPL FOR PROJ,DIS,SPRAY,LIQ,PO,NESOI	X		479,328
	BRAZIL			3,357
	CANADA			26,929
	CHINA (TAIWAN)			35,145
	COLOMBIA			2,330
	GERMANY			2,438
	ISRAEL			193,671
	ITALY			215,458
8425110000	PULY TAC&HOST,EXC SKIP,HOST FR RAIS VEH, POW EL MT	NO	23	39,255
	CANADA		23	39,255
8425190000	PLY TAC&HOS,EXC SKIP,HOS FR RAIS VEH, N/POW EL MTR	NO	48	78,294
	CANADA		1	2,250
	GERMANY		1	24,786
	KOREA,REP. OF (SOUTH KOREA)		46	51,258
8425390000	WINCHES AND CAPSTANS NOT POWERED BY ELECTRIC MOTOR	NO	2	16,251
	NETHERLANDS		2	16,251
8425410000	BUILT-IN JACKING SYSTEMS OF A TYPE USED IN GARAGES	NO	20	56,847
	CANADA		1	9,347
	ITALY		19	47,500
8425420000	JACKS AND HOISTS,HYDRAULIC,EXC BLT-IN JACK SYSTEMS	NO	6,477	239,793
	CANADA		3	23,011
	CHINA,PEOPLE'S REP.(MAINLAND)		6,458	183,850
	KOREA,REP. OF (SOUTH KOREA)		15	30,300

TABLE - 2 IMPORTS INTO PUERTO RICO FROM FOREIGN COUNTRIES, BY COMMODITY AND COUNTRY OF ORIGIN
FISCAL YEAR 2003

COMM CODE	DESCRIPTION AND COUNTRY	UNIT	QUANTITY	VALUE - $
	NORWAY		1	2,632
8425490000	JACKS, NESOI; HOISTS USED FOR RAISING VEHICLES	NO	2,649	118,472
	CANADA		35	32,677
	CHINA (TAIWAN)		10	2,128
	CHINA,PEOPLE'S REP.(MAINLAND)		2,598	40,926
	GERMANY		1	15,153
	ITALY		3	13,483
	PANAMA		2	14,105
8426120000	MOBILE LIFTING FRAMES ON TIRES & STRADDLE CARRIERS	NO	4	61,884
	NETHERLANDS		4	61,884
8426190000	OVHD TRV,TRNPT,GNT,BRDG,MOBL LFT FRM&TRD CAR,NESOI	NO	6	94,500
	NETHERLANDS		1	39,500
	VENEZUELA		5	55,000
8426200000	TOWER CRANES	NO	13	2,677,958
	GERMANY		7	2,054,683
	ITALY		6	623,275
8426300000	PORTAL OR PEDESTAL JIB CRANES	NO	4	62,400
	ITALY		4	62,400
8426410005	WORKS TRUCKS FITTED WITH A CRANE, SELF-PROPEL TIRE	NO	1	202,500
	UNITED KINGDOM OF GT BRITAIN		1	202,500
8426490090	LIFTING MACHINERY SELF-PROPELLED, NESOI	NO	1	58,220
	GERMANY		1	58,220
8426990000	LIFTING MACHINERY, NESOI	NO	2	156,000
	CZECH REPUBLIC		2	156,000
8427104000	RIDER-TYPE,SLF-PROPEL WKS TRKS PWR BY ELEC MTR	NO	6	52,100
	GERMANY		4	21,436
	ITALY		1	2,100
	KOREA,REP. OF (SOUTH KOREA)		1	28,564
8427108010	OPERATOR RIDE SLF-PROPEL WKS TRKS PWR BY ELEC MTR	NO	1	3,480
	JAPAN		1	3,480
8427108090	SELF-PROPEL WRKS TRK TRUCK POWERED BY AN ELEC MOTO	NO	2	50,004
	GERMANY		2	50,004
8427204000	RIDER-TYPE, OTHER SELF-PROPELLED TRUCKS	NO	28	628,079
	GERMANY		1	32,107
	IRELAND		9	152,710
	ITALY		1	170,000
	KOREA,REP. OF (SOUTH KOREA)		17	273,262
8427208000	OTHER SELF-PROPELLED TRUCKS,OTHER THAN RIDER-TYPE	NO	13	359,590
	GERMANY		9	125,851
	NETHERLANDS		1	75,222
	UNITED KINGDOM OF GT BRITAIN		3	158,517
8427900000	FORK-LIFT AND WORKS TRUCKS, NESOI	NO	92	328,276
	CHINA,PEOPLE'S REP.(MAINLAND)		1	12,000
	GERMANY		88	173,648
	MALAYSIA		2	12,518
	UNITED KINGDOM OF GT BRITAIN		1	130,110
8428100000	PASS OR FREIGHT ELEVATOR EXC CONT ACT & SKIP HOIST	NO	43,783	1,144,813
	BRAZIL		13	323,659
	CANADA		2	53,540
	CZECH REPUBLIC		14	156,345
	ITALY		1	9,697
	KOREA,REP. OF (SOUTH KOREA)		43,743	550,385
	SPAIN		5	15,962
	SWITZERLAND		5	35,225
8428200010	CONVEYORS, PNEUMATIC	NO	3	83,569
	GERMANY		3	83,569
8428200050	ELEVATORS, PNEUMATIC	NO	7	301,332
	CANADA		1	72,263
	KOREA,REP. OF (SOUTH KOREA)		6	229,069
8428330000	CONT-ACT ELEV & CONVEY,FR GOODS OR MATL,BELT TYPE	NO	36	1,128,502
	CANADA		2	2,375
	DENMARK		1	4,206
	GERMANY		12	920,524
	SWITZERLAND		16	137,354
	UNITED KINGDOM OF GT BRITAIN		5	64,043
8428390000	CONT-ACT ELEV & CONVEY,FR GOODS OR MATERLS, NESOI	NO	53	5,021,527
	AUSTRIA		2	7,744
	CANADA		2	80,000

TABLE - 2 IMPORTS INTO PUERTO RICO FROM FOREIGN COUNTRIES, BY COMMODITY AND COUNTRY OF ORIGIN
FISCAL YEAR 2003

COMM CODE	DESCRIPTION AND COUNTRY	UNIT	QUANTITY	VALUE - $
	DOMINICAN REPUBLIC		2	3,200
	FINLAND		15	179,807
	GERMANY		4	137,851
	IRELAND		9	301,919
	NETHERLANDS		1	1,460,438
	SINGAPORE		5	2,719,350
	SWEDEN		1	6,598
	UNITED KINGDOM OF GT BRITAIN		12	124,620
8428400000	ESCALATORS AND MOVING WALKWAYS	NO	2	98,530
	GERMANY		2	98,530
8428900010	INDUSTRIAL ROBOTS FOR LIFTING, HAND,LOAD OR UNLOAD	NO	2	705,166
	JAPAN		1	13,976
	UNITED KINGDOM OF GT BRITAIN		1	691,190
8428900090	MACH FOR LIFTING,HANDLING,LOADING,UNLOADING,NESOI	NO	1,130	3,340,752
	BRAZIL		21	213,364
	CHINA,PEOPLE'S REP.(MAINLAND)		938	73,164
	FRANCE		31	13,268
	GERMANY		114	557,455
	NETHERLANDS		1	30,000
	SINGAPORE		15	2,284,450
	UNITED KINGDOM OF GT BRITAIN		10	169,051
8429110010	BULLDOZERS & ANGLEDOZERS,SELF-PROPEL,TRACK LAY,NEW	NO	1	57,421
	JAPAN		1	57,421
8429110090	BULLDOZERS & ANGLEDOZERS,SELF-PROPEL,TRAK LAY,USED	NO	2	208,448
	BRAZIL		1	141,414
	JAPAN		1	67,034
8429200000	GRADERS AND LEVELERS, SELF-PROPELLED	NO	1	145,917
	BRAZIL		1	145,917
8429400020	TAMPING MACHINES AND ROAD ROLLERS, VIBRATORY, NEW	NO	179	642,480
	FRANCE		5	108,202
	GERMANY		170	391,478
	SWEDEN		4	142,800
8429400040	TAMPING MACHINES AND ROAD ROLLERS, NEW, NESOI	NO	2	27,700
	SWEDEN		2	27,700
8429511015	TRACT SHOV LDR,REAR ENG MT,4WH DR,CAP UND1.5M3,NEW	NO	1	23,963
	UNITED KINGDOM OF GT BRITAIN		1	23,963
8429511025	SHOV LDR,REAR ENG MT,4WH DR,CAP1.5M3UNDER2.2M3,NEW	NO	1	52,412
	KOREA,REP. OF (SOUTH KOREA)		1	52,412
8429511035	SHOV LDR,REAR ENG MT,4WH DR,CAP2.9M3UNDER3.8M3,NEW	NO	2	128,221
	KOREA,REP. OF (SOUTH KOREA)		2	128,221
8429511060	FRONT-END SHOVEL LOADERS, WHEEL TYPE, NEW, NESOI	NO	2	133,001
	BRAZIL		1	75,755
	KOREA,REP. OF (SOUTH KOREA)		1	57,246
8429515040	FRNT-END SHOVL LOAD,93.2KW UNDER1119.3KW,NEW,NESOI	NO	2	338,009
	FRANCE		2	338,009
8429521010	EXCAVATORS WITH 360 REVOL SUPSTR,CRAWL MT,HYD,NEW	NO	14	1,544,736
	BRAZIL		5	760,661
	JAPAN		7	730,618
	UNITED KINGDOM OF GT BRITAIN		2	53,457
8429521030	EXCAVAT WITH 360 REVOL SUPSTR,HYD,EXC CRAWL MT,NEW	NO	1	57,817
	KOREA,REP. OF (SOUTH KOREA)		1	57,817
8429525010	MECH SHVL,EXCAVAT,SHVL LOAD,360 REVOL STUR,NEW	NO	1	54,800
	ITALY		1	54,800
8429591030	BACKHOES, NEW, EXC 360 REVOLVING SUPERSTRUCTURE	NO	171	2,829,157
	ITALY		171	2,829,157
8429595060	MECH SHVL,EXCAVAT,SHVL LOAD,EXC 360 REVOL STUR,NEW	NO	1	6,807
	AUSTRIA		1	6,807
8430390040	ROCK BREAKING MACHINES, EXCEPT SELF-PROPELLED	NO	1	11,000
	KOREA,REP. OF (SOUTH KOREA)		1	11,000
8430390080	COAL CUTTERS AND TUNNELING MACH, EXC SELF-PROPELLE	NO	4	37,373
	JAPAN		4	37,373
8430498050	BORING OR SINKING MACHINERY, NESOI	NO	1	64,400
	ITALY		1	64,400
8430610000	TAMPING OR COMPACTING MACHINERY,NOT SELF-PROPELLED	NO	42	45,210
	GERMANY		2	5,990
	SWEDEN		40	39,220
8430690100	EXCAVAT, EXTRACT MACH., SELF PROPELLED, NESOI	NO	2	6,931
	BELGIUM		2	6,931

TABLE - 2 IMPORTS INTO PUERTO RICO FROM FOREIGN COUNTRIES, BY COMMODITY AND COUNTRY OF ORIGIN
FISCAL YEAR 2003

COMM CODE	DESCRIPTION AND COUNTRY	UNIT	QUANTITY	VALUE - $
8431100090	PARTS OF WINCHES, CAPSTANS AND JACKS	X		165,492
	FINLAND			28,370
	GERMANY			97,372
	NETHERLANDS			33,186
	SWEDEN			6,564
8431200000	PTS OF FRK LFT TRKS & WORKS TRKS WITH LIFT OR HNDL	X		37,599
	BRAZIL			2,847
	ISRAEL			2,442
	KOREA,REP. OF (SOUTH KOREA)			14,775
	SPAIN			7,335
	SWEDEN			10,200
8431310020	PARTS OF SKIP HOISTS	X		4,767
	SWEDEN			4,767
8431310040	PTS OF PULLEY TACKLE & HOISTS EXC SKIP, OR VEH USE	X		4,391
	AUSTRIA			4,391
8431310060	PARTS OF ESCALATORS	X		685,742
	CANADA			71,637
	CHINA (TAIWAN)			6,633
	FRANCE			10,000
	GERMANY			21,010
	ISRAEL			7,920
	ITALY			2,812
	KOREA,REP. OF (SOUTH KOREA)			184,193
	SWEDEN			2,896
	SWITZERLAND			206,934
	UNITED KINGDOM OF GT BRITAIN			171,707
8431390010	PARTS OF PNEUMATIC ELEVATORS AND CONVEYORS	X		474,118
	BRAZIL			7,254
	CANADA			6,292
	CHINA (TAIWAN)			9,068
	CZECH REPUBLIC			13,273
	DENMARK			9,919
	GERMANY			44,220
	ISRAEL			20,079
	KOREA,REP. OF (SOUTH KOREA)			53,525
	SINGAPORE			273,000
	TURKEY			26,091
	UNITED KINGDOM OF GT BRITAIN			11,397
8431390080	PTS OF LFT,HANDL,LOAD OR UNLOAD MACH HEAD8428NESOI	X		262,891
	CANADA			19,700
	FINLAND			15,552
	FRANCE			70,820
	GERMANY			88,775
	ITALY			5,251
	KOREA,REP. OF (SOUTH KOREA)			27,685
	NETHERLANDS			29,425
	SWEDEN			3,293
	SWITZERLAND			2,390
8431410080	BUCKETS, SHOVELS, GRABS AND GRIPS, NESOI	NO	126	19,024
	GERMANY		4	2,841
	KOREA,REP. OF (SOUTH KOREA)		92	4,813
	VENEZUELA		30	11,370
8431438060	PRTS OF OIL/ GAS FIELD MACH.;BORING/SINKING; NESOI	X		3,885
	IRELAND			3,885
8431438090	PARTS OF OTHER BORING OR SINKING MACHINERY	X		85,218
	CANADA			3,000
	JAPAN			82,218
8431491010	PTS OF OVHEAD TRAVL,TRANSPT,GATRY,BRDGE,JIB CRANES	X		61,608
	CANADA			5,912
	FRANCE			7,746
	GERMANY			8,981
	NETHERLANDS			26,235
	SWEDEN			12,734
8431491060	PTS OF MOBIL LFT FRME,STRAD CARR & WRKS TRKS/CRANE	X		126,104
	CANADA			3,931
	GERMANY			90,786
	ITALY			31,387
8431491090	PARTS OF MACHINERY OF HEADING 8426 NESOI	X		267,625

TABLE - 2 IMPORTS INTO PUERTO RICO FROM FOREIGN COUNTRIES, BY COMMODITY AND COUNTRY OF ORIGIN
FISCAL YEAR 2003

COMM CODE	DESCRIPTION AND COUNTRY	UNIT	QUANTITY	VALUE - $
	FRANCE			5,804
	GERMANY			5,837
	ITALY			216,879
	SWEDEN			39,105
8431499005	BACKHOE ATTACHMENTS FOR MOUNTING ON MACHINERY	NO	2	7,439
	UNITED KINGDOM OF GT BRITAIN		2	7,439
8431499030	PTS,COAL,ROCK CUT & TUNEL MAC,EXC CAST AXLE HOUSIN	X		105,306
	ITALY			8,088
	KOREA,REP. OF (SOUTH KOREA)			86,291
	UNITED KINGDOM OF GT BRITAIN			10,927
8431499060	PARTS OF MACH OF HEADING 8426,8429 OR 8430, NESOI	X		467,742
	BELGIUM			3,537
	CANADA			4,735
	FRANCE			7,519
	GERMANY			211,340
	ITALY			189,730
	KOREA,REP. OF (SOUTH KOREA)			26,356
	NETHERLAND ANTIL. EXC ARUBA			3,995
	NETHERLANDS			5,736
	POLAND			8,549
	SPAIN			2,500
	UNITED KINGDOM OF GT BRITAIN			3,745
8432100060	PLOWS, NESOI	NO	10	7,083
	BRAZIL		10	7,083
8432210000	DISC HARROWS	NO	11	16,961
	BRAZIL		11	16,961
8432290040	CULTIVATORS, TRACTOR DRAWN OR FOR TRACTOR MOUNTING	NO	17	20,605
	BRAZIL		17	20,605
8432290090	HARROWS AND SCARIFIERS, NESOI	NO	18	26,244
	BRAZIL		18	26,244
8432300010	PLANTERS AND TRANSPLANTERS	NO	9	47,918
	CHINA,PEOPLE'S REP.(MAINLAND)		6	8,289
	GERMANY		3	39,629
8432300090	SEEDERS	NO	1	8,006
	CANADA		1	8,006
8432400000	MANURE SPREEDERS AND FERTILIZER DISTRIBUTORS	NO	8	36,538
	SPAIN		8	36,538
8432800000	AGRIL,HORT,FORSTY MACH FOR SOIL PREP OR CULTIVATE	NO	4	74,932
	GERMANY		1	13,714
	ISRAEL		2	34,135
	NETHERLANDS		1	27,083
8432900030	PTS OF SEED,PLNT,TRNSPLNT,MANUR SPRED,FERTILIZ DIS	X		33,028
	CHINA,PEOPLE'S REP.(MAINLAND)			4,763
	GERMANY			20,475
	ITALY			7,790
8432900080	PTS OF AG,HORT,FORTY MAC FR SOIL PREP OR CULTIVATE	X		165,539
	BRAZIL			107,730
	GERMANY			17,580
	PERU			29,750
	UNITED KINGDOM OF GT BRITAIN			10,479
8433110040	RIDING MOWERS, OTHER THAN ELECTRIC,7.46KW AND OVER	NO	1	18,599
	ANTIGUA AND BARBUDA		1	18,599
8433190040	MOWERS,NON RID,GAS POWER,FOR LAWN,PARKS,SPORTS GRN	NO	184	43,142
	ITALY		184	43,142
8433200020	MOWERS, ROTARY CUTTER TYPE, TRACTOR DRAWN OR MOUNT	NO	2	6,629
	MEXICO		2	6,629
8433200040	MOWERS, TRACT DRAWN,MOUNT,EXC ROTARY CUTTER TYPE	NO	4	49,687
	GERMANY		1	26,401
	MEXICO		3	23,286
8433200060	MOWERS, INC CUTTER BARS FOR TRACTOR MOUNTING,NESOI	NO	1	15,884
	GERMANY		1	15,884
8433400000	STRAW OR FODDER BALERS, INCLUDING PICK-UP BALERS	NO	12	120,174
	FRANCE		2	23,080
	GERMANY		3	75,322
	SPAIN		6	10,038
	UNITED KINGDOM OF GT BRITAIN		1	11,734
8433590010	FIELD FORAGE HARVESTERS	NO	7	40,611
	MEXICO		7	40,611

TABLE - 2 IMPORTS INTO PUERTO RICO FROM FOREIGN COUNTRIES, BY COMMODITY AND COUNTRY OF ORIGIN
FISCAL YEAR 2003

COMM CODE	DESCRIPTION AND COUNTRY	UNIT	QUANTITY	VALUE - $
8433590090	HARVESTING MACHINERY OR THRESHING MACHINERY, NESOI	NO	3	50,926
	CANADA		1	39,132
	MEXICO		2	11,794
8433901000	PARTS OF MOWERS FOR LAWNS, PARKS OR SPORTS GROUNDS	X		7,429
	CHINA,PEOPLE'S REP.(MAINLAND)			4,783
	ITALY			2,646
8433905020	PARTS OF HAYING MACHINES AND BALERS	X		8,998
	MEXICO			8,998
8433905040	PARTS OF MOWERS, HARVEST & THRESH MACH, NESOI	X		5,730
	CANADA			3,323
	DOMINICAN REPUBLIC			2,407
8434200000	DAIRY MACHINERY	NO	2	29,934
	MEXICO		2	29,934
8435100000	PRESS,CRUSH & SIM MAC,USE IN MANUF OF FRUIT JUICES	NO	184	58,577
	SPAIN		184	58,577
8436100000	MACHINERY FOR PREPARING ANIMAL FEEDS	NO	2	53,026
	SPAIN		2	53,026
8436290000	POULTRY-KEEPING MACHINERY	NO	63	228,230
	GERMANY		30	44,509
	ISRAEL		1	5,464
	NETHERLANDS		30	44,816
	VENEZUELA		2	133,441
8436800090	AGRIL,HORT MACH INC GERMINAT PLT FIT WITH EQ,NESOI	NO	4	78,883
	CANADA		4	78,883
8436910080	PARTS OF POULTRY-KEEPING MACH EX INCUBATRS,BROODES	X		27,615
	ISRAEL			27,615
8436990090	PTS OF AG,HORT,MACH INC GERM PLT WITH MECH/THRM EQ	X		168,285
	BRAZIL			18,618
	COSTA RICA			24,910
	ITALY			83,187
	NETHERLANDS			41,570
8437100000	MACH FOR CLEAN,SORT OR GRADE SEED,GRAIN,DR LEG VEG	NO	4	49,743
	BRAZIL		2	42,263
	COLOMBIA		2	7,480
8437800010	FLOUR MILL AND GRAIN MILL MACHINES	NO	2	57,324
	AUSTRIA		2	57,324
8437900090	PTS,MAC,CLN,SRT,GR SD,GR,DRD LEG VEG,MIL,WRK CERAL	X		2,285
	ITALY			2,285
8438100010	BAKERY MACHINERY	NO	13	74,661
	CHINA (TAIWAN)		7	10,584
	SPAIN		6	64,077
8438100090	MACHINERY FOR THE MANUFACTURE OF MACARONI OR SIMIL	NO	3	15,444
	CHINA,PEOPLE'S REP.(MAINLAND)		2	4,300
	MEXICO		1	11,144
8438500090	MACH FOR THE PREPARATION OF MEAT OR POULTRY, NESOI	NO	374	87,105
	ITALY		374	87,105
8438600000	MACH FOR PREPARATION OF FRUITS, NUTS OR VEGETABLES	NO	1	4,850
	COLOMBIA		1	4,850
8438800000	IND PREP,MANUF FOOD,DRINK EXC EXT,PREP ANIM,VEG OL	NO	194	615,048
	ARGENTINA		1	4,190
	CANADA		1	75,000
	COLOMBIA		3	16,175
	COSTA RICA		30	156,702
	ITALY		113	327,585
	SPAIN		46	35,396
8438909015	PTS OF MACH FOR BAKERY, MANUF OF MACARONI,SPAGHETI	X		79,009
	CHINA (TAIWAN)			6,315
	CHINA,PEOPLE'S REP.(MAINLAND)			2,550
	FRANCE			9,238
	ITALY			13,098
	NETHERLANDS			2,318
	SPAIN			45,490
8438909030	PTS OF MACH FOR MANUF OF CONFECTON,COCOA,CHOCOLATE	X		85,334
	ITALY			72,078
	SWITZERLAND			9,235
	UNITED KINGDOM OF GT BRITAIN			4,021
8438909060	PARTS OF MACHS FOR PREPARATION OF MEAT OR POULTRY	X		130,547
	NETHERLANDS			130,547

TABLE - 2 IMPORTS INTO PUERTO RICO FROM FOREIGN COUNTRIES, BY COMMODITY AND COUNTRY OF ORIGIN
FISCAL YEAR 2003

COMM CODE	DESCRIPTION AND COUNTRY	UNIT	QUANTITY	VALUE - $
8438909090	PTS IND PREP,MFG FOOD,DRK EX EXT,PREP ANIM,VEG OIL	X		276,944
	BELGIUM			47,495
	COLOMBIA			6,250
	FRANCE			14,532
	GERMANY			57,751
	ITALY			62,130
	NETHERLANDS			9,009
	SPAIN			27,130
	SWITZERLAND			52,647
8439300000	MACHINERY FOR FINISHING PAPER OR PAPERBOARD	NO	1	141,000
	GERMANY		1	141,000
8440100000	BOOKBINDING MACH, INCLUDING BOOK-SEWING MACHINES	NO	6	1,157,381
	DENMARK		1	167,143
	FINLAND		2	2,580
	SWITZERLAND		3	987,658
8440900000	PARTS FOR BOOKBIND MACH, INC BOOK-SEW MACHINES	X		50,493
	SWITZERLAND			50,493
8441100000	CUTTING MACHINES FOR PAPER PRODUCTS	NO	3	277,335
	CHINA (TAIWAN)		1	227,000
	GERMANY		1	4,800
	ITALY		1	45,535
8441300000	MAC FR MAK CART,BOX,CASE,TUBE,DRUM OR CONT EX MOLD	NO	4	359,080
	CHINA (TAIWAN)		1	151,000
	GERMANY		3	208,080
8441800000	MACH FR MAKE UP PAPER PULP,PAPER,PAPERBRD	NO	45	238,754
	CANADA		34	95,410
	GERMANY		11	143,344
8441900000	PTS OF MAC FR MAKE UP PAPER PULP,PAPER/PAPBRD,CUT	X		104,831
	GERMANY			81,372
	ITALY			11,002
	SWITZERLAND			3,248
	UNITED KINGDOM OF GT BRITAIN			9,209
8442100000	PHOTOTYPESETTING AND COMPOSING MACHINES	NO	1	47,000
	CANADA		1	47,000
8442200000	MAC,APP,EQUIP FR TYPSET OR COMP,PROC W/OUT FUN DEV	NO	1	125,000
	CANADA		1	125,000
8442300000	MACH & EQUIP, NESOI, F MAKING PRINT BLOCKS, PLATES	NO	4	317,540
	CHINA,PEOPLE'S REP.(MAINLAND)		1	2,508
	GERMANY		2	307,917
	ITALY		1	7,115
8442501010	PRINT PLATES,PLAN,GRAIN,POLISH OR PREP FOR ENG,IMP	NO	12	2,709
	UNITED KINGDOM OF GT BRITAIN		12	2,709
8442501090	PRINTING PLATES, PREPARED FOR PRINTING, NESOI	NO	3,701	11,817
	CANADA		1	5,850
	ITALY		3,700	5,967
8442509010	PRNT BLCK,CYL,PRNT COMP,PLN,GRN,POL,PREP F ENG,IMP	NO	12	9,094
	ITALY		12	9,094
8443115000	REEL-FED OFFSET PRINTING MACHINERY, NESOI	NO	3	450,123
	JAPAN		1	38,795
	UNITED KINGDOM OF GT BRITAIN		2	411,328
8443290000	LETTERPRESS PRINTING MACHINERY, EXCEPT REEL-FED	NO	2	82,551
	GERMANY		1	35,000
	NETHERLANDS		1	47,551
8443300000	FLEXOGRAPHIC PRINTING MACHINERY	NO	1	127,225
	SWITZERLAND		1	127,225
8443400000	GRAVURE PRINTING MACHINERY	NO	1	3,000
	UNITED KINGDOM OF GT BRITAIN		1	3,000
8443515000	INK JET PRINTING MACHINERY, OTHER THAN 8471, NESOI	X		131,580
	KOREA,REP. OF (SOUTH KOREA)			97,036
	SWITZERLAND			26,643
	UNITED KINGDOM OF GT BRITAIN			7,901
8443599000	PRINTING MACHINERY,PRNTNG CMPNNTS HEAD 8442 NESOI	X		754,374
	BELGIUM			425,369
	CANADA			20,705
	FRANCE			308,300
8443600000	MACHINES FOR USES ANCILLARY TO PRINTING	X		8,939
	GERMANY			8,939
8443909000	PARTS OF PRINTING MACH AND MACH FOR ANCILLARY USE	X		561,715

TABLE - 2 IMPORTS INTO PUERTO RICO FROM FOREIGN COUNTRIES, BY COMMODITY AND COUNTRY OF ORIGIN
FISCAL YEAR 2003

COMM CODE	DESCRIPTION AND COUNTRY	UNIT	QUANTITY	VALUE - $
	BELGIUM			14,888
	CANADA			2,518
	FRANCE			287,746
	GERMANY			6,228
	ITALY			19,288
	JAPAN			25,100
	SWITZERLAND			21,138
	UNITED KINGDOM OF GT BRITAIN			184,809
8444000090	MACH FOR EXTRUD, DRAW OR CUT MAN-MADE TEXTIL MATRL	NO	2	600,000
	CANADA		1	350,000
	FRANCE		1	250,000
8445400000	TEXTILE WINDING (INC WEFT WIND) OR REELING MACHINE	NO	1	122,090
	CANADA		1	122,090
8445900000	MAC,PROD TEX YRN & PREP,USE ON MAC,HEAD 8446,8447	NO	3	12,431
	SWITZERLAND		3	12,431
8447119090	CIR KNIT MACH, CYL DIAMETER NOT EXC 165 MM, NESOI	NO	51	2,854,522
	IRELAND		46	2,629,994
	UNITED KINGDOM OF GT BRITAIN		5	224,528
8447121000	HOSIERY KNIT MACH,CIRCUL,CYL DIAMETER EXC 165 MM	NO	46	1,420,604
	ITALY		46	1,420,604
8447905000	EMBROIDERY MACHINES	NO	7	90,194
	KOREA,REP. OF (SOUTH KOREA)		7	90,194
8448190000	AUXILIARY MAC FOR MAC OF HEAD 8444,8445,8446,8447	X		7,020
	SPAIN			7,020
8448399000	PTS & ACCES OF MACH OF HEAD 8445 OR THEIR AUX MAC	X		423,555
	FRANCE			2,455
	GERMANY			50,113
	ITALY			11,126
	SWITZERLAND			359,861
8448591000	PARTS OF KNITTING MACHINES	X		4,880
	BRAZIL			4,880
8449001000	FINISHING MACHINERY AND PARTS THEREOF FOR FELT	X		5,780
	UNITED KINGDOM OF GT BRITAIN			5,780
8450110040	WASH MACH,EXC COIN OP, CAP NOT EXC 10 KG, TOP LOAD	NO	18,411	3,338,136
	BRAZIL		3,354	443,652
	MEXICO		15,057	2,894,484
8450110080	WASH MACH,EXC COIN, CAP NOT EXC 10 KG,EXC TOP LOAD	NO	429	60,810
	BRAZIL		204	32,910
	KOREA,REP. OF (SOUTH KOREA)		225	27,900
8450200090	WASH MACH,CAP EXC 10KG, HOUSEHOLD,LANDRY-TYP,NESOI	NO	1	36,759
	GERMANY		1	36,759
8450906000	PTS OF HOUSEHOLD OR LNDRY-TYP WASH MAC, NESOI	X		3,520
	MEXICO			3,520
8451100000	DRY-CLEANING MACHINES	NO	17	219,230
	ITALY		17	219,230
8451290010	DRYING MACH, FOR DRYING MADE UP ARTICLES, NESOI	NO	1	13,514
	GERMANY		1	13,514
8451290090	DRYING MACHINES, NESOI	NO	1	2,826
	ITALY		1	2,826
8451300000	IRONING MACH AND PRESSES (INCLUD FUSING PRESSES)	NO	1,241	44,744
	BRAZIL		1	2,480
	CHINA (TAIWAN)		1	5,200
	CHINA,PEOPLE'S REP.(MAINLAND)		1,200	6,540
	ITALY		9	26,834
	SINGAPORE		30	3,690
8451400000	WASHING, BLEACHING OR DYEING MACHINES	NO	1	5,054
	ITALY		1	5,054
8451800000	MACHINERY OF HEADING 8451, NESOI	NO	20	279,203
	GERMANY		1	127,673
	ITALY		16	64,999
	SPAIN		3	86,531
8451906000	FURNTR DESG TO RECV DRY MAC OF HD 8451.21OR8451.29	X		2,760
	ITALY			2,760
8451909010	PTS,MAC FOR WASH,DRY-CLEAN,IRON,PRESS,DRY TEXT ART	X		19,779
	BELGIUM			15,765
	ITALY			4,014
8451909090	PARTS OF MACHINERY OF HEADING 8451, NESOI	X		13,829
	ITALY			13,829

TABLE - 2 IMPORTS INTO PUERTO RICO FROM FOREIGN COUNTRIES, BY COMMODITY AND COUNTRY OF ORIGIN
FISCAL YEAR 2003

COMM CODE	DESCRIPTION AND COUNTRY	UNIT	QUANTITY	VALUE - $
8452100010	SEWING MACH, HOUSEHOLD, VALUE NOT OVER $20 EACH	NO	1,410	9,616
	CHINA,PEOPLE'S REP.(MAINLAND)		1,410	9,616
8452100090	SEWING MACH, HOUSEHOLD, VALUE OVER $20 EACH	NO	2,413	142,335
	BRAZIL		1,017	80,018
	CHINA (TAIWAN)		135	9,800
	CHINA,PEOPLE'S REP.(MAINLAND)		1,025	29,167
	DOMINICAN REPUBLIC		130	4,810
	JAPAN		3	3,195
	SINGAPORE		103	15,345
8452211000	SEW MACH,AUTO,DESIGN TO JOIN FOOTWEAR SOLES&UPPERS	NO	15	78,060
	UNITED KINGDOM OF GT BRITAIN		15	78,060
8452219000	SEWING MACHINES, AUTOMATIC UNITS, NESOI	NO	16	5,697
	CHINA (TAIWAN)		1	2,697
	HONDURAS		15	3,000
8452299000	SEWING MACHINES, NESOI	NO	110	204,879
	GERMANY		2	5,283
	JAPAN		65	78,000
	NETHERLANDS		43	121,596
8452300000	SEWING MACHINE NEEDLES	THS	331	17,469
	CHINA (TAIWAN)		122	6,454
	CHINA,PEOPLE'S REP.(MAINLAND)		209	11,015
8452400000	FURNITURE, BASES & COVERS FOR SEWING MACH & PARTS	X		34,972
	CHINA,PEOPLE'S REP.(MAINLAND)			11,810
	COLOMBIA			8,602
	VENEZUELA			14,560
8452900090	PARTS OF SEWING MACHINES, NESOI	X		5,139
	CHINA,PEOPLE'S REP.(MAINLAND)			2,619
	COLOMBIA			2,520
8453200000	MACHINERY FOR MAKING OR REPAIRING FOOTWEAR	NO	1	69,000
	UNITED KINGDOM OF GT BRITAIN		1	69,000
8453800000	MACHINERY FOR MAKING, OR REPAIR. ATCLES. OF HIDES	NO	1	5,780
	UNITED KINGDOM OF GT BRITAIN		1	5,780
8453905000	PARTS OF MACHNRY FR MAKNG OR REPAIR. ARTCLS, NESOI	X		4,000
	DOMINICAN REPUBLIC			4,000
8455210000	HOT OR COMBINATION HOT & COLD ROLL MILL EXC TUBE	NO	1	2,100
	ITALY		1	2,100
8455300045	CAST STEEL ROLLS FOR ROLL MILL EXC2268NOT>6803.9KG	NO	1	31,100
	ITALY		1	31,100
8455300055	CAST STEEL ROLLS FOR ROLLING MILLS EXC 6,803.9 KG	NO	1	74,200
	ITALY		1	74,200
8456108000	MACHINE TOOLS OPERATED BY LASER PROCESSES, NESOI	NO	1	14,186
	FRANCE		1	14,186
8457100070	MACHING CENTERS, AUTO TOOL CHNG, NESOI	NO	1	51,212
	ITALY		1	51,212
8458995060	LATHES FOR REMOVING METAL,EXC N/C,UNDER $3,025,NEW	NO	5	8,610
	CHINA,PEOPLE'S REP.(MAINLAND)		5	8,610
8458995090	LATHES FOR REMOVING METAL,EXC N/C,OVER $3,025,USED	NO	13	51,330
	CHINA,PEOPLE'S REP.(MAINLAND)		13	51,330
8459210080	DRILLING MACH, METAL, N/C, NEW	NO	2	85,957
	ITALY		2	85,957
8459290090	DRILLS, MTL REMOV,EX MULTI SPIN,EX N/C,$3025OV,NEW	NO	1	105,190
	FRANCE		1	105,190
8459310070	BOR-MIL MAC, EXC HORIZ SPIN, N/C, NEW,MTL REMOVE	NO	1	156,265
	JAPAN		1	156,265
8459400020	BORING MACH, METAL REMOVING, UNDER $3,025, NEW	NO	1	3,000
	SWITZERLAND		1	3,000
8459400050	BORING MACH,VERT,MTL REMOV,EXC N/C,$3,025 OV, NEW	NO	16	303,870
	ROMANIA		16	303,870
8459610080	MILLING MACH, EXC KNEE TYP, MTL REMOV, N/C, NEW	NO	10	70,238
	CHINA (TAIWAN)		9	36,411
	GERMANY		1	33,827
8460190050	FLAT-SUR GRIND MA,MTL REMOV,ACC0.01MM,EX N/C,NESOI	NO	5	11,285
	CHINA (TAIWAN)		5	11,285
8460390050	SHARPEN MACH, MTL REMOV, EXC N/C,$3,025 OVER, NEW	NO	1	5,685
	CHINA (TAIWAN)		1	5,685
8460408010	HONING OR LAPPING MACHINES,EXEP NUMER CONTRLD,USED	NO	1	7,499
	UNITED KINGDOM OF GT BRITAIN		1	7,499
8460908080	MAC TOOLS USING ABRASIVES,NESOI,EX N/C,$3025OV,NEW	NO	1	91,638

TABLE - 2 IMPORTS INTO PUERTO RICO FROM FOREIGN COUNTRIES, BY COMMODITY AND COUNTRY OF ORIGIN
FISCAL YEAR 2003

COMM CODE	DESCRIPTION AND COUNTRY	UNIT	QUANTITY	VALUE - $
	SWITZERLAND		1	91,638
8461508020	SAW OR CUT-OFF MACH, MTL REMOV, UNDER $3,025, NEW	NO	60	8,589
	CHINA (TAIWAN)		60	8,589
8461508090	SAW OR CUT-OFF MAC,MTL REMOV,EXC N/C, $3025 OV, NE	NO	8	97,584
	CHINA (TAIWAN)		1	56,360
	ITALY		7	41,224
8461906030	PLANING MACH, MTL REMOVING, NOT N/C, =>$3,025 NEW	NO	1	5,871
	SPAIN		1	5,871
8462294045	MACH FR BEND/FOLD/STRAIGHT SEMICONDCTOR LEADS,USED	NO	60	4,312
	CHINA,PEOPLE'S REP.(MAINLAND)		60	4,312
8462298025	BEND,FOLD,STRAIGHT,FLAT MAC,EXC N/C,NEW,$3025 EACH	NO	1	2,680
	MEXICO		1	2,680
8462298045	BENDING ROLLS,MTL FORMING,EXC N/C,=>$3025 EACH,NEW	NO	1	5,588
	GERMANY		1	5,588
8462298055	BEND,FOLD,STRAIGHT OR FLAT MAC,EXC N/C,=>$3025,NEW	NO	1	6,747
	GERMANY		1	6,747
8462310040	SHEARING MACHINES,EXC COMB, METAL FORM, N/C, USED	NO	1	110,400
	KOREA,REP. OF (SOUTH KOREA)		1	110,400
8462310080	SHEARING MACHINES,EXC COMB, METAL FORM, N/C, NEW	NO	1	215,600
	CHINA (TAIWAN)		1	215,600
8462390050	SHEARING MAC,EXC COMB,MTL REMOV,EX N/C,$3025,OV,NE	NO	2	215,464
	GERMANY		1	12,704
	ITALY		1	202,760
8462490010	PUNCH OR NOTCH MACH, INC COMB,MTL FORM,EX N/C,USED	NO	1	62,000
	IRELAND		1	62,000
8462918090	HYDRAULIC PRESSES, METAL FORMING, EXCEPT N/C, NEW	NO	10	9,170
	CHINA (TAIWAN)		10	9,170
8462998020	MACHS, WRK BY FORM MTL, NESOI, < $3025, NEW	NO	300	11,100
	CHINA,PEOPLE'S REP.(MAINLAND)		300	11,100
8462998060	METAL WORKING PRESSES, NESOI, VALUED $3,025 AND OV	NO	3	97,473
	ITALY		2	89,951
	UNITED KINGDOM OF GT BRITAIN		1	7,522
8463300080	MACH FOR WORKING WIRE, MTL FORMING, $3,025 OV, NEW	NO	6	352,660
	GERMANY		5	340,660
	ITALY		1	12,000
8463900080	MACH F WORK MTL W/OUT REMOVE, NESOI,$3025 & OV,NEW	NO	1	16,000
	CHINA (TAIWAN)		1	16,000
8464100080	SAWING MACH FOR WORKING STONE,CERAMICS,LIKE MATRLS	NO	49	695,771
	ITALY		1	33,170
	JAPAN		2	657,224
	SPAIN		46	5,377
8464205010	GLASS-WORKING GRINDING OR POLISHING MACHINES	NO	1	23,150
	ITALY		1	23,150
8464205090	GRINDING OR POLISHING MACHINES FOR MINERAL MATL	NO	121	15,039
	ITALY		1	5,000
	SPAIN		119	4,132
	UNITED KINGDOM OF GT BRITAIN		1	5,907
8464909010	GLASS-WORKING MACHINES,EXCL GRIND OR POLISH, NESOI	NO	3	23,200
	ITALY		3	23,200
8464909090	MACH FR WORKING STONE/LIKE MINERAL MATERIAL, NESOI	NO	1,843	246,198
	CHINA,PEOPLE'S REP.(MAINLAND)		375	8,607
	ITALY		124	162,510
	SPAIN		1,344	75,081
8465100045	WOODWRKNG MAC,NEW,EXC.TENONERS,OPERATE W/0 TOOL CH	NO	5	63,961
	CANADA		1	60,400
	ITALY		4	3,561
8465910012	BAND SAWS, USES OR REBUILT, WOODWORKING MACHINES	NO	20	5,555
	CHINA (TAIWAN)		20	5,555
8465910058	PANEL SAWS,NEW,WOODWORKING,VALUED $3,000 EACH & OV	NO	2	20,539
	NETHERLANDS		2	20,539
8465910064	BAND SAWS, NEW, WOODWORKING, VALUED UNDER $1,000	NO	34	15,228
	CHINA (TAIWAN)		34	15,228
8465910068	BAND SAWS, NEW, WOODWORKING, VALUED OVER $1,000	NO	2	3,224
	CHINA (TAIWAN)		2	3,224
8465910090	SAWING MACHINES, HARD MATL, NESOI	NO	10	27,380
	TURKEY		10	27,380
8465920006	ROUTERS, USED OR REBUILT, WOODWORKING MACHINES	NO	1	28,360
	GERMANY		1	28,360

TABLE - 2 IMPORTS INTO PUERTO RICO FROM FOREIGN COUNTRIES, BY COMMODITY AND COUNTRY OF ORIGIN
FISCAL YEAR 2003

COMM CODE	DESCRIPTION AND COUNTRY	UNIT	QUANTITY	VALUE - $
8465920034	PLANERS,NEW,WOODWORKING MACH,VALUED UN $1,000 EACH	NO	7	5,054
	CHINA (TAIWAN)		7	5,054
8465920072	PLAN, MILL, MOLDING MACH, NEW, WOODWORKING, NESOI	NO	38	39,379
	CHINA (TAIWAN)		29	27,833
	ITALY		9	11,546
8465920090	PLAN, MILL, MOLDING MACHINES, HARD MATL, NESOI	NO	11	14,290
	CHINA (TAIWAN)		11	14,290
8465930055	EDGE BELT SANDERS,WOODWRK,NEW,VALUED $3,000 & OVER	NO	3	10,656
	ITALY		3	10,656
8465930090	GRIND,SAND OR POLISHING MACH, HARD MATL, NESOI	NO	24	9,423
	CHINA (TAIWAN)		24	9,423
8465940055	PRESSES (EXCEPT COLD), WOODWORKING, NEW	NO	70	23,947
	TURKEY		70	23,947
8465940065	BENDING OR ASSEMBLING MACHINES,WOODWORK,NEW,NESOI	NO	19	2,456
	CHINA (TAIWAN)		19	2,456
8465950045	BORING MACHINES (EXC N/C) WOODWRK, NEW, > $3,000	NO	1	11,719
	ITALY		1	11,719
8465950055	DRILL MACH EXC BORING & N/C,WOODWRK,NEW,UN$1,000EA	NO	4	3,613
	CHINA (TAIWAN)		4	3,613
8465950060	DRILL MACH, EXC BORING & N/C, WOODWRK,NEW,$1,000O	NO	2	7,294
	CHINA (TAIWAN)		2	7,294
8465994000	DELLASH MACH CLEANING METAL LEADS OF SEMICONDUCTOR	NO	2	4,549
	SWITZERLAND		2	4,549
8465998040	LATHES(EXC VENEER),WOODWORK,VALUED $1000 TO <$3000	NO	1	2,355
	SPAIN		1	2,355
8465998070	OTHER WOODWORKING MACHINES, NESOI	NO	1	14,390
	AUSTRIA		1	14,390
8465998095	MACH TOOLS FOR ASSEMBLING MATERIALS,EXC WOOD,NESOI	NO	49	5,890
	CHINA (TAIWAN)		45	3,879
	GERMANY		4	2,011
8466108075	TOOL HOLDERS AND SELF-OPENING DIEHEADS, NESOI	X		8,539
	CHINA,PEOPLE'S REP.(MAINLAND)			8,539
8466208035	WORK HOLDERS FR METLWORKING MACH,EXC JIGS/FIXTURES	X		27,948
	ITALY			8,148
	PORTUGAL			19,800
8466915000	PARTS FOR MACHINES OF HEADING 8464,EXC CAST-IRON	X		40,579
	ITALY			22,914
	SPAIN			17,665
8466925010	PARTS OF MACH TOOLS FOR WORKING WOOD,EXC CAST-IRON	X		4,726
	CHINA (TAIWAN)			2,257
	SPAIN			2,469
8466935385	BED,BASE,TBLE,ETC OF 8456-8461,EXC CAST-IRON,NESOI	X		3,248
	SWITZERLAND			3,248
8466936060	CAST-IRON PTS, MACH, HEADING 8456 TO 8461, NESOI	KG	20	2,077
	UNITED KINGDOM OF GT BRITAIN		20	2,077
8466939585	MACH PARTS OF 8456-8461, EXCL CAST-IRON PRTS,NESOI	X		50,498
	FRANCE			48,117
	UNITED KINGDOM OF GT BRITAIN			2,381
8466944000	CST-IRN PRTS FOR MCHNS OF HDING 8462OR8463, NESOI	KG	43	4,014
	SWITZERLAND		43	4,014
8466946585	PARTS OF 8462 OR 8463,EXC CAST-IRON,BED,BASE,NESOI	X		3,702
	ITALY			3,702
8466948585	PARTS MACH,OF 8462 OR 8463 EXC CAST-IRON PTS,NESOI	X		58,703
	FRANCE			42,345
	SPAIN			16,358
8467111080	ROTARY TYP PNEU HND-DIR TLS FOR METALWORKING,NESOI	NO	42	28,836
	TURKEY		42	28,836
8467115020	DRILLS,EX ROCK,SCREWDRIVERS,NUT RUNERS,RTY,PNEU,HD	NO	60	2,645
	ARGENTINA		60	2,645
8467115040	WRENCHES, ROTARY, PNEU, HAND-DIR TOOLS, NESOI	NO	164	3,346
	ARGENTINA		164	3,346
8467191000	PNEUMATIC HAND-DIR TOOLS, SUITABLE FR MTLWRK,NESOI	NO	137	9,660
	ITALY		137	9,660
8467195060	PNEUMATIC TOOLS FOR CONST OR MINING, HAND-DIRECTED	NO	388	8,571
	SPAIN		388	8,571
8467195090	PNEUMATIC TOOLS, HAND-DIRECTED, NESOI	NO	16	2,011
	ITALY		16	2,011
8467210010	ELECTRIC HAND DRILLS, ROTARY, BATTERY POWERED	NO	7,614	34,377

TABLE - 2 IMPORTS INTO PUERTO RICO FROM FOREIGN COUNTRIES, BY COMMODITY AND COUNTRY OF ORIGIN
FISCAL YEAR 2003

COMM CODE	DESCRIPTION AND COUNTRY	UNIT	QUANTITY	VALUE - $
	CHINA,PEOPLE'S REP.(MAINLAND)		7,614	34,377
8467210050	ELECTRIC HAND DRILLS, ROTARY, CHUCK GE 12.7 MM, AC	NO	300	11,757
	HONG KONG		300	11,757
8467210070	ELECTRIC HAND DRILLS OTHER THAN ROTARY	NO	2,984	54,902
	CHINA,PEOPLE'S REP.(MAINLAND)		2,600	40,666
	GERMANY		84	6,926
	ITALY		300	7,310
8467220020	ELECTRIC HAND SAWS, CIRCULAR TYPE	NO	5,530	41,178
	BRAZIL		180	4,804
	CHINA,PEOPLE'S REP.(MAINLAND)		5,350	36,374
8467220070	ELECTRIC HAND SAWS, RECIPROCATING AND JIG TYPES	NO	1,480	17,896
	CHINA,PEOPLE'S REP.(MAINLAND)		1,480	17,896
8467220090	ELECTRIC HAND SAWS, NESOI	NO	878	32,228
	CHINA,PEOPLE'S REP.(MAINLAND)		820	29,893
	HONG KONG		58	2,335
8467290010	ELECTRIC HAND ANGLE GRINDERS, SANDERS & POLISHERS	NO	3,608	61,345
	CHINA,PEOPLE'S REP.(MAINLAND)		3,552	53,052
	GERMANY		56	8,293
8467290015	ELECTRIC HAND ORBITAL AND STRAIGHT-LINE SANDERS	NO	1,560	29,429
	CHINA,PEOPLE'S REP.(MAINLAND)		1,560	29,429
8467290040	ELECTRIC HAND SCREWDRIVERS, NUT-RUNNERS, IMPACT WR	NO	8,155	37,616
	CHINA,PEOPLE'S REP.(MAINLAND)		8,100	32,740
	GERMANY		55	4,876
8467290070	ELECTRIC HAND GRASS AND WEED TRIMMERS/EDGERS	NO	763	107,525
	ITALY		763	107,525
8467290090	OTHER ELECTROMECHANICAL HAND TOOLS	NO	1	115,317
	FRANCE		1	115,317
8467810000	CHAIN SAWS	NO	95	19,298
	ITALY		95	19,298
8467895090	HAND-DIR OR CONTROL TLS, SLF CONTAIN,NONELEC,NESOI	NO	11,625	139,818
	CHINA,PEOPLE'S REP.(MAINLAND)		9,286	117,495
	GERMANY		3	8,182
	ITALY		2,336	14,141
8467990130	PARTS NESOI, OF GAS PWRD GRASS, WEED TRM,BRSHCU	X		13,926
	FRANCE			2,561
	ITALY			11,365
8467990190	PARTS OF HAND-DIR OR CONTROL TOOLS, NONELEC, NESOI	X		3,439
	CHINA,PEOPLE'S REP.(MAINLAND)			3,439
8468205000	GAS-OPER MCH F SOLDER, BRAZE, WELD, EX HAND DIRECT	NO	1	36,671
	BRAZIL		1	36,671
8468801000	MACH F SOLDER,ETC O/T GAS & HDG 8515, HAND-DIRECT	NO	7	9,325
	CANADA		2	4,500
	SWEDEN		5	4,825
8469120000	AUTOMATIC TYPEWRITERS OTH THN WORD PRCSSING MCHNES	NO	708	164,020
	INDIA		275	60,625
	ITALY		273	63,915
	VENEZUELA		160	39,480
8470100040	ELEC CALCULATORS W/O EXTERNAL POWER, DISPLAY ONLY	NO	45,113	74,096
	CHINA,PEOPLE'S REP.(MAINLAND)		45,113	74,096
8470100060	ELEC CALCULATORS W/O EXTERNAL PWR,EXC DISPLAY ONLY	NO	91,690	69,527
	CHINA,PEOPLE'S REP.(MAINLAND)		91,690	69,527
8470210000	ELEC CALCULATING MCH,NESOI, WITH PRINTING DEVICE	NO	400	13,627
	JAPAN		400	13,627
8470290000	ELECTRONIC CALCULATING MACHINES, NESOI	NO	1,670	5,929
	JAPAN		1,670	5,929
8470300000	CALCULATING MACHINES EXCEPT ELECTRONIC	NO	14,000	13,346
	CHINA,PEOPLE'S REP.(MAINLAND)		14,000	13,346
8470400000	ACCOUNTING MACHINES	NO	2	41,311
	CANADA		2	41,311
8470500060	CASH REGISTERS,EXCEPT POINT-OF-SALE TERMINALS	NO	1	8,843
	NETHERLANDS		1	8,843
8470900010	POSTAGE-FRANKING MACHINES INCORP CALCULATE DEVICE	NO	9	15,413
	UNITED KINGDOM OF GT BRITAIN		9	15,413
8470900090	TICKET-ISSUING & SIMILAR MCH,NESOI,W CALCULATE DEV	NO	2	2,251
	SOUTH AFRICA,REP.OF		2	2,251
8471100000	ANALOG OR HYBRID AUTOMATIC DATA PROCESSING MACHINS	NO	362	357,227
	CANADA		1	2,475
	FRANCE		361	354,752

TABLE - 2 IMPORTS INTO PUERTO RICO FROM FOREIGN COUNTRIES, BY COMMODITY AND COUNTRY OF ORIGIN
FISCAL YEAR 2003

COMM CODE	DESCRIPTION AND COUNTRY	UNIT	QUANTITY	VALUE - $
8471300000	PORT DGTL ADP MACH,<10KG,AT LEAST CPU,KYBRD,DSPLY	NO	74	75,406
	CHINA (TAIWAN)		40	43,040
	KOREA,REP. OF (SOUTH KOREA)		34	32,366
8471410065	DIGITAL ADP MCH W CPU & INPUT/OUTPUT,CRT EXC COLOR	NO	1	25,000
	AUSTRIA		1	25,000
8471410095	DIGITAL ADP MCH W CPU & INPUT/OUTPUT UNT, W/O CRT	NO	10	46,126
	FRANCE		8	7,593
	GERMANY		2	38,533
8471491035	DIGTL PROC UNT W STRGE,INPT OR OTPUT,CLR CRT,SYSTM	NO	2	414,527
	GERMANY		1	400,000
	ITALY		1	14,527
8471491095	DGTL PROC UNT W STRGE,INPT OR OTPT UNT,W/O CRT,SYS	NO	11	62,149
	CANADA		1	7,938
	NETHERLANDS		3	3,762
	UNITED KINGDOM OF GT BRITAIN		7	50,449
8471492600	COLOR CATHODE-RAY TUBE (CRT) MONITORS, WITH SYSTEM	NO	56	7,963
	VENEZUELA		56	7,963
8471492900	DISPLAY UNITS, NESOI, W/OUT CRT, ENTERED W/SYSTEM	NO	2,930	117,336
	CHINA,PEOPLE'S REP.(MAINLAND)		22	7,930
	KOREA,REP. OF (SOUTH KOREA)		2,908	109,406
8471493100	PRINTERS,NESOI,LSR PRODUCE>20PGS/MIN ENTER AS SYSM	NO	13	17,895
	MEXICO		13	17,895
8471493400	PRINTERS, NESOI,INK JET,ENTERED IN FORM OF SYSTEMS	NO	1	12,285
	NETHERLANDS		1	12,285
8471493790	PRINTERS, NESOI, ENTERED IN FORM OF SYSTEMS	NO	53	29,958
	CANADA		53	29,958
8471494200	OPTICAL SCANNERS & MAGNETIC INK RECOGNITION DEVICE	NO	11	27,295
	CANADA		1	25,000
	CHINA (TAIWAN)		10	2,295
8471494895	ADP INPUT UNITS, NESOI, ENTERED IN THE FORM OF SYS	NO	3	2,159
	GERMANY		3	2,159
8471495060	DISK DRIVE UNITS, NESOI, ENTERED W/REST OF SYSTEM	NO	1	4,915
	AUSTRIA		1	4,915
8471495080	OTHER STORAGE UNITS, NESOI, ENTERED W/REST OF SYS	NO	4	21,320
	NETHERLANDS		4	21,320
8471496000	CONTROL OR ADAPTER UNITS FOR ADP MACH, ENT W/SYS	NO	1,400	42,770
	CHINA,PEOPLE'S REP.(MAINLAND)		1,400	42,770
8471497000	POWER SUPPLIES FOR ADP MACHINES, NESOI, ENT W/SYS	NO	2,709	29,525
	FRANCE		5	5,000
	THAILAND		2,700	20,425
	UNITED KINGDOM OF GT BRITAIN		4	4,100
8471498500	UNITS,NESOI,FOR PHYSICAL INC.INTO ADP MACH,AS SYS	NO	1	5,493
	ISRAEL		1	5,493
8471499500	UNTS, NESOI, FOR ADP MACH, ENTERED IN FORM OF SYSM	NO	5	150,072
	FRANCE		1	2,586
	MEXICO		1	61,381
	SWITZERLAND		3	86,105
8471500035	DIGITAL PROC UNIT W STORAGE/INPUT/OUTPUT;COLOR CRT	NO	5	6,462
	CHINA (TAIWAN)		5	6,462
8471500085	DIGTA PROC UNIT W STORAGE/INPUT/OUTPUT UNITS,NESOI	NO	31	187,395
	CANADA		12	16,980
	SINGAPORE		16	34,087
	UNITED KINGDOM OF GT BRITAIN		3	136,328
8471601095	COMBINATION INPUT/OUTPUT UNITS WITHOUT CRT	NO	5	20,120
	CHINA (TAIWAN)		4	3,540
	JAPAN		1	16,580
8471603500	COLOR CATHODE-RAY TUBE (CRT) MONITORS	NO	550	11,800
	CHINA (TAIWAN)		550	11,800
8471604580	DISPLAY UNITS, NESOI, WITHOUT CRT	NO	1,664	218,521
	CHINA,PEOPLE'S REP.(MAINLAND)		8	3,190
	ITALY		23	14,140
	KOREA,REP. OF (SOUTH KOREA)		14	40,900
	THAILAND		1,618	152,190
	UNITED KINGDOM OF GT BRITAIN		1	8,101
8471605100	LSR PRNTR UNITS W/ CNTRL & PRT MCHNIMS,>20PGS/MIN	NO	1,704	4,702,220
	CHINA,PEOPLE'S REP.(MAINLAND)		998	2,277,557
	JAPAN		392	1,889,840
	KOREA,REP. OF (SOUTH KOREA)		280	511,601

TABLE - 2 IMPORTS INTO PUERTO RICO FROM FOREIGN COUNTRIES, BY COMMODITY AND COUNTRY OF ORIGIN
FISCAL YEAR 2003

COMM CODE	DESCRIPTION AND COUNTRY	UNIT	QUANTITY	VALUE - $
	URUGUAY		34	23,222
8471605200	OTH LASER PRINTER UNITS W/ CNTRL & PRT MECHANISMS	NO	175	175,021
	GERMANY		1	140,503
	MALAYSIA		174	34,518
8471605400	PRINTER UNITS, INK JET, WITH CNTRL & PRNT MECHANSM	NO	5	105,162
	CHINA,PEOPLE'S REP.(MAINLAND)		1	25,589
	KOREA,REP. OF (SOUTH KOREA)		2	55,823
	PORTUGAL		1	5,000
	UNITED KINGDOM OF GT BRITAIN		1	18,750
8471605500	PRNTER UNTS, THERMAL TRANSFER,W/ CNTRL & PRNT MECH	NO	216	43,416
	CHINA (TAIWAN)		1	12,000
	JAPAN		215	31,416
8471605760	DOT MATRIX PRINTER UNITS W/ CNTRL & PRT MECHANISM	NO	163	11,432
	JAPAN		79	3,858
	THAILAND		84	7,574
8471605790	PRINTER UNITS, NESOI, W/ CNTRL & PRT MECHANISMS	NO	193	79,481
	ITALY		141	68,240
	JAPAN		52	11,241
8471606100	PRINTERS, NESOI, LSR CPBLE OF PRODCNG >20PGS/MIN	NO	15	24,130
	JAPAN		6	14,680
	PHILIPPINES		9	9,450
8471606200	PRINTERS, NESOI, LASER PRDCNG <20 PGS/MIN	NO	3	5,800
	JAPAN		1	3,700
	PHILIPPINES		2	2,100
8471606400	PRINTERS, NESOI, INK JET	NO	792	25,410
	CHINA,PEOPLE'S REP.(MAINLAND)		651	20,233
	MALAYSIA		57	2,093
	THAILAND		84	3,084
8471606790	PRINTERS, OTHER, NESOI	NO	58	29,747
	JAPAN		55	7,795
	UNITED KINGDOM OF GT BRITAIN		3	21,952
8471608000	OPTICAL SCANNERS & MAGNETIC INK RECOGNITION DEVICE	NO	2	12,320
	ARGENTINA		2	12,320
8471609090	ADP INPUT UNITS, NESOI	NO	413	100,344
	CANADA		5	19,152
	FRANCE		408	81,192
8471702000	MAGNETIC DSK DR UNT,DSK DIAM>21CN,FR AUTO PROC MAC	NO	1	2,245
	KOREA,REP. OF (SOUTH KOREA)		1	2,245
8471706000	STORAGE UNITS, NESOI, NOT ASSEMBLED IN CABINETS	NO	3,768	8,956,717
	HUNGARY		2,014	6,258,780
	IRELAND		1	2,278
	MALAYSIA		1,493	2,213,431
	SINGAPORE		260	482,228
8471709000	OTHER STORAGE UNITS, NESOI	NO	66	221,017
	HUNGARY		36	206,460
	JAPAN		30	14,557
8471801000	CONTROL OR ADAPTER UNITS FOR ADP MACHINES	NO	534	152,398
	CANADA		11	83,913
	CHINA,PEOPLE'S REP.(MAINLAND)		440	2,705
	ISRAEL		67	62,409
	JAPAN		16	3,371
8471804000	UNITS,NESOI,FOR INCORPORATION INTO ADP MACHINES	NO	1,411	62,831
	CHINA (TAIWAN)		1,408	56,337
	CHINA,PEOPLE'S REP.(MAINLAND)		3	6,494
8471809000	OTHER UNITS, FOR AUTO DATA PROCESSING MACH, NESOI	NO	8	26,314
	CANADA		8	26,314
8471900000	MACHINES AND UNITS THEREOF FOR PROCESS DATA, NESOI	NO	2,700	791,444
	BRAZIL		2,050	680,000
	CANADA		2	2,472
	CHINA (TAIWAN)		450	16,888
	CHINA,PEOPLE'S REP.(MAINLAND)		44	46,085
	JAPAN		54	5,595
	MEXICO		26	20,939
	SINGAPORE		71	11,727
	UNITED KINGDOM OF GT BRITAIN		3	7,738
8472100000	DUPLICATING MACHINES	NO	37	90,844
	CHINA,PEOPLE'S REP.(MAINLAND)		1	2,714
	JAPAN		15	48,044

TABLE - 2 IMPORTS INTO PUERTO RICO FROM FOREIGN COUNTRIES, BY COMMODITY AND COUNTRY OF ORIGIN
FISCAL YEAR 2003

COMM CODE	DESCRIPTION AND COUNTRY	UNIT	QUANTITY	VALUE - $
	KOREA,REP. OF (SOUTH KOREA)		21	40,086
8472300000	MAIL SORTING, OPENING, POSTAGE AFFIXING,ETC, MACH	NO	2	10,105
	UNITED KINGDOM OF GT BRITAIN		2	10,105
8472901000	AUTOMATIC TELLER MACHINES	NO	50	490,068
	CANADA		21	188,292
	DOMINICAN REPUBLIC		5	2,500
	GERMANY		11	142,560
	UNITED KINGDOM OF GT BRITAIN		13	156,716
8472904000	PENCIL SHARPENERS	NO	3,476	30,087
	CHINA,PEOPLE'S REP.(MAINLAND)		3,476	30,087
8472908000	OFFICE MACHINES, NESOI	NO	107	280,114
	CHINA,PEOPLE'S REP.(MAINLAND)		42	112,642
	JAPAN		21	86,600
	KOREA,REP. OF (SOUTH KOREA)		44	80,872
8472909060	OTHER CURRENCY AND COIN HANDLING MACHINES	NO	5	17,441
	CHINA (TAIWAN)		4	4,520
	SPAIN		1	12,921
8472909080	OFFICE MACHINES, NESOI	NO	76,129	85,173
	CANADA		8	17,218
	CHINA (TAIWAN)		435	2,142
	CHINA,PEOPLE'S REP.(MAINLAND)		75,680	60,517
	GERMANY		6	5,296
8473109000	PARTS OF TYPEWRITERS, EXC ATMTC TYPWRTRS & WD PRCS	X		29,145
	CHINA (TAIWAN)			14,251
	CHINA,PEOPLE'S REP.(MAINLAND)			11,872
	ITALY			3,022
8473290000	PARTS FOR MACH,NESOI, INCORP CALCULATING DEVICE	X		650,919
	CANADA			14,019
	CHINA,PEOPLE'S REP.(MAINLAND)			636,900
8473301040	PTS ADP MCH, NT INCPTG CRT,PRT CT ASM.,MRY MODULES	NO	20,104	6,616,967
	CANADA		2	4,726
	CHINA (TAIWAN)		100	2,100
	KOREA,REP. OF (SOUTH KOREA)		20,002	6,610,141
8473301080	PTS ADP MCH, NT INCPTNG CRT,PRT CRT ASSEM.;NESOI	X		130,880
	CANADA			15,098
	CHINA (TAIWAN)			16,058
	FRANCE			8,568
	ISRAEL			25,050
	JAPAN			8,006
	SINGAPORE			51,100
	UNITED KINGDOM OF GT BRITAIN			7,000
8473302000	PARTS ADP, FACE PLTES & LCK LTCHES OF PRCS,NO CRT	X		301,790
	CHINA (TAIWAN)			200,950
	CHINA,PEOPLE'S REP.(MAINLAND)			100,840
8473303000	OTHER PARTS FOR PRINTERS, NO CATHODE RAY TUBE	X		73,869
	IRELAND			47,651
	MEXICO			8,370
	SINGAPORE			17,848
8473305000	PTS & ACCESSORIES OF MACH OF HEADING OF 8471,NESOI	X		4,997,012
	CANADA			112,000
	CHILE			195,050
	CHINA (TAIWAN)			407,282
	CHINA,PEOPLE'S REP.(MAINLAND)			1,659,545
	FRANCE			81,359
	GERMANY			2,698
	INDONESIA			4,143
	IRELAND			705,188
	ITALY			14,567
	JAPAN			1,530,933
	KOREA,REP. OF (SOUTH KOREA)			99,750
	MEXICO			29,379
	PHILIPPINES			4,261
	SINGAPORE			70,515
	THAILAND			62,697
	UNITED KINGDOM OF GT BRITAIN			17,645
8473309000	OTH PRTS OF ADP MACH AND UNITS INCORPORATING A CRT	X		139,529
	CANADA			9,920
	CHINA (TAIWAN)			3,465

TABLE - 2 IMPORTS INTO PUERTO RICO FROM FOREIGN COUNTRIES, BY COMMODITY AND COUNTRY OF ORIGIN
FISCAL YEAR 2003

COMM CODE	DESCRIPTION AND COUNTRY	UNIT	QUANTITY	VALUE - $
	CHINA,PEOPLE'S REP.(MAINLAND)			20,690
	FRANCE			9,800
	GERMANY			11,302
	KOREA,REP. OF (SOUTH KOREA)			3,783
	MEXICO			15,920
	SWEDEN			3,965
	TRINIDAD AND TOBAGO			40,816
	UNITED KINGDOM OF GT BRITAIN			19,868
8473401000	PRINTED CIRCUIT ASSEMBLIES FOR SUBHEADING 84729010	X		855,582
	CANADA			5,826
	CHINA,PEOPLE'S REP.(MAINLAND)			598,239
	HONG KONG			240,087
	UNITED KINGDOM OF GT BRITAIN			11,430
8473408000	PARTS AND ACCESSORIES OF GOODS OF SUB 8472.90.80	X		98,808
	CHINA,PEOPLE'S REP.(MAINLAND)			36,940
	JAPAN			61,868
8473408500	PARTS AND ACCSORIES OF MCHINES OF 8472, NESOI	X		93,841
	CHINA,PEOPLE'S REP.(MAINLAND)			93,841
8473509000	PTS & ACCESS = SUIT F/USE W/2 HEAD 8469-8472,NESOI	X		43,060
	CHINA (TAIWAN)			3,150
	CHINA,PEOPLE'S REP.(MAINLAND)			39,910
8474100090	SORT,SCREEN,SEPARATE OR WASH MACH F MINERL,STATNRY	NO	3	232,708
	AUSTRIA		1	11,340
	GERMANY		1	77,670
	JAPAN		1	143,698
8474200050	CRUSHING MACHINES FOR MINERALS, STATIONARY	NO	1	170,000
	FRANCE		1	170,000
8474310000	CONCRETE OR MORTAR MIXERS	NO	103	429,821
	BRAZIL		60	36,884
	CANADA		2	132,000
	MEXICO		29	62,961
	SPAIN		12	197,976
8474390000	MIXING OR KNEADING MACH, NESOI, FOR MINERAL SUBSTN	NO	1	58,600
	TURKEY		1	58,600
8474800010	MACH F AGGLO,SHOP OR MOLD,CERAMIC PAST, CEMENT ETC	NO	14	949,027
	FRANCE		12	866,067
	ITALY		2	82,960
8474800015	MACH FR AGGLOMRTNG,MOLDING,ETC MINERAL PROD, NESOI	NO	1	18,499
	ITALY		1	18,499
8474900010	PARTS OF MCH F SORT, SCREEN, WASH, SEPARATE MINERA	X		55,573
	SWITZERLAND			8,863
	UNITED KINGDOM OF GT BRITAIN			46,710
8474900020	PARTS OF MACH FOR CRUSHING OR GRINDING MINERALS	X		234,480
	BELGIUM			16,080
	FRANCE			12,326
	GERMANY			3,965
	ITALY			90,796
	KOREA,REP. OF (SOUTH KOREA)			4,220
	MEXICO			26,118
	NETHERLANDS			51,704
	SPAIN			11,500
	UNITED KINGDOM OF GT BRITAIN			17,771
8474900050	PARTS OF MACH FOR MIXING OR KNEADING MINERALS	X		287,914
	DENMARK			19,144
	GERMANY			177,053
	ITALY			30,508
	PERU			3,824
	SPAIN			27,025
	VENEZUELA			30,360
8474900090	PARTS OF MCH,NESOI, F MINERAL PROD & FOUNDRY MOLDS	X		673,436
	AUSTRIA			123,246
	BELGIUM			29,465
	CANADA			34,000
	FRANCE			25,543
	GERMANY			258,306
	ITALY			65,485
	SPAIN			88,428
	UNITED KINGDOM OF GT BRITAIN			48,963

TABLE - 2 IMPORTS INTO PUERTO RICO FROM FOREIGN COUNTRIES, BY COMMODITY AND COUNTRY OF ORIGIN
FISCAL YEAR 2003

COMM CODE	DESCRIPTION AND COUNTRY	UNIT	QUANTITY	VALUE - $
8475290000	MCHNES FOR MNFACTURING OR HOT WORKING GLASS, NESOI	NO	3	66,742
	GERMANY		1	5,200
	ITALY		2	61,542
8475909000	PARTS OF MACH FOR MANUFACTURE OR HOT WORKING GLASS	X		225,049
	BRAZIL			25,849
	CHINA,PEOPLE'S REP.(MAINLAND)			14,112
	COLOMBIA			97,661
	ECUADOR			4,094
	ITALY			83,333
8476210000	AUTOMATIC VENDING MACHINES, WTH HEATING AND REFRIG	NO	300	262,477
	ITALY		300	262,477
8476890000	OTH VENDING MACH WITHOUT HEATG OR REFRIG UNT,NESOI	NO	210	304,374
	CHINA (TAIWAN)		83	17,031
	FRANCE		2	28,580
	SPAIN		25	45,783
	SWITZERLAND		100	212,980
8477103000	INJECTION-MOLDING MACHINES FOR MANUFACTURING SHOES	NO	28	800,090
	GERMANY		28	800,090
8477109015	INJECT-MOLD MACH PROCESSING RUBBER & THERMOSETTING	NO	7	313,889
	BRAZIL		1	61,710
	GERMANY		2	228,152
	ITALY		4	24,027
8477109030	INJCT-MOLD MACH FOR THERMOPLSTCS;CLAMP FORCE < 50T	NO	3	970,478
	BELGIUM		2	836,051
	ITALY		1	134,427
8477109040	INJCT-MOLD MACH FOR THERMPLSTC;CLAMP FORCE 50<300T	NO	7	605,969
	JAPAN		2	101,426
	SWITZERLAND		1	97,500
	UNITED KINGDOM OF GT BRITAIN		4	407,043
8477109060	INJECT-MOLD MACH FOR THERMPLSTC;CLAMP FORCE >=750T	NO	6	290,621
	ITALY		5	41,686
	SWITZERLAND		1	248,935
8477300000	BLOW-MOLDING MACHINES	NO	5	3,042,972
	AUSTRIA		1	77,389
	FRANCE		1	1,392,590
	GERMANY		3	1,572,993
8477598000	MACHINERY FOR MOLDING OR OTHERWISE FORMING;NESOI	NO	2	6,176
	CHINA (TAIWAN)		2	6,176
8477800000	MACH, NESOI, FOR WORKING RUBBER OR PLASTICS	NO	5	552,610
	BELGIUM		1	185,114
	FRANCE		2	20,430
	GERMANY		2	347,066
8477902540	PARTS,BASE, BED, ETC OF 84771030,84771040,84771090	X		6,111
	SPAIN			2,800
	UNITED KINGDOM OF GT BRITAIN			3,311
8477908510	PARTS OF INJECTION-MOLDING MACHINES, NESOI	X		160,796
	CANADA			24,239
	FRANCE			37,493
	ITALY			16,306
	NETHERLAND ANTIL. EXC ARUBA			5,750
	UNITED KINGDOM OF GT BRITAIN			77,008
8477908520	PARTS OF EXTRUDERS	X		149,964
	AUSTRIA			28,838
	BRAZIL			2,694
	GERMANY			11,046
	ITALY			15,000
	SWITZERLAND			92,386
8477908530	PARTS OF BLOW-MOLDING MACHINES	X		307,300
	AUSTRIA			63,349
	GERMANY			169,516
	ITALY			3,857
	SWITZERLAND			70,578
8477908595	PARTS OF MACH WORKING RUBBER OR PLASTICS;NESOI	X		502,026
	AUSTRIA			3,194
	CANADA			12,200
	CHINA (TAIWAN)			20,140
	COSTA RICA			6,000
	GERMANY			382,099

TABLE - 2 IMPORTS INTO PUERTO RICO FROM FOREIGN COUNTRIES, BY COMMODITY AND COUNTRY OF ORIGIN
FISCAL YEAR 2003

COMM CODE	DESCRIPTION AND COUNTRY	UNIT	QUANTITY	VALUE - $
	ITALY			18,426
	JAPAN			2,857
	KOREA,REP. OF (SOUTH KOREA)			7,350
	MEXICO			4,462
	SPAIN			9,278
	SWITZERLAND			3,343
	UNITED KINGDOM OF GT BRITAIN			32,677
8478100010	INDUSTRIAL CIGARETTE-MAKING MACHINES	NO	1	7,548
	SPAIN		1	7,548
8478100090	MACH FOR PREPARING OR MAKING UP TOBACCO, NESOI	NO	37,956	134,152
	FRANCE		4,300	55,195
	SPAIN		33,656	78,957
8479100040	PAVERS, FINISHERS & SPREADERS F CONCRETE, PUB WRKS	NO	1	2,900
	CANADA		1	2,900
8479500000	INDUSTRIAL ROBOTS, NESOI	NO	2	412,608
	SWITZERLAND		2	412,608
8479810000	METAL TREATING MACH, INC ELECTRIC WIRE COIL-WINDER	NO	2	356,510
	FRANCE		2	356,510
8479820040	MIXING, KNEADING OR STIRRING MACHINES, NESOI	NO	8,389	1,476,753
	CANADA		2	93,741
	CHINA (TAIWAN)		31	20,323
	CZECH REPUBLIC		2	7,100
	GERMANY		1	5,896
	ITALY		8,309	137,532
	SPAIN		6	7,221
	SWEDEN		1	4,266
	SWITZERLAND		6	744,440
	UNITED KINGDOM OF GT BRITAIN		31	456,234
8479820080	CRUSH,GRIND,SCREEN,SIFT,EMULSFYG,ETC MACH,NESOI	NO	166	1,899,864
	CANADA		1	40,053
	GERMANY		162	997,431
	ISRAEL		1	318,500
	SWEDEN		1	481,118
	UNITED KINGDOM OF GT BRITAIN		1	62,762
8479896500	ELECTOMECHANICAL APPL, W/MOTORS, NESOI	X		230,473
	ITALY			65,368
	SPAIN			165,105
8479898490	MACH NESOI FOR PROD & ASSEMBLY OF SEMICONDUCTORS	NO	4	353,593
	CANADA		2	271,610
	GERMANY		2	81,983
8479899860	AUTOMOTIVE MAINTENANCE MACHINES, NESOI	NO	361	95,400
	ARGENTINA		1	7,500
	CANADA		5	72,980
	CHINA,PEOPLE'S REP.(MAINLAND)		335	6,700
	NETHERLANDS		20	8,220
8479899895	INDUSTRIAL VIBRATORS	NO	10	2,800
	CHINA (TAIWAN)		10	2,800
8479899897	MACHINES AND MECHANICAL APPLIANCES, NESOI	NO	5,750	12,018,507
	AUSTRIA		1	20,801
	BELGIUM		1	547,063
	CANADA		6	80,551
	CHINA (TAIWAN)		3,595	37,820
	FINLAND		1	40,810
	GERMANY		82	3,768,997
	ITALY		44	2,537,906
	JAPAN		3	201,599
	MEXICO		1	24,047
	SINGAPORE		9	2,480,586
	SPAIN		12	2,998
	SWEDEN		3	80,516
	SWITZERLAND		1,985	1,361,310
	UNITED KINGDOM OF GT BRITAIN		7	833,503
8479904000	PARTS OF HUMIDIFIERS, DEHUMIDIFIERS, VACUUM CLNRS	X		161,389
	UNITED KINGDOM OF GT BRITAIN			161,389
8479907500	PARTS OF TRASH COMPACTORS: CABINETS OR CASES	X		9,812
	PERU			7,770
	SPAIN			2,042
8479909440	PARTS OF INDUSTRIAL ROBOTS, NESOI	X		23,600

TABLE - 2 IMPORTS INTO PUERTO RICO FROM FOREIGN COUNTRIES, BY COMMODITY AND COUNTRY OF ORIGIN
FISCAL YEAR 2003

COMM CODE	DESCRIPTION AND COUNTRY	UNIT	QUANTITY	VALUE - $
	ITALY			23,600
8479909495	PARTS OF MACHINES & MECHANICAL APPLIANCES, NESOI	X		1,641,091
	AUSTRIA			5,719
	CANADA			31,881
	CHINA (TAIWAN)			2,361
	FRANCE			175,508
	GERMANY			858,576
	ITALY			22,368
	JAPAN			18,983
	MEXICO			2,300
	SPAIN			15,889
	SWITZERLAND			68,855
	UNITED KINGDOM OF GT BRITAIN			432,151
	VENEZUELA			6,500
8480200000	MOLD BASES	NO	63	282,689
	GERMANY		63	282,689
8480300000	MOLDING PATTERNS	NO	199,941	57,623
	CHINA (TAIWAN)		199,940	30,623
	PORTUGAL		1	27,000
8480500090	MOLDS, NESOI, FOR GLASS	NO	7,570	763,973
	BRAZIL		3,890	231,083
	COLOMBIA		1,985	275,155
	ECUADOR		14	4,094
	ITALY		1,491	235,641
	PERU		190	18,000
8480600010	MOLDS FOR MINERAL MATL, INJECT OR COMPRESSION TYPE	NO	4	76,870
	GERMANY		2	21,370
	PORTUGAL		2	55,500
8480600090	MOLDS, NESOI, FOR MINERAL MATERIALS	NO	2,778	2,283,992
	FRANCE		2,778	2,283,992
8480718045	INJECTION TYPE MOLDS FOR RUBBER OR PLASTICS, NESOI	NO	1,258	2,575,599
	AUSTRIA		1	15,143
	BELGIUM		4	1,280,277
	CANADA		1	81,220
	CHINA (TAIWAN)		1	13,000
	GERMANY		26	152,972
	ITALY		1	143,868
	NETHERLANDS		1	83,571
	SWITZERLAND		1	134,456
	UNITED KINGDOM OF GT BRITAIN		1,222	671,092
8480799010	BLOW MOLDS FOR RUBBER OR PLASTICS	NO	83	743,247
	AUSTRIA		5	16,565
	CANADA		57	523,093
	FRANCE		20	109,332
	GERMANY		1	94,257
8480799090	MOLDS, NESOI, FOR RUBBER OR PLASTICS	NO	1,581	118,025
	BRAZIL		2	6,537
	FRANCE		7	6,115
	ITALY		1	35,344
	MEXICO		2	67,500
	SOUTH AFRICA,REP.OF		1,569	2,529
8481100020	PRESSURE REDUCING VALVES HYDRAULIC FLUID POWER TYP	NO	1,400	10,145
	CHINA,PEOPLE'S REP.(MAINLAND)		1,400	10,145
8481100090	PRESSURE-REDUCING VALVES, NESOI	NO	35,779	91,602
	CHINA (TAIWAN)		8,776	17,246
	SPAIN		7,000	6,650
	THAILAND		20,000	48,847
	UNITED KINGDOM OF GT BRITAIN		3	18,859
8481200030	HYDRAULIC VALVES, DIRECTIONAL CONTROL, NESOI	NO	10	16,840
	ISRAEL		10	16,840
8481200050	HYDRAULIC VALVES NESOI	NO	1	2,122
	CANADA		1	2,122
8481200060	PNEUMATIC VALVES,DIRECTIONAL CONTROL,SOLENOID TYPE	NO	5	4,240
	GERMANY		5	4,240
8481301010	CHECK VALVES,COPPER, W PRESSURE RATING UN 850 KPA	NO	33,960	221,425
	CHINA (TAIWAN)		1,000	2,500
	FRANCE		2,870	179,419
	HONG KONG		254	10,801

TABLE - 2 IMPORTS INTO PUERTO RICO FROM FOREIGN COUNTRIES, BY COMMODITY AND COUNTRY OF ORIGIN
FISCAL YEAR 2003

COMM CODE	DESCRIPTION AND COUNTRY	UNIT	QUANTITY	VALUE - $
	ITALY		29,836	28,705
8481302010	CHECK VALVES OF IRON	NO	4	2,246
	FRANCE		4	2,246
8481302090	CHECK VALVES OF STEEL	NO	5,282	15,400
	ITALY		2	4,864
	MEXICO		5,280	10,536
8481309000	CHECK VALVES EXCEPT COPPER, IRON OR STEEL	NO	109,138	306,470
	CHILE		63,255	160,071
	CHINA (TAIWAN)		9,056	15,793
	CHINA,PEOPLE'S REP.(MAINLAND)		22,852	13,933
	FRANCE		920	49,913
	ITALY		12,200	31,130
	UNITED KINGDOM OF GT BRITAIN		855	35,630
8481400000	SAFETY OR RELIEF VALVES	NO	70,781	103,435
	CANADA		3	5,878
	CHINA (TAIWAN)		17,404	30,549
	CHINA,PEOPLE'S REP.(MAINLAND)		48,008	26,043
	ISRAEL		23	7,378
	JAPAN		2	3,600
	KOREA,REP. OF (SOUTH KOREA)		2,289	4,767
	MEXICO		3,000	9,000
	SWEDEN		12	6,690
	UNITED KINGDOM OF GT BRITAIN		40	9,530
8481801020	BATH AND SHOWER FAUCETS OF COPPER, HAND OPERATED	NO	105,975	669,923
	CHINA (TAIWAN)		73,299	291,575
	CHINA,PEOPLE'S REP.(MAINLAND)		28,987	258,607
	ITALY		991	29,142
	SPAIN		2,698	90,599
8481801030	SINK AND LAVATORY FAUCETS OF COPPER, HAND OPERATED	NO	199,238	1,928,627
	ARGENTINA		779	21,763
	CHINA (TAIWAN)		115,720	872,656
	CHINA,PEOPLE'S REP.(MAINLAND)		72,054	685,102
	ITALY		2,964	98,991
	MEXICO		853	57,504
	SPAIN		6,066	171,227
	TURKEY		802	21,384
8481801040	SUPPLY STOPS OF COPPER, HAND OPERATED	NO	96,930	115,770
	BRAZIL		4,600	2,300
	CHINA (TAIWAN)		37,690	40,030
	CHINA,PEOPLE'S REP.(MAINLAND)		48,640	67,258
	SPAIN		6,000	6,182
8481801050	TAPS,COCKS,VALVES,NESOI, COPPER, RATED UN 850 KPA	NO	233,692	458,818
	CHINA (TAIWAN)		197,528	264,662
	CHINA,PEOPLE'S REP.(MAINLAND)		26,836	133,413
	ITALY		9,218	56,540
	SPAIN		110	4,203
8481801060	GATE TYPE VALVES, ETC, COPPER,HD OP,850 KPA & OV	NO	2,840	2,147
	CHINA (TAIWAN)		2,840	2,147
8481801085	BALL TYPE VALVES, ETC, COPPER, HD OP,850 KPA & OV	NO	18,775	22,612
	CHINA (TAIWAN)		4,740	5,727
	COLOMBIA		13,856	10,407
	ITALY		179	6,478
8481801095	TAPS,COCKS,VALVES,NESOI, COPPER,HD OP,850 KPA & OV	NO	28,526	65,927
	CHINA (TAIWAN)		24,236	59,855
	CHINA,PEOPLE'S REP.(MAINLAND)		4,200	2,882
	SPAIN		90	3,190
8481803025	BALL TYPE TAPS, COCKS AND VALVES, IRON, HD OP	NO	2,910	2,802
	ITALY		2,910	2,802
8481803030	BUTTERFLY TYPE TAPS, COCKS AND VALVES, IRON, HD OP	NO	3	12,002
	UNITED KINGDOM OF GT BRITAIN		3	12,002
8481803040	TAPS,COCKS AND VALVES, NESOI, OF IRON, HD OP	NO	13,109	21,387
	CHINA (TAIWAN)		12,024	8,658
	MEXICO		1,000	2,555
	SPAIN		85	10,174
8481803070	BALL TYPE TAPS, COCKS AND VALVES OF STEEL, HD OP	NO	18	12,278
	GERMANY		3	3,042
	UNITED KINGDOM OF GT BRITAIN		15	9,236
8481803075	BUTTERFLY TYPE TAPS, COCKS & VALVES OF STEEL,HD OP	NO	292	29,878

TABLE - 2 IMPORTS INTO PUERTO RICO FROM FOREIGN COUNTRIES, BY COMMODITY AND COUNTRY OF ORIGIN
FISCAL YEAR 2003

COMM CODE	DESCRIPTION AND COUNTRY	UNIT	QUANTITY	VALUE - $
	CHINA (TAIWAN)		250	10,091
	ITALY		17	10,484
	UNITED KINGDOM OF GT BRITAIN		25	9,303
8481803090	TAPS,COCKS AND VALVES, NESOI, OF STEEL, HD OP	NO	166,708	135,974
	CHINA (TAIWAN)		166,210	113,620
	ITALY		1	4,097
	SPAIN		497	18,257
8481805040	PRESSURE SPRAY CAN VALVES	NO	6,410	30,516
	CHINA,PEOPLE'S REP.(MAINLAND)		6,410	30,516
8481805060	BATH, SHOWER, SINK & LAVATORY FAUCETS, NESOI	NO	226,413	1,598,797
	ARGENTINA		25	2,891
	CHINA (TAIWAN)		153,038	1,246,478
	CHINA,PEOPLE'S REP.(MAINLAND)		72,064	265,885
	DENMARK		73	5,346
	ITALY		84	5,404
	MEXICO		78	11,053
	SPAIN		1,051	61,740
8481805090	TAPS,COCKS,VALVES ETC, NESOI, HD OP,EXC CP,IR,STL	NO	533,182	359,648
	CHINA (TAIWAN)		390,060	224,691
	CHINA,PEOPLE'S REP.(MAINLAND)		136,178	116,694
	ITALY		434	4,175
	MEXICO		3,000	9,000
	SPAIN		3,510	5,088
8481809005	SOLENOID VALVES	NO	323	13,995
	JAPAN		323	13,995
8481809010	BALLCOCK MECHANISMS	NO	6,180	18,540
	MEXICO		6,180	18,540
8481809015	REGULATOR VALVES, SELF-OPERATING	NO	55,594	104,061
	CHINA (TAIWAN)		18,804	29,688
	CHINA,PEOPLE'S REP.(MAINLAND)		13,563	27,317
	GERMANY		4	2,326
	JAPAN		510	12,338
	KOREA,REP. OF (SOUTH KOREA)		222	3,043
	SPAIN		21,564	25,224
	VENEZUELA		927	4,125
8481809025	ELECTRICAL OR ELECTRO-HYDRAULIC ACTUATORS, NESOI	NO	10	6,325
	ITALY		9	3,525
	UNITED KINGDOM OF GT BRITAIN		1	2,800
8481809030	OTHER TAPS, COCKS, VALVES, NESOI	NO	1	2,658
	BELGIUM		1	2,658
8481809040	TAPS, COCKS, ETC. W/PNEUMATIC ACTUATORS, NESOI	NO	6	26,673
	ITALY		6	26,673
8481809050	OTHER TAPS, COCKS, VALVES, ETC., NESOI	NO	7,536,717	4,505,991
	CANADA		1	2,331
	CHINA (TAIWAN)		74,820	89,394
	CHINA,PEOPLE'S REP.(MAINLAND)		14,686	62,071
	GERMANY		34	55,564
	ITALY		22	49,846
	JAPAN		6,077	266,652
	KOREA,REP. OF (SOUTH KOREA)		128	9,508
	NETHERLANDS		1	2,122
	SPAIN		8,005	12,605
	SWEDEN		23	29,382
	SWITZERLAND		5	7,880
	UNITED KINGDOM OF GT BRITAIN		7,432,915	3,918,636
8481901000	PARTS OF HAND OPERATED & CHECK APPLIANCE OF COPPER	KG	27,735	157,302
	CHINA (TAIWAN)		15,331	97,547
	CHINA,PEOPLE'S REP.(MAINLAND)		10,180	41,863
	MEXICO		2,224	17,892
8481903000	PARTS OF HD OP & CHECK APPL OF IRON OR STEEL	KG	7,058	46,554
	CHINA (TAIWAN)		3,208	20,344
	CHINA,PEOPLE'S REP.(MAINLAND)		3,677	16,900
	FINLAND		131	2,245
	ITALY		42	7,065
8481905000	PARTS OF HAND OPERATED & CHECK APPLIANCES, NESOI	KG	23,535	134,013
	CHINA (TAIWAN)		19,093	107,532
	CHINA,PEOPLE'S REP.(MAINLAND)		4,060	23,381
	COLOMBIA		382	3,100

TABLE - 2 IMPORTS INTO PUERTO RICO FROM FOREIGN COUNTRIES, BY COMMODITY AND COUNTRY OF ORIGIN
FISCAL YEAR 2003

COMM CODE	DESCRIPTION AND COUNTRY	UNIT	QUANTITY	VALUE - $
8481909020	VALVE BODIES OF VALVES F OLEOHYDLC OR PNEU TRANSMN	KG	13,931	125,060
	BRAZIL		1,174	7,100
	JAPAN		6,532	90,365
	MEXICO		6,225	27,595
8481909040	PARTS, NESOI,OF VALVES F OLEOHYDLC OR PNEU TRANSMN	KG	612	3,397
	SPAIN		612	3,397
8481909060	VALVE BODIES, NESOI	KG	6,532	38,728
	CHINA,PEOPLE'S REP.(MAINLAND)		1,200	4,382
	ITALY		625	5,988
	SPAIN		625	6,032
	TRINIDAD AND TOBAGO		4,082	22,326
8481909080	PARTS, NESOI, OF VALVES, NESOI	KG	1,912	102,589
	CHINA (TAIWAN)		218	2,532
	GERMANY		696	52,196
	ITALY		877	17,910
	JAPAN		70	10,420
	SWEDEN		14	11,667
	UNITED KINGDOM OF GT BRITAIN		37	7,864
8482101080	BALL BEARI W INTEGL SHAFTS HAV AN OUT DIA > 30MM	NO	2	2,913
	GERMANY		2	2,913
8482105024	ANGU CONTACT BEARIN,WHL HUB UNITS,OTH THAN FLANGED	NO	270	5,250
	CHINA,PEOPLE'S REP.(MAINLAND)		270	5,250
8482105028	ANGULAR CONTACT BEARIN,OTHER THAN WHEEL HUB UNITS	NO	5,325	10,289
	CHINA,PEOPLE'S REP.(MAINLAND)		5,325	10,289
8482105048	RADIAL BEARIN,SNGL ROW,HAV OUT DIA OF 30 - 52 MM	NO	656	12,060
	JAPAN		656	12,060
8482105052	RADIAL BEARINGS,SNGL ROW HAV OUT DIA OF 52 - 100MM	NO	9,378	78,800
	CHINA (TAIWAN)		208	2,959
	JAPAN		9,170	75,841
8482105060	DOUBLE ROW BALL BEARINGS,RADIAL	NO	1,818	13,109
	CHINA,PEOPLE'S REP.(MAINLAND)		900	4,246
	KOREA,REP. OF (SOUTH KOREA)		918	8,863
8482105064	RADIAL BALL BEARINGS, NESOI	NO	78,265	227,409
	CHINA (TAIWAN)		4,426	22,115
	CHINA,PEOPLE'S REP.(MAINLAND)		45,100	34,462
	ISRAEL		5,813	26,506
	JAPAN		21,976	133,947
	KOREA,REP. OF (SOUTH KOREA)		950	10,379
8482105068	BALL BEARINGS, NESOI	NO	131,440	657,080
	CHINA (TAIWAN)		41,747	215,104
	CHINA,PEOPLE'S REP.(MAINLAND)		35,630	73,678
	DENMARK		9	4,419
	FRANCE		16	3,359
	JAPAN		46,378	296,915
	KOREA,REP. OF (SOUTH KOREA)		6,860	60,103
	THAILAND		800	3,502
8482200030	TAP ROLL BRG, CUP&CONE ASSM AS SET,WHL HUB,NOT FLD	NO	12,590	49,142
	CHINA,PEOPLE'S REP.(MAINLAND)		5,112	24,565
	JAPAN		7,478	24,577
8482200040	TAP ROLL BRG,CUP&CONE ASS AS SET,CUP DIA NOT>102MM	NO	80,709	171,612
	CHINA (TAIWAN)		1,714	6,447
	CHINA,PEOPLE'S REP.(MAINLAND)		57,983	67,667
	HONG KONG		1,550	28,696
	JAPAN		19,462	68,802
8482200060	TAP ROLL BRG,CUP&CONE ASS AS SET,CUP DIA > 102MM	NO	6,731	24,769
	JAPAN		6,731	24,769
8482200070	TAP ROLL BRG,CONE ASS SEPARA,CUP DIA NOT > 102 MM	NO	6,865	5,888
	CHINA,PEOPLE'S REP.(MAINLAND)		6,865	5,888
8482200080	TAP ROLL BRG,CONE ASS SEPARA,CUP DIAMETER > 102 MM	NO	22,282	30,400
	CHINA,PEOPLE'S REP.(MAINLAND)		18,990	18,305
	JAPAN		3,292	12,095
8482500000	OTHER CYLINDRICAL ROLLER BEARINGS	NO	2,070	14,029
	CHINA,PEOPLE'S REP.(MAINLAND)		2,067	7,230
	GERMANY		3	6,799
8482910010	ALLOY STEEL BALLS FOR BALL BEARINGS	KG	155	2,252
	FRANCE		155	2,252
8482910020	BALLS FOR BALL BEARINGS, EXCEPT ALLOY STEEL	KG	7,123	48,680
	CHINA (TAIWAN)		7,123	48,680

TABLE - 2 IMPORTS INTO PUERTO RICO FROM FOREIGN COUNTRIES, BY COMMODITY AND COUNTRY OF ORIGIN
FISCAL YEAR 2003

COMM CODE	DESCRIPTION AND COUNTRY	UNIT	QUANTITY	VALUE - $
8482910090	ROLLERS,NESOI, FOR ROLLER BEARINGS	KG	11,334	13,052
	CHINA,PEOPLE'S REP.(MAINLAND)		11,284	10,091
	SPAIN		50	2,961
8482990500	INNER AND OUTER RINGS OR RACES FOR BALL BEARINGS	NO	7,800	5,596
	CHINA (TAIWAN)		7,700	2,196
	DOMINICAN REPUBLIC		100	3,400
8482992580	INNER OR OUTER RINGS OR RACES PTS BEARINGS NESOI	NO	2	7,774
	FRANCE		2	7,774
8482993500	PARTS, NESOI, FOR BALL BEARINGS	KG	425	8,700
	FRANCE		129	3,887
	JAPAN		296	4,813
8483101030	CAM/CRANKSHAFT F SPARK IGN ENG F VEHICLES OF CH 87	NO	272	65,885
	JAPAN		272	65,885
8483103010	CAM/CRANKSHAFTS FOR VEHICLES OF CHAPT 87, NESOI	NO	79	14,683
	JAPAN		58	12,366
	KOREA,REP. OF (SOUTH KOREA)		21	2,317
8483105000	TRANSMISSION SHAFTS AND CRANKS, NESOI	KG	3,253	16,446
	ITALY		104	3,895
	KOREA,REP. OF (SOUTH KOREA)		3,149	12,551
8483308090	PLAIN SHAFT BRGNS, WITHOUT HOUSING,EXCEPT SPHERICA	NO	5,772	69,982
	GERMANY		5	47,146
	JAPAN		5,767	22,836
8483403080	SPEED CHANGERS,NESOI, F PULP, PAPER, PAPERBRD MACH	NO	4	462,452
	GERMANY		4	462,452
8483405010	FIXED RATIO SPEED CHANGERS, NESOI	NO	920	3,196
	CHINA (TAIWAN)		920	3,196
8483405050	MULTIPLE AND VARIABLE RATIO SPEED CHANGERS, NESOI	NO	227	76,694
	GERMANY		12	63,429
	HONG KONG		3	5,228
	JAPAN		2	4,366
	KOREA,REP. OF (SOUTH KOREA)		210	3,671
8483409000	GEARS, EXC TRANSMISSION ELEMENTS, ENTERED SEPARATE	X		18,485
	CHINA (TAIWAN)			5,926
	ITALY			2,701
	JAPAN			9,858
8483509040	GROOVED PULLEYS, NESOI	X		93,063
	CHINA (TAIWAN)			10,627
	JAPAN			59,875
	KOREA,REP. OF (SOUTH KOREA)			22,561
8483509080	PULLEY BLOCKS AND PULLEYS, NESOI	X		223,746
	CHINA (TAIWAN)			48,033
	FRANCE			6,039
	GERMANY			27,286
	JAPAN			85,819
	KOREA,REP. OF (SOUTH KOREA)			31,735
	SINGAPORE			24,834
8483604040	CLUTCHES AND UNIVERSAL JOINTS, CLUTCHES	NO	127	21,710
	IRELAND		127	21,710
8483604080	CLUTCHES AND UNIVERSAL JOINTS, UNIVERSAL JOINTS	NO	35,020	74,745
	CHINA (TAIWAN)		21,780	31,239
	CHINA,PEOPLE'S REP.(MAINLAND)		2,700	4,000
	HONG KONG		1,050	5,858
	JAPAN		9,490	33,648
8483608000	SHAFT COUPLINGS, EXCEPT UNIVERSAL JOINTS	X		56,177
	CHINA (TAIWAN)			45,332
	ITALY			4,597
	JAPAN			6,248
8483903000	PARTS OF BRG HOUSINGS AND PLAIN SHAFT BRG, NESOI	X		11,735
	CHINA (TAIWAN)			9,688
	ITALY			2,047
8483908080	PTS CLTCHS,PLY,UNVRSL JTS,ETC;NESOI	X		18,295
	CHINA (TAIWAN)			2,070
	JAPAN			8,134
	KOREA,REP. OF (SOUTH KOREA)			8,091
8484100000	GASKETS,METAL,2 OR MORE LAYERS,OR WITH OTHER MATL	X		436,518
	CHINA (TAIWAN)			264,238
	CHINA,PEOPLE'S REP.(MAINLAND)			57,905
	GERMANY			4,799

TABLE - 2 IMPORTS INTO PUERTO RICO FROM FOREIGN COUNTRIES, BY COMMODITY AND COUNTRY OF ORIGIN
FISCAL YEAR 2003

COMM CODE	DESCRIPTION AND COUNTRY	UNIT	QUANTITY	VALUE - $
	JAPAN			35,450
	KOREA,REP. OF (SOUTH KOREA)			14,822
	PERU			56,586
	UNITED KINGDOM OF GT BRITAIN			2,718
8484200000	MECHANICAL SEALS	NO	2,364	12,133
	AUSTRIA		2	3,429
	BELGIUM		3	4,529
	COLOMBIA		2,350	2,097
	SWEDEN		9	2,078
8484900000	SETS OR ASSORTMENTS OF GASKETS AND SIMILAR JOINTS	NO	62,369	575,658
	AUSTRALIA		230	5,401
	AUSTRIA		6	5,116
	CHINA (TAIWAN)		21,522	207,311
	DENMARK		42	4,111
	GERMANY		2,832	60,203
	ITALY		1	3,916
	JAPAN		10,165	174,979
	PERU		25,198	74,315
	SPAIN		2,348	37,841
	SWITZERLAND		25	2,465
8485100080	SHIPS' PROPELLERS AND BLADES, EXCEPT COPPER	X		14,563
	AUSTRALIA			2,890
	ITALY			8,868
	UNITED KINGDOM OF GT BRITAIN			2,805
8485900040	OIL SEALS,EXC CHAP 40,MACH PARTS W/O ELEC FEATURES	KG	1,375	14,634
	JAPAN		154	2,555
	PERU		1,221	12,079
	ELECTRICAL MACHINERY AND EQUIPMENT AND PARTS THEREOF;SOUND RECORDERS AND REPRODUCERS,TELEVISION IMAGE AND SOUND RECORDERS AND REPRODUCERS, AND PARTS AND ACCESSORIES OF SUCH ARTICLES	TOTAL		432,533,978
8501102000	ELECTRIC MOTORS <18.65W, SYNCRONOUS, VALUED N/O$4	NO	1,200	2,693
	CHINA,PEOPLE'S REP.(MAINLAND)		1,200	2,693
8501104020	ELECTRIC MOTORS <18.65W, AC, NESOI	NO	214	17,327
	ITALY		189	14,908
	SWITZERLAND		25	2,419
8501104040	ELECTRIC MOTORS <18.65W, DC, BRUSHLESS, NESOI	NO	200	5,950
	THAILAND		200	5,950
8501104060	ELECTRIC MOTORS <18.65 W, DC, O/T BSHLS, NESOI	NO	1,120,194	2,679,433
	CHINA (TAIWAN)		4,684	54,533
	CHINA,PEOPLE'S REP.(MAINLAND)		1,066,354	746,898
	GERMANY		45,860	1,816,260
	HONG KONG		11	4,081
	JAPAN		51	6,898
	KOREA,REP. OF (SOUTH KOREA)		834	22,203
	THAILAND		2,400	28,560
8501104080	ELECTRIC MOTORS UNDER 18.65 W, NESOI	NO	180,000	108,000
	CHINA,PEOPLE'S REP.(MAINLAND)		180,000	108,000
8501106020	ELEC MOTORS 18.65-37.5W AC	NO	617	36,208
	CHINA,PEOPLE'S REP.(MAINLAND)		610	32,167
	IRELAND		7	4,041
8501106060	ELEC MOTORS 18.65-37.5W DC, O/T BRUSHLESS	NO	490,291	484,015
	CHINA,PEOPLE'S REP.(MAINLAND)		490,000	466,900
	JAPAN		179	7,532
	KOREA,REP. OF (SOUTH KOREA)		96	4,403
	PERU		16	5,180
8501106080	ELEC MOTORS 18.65-37.5W, NESOI	NO	100	3,600
	ARGENTINA		100	3,600
8501204000	UNIVERSAL AC/DC ELEC MOTORS >74.6W BUT < 735 W	NO	300	4,910
	CHINA (TAIWAN)		300	4,910
8501312000	DC MOTORS >37.5W BUT =< 74.6 W	NO	405	17,261
	JAPAN		335	14,761
	THAILAND		70	2,500
8501314000	DC MOTORS >74.6 W BUT =< 735 W	NO	98	18,065

TABLE - 2 IMPORTS INTO PUERTO RICO FROM FOREIGN COUNTRIES, BY COMMODITY AND COUNTRY OF ORIGIN
FISCAL YEAR 2003

COMM CODE	DESCRIPTION AND COUNTRY	UNIT	QUANTITY	VALUE - $
	ITALY		98	18,065
8501316000	DC MOTORS => 746 W BUT =< 750 W	NO	28	8,997
	HONG KONG		8	4,828
	SPAIN		20	4,169
8501318000	DC GENERATORS, NOT EXCEEDING 750 W	NO	1	6,500
	JAPAN		1	6,500
8501322000	DC MOTORS > 750 W BUT =< 14.92 KW	NO	300	14,967
	CHINA (TAIWAN)		300	14,967
8501325540	DC MOTORS >14.92 KW BUT =< 75 KW,NESOI	NO	2	10,000
	BRAZIL		1	5,000
	JAPAN		1	5,000
8501334060	DC MOTORS > 373 KW AND =< 375 KW	NO	2	6,760
	UNITED KINGDOM OF GT BRITAIN		2	6,760
8501346000	DC GENERATORS > 375 KW OUTPUT	NO	60	35,412
	BRAZIL		1	16,247
	CHINA,PEOPLE'S REP.(MAINLAND)		59	19,165
8501402040	AC MOTOR, SINGLE-PHASE >37.5 W BUT =<74.6 W, NESOI	NO	12,750	231,817
	CHINA (TAIWAN)		12,369	214,505
	ITALY		6	8,325
	KOREA,REP. OF (SOUTH KOREA)		155	3,369
	MALAYSIA		220	5,618
8501404020	GEAR MOTOR, AC, SINGLE-PHASE,>74.6 W BUT =<735 W	NO	9	2,153
	ARGENTINA		9	2,153
8501404040	AC MOTOR, SINGLE-PHASE >74.6 W BUT =<735 W, NESOI	NO	80	2,427
	CHINA (TAIWAN)		80	2,427
8501406040	AC MOTOR, SINGLE-PHASE >735 W NESOI	NO	1	3,150
	GERMANY		1	3,150
8501516040	AC MOTOR, MULTI-PHASE, <746W BUT =<750 W NESOI	NO	6	17,050
	CANADA		2	3,530
	GERMANY		1	6,634
	UNITED KINGDOM OF GT BRITAIN		3	6,886
8501524000	AC MOTORS MLT-PHS > 750W BUT =< 14.92 KW	NO	3	26,729
	BELGIUM		2	9,229
	JAPAN		1	17,500
8501528040	AC MOTORS MLT-PHS >14.92KW BUT =< 75KW, NESOI	NO	13	37,783
	GERMANY		1	10,857
	UNITED KINGDOM OF GT BRITAIN		12	26,926
8501538060	AC MOTORS,MULTI-PHASE, > 373 KW	NO	46	557,183
	BRAZIL		3	63,240
	FINLAND		1	137,548
	FRANCE		21	316,695
	GERMANY		6	19,775
	SWEDEN		9	14,981
	SWITZERLAND		6	4,944
8501610000	AC GENERATORS (ALTERNATORS) <=75 KVA OUTPUT	NO	1	4,051
	UNITED KINGDOM OF GT BRITAIN		1	4,051
8501640020	AC GENERATORS (ALTRS) >750 KVA BUT =< 10000 KVA	NO	1	6,583
	CANADA		1	6,583
8501640050	AC GENERATORS (ALTERNATORS) > 40000 KVA	NO	1	36,093
	GERMANY		1	36,093
8502110000	GENERATING SETS, ELC, DIESEL, =< 75KVA OUTPUT	NO	356	2,420,464
	ARGENTINA		18	52,155
	BRAZIL		2	5,900
	CANADA		1	8,355
	CHINA,PEOPLE'S REP.(MAINLAND)		17	15,471
	FRANCE		12	65,716
	SPAIN		34	304,841
	UNITED KINGDOM OF GT BRITAIN		272	1,968,026
8502120000	GENERATING SETS, ELC, DIESEL, > 75KVA BUT =<375KVA	NO	453	1,960,903
	CHINA,PEOPLE'S REP.(MAINLAND)		316	502,163
	FRANCE		7	99,226
	MEXICO		16	22,130
	SPAIN		43	407,397
	UNITED KINGDOM OF GT BRITAIN		71	929,987
8502130020	GENERATING SETS, ELC, DIESEL,>375KVA BUT =<1000KVA	NO	4	93,090
	FRANCE		3	60,689
	UNITED KINGDOM OF GT BRITAIN		1	32,401
8502200060	GENERATING SETS, ELC, GASOLINE, =>1.5 KW BUT =<5KW	NO	246	93,639

TABLE - 2 IMPORTS INTO PUERTO RICO FROM FOREIGN COUNTRIES, BY COMMODITY AND COUNTRY OF ORIGIN
FISCAL YEAR 2003

COMM CODE	DESCRIPTION AND COUNTRY	UNIT	QUANTITY	VALUE - $
	CHINA,PEOPLE'S REP.(MAINLAND)		236	88,989
	JAPAN		10	4,650
8502200080	GENERATING SETS, ELC, GASOLINE, > 5 KW	NO	1	6,084
	FRANCE		1	6,084
8503006500	STATORS AND ROTORS FOR MTRS OF HEADING 8501, NESOI	X		4,330
	BRAZIL			4,330
8503009520	PARTS OF MTRS O/T STATORS AND ROTORS UN18.65W,8501	X		9,639
	ARGENTINA			2,637
	SWEDEN			7,002
8503009545	PARTS OF GENERATORS OTHER THAN COMMUTATORS	X		59,742
	ARGENTINA			5,005
	FRANCE			34,762
	ITALY			3,045
	NETHERLANDS			2,800
	UNITED KINGDOM OF GT BRITAIN			14,130
8503009560	OTHER PARTS FOR MACHINES IN 8501 AND 8502	X		2,327
	CHINA,PEOPLE'S REP.(MAINLAND)			2,327
8504100000	BALLASTS FOR DISCHARGE LAMPS OR TUBES	NO	52,974	250,170
	CHINA,PEOPLE'S REP.(MAINLAND)		18,756	122,565
	ITALY		70	4,497
	MEXICO		34,148	123,108
8504210020	LIQUID DIELECTRIC TRANSFORMER =< 50 KVA	NO	1,017	1,075,376
	CANADA		944	1,008,445
	MEXICO		73	66,931
8504210040	LIQUID DIELECTRIC TRANSFORMER >50KVA BUT =<100KVA	NO	501	736,934
	CANADA		459	679,120
	MEXICO		42	57,814
8504210060	LIQUID DIELECTRIC TRANSFORMER >100KVA BUT =<500KVA	NO	120	127,104
	CANADA		50	116,416
	INDIA		70	10,688
8504220040	LIQUID DLCTC TRANSFORMERS >650KVA BUT =<2500 KVA	NO	4	4,375
	BELGIUM		4	4,375
8504230040	LIQUID DLCTC TRANSFORMER >10000 BUT =<100000 KVA	NO	2	1,209,603
	BELGIUM		2	1,209,603
8504230080	LIQUID DLCTC TRANSFORMER > 100,000 KVA	NO	1	1,274,849
	BELGIUM		1	1,274,849
8504312000	TRANSFORMERS, NESOI, UNRATED	NO	17,448	335,728
	CANADA		226	4,239
	CHINA,PEOPLE'S REP.(MAINLAND)		12,360	13,124
	DOMINICAN REPUBLIC		4,862	318,365
8504314035	TRANSFORMERS, NESOI, LESS THAN 40 VA	NO	1,492,008	11,265,575
	CHINA (TAIWAN)		3	4,701
	CHINA,PEOPLE'S REP.(MAINLAND)		18,400	21,896
	DOMINICAN REPUBLIC		741,896	10,863,573
	HONG KONG		731,309	372,963
	THAILAND		400	2,442
8504314065	TRANSFORMERS, NESOI, => 40 VA BUT < 1 KVA	NO	554,148	614,581
	CHINA (TAIWAN)		33,000	10,845
	CHINA,PEOPLE'S REP.(MAINLAND)		498,377	569,342
	HONG KONG		22,621	26,580
	SWITZERLAND		150	7,814
8504316000	TRANSFORMERS, NESOI, RATED AT 1 KVA	NO	2	2,835
	AUSTRIA		2	2,835
8504320000	TRANSFORMERS, NESOI,> 1 KVA BUT =< 16 KVA	NO	2,716	1,011,135
	CHINA,PEOPLE'S REP.(MAINLAND)		1,320	3,098
	DOMINICAN REPUBLIC		1,396	1,008,037
8504330020	TRANSFORMERS, NESOI, > 16 KVA BUT =< 50 KVA	NO	546	416,377
	MEXICO		546	416,377
8504330040	TRANSFORMERS, NESOI, > 50 KVA BUT =< 500 KVA	NO	1,144	972,480
	CANADA		1	7,292
	KOREA,REP. OF (SOUTH KOREA)		1	5,100
	MEXICO		246	338,175
	SPAIN		100	289,444
	UNITED KINGDOM OF GT BRITAIN		8	5,705
	VENEZUELA		788	326,764
8504340000	TRANSFORMERS, NESOI, > 500 KVA	NO	10	251,460
	COLOMBIA		1	94,950
	PORTUGAL		9	156,510

TABLE - 2 IMPORTS INTO PUERTO RICO FROM FOREIGN COUNTRIES, BY COMMODITY AND COUNTRY OF ORIGIN
FISCAL YEAR 2003

COMM CODE	DESCRIPTION AND COUNTRY	UNIT	QUANTITY	VALUE - $
8504406001	POWR SUPPLS FR INC INTO ADP MACH. OR UNITS, < 50W	NO	13,321	232,290
	CHINA,PEOPLE'S REP.(MAINLAND)		13,320	228,790
	IRELAND		1	3,500
8504406007	POWR SUPPLS FR INC INTO ADP MACH/UNITS, 50W - 150W	NO	36,868	2,025,714
	CANADA		1	2,225
	CHINA (TAIWAN)		1,918	69,578
	CHINA,PEOPLE'S REP.(MAINLAND)		34,849	1,948,711
	HONG KONG		100	5,200
8504406012	POWER SUPPLS FR INC INTO ADP MACH/UNITS, 150-500W	NO	7,088	480,856
	CHINA (TAIWAN)		7	2,800
	CHINA,PEOPLE'S REP.(MAINLAND)		4,225	355,356
	THAILAND		2,856	122,700
8504406018	POWR SUPPLS FR INC INTO ADP MACH/UNITS,EXCEED 500W	NO	4,380	280,015
	DOMINICAN REPUBLIC		4,380	280,015
8504407001	POWER SUPPLIES FOR ADP MACHINES, POWER OUTPUT <50W	NO	238	18,762
	CHINA,PEOPLE'S REP.(MAINLAND)		38	5,662
	DOMINICAN REPUBLIC		200	13,100
8504407012	POWER SUPPLIES FOR ADP MACHINES,OUTPUT 150 - 500W	NO	2,426	228,679
	CHINA,PEOPLE'S REP.(MAINLAND)		2,426	228,679
8504407018	POWER SUPPLIES FOR ADP MACHINES, POWER EXCEED 500W	NO	1,002	17,306
	CANADA		1	4,306
	CHINA (TAIWAN)		1,000	5,000
	IRELAND		1	8,000
8504408500	STATIC CONVERTERS FOR TELECOMMUNICATION APPARATUS	NO	937,849	754,177
	CANADA		1	2,750
	CHINA (TAIWAN)		464	43,930
	CHINA,PEOPLE'S REP.(MAINLAND)		937,371	694,800
	FINLAND		8	4,274
	GERMANY		5	8,423
8504409510	POWER SUPPLIES (RECTIFIER) POWER OUTPUT < 50 W	NO	1	8,162
	CHINA,PEOPLE'S REP.(MAINLAND)		1	8,162
8504409520	POWER SUPPLIES (RECTIFIER) OUTPUT >50 W BUT <150 W	NO	15	10,305
	SINGAPORE		15	10,305
8504409530	POWER SUPPLIES(RECTIFIER) OUTPUT >150 W BUT < 500W	NO	1,900	193,846
	CHINA,PEOPLE'S REP.(MAINLAND)		1,900	193,846
8504409540	POWER SUPPLIES (RECTIFIER TYPE) > 500 W	NO	1,565	99,486
	CANADA		25	17,250
	CHINA,PEOPLE'S REP.(MAINLAND)		1,530	34,400
	FINLAND		1	10,241
	GERMANY		3	34,297
	UNITED KINGDOM OF GT BRITAIN		6	3,298
8504409550	RECTIFIERS OTHER THAN POWER SUPPLIES	X		55,295
	CHINA,PEOPLE'S REP.(MAINLAND)			49,585
	GERMANY			5,710
8504409570	INVERTERS (STATIC CONVERTERS)	NO	6	3,505
	FINLAND		6	3,505
8504409580	STATIC CONVERTERS, NESOI	X		953,901
	BRAZIL			7,487
	CANADA			2,605
	THAILAND			936,602
	UNITED KINGDOM OF GT BRITAIN			7,207
8504508000	OTHER INDUCTORS, NESOI	NO	5,414	18,433
	DOMINICAN REPUBLIC		2	16,000
	MEXICO		5,412	2,433
8504909540	TRANSFORMER PARTS	X		677,663
	AUSTRIA			6,892
	DOMINICAN REPUBLIC			327,422
	KOREA,REP. OF (SOUTH KOREA)			26,780
	MEXICO			316,569
8504909590	PARTS, NESOI, OF INDUCTORS	X		329,991
	DOMINICAN REPUBLIC			316,176
	FRANCE			13,815
8505110000	PERMANENT MAGNETS MADE OF METAL	NO	136,851	42,689
	CHINA,PEOPLE'S REP.(MAINLAND)		136,824	39,077
	SWITZERLAND		27	3,612
8505200000	ELECTROMAGNETIC COUPLINGS, CLUTCHES AND BRAKES	X		5,729
	JAPAN			5,729
8505904000	ELECTROMAGNETIC WORK HOLDERS AND PARTS THEREOF	X		8,297

TABLE - 2 IMPORTS INTO PUERTO RICO FROM FOREIGN COUNTRIES, BY COMMODITY AND COUNTRY OF ORIGIN
FISCAL YEAR 2003

COMM CODE	DESCRIPTION AND COUNTRY	UNIT	QUANTITY	VALUE - $
	NETHERLANDS			8,297
8505908000	ELECTROMAGNETIC ARTICLES, NESOI, AND PARTS, NESOI	X		109,412
	GERMANY			6,412
	UNITED KINGDOM OF GT BRITAIN			103,000
8506100000	PRIMARY BATTERIES, MANGANESE DIOXIDE	NO	1,101,952	189,632
	CHINA,PEOPLE'S REP.(MAINLAND)		28,800	9,816
	INDONESIA		597,952	136,409
	SINGAPORE		475,200	43,407
8506500000	PRIMARY BATTERIES, LITHIUM	NO	1,240	6,200
	JAPAN		1,240	6,200
8506800000	PRIMARY BATTERIES, NESOI	NO	1,866,781	277,783
	CANADA		25	6,875
	CHINA (TAIWAN)		72	3,209
	CHINA,PEOPLE'S REP.(MAINLAND)		1,513,072	74,499
	HONG KONG		99,000	16,198
	INDONESIA		248,832	43,366
	JAPAN		230	7,138
	SINGAPORE		5,550	126,498
8507100030	BATTERIES, LEAD-ACID, PISTON ENGINE, 12V, =< 6 KG	NO	882	20,937
	MEXICO		882	20,937
8507100060	BATTERIES, LEAD-ACID, PISTON ENGINE, 12V, > 6 KG	NO	296,388	4,712,319
	BRAZIL		129,331	1,926,346
	CHINA,PEOPLE'S REP.(MAINLAND)		900	14,670
	COLOMBIA		116,050	1,515,615
	KOREA,REP. OF (SOUTH KOREA)		8,729	186,135
	MEXICO		30,234	869,898
	TRINIDAD AND TOBAGO		11,144	199,655
8507100090	BATTERIES, LEAD-ACID, PISTON ENGINE, O/T 12 V	NO	9,828	131,403
	BRAZIL		7,910	99,003
	KOREA,REP. OF (SOUTH KOREA)		1,918	32,400
8507204000	LEAD ACID STORGE BATT,AS SORCE OF POWR FOR 8703.90	NO	515	16,716
	MEXICO		515	16,716
8507208030	LEAD ACID STORAGE BATTERIES, 6 VOLT, NESOI	NO	19,400	46,176
	CHINA,PEOPLE'S REP.(MAINLAND)		19,400	46,176
8507208090	LEAD ACID STORAGE BATTERIES,NESOI	NO	820	97,540
	SLOVENIA		820	97,540
8507308090	NICKEL-CADMIUM BATTERIES NESOI	NO	280	9,435
	KOREA,REP. OF (SOUTH KOREA)		200	2,280
	SWITZERLAND		80	7,155
8507804000	OTHER STORAGE BATTERIES AS ELEC POWER FOR 8703.90	NO	1,428	48,182
	JAPAN		1,428	48,182
8507808000	OTHER STORAGE BATTERIES, NESOI	NO	19,278	116,075
	BRAZIL		4,076	66,533
	FRANCE		15,052	45,792
	JAPAN		150	3,750
8509100020	ELECTRIC DOMESTIC VACUUM CLEANERS, PORTABLE, HAND	NO	770	5,851
	CHINA (TAIWAN)		770	5,851
8509100030	ELECTRIC DOMESTIC VACUUM CLEANERS, CANISTER/TANK	NO	3,235	292,805
	CANADA		25	5,500
	CHINA,PEOPLE'S REP.(MAINLAND)		1,200	33,160
	MEXICO		600	205,500
	VENEZUELA		1,410	48,645
8509100050	ELECTRIC DOMESTIC VACUUM CLEANERS, NESOI	NO	15,144	45,208
	CHINA,PEOPLE'S REP.(MAINLAND)		4,344	11,512
	INDONESIA		10,800	33,696
8509100080	ELECTRIC DOMESTIC VACUUM CLEANERS, WGT>5KG, NESOI	NO	1,930	612,291
	ITALY		243	63,645
	MEXICO		1,540	532,800
	SPAIN		147	15,846
8509400015	FOOD BLENDERS,DOMESTIC	NO	46,374	477,169
	CHINA,PEOPLE'S REP.(MAINLAND)		29,832	230,043
	COLOMBIA		702	10,881
	MEXICO		15,840	236,245
8509400025	ELECTRIC DOMESTIC FOOD MIXERS,EXCEPT BLENDERS	NO	14,787	125,047
	CHINA,PEOPLE'S REP.(MAINLAND)		14,278	113,737
	HONG KONG		498	2,225
	ITALY		10	6,933
	NETHERLANDS		1	2,152

TABLE - 2 IMPORTS INTO PUERTO RICO FROM FOREIGN COUNTRIES, BY COMMODITY AND COUNTRY OF ORIGIN
FISCAL YEAR 2003

COMM CODE	DESCRIPTION AND COUNTRY	UNIT	QUANTITY	VALUE - $
8509400030	ELECTRIC DOMESTIC JUICE EXTRACTORS	NO	1,852	10,944
	CHINA,PEOPLE'S REP.(MAINLAND)		1,600	7,872
	MEXICO		252	3,072
8509400040	ELECTRIC DOMESTIC FOOD GRINDERS AND PROCESSORS	NO	22,306	134,738
	CHINA,PEOPLE'S REP.(MAINLAND)		16,708	87,568
	COSTA RICA		1	3,495
	HONG KONG		1,500	6,375
	ITALY		4,017	28,718
	SPAIN		80	8,582
8509800040	ELECTRIC DOMESTIC CAN OPENERS INCL COMBINATION UNI	NO	29,980	133,855
	CHINA,PEOPLE'S REP.(MAINLAND)		28,780	129,463
	HONG KONG		1,200	4,392
8509800045	ELECTRIC TOOTHBRUSHES	NO	19,642	23,833
	CHINA,PEOPLE'S REP.(MAINLAND)		9,712	9,216
	GERMANY		9,930	14,617
8509800095	OTHER ELECTROMECHANICAL DOMESTIC APPLIANCES	NO	16,342	98,118
	BRAZIL		22	5,549
	CHINA,PEOPLE'S REP.(MAINLAND)		10,066	76,570
	MEXICO		6,226	11,049
	SPAIN		28	4,950
8509900530	HOUSINGS OF WET/DRY VACUUN CLEANERS	X		11,942
	ITALY			11,942
8509900560	HOUSINGS OF DOMESTIC VACUUM CLEANERS, NESOI	X		3,555
	ITALY			3,555
8509901530	PARTS OTHER THAN HOUSINGS OF WET/DRY VACUUM CLEAN	X		10,745
	MEXICO			10,745
8509904500	HOUSINGS FOR ELECTRIC DOMESTIC APPLIANCES (PARTS)	X		5,713
	MEXICO			5,713
8509905500	ELECTRIC DOMESTIC APPLIANCE PARTS, NESOI	X		29,584
	MEXICO			29,584
8510100000	ELECTRIC SHAVERS	NO	2,722	14,748
	CHINA,PEOPLE'S REP.(MAINLAND)		2,722	14,748
8510200000	ELECTRIC HAIR CLIPPERS	NO	49,544	75,658
	CHINA,PEOPLE'S REP.(MAINLAND)		49,460	73,320
	GERMANY		84	2,338
8511100000	INTERNAL COMBUSTION ENGINE SPARK PLUGS	HUN	23,270	2,078,170
	CHINA,PEOPLE'S REP.(MAINLAND)		720	21,000
	FRANCE		3,736	245,248
	GERMANY		24	3,948
	JAPAN		18,783	1,797,678
	KOREA,REP. OF (SOUTH KOREA)		7	10,296
8511300040	INTERNAL COMBUSTION ENGINE DISTRIBUTORS	NO	36,053	70,225
	CHINA (TAIWAN)		23,358	48,298
	JAPAN		12,695	21,927
8511300080	INTERNAL COMBUSTION ENGINE IGNITION COILS	NO	12,495	174,790
	CHINA (TAIWAN)		5,298	38,918
	CHINA,PEOPLE'S REP.(MAINLAND)		3,420	7,454
	JAPAN		2,183	47,632
	KOREA,REP. OF (SOUTH KOREA)		1,594	80,786
8511400000	INTERNAL COMBUSTION ENGINE STARTER MOTORS	NO	1,053	44,140
	CANADA		50	8,250
	INDIA		600	9,093
	KOREA,REP. OF (SOUTH KOREA)		403	26,797
8511500000	INTERNAL COMBUSTION ENGINE GENERATORS,NESOI	NO	752	119,680
	JAPAN		225	43,073
	KOREA,REP. OF (SOUTH KOREA)		399	55,686
	SPAIN		128	20,921
8511802000	INTERNAL COMBUSTION ENGINE VOLTAGE REG,6, 12, 24 V	NO	2,245	18,771
	JAPAN		2,245	18,771
8511804000	INTERNAL COMBUSTION ENGINE VOLTAGE REG,	NO	238	42,283
	CHINA (TAIWAN)		210	5,812
	SPAIN		28	36,471
8511806000	OTHER INTERNAL COMBUSTION ENGINE IGNITION EQUIPMNT	X		21,088
	CHINA (TAIWAN)			11,688
	KOREA,REP. OF (SOUTH KOREA)			9,400
8511902000	PARTS FOR INTERNAL COMBUSTION ENGINE VOLTAGE REGUL	X		7,568
	CHINA (TAIWAN)			7,568
8511904000	PARTS FOR INTERNAL COMBUSTION ENGINE VLG RGL > 24V	X		4,939

TABLE - 2 IMPORTS INTO PUERTO RICO FROM FOREIGN COUNTRIES, BY COMMODITY AND COUNTRY OF ORIGIN
FISCAL YEAR 2003

COMM CODE	DESCRIPTION AND COUNTRY	UNIT	QUANTITY	VALUE - $
	BRAZIL			2,460
	JAPAN			2,479
8511906040	OTHER PARTS FOR INTERNAL COMBUSTION ENGINE IGNITIO	X		7,204,342
	CHINA (TAIWAN)			89,529
	DOMINICAN REPUBLIC			6,823,379
	HONG KONG			28,856
	INDIA			3,815
	JAPAN			254,715
	KOREA,REP. OF (SOUTH KOREA)			4,048
8512202040	LIGHTG.EQUIP. 8701.20,8702,8703,8704,8705 OR 8711	X		1,549,452
	CHINA (TAIWAN)			766,843
	CHINA,PEOPLE'S REP.(MAINLAND)			39,388
	FRANCE			48,973
	JAPAN			481,031
	KOREA,REP. OF (SOUTH KOREA)			213,217
8512204040	VIS SIG. EQUIP. 8701.20,8702,8703,8704,8705,OR8711	X		670,736
	CHINA (TAIWAN)			361,627
	CHINA,PEOPLE'S REP.(MAINLAND)			13,046
	GERMANY			5,183
	JAPAN			219,711
	KOREA,REP. OF (SOUTH KOREA)			71,169
8512204080	VISUAL SIGNALING EQUIPMENT FOR VEHICLES, NESOI	X		121,806
	GERMANY			2,127
	SPAIN			119,679
8512300020	MOTOR VEHICLE HORNS	X		84,963
	CHINA (TAIWAN)			76,358
	CHINA,PEOPLE'S REP.(MAINLAND)			4,500
	JAPAN			4,105
8512300040	MOTOR VEHICLE SOUND SIGNALING EQUIP EXCEPT HORNS	X		7,755
	CHINA (TAIWAN)			7,755
8512404000	MOTOR VEHICLE WINDSHIELD WIPERS	X		45,028
	CHINA,PEOPLE'S REP.(MAINLAND)			45,028
8512906000	MOTOR VEHICLE LIGHTING EQUIPMENT PARTS	X		12,056
	JAPAN			3,289
	MEXICO			8,767
8512909000	PARTS OF WINDSHIELD WIPERS	X		23,791
	CHINA,PEOPLE'S REP.(MAINLAND)			23,791
8513102000	FLASHLIGHTS	NO	160,308	98,488
	CHINA,PEOPLE'S REP.(MAINLAND)		126,708	60,520
	HONG KONG		33,600	37,968
8513104000	PORTABLE ELECTRIC LAMPS (EXCEPT FLASHLIGHTS)	NO	117,982	94,761
	CHINA,PEOPLE'S REP.(MAINLAND)		101,526	88,733
	HONG KONG		16,456	6,028
8513904000	PARTS FOR PORTABLE ELEC LAMPS, (EXCEPT FLASHLIGHT)	X		3,617
	CHINA,PEOPLE'S REP.(MAINLAND)			3,617
8514100000	INDUSTRIAL, LABORATORY FURNACES, OVENS, RESISTANCE	NO	8	83,670
	COLOMBIA		3	31,860
	ITALY		5	51,810
8514306000	OTH FURNACES/OVEN;RAPID HEATING SEMICOUDUCTR WAFER	NO	113	90,515
	SPAIN		113	90,515
8514308000	INDUSTRIAL OR LABORATORY FURNACES AND OVENS, NESOI	NO	2	2,813
	GERMANY		2	2,813
8514908000	PARTS INDUSTRIAL/LAB FURNACES OR OVENS; NESOI	X		197,943
	COLOMBIA			13,816
	ITALY			10,373
	MEXICO			91,630
	SPAIN			82,124
8515390020	ELECTRIC WELDERS, ARC, AC TRANSFORMER TYPE,NON-ROT	NO	232	6,441
	MEXICO		232	6,441
8515390040	ELECTRIC WELDERS, ARC, NESOI, NON-ROTATING	NO	627	62,320
	MEXICO		627	62,320
8515800080	ELEC WELDING MACHINES,NESOI; METAL SPRAYING EQ	NO	21	12,167,988
	CANADA		7	5,181,112
	GERMANY		5	868,120
	SWEDEN		2	4,205
	SWITZERLAND		7	6,114,551
8515903000	PARTS OF WELDING MACHINES AND APPARATUS, NESOI	X		185,934
	BRAZIL			2,420

TABLE - 2 IMPORTS INTO PUERTO RICO FROM FOREIGN COUNTRIES, BY COMMODITY AND COUNTRY OF ORIGIN
FISCAL YEAR 2003

COMM CODE	DESCRIPTION AND COUNTRY	UNIT	QUANTITY	VALUE - $
	CANADA			4,634
	DOMINICAN REPUBLIC			12,080
	GERMANY			166,800
8515904000	PARTS OF BRAZING AND SOLDERING EQUIP	X		11,329
	GERMANY			9,026
	MEXICO			2,303
8516100040	ELECTRIC STORAGE WATER HEATERS	NO	1,043	64,999
	SPAIN		62	3,420
	UNITED KINGDOM OF GT BRITAIN		981	61,579
8516100080	ELECTRIC WATER HEATERS, NESOI, AND IMMERSION HEATE	NO	4,568	187,819
	CHINA (TAIWAN)		1,428	80,604
	CHINA,PEOPLE'S REP.(MAINLAND)		20	3,855
	SPAIN		100	4,996
	UNITED KINGDOM OF GT BRITAIN		3,020	98,364
8516310000	ELECTRIC HAIR DRYERS	NO	47,952	663,931
	BRAZIL		564	9,538
	CHINA,PEOPLE'S REP.(MAINLAND)		9,544	77,822
	COSTA RICA		1,400	23,800
	GERMANY		73	2,250
	ITALY		36,371	550,521
8516320040	ELECTROTHERMIC HAIRDRESSING APPARATUS, NESOI	X		39,879
	BRAZIL			7,786
	CHINA,PEOPLE'S REP.(MAINLAND)			18,582
	ITALY			5,539
	SPAIN			7,972
8516404000	ELECTRIC FLATIRONS, NESOI	NO	118,806	808,999
	CHINA,PEOPLE'S REP.(MAINLAND)		65,238	371,702
	COLOMBIA		2,160	15,120
	HONG KONG		2,400	8,004
	MEXICO		48,414	411,850
	VENEZUELA		594	2,323
8516500030	MICROWAVE OVENS HAVING CAPACITY <=22.5 LITERS	NO	16,505	560,941
	CHINA,PEOPLE'S REP.(MAINLAND)		15,423	535,724
	KOREA,REP. OF (SOUTH KOREA)		1,070	22,500
	SPAIN		12	2,717
8516500060	MICROWAVE OVENS HAVING CAPACITY >22.5L <=31.0L	NO	21,627	1,057,292
	CHINA,PEOPLE'S REP.(MAINLAND)		17,796	806,700
	JAPAN		180	38,506
	KOREA,REP. OF (SOUTH KOREA)		3,651	212,086
8516500090	MICROWAVE OVENS HAVING CAPACITY >31.0 LITERS	NO	13,655	881,014
	CHINA,PEOPLE'S REP.(MAINLAND)		13,060	776,672
	JAPAN		270	61,445
	KOREA,REP. OF (SOUTH KOREA)		325	42,897
8516604060	ELECTRIC COOKING STOVES AND MICROWAVE OVEN COMBINA	NO	520	114,000
	JAPAN		520	114,000
8516604070	ELEC COOK STOVES,RANG & OV,PORT,EXC MICROWAVE COMB	NO	27,155	233,957
	CHINA,PEOPLE'S REP.(MAINLAND)		26,780	227,338
	INDIA		375	6,619
8516604080	ELECTRIC COOKING STOVES, RANGES & OVENS, NESOI	NO	15,825	889,037
	BRAZIL		366	70,012
	CHINA,PEOPLE'S REP.(MAINLAND)		5,788	71,438
	COLOMBIA		1,068	16,095
	COSTA RICA		2,765	372,360
	HONG KONG		790	10,365
	ITALY		85	16,419
	MEXICO		4,298	287,434
	SPAIN		13	4,096
	TURKEY		460	33,580
	VENEZUELA		192	7,238
8516606000	COOKING APPARATUS, ELECTRIC; GRILLERS,ROASTERS,ETC	NO	10,303	271,392
	BRAZIL		969	164,215
	CHINA,PEOPLE'S REP.(MAINLAND)		9,334	107,177
8516710020	AUTOMATIC DRIP & PUMP TYPE ELECTRIC COFFEE MAKERS	NO	9,076	135,008
	CHINA,PEOPLE'S REP.(MAINLAND)		7,305	51,753
	ITALY		46	33,134
	MEXICO		1,680	24,108
	SPAIN		45	26,013
8516710040	PERCOLATOR TYPE COFFEE MAKERS,DOMESTIC	NO	28,681	195,549

TABLE - 2 IMPORTS INTO PUERTO RICO FROM FOREIGN COUNTRIES, BY COMMODITY AND COUNTRY OF ORIGIN
FISCAL YEAR 2003

COMM CODE	DESCRIPTION AND COUNTRY	UNIT	QUANTITY	VALUE - $
	CHINA,PEOPLE'S REP.(MAINLAND)		21,476	142,424
	HONG KONG		4,336	20,943
	MEXICO		2,581	29,158
	VENEZUELA		288	3,024
8516710060	ELECTRIC COFFEE MAKERS,NESOI, DOMESTIC	NO	36,092	188,363
	CHINA,PEOPLE'S REP.(MAINLAND)		36,030	161,310
	SPAIN		61	22,687
	SWEDEN		1	4,366
8516720000	ELECTRIC TOASTERS	NO	30,586	200,957
	CHINA,PEOPLE'S REP.(MAINLAND)		23,574	141,027
	HONG KONG		3,204	15,091
	JAPAN		1,888	31,170
	MEXICO		1,920	13,669
8516790000	OTHER ELECTROTHERMIC APPLIANCES, DOMESTIC	NO	66,027	519,448
	BRAZIL		6,289	51,291
	CHINA,PEOPLE'S REP.(MAINLAND)		54,572	379,172
	COLOMBIA		1	3,336
	INDIA		3,460	54,189
	MEXICO		1,680	23,675
	SPAIN		25	7,785
8516804000	ELECTRIC HEATING RESISTORS FOR ANTI-ICING, DEICING	X		2,800
	KOREA,REP. OF (SOUTH KOREA)			2,800
8516808000	ELECTRIC HEATING RESISTORS, NESOI	X		16,070
	CHINA (TAIWAN)			16,070
8516900500	PARTS OF HEATING APPARATUS IN 8516.10, .21, .29	X		227,427
	CHINA (TAIWAN)			119,673
	CHINA,PEOPLE'S REP.(MAINLAND)			87,452
	HONG KONG			3,579
	UNITED KINGDOM OF GT BRITAIN			16,723
8516905000	PARTS OF MICROWAVE OVENS OF SUBHEAD 8516.50, NESOI	X		2,119
	CHINA,PEOPLE'S REP.(MAINLAND)			2,119
8516906500	TOP SURF PANLS FR COOK STOVE,RANGE OVEN,8516.60.40	X		3,128
	ITALY			3,128
8516908000	PARTS OF ELECTRIC COOKING STOVES, RANGES AND OVENS	X		42,618
	BRAZIL			3,753
	ITALY			38,865
8516909000	PARTS OF ELECTROTHERMIC APPARATUS, NESOI	X		31,021
	BRAZIL			4,479
	ITALY			3,444
	SWITZERLAND			23,098
8517110000	LINE TELEPHONE SETS WITH CORDLESS HANDSETS	NO	17,355	1,535,036
	KOREA,REP. OF (SOUTH KOREA)		5,016	960,719
	MALAYSIA		12,339	574,317
8517198040	TELEPHONE SETS, ONE LINE, NO FEATURES, O/T TONE	NO	4,894	23,915
	CHINA,PEOPLE'S REP.(MAINLAND)		4,800	13,248
	MEXICO		94	10,667
8517198050	TELEPHONE SETS, 1 LINE, W/SPCL FEATURES, W/ANSW DV	NO	80	18,480
	MEXICO		80	18,480
8517198070	TELEPHONE SETS, ONE LINE, W/SPECIAL FEATURES,NESOI	NO	5,325	23,881
	CANADA		21	2,901
	CHINA,PEOPLE'S REP.(MAINLAND)		5,304	20,980
8517198080	MULTILINE TELEPHONES INCL KEY, CALL DIRECTOR	NO	3,962	619,225
	CANADA		3,395	507,076
	MEXICO		566	109,149
	VENEZUELA		1	3,000
8517210000	FACSIMILE MACHINES	NO	5,369	622,251
	CHINA,PEOPLE'S REP.(MAINLAND)		3,126	457,925
	JAPAN		833	86,487
	MALAYSIA		1,410	77,839
8517301500	CENTRAL OFFICE SWITCHING APPARATUS	NO	1	381,624
	CANADA		1	381,624
8517302000	PRIVATE BRANCH EXCHANGE SWITCHING APPARATUS	NO	18	6,075
	CANADA		18	6,075
8517302500	ELECTRONIC KEY TELEPHONE SYSTEMS	NO	5	22,472
	ISRAEL		5	22,472
8517303000	TELEPHONIC SWITCHING APPARATUS,NESOI	NO	6	13,132
	CANADA		6	13,132
8517305000	TELEGRAPHIC SWITCHING APPARATUS	X		26,861

TABLE - 2 IMPORTS INTO PUERTO RICO FROM FOREIGN COUNTRIES, BY COMMODITY AND COUNTRY OF ORIGIN
FISCAL YEAR 2003

COMM CODE	DESCRIPTION AND COUNTRY	UNIT	QUANTITY	VALUE - $
	CANADA			3,835
	ITALY			23,026
8517501000	MODEMS OF A KIND USED WITH DATA PRCSG MCH OF 8471	NO	27	13,844
	JAPAN		27	13,844
8517505000	CARRIER-CURRENT LINE SYSTEM APPARATUS, TELEPHONIC	X		61,212
	FINLAND			16,013
	HONG KONG			2,438
	ISRAEL			42,761
8517506000	TELEGRAPH CARRIER-CURRENT LINE SYSTEM APPARATUS	X		6,238
	CANADA			6,238
8517509000	TELEGRAPHIC FOR DIGITAL LINE SYSTEMS	X		586,172
	CANADA			3,402
	FINLAND			126,870
	GERMANY			378,049
	IRELAND			4,533
	ISRAEL			16,257
	MALAYSIA			2,610
	MEXICO			39,151
	UNITED KINGDOM OF GT BRITAIN			15,300
8517801020	TELEPHONIC APPARATUS, NESOI	X		639,978
	CANADA			198,855
	FINLAND			27,323
	ISRAEL			413,800
8517900400	PARTS OF FACSIMILE MACH SPECIFIED IN U.S. NOTE 7	X		5,691
	JAPAN			5,691
8517900800	PARTS OF FACSIMILE MACHINES, NESOI	X		56,412
	JAPAN			56,412
8517901200	PTS OF TELEPHONE SETS INCORP PRINTED CIRCUIT ASSEM	X		63,080
	CANADA			39,408
	ISRAEL			2,775
	MEXICO			20,897
8517902400	PTS FR TELPHONE SWITCH,TERMINAL APP INC PC ASSEMB	X		699,558
	CANADA			74,138
	CHINA,PEOPLE'S REP.(MAINLAND)			240,375
	GERMANY			2,152
	ISRAEL			2,775
	MEXICO			51,474
	SWEDEN			328,644
8517902600	PTS OF TELEGRAPHIC SWITCHING APPARATUS INC PC ASMB	X		4,720
	CANADA			4,720
8517903400	PTS OF TELEPHONE,TELEGRAPH SWITCH APPA INC PC ASSM	X		40,085
	CANADA			2,706
	MALAYSIA			24,650
	SINGAPORE			12,729
8517903600	PC ASSEMB FOR TELEHONE SWIT,TERM APPA O/T TEL SETS	X		171,001
	CANADA			41,095
	CHINA,PEOPLE'S REP.(MAINLAND)			8,938
	GERMANY			9,694
	MEXICO			109,106
	SWEDEN			2,168
8517905200	PTS,INC FACE PLATES,LOCK LATCHES,PC ASSMB,TELPHONE	X		12,643
	CANADA			12,643
8517906400	PARTS OF TELEPHONIC APPARATUS, NESOI	X		43,010
	CANADA			14,839
	GERMANY			28,171
8518108030	MICROPHONES, NESOI	NO	10,349	41,979
	CHINA (TAIWAN)		794	22,860
	CHINA,PEOPLE'S REP.(MAINLAND)		9,495	17,104
	GERMANY		60	2,015
8518210000	SINGLE LOUDSPEAKERS, MOUNTED IN THEIR ENCLOSURES	NO	14,803	54,597
	CHINA,PEOPLE'S REP.(MAINLAND)		14,296	30,624
	GERMANY		2	8,874
	JAPAN		101	2,620
	SPAIN		4	3,222
	THAILAND		400	9,257
8518220000	MULTIPLE LOUDSPEAKERS,MOUNTED IN SAME ENCLOSURE	NO	5,160	110,909
	CHINA (TAIWAN)		228	4,648
	CHINA,PEOPLE'S REP.(MAINLAND)		4,190	72,321

TABLE - 2 IMPORTS INTO PUERTO RICO FROM FOREIGN COUNTRIES, BY COMMODITY AND COUNTRY OF ORIGIN
FISCAL YEAR 2003

COMM CODE	DESCRIPTION AND COUNTRY	UNIT	QUANTITY	VALUE - $
	MALAYSIA		340	24,763
	THAILAND		402	9,177
8518298000	LOUDSPEAKERS,WHETH OR NOT ENCLOSURES MOUNTED,NESOI	NO	29,747	870,175
	CANADA		8	3,648
	CHINA (TAIWAN)		2,710	27,865
	CHINA,PEOPLE'S REP.(MAINLAND)		14,971	475,105
	FRANCE		28	12,771
	GERMANY		444	42,094
	JAPAN		329	9,076
	MEXICO		5,062	151,398
	THAILAND		6,195	148,218
8518302000	OTHER HEADPHONES,EARPHONES, MICROPHONE/SPEAKER	NO	8,652	23,863
	CHINA,PEOPLE'S REP.(MAINLAND)		8,652	23,863
8518402000	AUDIO FREQUENCY ELECTRIC AMPLIFIERS, NESOI	NO	1,497	396,058
	CANADA		3	7,250
	CHINA (TAIWAN)		10	5,290
	CHINA,PEOPLE'S REP.(MAINLAND)		174	26,521
	JAPAN		18	12,297
	MALAYSIA		1,254	341,281
	MEXICO		38	3,419
8518500000	ELECTRIC SOUND AMPLIFIER SETS	NO	3,632	312,599
	CHINA,PEOPLE'S REP.(MAINLAND)		3,258	267,173
	GERMANY		148	10,799
	INDONESIA		186	23,719
	ISRAEL		25	8,541
	KOREA,REP. OF (SOUTH KOREA)		15	2,367
8518906000	PRINTED CIRCUIT ASSEMBLIES OF 85181040 OR 85182940	X		35,295
	CHINA,PEOPLE'S REP.(MAINLAND)			35,295
8518908000	PARTS OF MICROPHONES,LOUDSPEAKERS,AMPLIFIERS,NESOI	X		619,452
	CANADA			3,500
	CHINA (TAIWAN)			567,921
	CHINA,PEOPLE'S REP.(MAINLAND)			37,881
	GERMANY			10,150
8519390020	TURNTABLES WITH AUTOMATIC TONE ARM OPERATION,NESOI	NO	10	2,665
	JAPAN		10	2,665
8519390040	TURNTABLES, NESOI	NO	58	5,902
	JAPAN		58	5,902
8519920000	POCKET-SIZE CASSETTE PLAYERS	NO	2,004	5,471
	CHINA,PEOPLE'S REP.(MAINLAND)		2,004	5,471
8519990045	OPTICAL DISC (INCLUIDING COMPACT DISC) PLAYERS	NO	15,344	543,230
	CHINA,PEOPLE'S REP.(MAINLAND)		7,444	193,939
	HONG KONG		150	8,721
	JAPAN		7,274	294,530
	KOREA,REP. OF (SOUTH KOREA)		6	3,436
	MALAYSIA		370	36,988
	SINGAPORE		100	5,616
8519990060	DELECTRIC SOUND REPRODUCING APPARATUS, NESOI	NO	2,334	333,673
	CHINA (TAIWAN)		212	90,334
	CHINA,PEOPLE'S REP.(MAINLAND)		999	113,732
	GERMANY		651	60,946
	JAPAN		232	33,297
	KOREA,REP. OF (SOUTH KOREA)		180	25,250
	MALAYSIA		60	10,114
8520320000	MAGNETIC TAPE RECORDER/PLAYERS, DIGITAL AUDIO TYPE	NO	10	15,855
	JAPAN		10	15,855
8520330020	CASSETTE TAPE RECORDER/PLAYERS, MICROCASSETTE TYPE	NO	396	6,799
	JAPAN		396	6,799
8520330090	CASSETTE TAPE RECORDER/PLAYERS, NESOI	NO	8,384	190,861
	CHINA (TAIWAN)		432	7,118
	CHINA,PEOPLE'S REP.(MAINLAND)		7,952	183,743
8520900040	OPTICAL DISC RECORDERS	NO	60	10,889
	JAPAN		60	10,889
8520900080	OTHER MAGNETIC SOUND RECORDING OR REPRODUCING EQUI	NO	237	35,421
	JAPAN		237	35,421
8521106000	VIDEO CASSETTE & CARTRIDGE RECORDER/PLAYERS, COLOR	NO	32,244	1,634,302
	CHINA,PEOPLE'S REP.(MAINLAND)		11,650	692,435
	INDONESIA		20,570	926,568
	JAPAN		24	15,299

TABLE - 2 IMPORTS INTO PUERTO RICO FROM FOREIGN COUNTRIES, BY COMMODITY AND COUNTRY OF ORIGIN
FISCAL YEAR 2003

COMM CODE	DESCRIPTION AND COUNTRY	UNIT	QUANTITY	VALUE - $
8521900000	VIDEO RECORDING OR REPRODUCING APPARATUS EXC TAPE	NO	43,475	3,664,223
	CHINA,PEOPLE'S REP.(MAINLAND)		28,737	2,082,368
	HONG KONG		65	4,905
	INDONESIA		310	34,396
	JAPAN		1,723	498,270
	KOREA,REP. OF (SOUTH KOREA)		417	80,450
	MALAYSIA		10,538	773,903
	SINGAPORE		1,685	189,931
8522903500	ASSMB,SUBASSMB OF ART,8520.90,2/MORE ITEMS,NESOI	X		2,087
	CHINA,PEOPLE'S REP.(MAINLAND)			2,087
8522907580	PARTS, NESOI, FOR RECORDERS AND REPRODUCERS, NESOI	X		7,377
	GERMANY			7,377
8523120040	UNRECORDED MAGNETIC TAPE >4 & =<6.5MM, VIDEO	X		18,884
	JAPAN			18,884
8523130020	UNRECORDED MAGNETIC TAPE >6.5 MM WIDTH, AUDIO	X		16,301
	NETHERLANDS			16,301
8523130040	UNRECORDED MAGNETIC TAPE >6.5MM, VIDEO, CASSETTE	NO	7,670	8,258
	JAPAN		1,370	2,869
	KOREA,REP. OF (SOUTH KOREA)		6,300	5,389
8523300000	CARDS INCORPORATING A MAGNETIC STRIPE	NO	15,000	4,475
	COLOMBIA		15,000	4,475
8524310030	DISCS FOR LASER READING SYSTEMS,FOR REPROD PHENOME	NO	47,142	436,872
	CANADA		17	14,903
	CHILE		120	2,351
	COSTA RICA		2,150	19,075
	FRANCE		16,687	50,060
	GERMANY		2	4,059
	IRELAND		1,137	6,385
	ISRAEL		196	18,717
	JAPAN		85	2,489
	MEXICO		5,880	51,328
	SPAIN		20,819	263,657
	UNITED KINGDOM OF GT BRITAIN		49	3,848
8524310070	DISCS FOR LASER READING SYSTEMS,FOR REPROD PHENOME	NO	21,593	26,903
	GERMANY		978	2,933
	MEXICO		20,040	17,034
	SPAIN		574	3,907
	UNITED KINGDOM OF GT BRITAIN		1	3,029
8524320000	DISCS FOR LASER READING SYSTEMS,REPROD SOUND ONLY	NO	600,729	1,419,745
	ARGENTINA		78,181	520,522
	COLOMBIA		127,984	290,253
	DENMARK		64,993	97,226
	DOMINICAN REPUBLIC		3,224	5,545
	FRANCE		77	2,651
	INDIA		2,913	10,429
	MEXICO		168,603	156,119
	NETHERLANDS		8,372	28,698
	SPAIN		99,781	253,149
	UNITED KINGDOM OF GT BRITAIN		43,601	52,183
	VENEZUELA		3,000	2,970
8524394000	DISCS FR REPRODUCING REPRESENTATIONS OF DATA,IMAGE	NO	299,521	164,379
	CANADA		45,259	43,299
	DOMINICAN REPUBLIC		2,220	2,220
	FRANCE		20	5,580
	MEXICO		251,004	104,928
	UNITED KINGDOM OF GT BRITAIN		1,018	8,352
8524398000	DISCS FOR LASER READING SYSTEMS, NESOI	NO	29,533	145,993
	ARGENTINA		14,688	95,652
	CANADA		7	3,767
	GERMANY		10,000	4,357
	MEXICO		2,950	29,500
	SPAIN		1,888	12,717
8524400000	MAGNETIC TAPE FOR REPROD OTHER THAN SOUND OR IMAGE	M2	850	2,579
	CANADA		850	2,579
8524513040	MAGNETIC TAPE RECORDINGS =< 4MM, CASSETTE, AUDIO	NO	3,792	8,647
	CHINA,PEOPLE'S REP.(MAINLAND)		3,792	8,647
8524513080	MAGNETIC TAPE RECORDINGS =< 4MM, NESOI	NO	12,275	16,000
	CANADA		12,275	16,000

TABLE - 2 IMPORTS INTO PUERTO RICO FROM FOREIGN COUNTRIES, BY COMMODITY AND COUNTRY OF ORIGIN
FISCAL YEAR 2003

COMM CODE	DESCRIPTION AND COUNTRY	UNIT	QUANTITY	VALUE - $
8524521040	MAGNETIC TAPE RECORDINGS >4MM AND =<6.5MM ,VIDEO,	LNM	47,040	4,940
	CANADA		31,440	2,620
	COLOMBIA		15,600	2,320
8524521080	MAGNETIC TAPE RECORDINGS >4MM AND =<6.5MM ,VIDEO	LNM	24,960	5,440
	MEXICO		24,960	5,440
8524531040	MAGNETIC TAPE RECORDINGS >6.5MM BUT=<16MM, VIDEO	LNM	138,300	16,534
	MEXICO		89,580	9,639
	SPAIN		48,720	6,895
8524910030	PREPACKAGED SOFTWARE FOR ADP, RETAIL, ON MAG MEDIA	NO	1,301	17,161
	GERMANY		1	8,661
	MEXICO		1,300	8,500
8524910070	OTHER MAGNETIC MEDIA,REPROD PHENOME OTHER THAN S/I	NO	3	4,964
	GERMANY		3	4,964
8524994000	OTHER MAGNETIC MEDIA, RECORDED, NESOI	NO	925	88,124
	IRELAND		1	5,250
	SPAIN		920	7,694
	UNITED KINGDOM OF GT BRITAIN		4	75,180
8525101000	TV SET TOP BOXES WHICH HAVE A COMMUNICATION FUNCTN	NO	284	10,911
	CHINA (TAIWAN)		284	10,911
8525103015	TV APPAR FOR RECEPT OF TV SIGNLS RELAYD BY SATELLI	NO	19,144	1,753,765
	ARGENTINA		4,000	360,000
	BRAZIL		10,144	1,369,765
	KOREA,REP. OF (SOUTH KOREA)		5,000	24,000
8525103035	CONVERTERS,DECODERS,PREAMPLIFIR,ETC,CLOSED CIRC TV	X		2,317,243
	ARGENTINA			675,000
	BRAZIL			1,122,320
	CHINA (TAIWAN)			187,585
	FRANCE			115,992
	ITALY			15,222
	MEXICO			201,124
8525103040	TELEVISION TRANSMISSION APPARATUS, NESOI	X		3,069,567
	CHINA (TAIWAN)			1,082,403
	CHINA,PEOPLE'S REP.(MAINLAND)			94,172
	FRANCE			1,461,679
	IRELAND			342,935
	NETHERLANDS			88,378
8525109045	TRANSMITTERS F FREQUENC >30 MHZ TO =<400 MHZ,NESOI	NO	600	5,835
	CHINA (TAIWAN)		600	5,835
8525109085	TRANSMITTERS FREQ >1000MHZ,NT RADIOBROADCAST,NESOI	NO	951	782,264
	SWEDEN		951	782,264
8525109090	TRANSMISSION APPARATUS,NOT FR RADIOBROADCAST,NESOI	X		38,800
	CANADA			4,500
	KOREA,REP. OF (SOUTH KOREA)			34,300
8525200500	RADIO TRANSCIEVERS, CITIZENS BAND (CB), HAND-HELD	NO	28	9,661
	NEW ZEALAND		28	9,661
8525203080	RADIO TRANSCIEVERS, EXC HANDHELD, > 400 MHZ	NO	48	31,278
	ISRAEL		48	31,278
8525209060	CELLULAR RADIOTELEPHONES FOR PCRS WEIGHING OV 1 KG	NO	600	66,400
	MEXICO		600	66,400
8525209070	CELLULAR RADIOTELEPHONES FOR PCRS, 1 KG AND UNDER	NO	57,467	5,224,226
	BELGIUM		250	20,091
	BRAZIL		34,941	3,020,613
	COSTA RICA		1,000	130,000
	GERMANY		60	7,400
	KOREA,REP. OF (SOUTH KOREA)		11,400	1,785,447
	MALAYSIA		10	2,300
	MEXICO		9,745	250,875
	UNITED KINGDOM OF GT BRITAIN		61	7,500
8525209080	RADIO AND TELEVISION TRANSMISSION APPARATUS, NESOI	X		26,287,547
	BRAZIL			4,154,300
	CANADA			88,856
	CHINA (TAIWAN)			640,320
	CHINA,PEOPLE'S REP.(MAINLAND)			178,950
	FINLAND			1,586,042
	FRANCE			14,512,320
	GERMANY			912,335
	KOREA,REP. OF (SOUTH KOREA)			2,685,574
	MEXICO			1,528,850

TABLE - 2 IMPORTS INTO PUERTO RICO FROM FOREIGN COUNTRIES, BY COMMODITY AND COUNTRY OF ORIGIN
FISCAL YEAR 2003

COMM CODE	DESCRIPTION AND COUNTRY	UNIT	QUANTITY	VALUE - $
8525309005	TELEVISION CAMERAS, NESOI, COLOR	NO	5,367	444,371
	CHINA,PEOPLE'S REP.(MAINLAND)		420	14,927
	FRANCE		850	43,045
	INDONESIA		1,055	229,638
	JAPAN		2	3,700
	KOREA,REP. OF (SOUTH KOREA)		3,040	153,061
8525404000	DIGITAL STILL IMAGE VIDEO CAMERAS	NO	1,569	440,798
	CHINA (TAIWAN)		460	14,100
	CHINA,PEOPLE'S REP.(MAINLAND)		100	18,986
	JAPAN		992	404,134
	SWITZERLAND		17	3,578
8525408020	CAMCORDERS, 8MM	NO	200	82,914
	JAPAN		200	82,914
8525408050	CAMCORDERS (OTHER THAN 8 MM), NESOI	NO	6,440	1,628,160
	ARUBA		40	21,601
	BRAZIL		5	7,850
	INDONESIA		4,272	859,548
	JAPAN		1,923	705,124
	SINGAPORE		200	34,037
8526910040	RADIO NAVIGATIONAL AID APPARATUS, NESOI	NO	35	49,105
	UNITED KINGDOM OF GT BRITAIN		35	49,105
8527120000	POCKET-SIZE RADIO CASSETTE PLAYERS	NO	4,990	507,757
	JAPAN		355	44,676
	MALAYSIA		4,635	463,081
8527131140	RADIO-TAPE COMB OPTICAL DISC PLAYER OR RECORDERS	NO	7,808	233,833
	CHINA,PEOPLE'S REP.(MAINLAND)		7,748	230,288
	JAPAN		60	3,545
8527132010	RADIO-TAPE COMBINATIONS, CASSETE, BATTERY, STEREO	NO	3,732	100,995
	CHINA (TAIWAN)		60	9,942
	CHINA,PEOPLE'S REP.(MAINLAND)		3,672	91,053
8527136040	RADIOBROADCAST REC COMB INC OPTICAL DISC PLAY REC	NO	11,374	408,839
	CHINA,PEOPLE'S REP.(MAINLAND)		10,674	378,647
	JAPAN		700	30,192
8527195015	RADIOBROADCAST RECEIVERS, BATTERY, WITH CLOCK	NO	13,200	58,938
	CHINA,PEOPLE'S REP.(MAINLAND)		13,200	58,938
8527195035	RADIOBROADCAST RECEIVERS, BATTERY, FM OR AM/FM	NO	37,978	146,818
	CHINA (TAIWAN)		240	5,793
	CHINA,PEOPLE'S REP.(MAINLAND)		37,720	126,170
	INDONESIA		8	3,183
	JAPAN		10	11,672
8527211005	MOTOR VEH RADIO-TAPE PLAYERS COMB,INC OPTICAL DISC	NO	19,093	855,211
	CHINA,PEOPLE'S REP.(MAINLAND)		16,214	554,567
	JAPAN		59	21,157
	KOREA,REP. OF (SOUTH KOREA)		670	62,268
	MALAYSIA		1,462	116,884
	SINGAPORE		78	8,944
	THAILAND		610	91,391
8527211015	MOTOR VEHICLE RADIO-TAPE PLAYERS, CASSETTE, STEREO	NO	3,569	134,880
	CHINA,PEOPLE'S REP.(MAINLAND)		2,510	25,623
	JAPAN		10	2,339
	KOREA,REP. OF (SOUTH KOREA)		749	79,852
	MALAYSIA		100	5,239
	THAILAND		200	21,827
8527214040	MOTR VEH RADIO-COMB(INC OPTICAL DISC)PLAYES,RECORD	NO	19,947	1,802,974
	CHINA (TAIWAN)		110	13,799
	CHINA,PEOPLE'S REP.(MAINLAND)		7,916	664,908
	INDONESIA		3,412	244,191
	JAPAN		450	62,816
	KOREA,REP. OF (SOUTH KOREA)		3,985	339,188
	MALAYSIA		2,453	230,088
	THAILAND		1,621	247,984
8527294000	MOTOR VEHICLE RADIO RECEIVERS, FM OR AM/FM ONLY	NO	136	22,226
	CHINA,PEOPLE'S REP.(MAINLAND)		136	22,226
8527314040	RADIO-TAPE PLAYER COMB,NON-RECORD INC OPTICAL DISC	NO	12,173	1,470,308
	CHINA,PEOPLE'S REP.(MAINLAND)		7,565	787,860
	JAPAN		5	3,125
	MALAYSIA		4,593	677,131
	SINGAPORE		10	2,192

TABLE - 2 IMPORTS INTO PUERTO RICO FROM FOREIGN COUNTRIES, BY COMMODITY AND COUNTRY OF ORIGIN
FISCAL YEAR 2003

COMM CODE	DESCRIPTION AND COUNTRY	UNIT	QUANTITY	VALUE - $
8527315005	RADIO-TAPE RECORDERS,INC OPTICAL DISC PLAYER/RECRD	NO	25,081	2,470,969
	CHINA,PEOPLE'S REP.(MAINLAND)		11,516	966,044
	JAPAN		300	91,588
	KOREA,REP. OF (SOUTH KOREA)		800	221,112
	MALAYSIA		12,465	1,192,225
8527315025	RADIOBROADCAST RECEIVER TAPE RECORD,CASSETTE,NESOI	NO	1,030	91,269
	MALAYSIA		830	74,011
	SINGAPORE		200	17,258
8527316040	RADIO-RECORDER COMB, INC OPTICAL DISC PLAYER/RECRD	NO	10,702	2,422,266
	CHINA,PEOPLE'S REP.(MAINLAND)		1,130	155,967
	INDONESIA		100	16,092
	JAPAN		30	8,382
	KOREA,REP. OF (SOUTH KOREA)		2,400	657,646
	MALAYSIA		6,432	1,454,305
	SINGAPORE		610	129,874
8527316080	RADIO-RECORDER COMBINATIONS, NESOI	NO	66	12,111
	INDONESIA		66	12,111
8527321010	RADIO RECEIVER WITH DIGITAL CLOCK OR TIMER N/O $40	NO	984	13,588
	CHINA,PEOPLE'S REP.(MAINLAND)		984	13,588
8527390020	RADIOBROADCAST RECEIVER WITHOUT SPEAKERS	NO	1,512	219,038
	JAPAN		50	11,657
	MALAYSIA		1,462	207,381
8527390040	RADIOBROADCAST RECEIVERS, NESOI	NO	1,320	205,473
	MALAYSIA		1,320	205,473
8528122025	TV REC,NON-HI,COL,SIN PCT TUBE,NON-PROJ, GT 26 CM	NO	14,604	1,014,923
	KOREA,REP. OF (SOUTH KOREA)		1,500	89,275
	THAILAND		13,104	925,648
8528122480	TV REC,NON-HI DEF,COL,SING PT TUB,NON-PRO, OV34.29	NO	850	57,648
	JAPAN		10	9,848
	KOREA,REP. OF (SOUTH KOREA)		840	47,800
8528123224	RECEP FR TV,NON-HI,COL,SING PCT TUB,NO-PROJ,<37CM	NO	3,849	244,648
	JAPAN		9	5,806
	KOREA,REP. OF (SOUTH KOREA)		3,840	238,842
8528123228	TV REC,NON-HI,COL,SING PCT TUBE,NON-PROJ,DISP37-39	NO	15	10,580
	JAPAN		15	10,580
8528123235	TV REC,NON-HI,COL,SING TUBE,NON-PROJ,DISP EX 45-50	NO	8,684	832,569
	KOREA,REP. OF (SOUTH KOREA)		880	73,607
	THAILAND		7,804	758,962
8528123238	TV REC,NON-HI,COLOR TUBE,DIR VIEW,NON PROJ 50-52CM	NO	1,460	118,098
	KOREA,REP. OF (SOUTH KOREA)		1,460	118,098
8528123250	TV REC,NON-HI DEF,COL,TUBE,DIR VW,NO PROJ >52<77CM	NO	2,141	329,805
	CHINA,PEOPLE'S REP.(MAINLAND)		219	33,588
	JAPAN		34	31,274
	KOREA,REP. OF (SOUTH KOREA)		1,888	264,943
8528123290	TV REC,NON-HI DEF,COL,W TUBE,DIR VW,NO PROJ EX 77C	NO	21	23,442
	JAPAN		21	23,442
8528124000	TV REC,COLOR, NON-HI DEF, PROJ TYP W/CATH-RAY TUBE	NO	28	16,350
	JAPAN		4	6,774
	KOREA,REP. OF (SOUTH KOREA)		24	9,576
8528126201	REC TV,CLR,FLAT PAN SCR,VID REC/REP AP N/O34.29 CM	NO	14	10,632
	JAPAN		14	10,632
8528127201	REC TV,COLOR,FLAT PANEL SCREEN,DISPLAY EXC 34.29CM	NO	26	30,809
	JAPAN		26	30,809
8528129700	RECEPT TV; COLOR; PRINTED CIRCUIT ASSEMBLIES;OTHER	NO	20	30,320
	JAPAN		20	30,320
8528130005	RECEP TV WITH TUBE COMBINED WITH RADIOS, RECORDERS	NO	11,156	199,950
	CHINA,PEOPLE'S REP.(MAINLAND)		11,156	199,950
8528130045	RECEP TV 1 PIC TUBE MONO DISP > 45 CM BUT =< 48 CM	NO	7	6,566
	JAPAN		7	6,566
8528212401	VIDEO MONITORS,COLR,NON-HI DEF,NESOI, LT= 34.29CM	NO	35	36,743
	JAPAN		35	36,743
8528214900	VIDEO MONITORS, COLOR, HI-DEF, NON-PROJECT, W/ CRT	NO	1	3,147
	ITALY		1	3,147
8528215501	VIDEO MON,CLR,FLAT PNEL SCR,W/ REC/REP,LT=34.29	NO	9	5,083
	JAPAN		9	5,083
8528216001	VIDEO MON,CLR,FLAT PNEL SCR,W/ REC/REP,GT 34.29	NO	13	11,777
	JAPAN		13	11,777
8528216501	VIDEO MONITORS, CLR, FLAT PNEL SCR,NESOI,LT= 34.29	NO	39	37,677

TABLE - 2 IMPORTS INTO PUERTO RICO FROM FOREIGN COUNTRIES, BY COMMODITY AND COUNTRY OF ORIGIN
FISCAL YEAR 2003

COMM CODE	DESCRIPTION AND COUNTRY	UNIT	QUANTITY	VALUE - $
	CHINA (TAIWAN)		35	9,975
	JAPAN		4	27,702
8528217001	VIDEO MONITOR,CLR,FLAT PNEL SCR, NESOI,GT 34.29 CM	NO	118	301,172
	INDONESIA		4	14,723
	JAPAN		114	286,449
8528219001	VIDEO MONITORS, COLOR, NESOI, W/ DISP GT 34.29 CM	NO	22	56,469
	JAPAN		22	56,469
8528220000	VIDEO MONITORS, BLACK & WHITE OR OTHER MONOCHROME	NO	10	24,860
	JAPAN		10	24,860
8528306601	VIDEO PROJ,CLOR, FLAT PNEL SCR, NESOI,LT= 34.29 CM	NO	17	21,772
	JAPAN		17	21,772
8528307800	VIDEO PROJECTORS, COLOR, NESOI	NO	37	41,494
	JAPAN		37	41,494
8529102020	TELEVISION ANTENNAS, RECEIVING ONLY	NO	8,454	116,419
	CHINA (TAIWAN)		8,454	116,419
8529102050	TELEVISION ANTENNAS, NESOI	NO	39	2,477
	JAPAN		39	2,477
8529102090	TELEVISION ANTENNA REFLECTORS, NESOI	X		2,822
	PANAMA			2,822
8529104040	RADAR, RADIO NAVIGATIONAL AID ANTENNAS	NO	35,363	787,855
	CHINA (TAIWAN)		21,501	781,577
	CHINA,PEOPLE'S REP.(MAINLAND)		13,862	6,278
8529104080	PARTS FOR RADAR, RADIO NAVIGATIONAL AID EQUIP	X		31,050
	CHINA,PEOPLE'S REP.(MAINLAND)			31,050
8529107000	ANTENNA/ANTENNA REFLECTORS USED W/RADIO APPARATUS	X		127,816
	BRAZIL			31,680
	SWEDEN			96,136
8529109000	PARTS ANTENNA,FOR HEADINGS 8525 TO 8528, NESOI	X		144,820
	CHINA (TAIWAN)			96,292
	CHINA,PEOPLE'S REP.(MAINLAND)			22,178
	ITALY			4,802
	JAPAN			10,278
	SWEDEN			11,270
8529901300	PRNT CIR ASSEM,OTHR THAN TUNER,PC BRD OR TV, NESOI	X		1,030,601
	CHINA,PEOPLE'S REP.(MAINLAND)			5,896
	IRELAND			971,229
	JAPAN			5,876
	UNITED KINGDOM OF GT BRITAIN			47,600
8529903900	PRT OF TV RECVR,EXC TUNERS & SUBASSEMBLIES, NESOI	X		869,603
	CHINA,PEOPLE'S REP.(MAINLAND)			101,440
	FINLAND			697,501
	HUNGARY			7,685
	SWEDEN			40,318
	UNITED KINGDOM OF GT BRITAIN			22,659
8529909900	OTHR PRTS OF HEADINGS 8525-8528, NESOI	X		642,991
	BRAZIL			3,098
	HONG KONG			128,856
	KOREA,REP. OF (SOUTH KOREA)			248,618
	MEXICO			262,419
8530100000	ELECTRICAL SIGNALING OR TRAFFIC CONTROL EQPT RAIL	X		492,570
	FRANCE			492,570
8530800000	ELECTRICAL SIGNALING OR TRAFFIC CONTROL EQPT,NESOI	X		138,838
	MEXICO			132,618
	NETHERLANDS			6,220
8530900000	PARTS FOR ELC SIGNALING, TRAFFIC, SAFETY EQUIPMNT	X		3,120
	CHINA (TAIWAN)			3,120
8531100035	BURGLAR ALARMS, ELECTRIC	NO	498	36,240
	AUSTRIA		208	27,906
	CHINA (TAIWAN)		290	8,334
8531100045	BURGLAR OR FIRE ALARMS AND SIMILAR APPARATUS,NESOI	NO	32,303	118,184
	CHINA (TAIWAN)		515	11,613
	CHINA,PEOPLE'S REP.(MAINLAND)		200	3,272
	COSTA RICA		666	3,071
	GERMANY		30,922	100,228
8531200020	INDICATOR PANALS INCORPORATING LCD'S	X		84,218
	CHINA (TAIWAN)			70,358
	CHINA,PEOPLE'S REP.(MAINLAND)			13,860
8531200040	INDICATOR PANELS INCORPORATING LED'S	X		148,736

TABLE - 2 IMPORTS INTO PUERTO RICO FROM FOREIGN COUNTRIES, BY COMMODITY AND COUNTRY OF ORIGIN
FISCAL YEAR 2003

COMM CODE	DESCRIPTION AND COUNTRY	UNIT	QUANTITY	VALUE - $
	CHINA,PEOPLE'S REP.(MAINLAND)			8,203
	INDONESIA			140,533
8531800025	INDICATOR PANELS, NESOI	X		19,342
	ITALY			19,342
8531800030	HORNS, ELECTRIC,EXCEPT VEHICLE OR CYCLE	X		92,709
	CHINA (TAIWAN)			78,197
	ITALY			5,304
	UNITED KINGDOM OF GT BRITAIN			9,208
8531800040	OTHER ELECTRIC SOUND SIGNALING DEVICES, NESOI	X		27,383
	CHINA (TAIWAN)			2,667
	CHINA,PEOPLE'S REP.(MAINLAND)			24,716
8531800050	OTHER SIGNALING DEVICES, ELECTRIC, NESOI	X		620,897
	ISRAEL			600,772
	ITALY			2,469
	KOREA,REP. OF (SOUTH KOREA)			2,881
	UNITED KINGDOM OF GT BRITAIN			14,775
8531903000	PARTS PRINTED CIRCUIT ASSEMBLIES; NESOI	X		2,913,699
	IRELAND			2,913,699
8531907500	PARTS ELEC SIGNAL APPRTS; SUBHEADING 853180	X		12,974
	CHINA,PEOPLE'S REP.(MAINLAND)			12,974
8531909000	PARTS OF ELEC SOUND/VISUAL SIGNAL APPARTUS; NESOI	X		1,486,175
	CHINA,PEOPLE'S REP.(MAINLAND)			16,139
	DOMINICAN REPUBLIC			113,402
	GERMANY			709,845
	IRELAND			8,155
	ITALY			2,092
	JAPAN			126,702
	NETHERLANDS			62,450
	SWITZERLAND			435,177
	UNITED KINGDOM OF GT BRITAIN			12,213
8532100000	FIXED CAPACITORS, 50-60 HZ, POWER, CPCTY =>.5 KVAR	NO	81,071	10,923
	FRANCE		81,071	10,923
8532220020	FIXED CAPACITORS, ALUMINUM ELECTROLYTIC =< 18 MM	NO	30,000	5,763
	JAPAN		30,000	5,763
8532240020	FIXED CAPACITORS, CERAMIC, DIELECTRIC MLTLYR CHIPS	NO	483,760	17,064
	KOREA,REP. OF (SOUTH KOREA)		483,760	17,064
8532250070	FIXED CAPACITORS, PAPER, PLASTIC, NESOI, RADIAL LD	NO	320,000	9,292
	CHINA (TAIWAN)		320,000	9,292
8532300090	VARIABLE OR ADJUSTABLE CAPACITORS, NESOI	NO	94,280	73,232
	FRANCE		78,939	65,993
	GERMANY		21	2,237
	UNITED KINGDOM OF GT BRITAIN		15,320	5,002
8533210070	FIXED RESISTORS,NESOI, =< 20W, > 2 LEADS NESOI	NO	4,800	2,405
	HONG KONG		4,800	2,405
8533210090	FIXED RESISTORS NESOI, =< 20W, 2 LEADS, NESOI	NO	22,687	11,805
	HONG KONG		22,687	11,805
8533290000	FIXED RESISTORS NESOI > 20 W POWER HDLG CPCY	NO	200	116,631
	UNITED KINGDOM OF GT BRITAIN		200	116,631
8533390040	WIREWOUND VARIABLE RESISTORS, DIMMERS	NO	49,671	71,044
	COSTA RICA		900	6,730
	DOMINICAN REPUBLIC		48,771	64,314
8533404000	METAL OXIDE RESISTORS, NESOI	NO	169,371	24,128
	CHINA (TAIWAN)		169,371	24,128
8533408040	VARIABLE RESISTORS, NESOI, MOTOR STARTERS, CNL	NO	1	3,670
	CANADA		1	3,670
8533408070	VARIABLE RESISTORS, NESOI	NO	1,614,093	312,474
	CANADA		1	3,670
	CHINA (TAIWAN)		370,000	14,032
	DOMINICAN REPUBLIC		1,214,092	278,242
	JAPAN		30,000	16,530
8534000020	PRINTED CIRCUITS OF PLASTIC/GLASS =>3 LAYERS, CNDT	NO	11,854,675	16,875,146
	CHINA (TAIWAN)		1,615,979	4,338,725
	CHINA,PEOPLE'S REP.(MAINLAND)		9,991,764	12,069,082
	IRELAND		25,520	118,600
	KOREA,REP. OF (SOUTH KOREA)		203,890	247,961
	MALAYSIA		9,000	24,030
	SINGAPORE		8,522	76,748
8534000040	PRINTED CIRCUITS OF PLASTIC/GLASS, NESOI	NO	1,296,670	1,593,328

TABLE - 2 IMPORTS INTO PUERTO RICO FROM FOREIGN COUNTRIES, BY COMMODITY AND COUNTRY OF ORIGIN
FISCAL YEAR 2003

COMM CODE	DESCRIPTION AND COUNTRY	UNIT	QUANTITY	VALUE - $
	CANADA		107,787	195,209
	CHINA (TAIWAN)		301,975	882,555
	CHINA,PEOPLE'S REP.(MAINLAND)		730,804	434,070
	HONG KONG		65,604	24,804
	KOREA,REP. OF (SOUTH KOREA)		500	3,325
	SINGAPORE		90,000	53,365
8534000070	PRINTED CIRCUITS, PLASTICS IMPREGNATED, NESOI	NO	5,400	12,474
	CHINA (TAIWAN)		5,400	12,474
8534000080	PRINTED CIRCUITS, FLEXIBLE TYPE	NO	77,058	218,478
	CHINA (TAIWAN)		51,200	27,300
	CHINA,PEOPLE'S REP.(MAINLAND)		14,000	5,880
	THAILAND		11,858	185,298
8534000095	OTHER PRINTED CIRCUITS, NESOI	NO	1,178,280	1,605,747
	BRAZIL		4,494	409,944
	CHINA (TAIWAN)		1,075,066	461,870
	CHINA,PEOPLE'S REP.(MAINLAND)		85,922	352,626
	COLOMBIA		421	7,157
	DOMINICAN REPUBLIC		6	9,796
	KOREA,REP. OF (SOUTH KOREA)		2	3,328
	MALAYSIA		1,740	86,924
	MEXICO		10,628	270,568
	UNITED KINGDOM OF GT BRITAIN		1	3,534
8535100040	FUSES NESOI > 1000 V	NO	7,100	3,407
	CHINA (TAIWAN)		7,100	3,407
8535300040	ISOLATING AND MAKE AND BREAK SWITCHES, KNIFE TYPE	NO	654	34,608
	BRAZIL		654	34,608
8535300080	LIGHTNING ARRESTORS, SURGE SUPPRESSORS,VLTG LMTRS	NO	9,439	18,571
	CHINA,PEOPLE'S REP.(MAINLAND)		5,000	3,290
	HONG KONG		4,400	2,181
	KOREA,REP. OF (SOUTH KOREA)		39	13,100
8535400000	LIGHTNING ARRESTORS, VOLTAGE LIMITERS, SURGE SUPPS	X		9,360
	DOMINICAN REPUBLIC			4,365
	KOREA,REP. OF (SOUTH KOREA)			4,995
8535908020	TERMINALS, ELC SPLICES AND ELC COUPLINGS	NO	1,498,761	224,491
	CHINA (TAIWAN)		852,960	44,380
	CHINA,PEOPLE'S REP.(MAINLAND)		319,981	152,687
	HONG KONG		325,000	20,800
	UNITED KINGDOM OF GT BRITAIN		820	6,624
8535908040	ELECTRICAL CONNECTORS, NESOI > 1000 V	NO	140,343	47,708
	CANADA		69,057	31,423
	CHINA,PEOPLE'S REP.(MAINLAND)		71,280	10,936
	GERMANY		6	5,349
8535908060	ELEC SWITCH & CIRCUIT PROTECT APP & CONNCTRS,NESOI	NO	3,257,218	147,693
	CHINA (TAIWAN)		286,176	18,285
	COSTA RICA		3,372	2,765
	FRANCE		2	2,074
	SINGAPORE		2,967,668	124,569
8536100040	FUSES =< 1000 V, NESOI	NO	305,200	24,230
	CHINA (TAIWAN)		28,900	7,811
	CHINA,PEOPLE'S REP.(MAINLAND)		103,000	2,250
	JAPAN		1,100	3,117
	SLOVENIA		172,200	11,052
8536200020	AUTOMATIC CIRCUIT BREAKERS =< 1000 V, MOLDED CASE	NO	34,163,970	92,090,698
	CHINA,PEOPLE'S REP.(MAINLAND)		3,300	18,975
	DOMINICAN REPUBLIC		34,160,119	92,061,076
	MEXICO		551	10,647
8536200040	AUTOMATIC CIRCUIT BREAKERS =< 1000 V, NESOI	NO	132,662	357,325
	BELGIUM		6,318	16,992
	CANADA		3	2,978
	CHINA (TAIWAN)		270	8,059
	FRANCE		124,271	316,103
	MEXICO		1,800	13,193
8536308000	OTHER APPARATUS FOR PROTECTING ELC CIRCUITS, NESOI	X		18,883,461
	BELGIUM			10,576
	CHINA (TAIWAN)			2,500
	CHINA,PEOPLE'S REP.(MAINLAND)			67,382
	DOMINICAN REPUBLIC			18,605,430
	FRANCE			194,343

TABLE - 2 IMPORTS INTO PUERTO RICO FROM FOREIGN COUNTRIES, BY COMMODITY AND COUNTRY OF ORIGIN
FISCAL YEAR 2003

COMM CODE	DESCRIPTION AND COUNTRY	UNIT	QUANTITY	VALUE - $
	GERMANY			3,230
8536410005	AUTOMOTIVE SIGNALING FLASHERS	NO	1,300	2,749
	CHINA (TAIWAN)		1,300	2,749
8536410030	RELAYS =< 60 V, & CONTACTS < 10 A NESOI	NO	22,120	28,343
	CHINA (TAIWAN)		3,800	4,171
	GERMANY		4,320	2,192
	MEXICO		14,000	21,980
8536410050	RELAYS =< 60 V NESOI, ELECTROMECHANICAL	NO	3,000	2,550
	HONG KONG		3,000	2,550
8536410060	RELAYS =< 60 V NESOI	NO	396,941	223,867
	CANADA		54,421	93,109
	FRANCE		327	18,966
	GERMANY		35	3,444
	HONG KONG		338,560	101,568
	INDONESIA		3,000	2,132
	KOREA,REP. OF (SOUTH KOREA)		598	4,648
8536490050	RELAYS > 60 V, & CONTACTS < 10 A ELCTMCHL	NO	7,500	7,409
	JAPAN		7,500	7,409
8536490065	RELAYS > 60 V, CONTACTORS	NO	1,993,080	17,961,666
	CHINA,PEOPLE'S REP.(MAINLAND)		1,700	2,091
	DOMINICAN REPUBLIC		1,991,366	17,956,904
	GERMANY		14	2,671
8536490075	RELAYS > 60 V, ELECTROMECHANICAL	NO	5,200	5,182
	CANADA		200	2,507
	CHINA,PEOPLE'S REP.(MAINLAND)		5,000	2,675
8536490080	RELAYS > 60 V, NESOI	NO	4,506	4,703
	CHINA,PEOPLE'S REP.(MAINLAND)		4,500	2,329
	UNITED KINGDOM OF GT BRITAIN		6	2,374
8536504000	MOTOR STARTERS	NO	644	7,429
	CHINA (TAIWAN)		570	4,303
	JAPAN		74	3,126
8536507000	AC SWITCHES COUPLED INPUT/OUTPUT;CURRENT <11 AMPS	NO	62,204	25,339
	CHINA,PEOPLE'S REP.(MAINLAND)		58,000	16,088
	COLOMBIA		4,200	3,933
	FRANCE		4	5,318
8536509033	SWITCHES, PUSH-BUTTON, 5A OR LESS, RATED, NESOI	NO	167,613	125,047
	CHINA (TAIWAN)		163,543	120,775
	COLOMBIA		4,070	4,272
8536509035	SWITCHES, PUSH-BUTTON, RATED > 5 A	NO	70,352	186,237
	COSTA RICA		4,148	7,474
	SAINT KITTS AND NEVIS		66,204	178,763
8536509040	SWITCHES, SNAP-ACTION, OTHER THAN LIMIT	NO	1,247,495	3,650,185
	SAINT KITTS AND NEVIS		1,247,495	3,650,185
8536509050	SWITCHES, SLIDE = <1000 V	NO	66,824	203,812
	SAINT KITTS AND NEVIS		66,824	203,812
8536509055	SWITCHES, LIMIT, =>1000 VOLTS	NO	5,513,719	16,311,620
	COSTA RICA		21,496	24,441
	HAITI		18,442	366,444
	ITALY		20,000	2,650
	JAPAN		64	2,409
	SAINT KITTS AND NEVIS		5,453,717	15,915,676
8536509065	SWITCHES, => 1000 VOLTS, NESOI	NO	1,130,984	560,965
	CHINA (TAIWAN)		230,790	192,587
	CHINA,PEOPLE'S REP.(MAINLAND)		389,855	81,434
	COLOMBIA		4,650	4,751
	COSTA RICA		4,480	5,263
	GERMANY		138	24,624
	INDIA		56,820	6,020
	ITALY		38,709	69,178
	JAPAN		403,857	165,517
	PORTUGAL		1,600	9,166
	SINGAPORE		85	2,425
8536610000	LAMPHOLDERS	NO	16,851	99,254
	CANADA		7,851	96,204
	CHINA (TAIWAN)		9,000	3,050
8536694010	ELECTRICAL CONNECTORS, COAXIAL TYPE	NO	40,000	8,220
	CANADA		30,000	5,400
	CHINA,PEOPLE'S REP.(MAINLAND)		10,000	2,820

TABLE - 2 IMPORTS INTO PUERTO RICO FROM FOREIGN COUNTRIES, BY COMMODITY AND COUNTRY OF ORIGIN
FISCAL YEAR 2003

COMM CODE	DESCRIPTION AND COUNTRY	UNIT	QUANTITY	VALUE - $
8536694040	ELECTRICAL CONNECTORS, PRINTED CIRCUIT TYPE	NO	5,840,000	707,700
	CHINA (TAIWAN)		5,840,000	707,700
8536694050	COAXIAL ELECTRICAL CONNECTORS, NESOI	NO	10,936	12,835
	CHINA,PEOPLE'S REP.(MAINLAND)		5,724	7,019
	COLOMBIA		3,100	2,150
	SOUTH AFRICA,REP.OF		2,112	3,666
8536698000	ELECTRICAL CONNECTORS, => 1000 VOLTS, NESOI	X		3,142,110
	BRAZIL			58,194
	CANADA			25,566
	CHINA (TAIWAN)			21,009
	CHINA,PEOPLE'S REP.(MAINLAND)			244,667
	COSTA RICA			2,792,674
8536904000	TERMINALS,ELECTICAL SPLICES/COUPLINGS;WAFER PROBER	X		2,956,390
	CANADA			7,799
	CHINA (TAIWAN)			2,408
	CHINA,PEOPLE'S REP.(MAINLAND)			6,749
	DOMINICAN REPUBLIC			2,884,249
	SPAIN			55,185
8536908010	ELECTRICAL DISTRIBUTION DUCTS	X		2,298
	CHINA (TAIWAN)			2,298
8536908030	ELECTRICAL JUNCTION BOXES	NO	439	10,928
	CANADA		105	4,435
	COLOMBIA		90	2,257
	SPAIN		244	4,236
8536908085	ELECTRICAL APPARATUS FOR SWCH/PROTECT CIRCTS NESOI	X		48,304,964
	BRAZIL			3,558
	CHINA (TAIWAN)			1,401,655
	CHINA,PEOPLE'S REP.(MAINLAND)			84,625
	DOMINICAN REPUBLIC			46,500,713
	GERMANY			2,058
	INDONESIA			2,793
	ITALY			3,875
	JAPAN			58,728
	KOREA,REP. OF (SOUTH KOREA)			8,427
	MEXICO			7,554
	SOUTH AFRICA,REP.OF			198,598
	VENEZUELA			32,380
8537106000	MOTOR CONTROL CENTERS	NO	15	201,013
	ARGENTINA		14	197,000
	UNITED KINGDOM OF GT BRITAIN		1	4,013
8537109020	SWITCHGEAR ASSEMBLIES AND SWITCHBOARDS =< 1000 V	NO	3	52,106
	MEXICO		3	52,106
8537109050	PANEL BOARDS & DISTRIBUTION BOARDS; <= 1,000 VOLTS	NO	272	43,047
	CANADA		6	31,781
	FRANCE		1	4,000
	KOREA,REP. OF (SOUTH KOREA)		265	7,266
8537109060	PROGRAMABLE CONTROLLERS	NO	121	6,843
	CANADA		1	3,205
	THAILAND		120	3,638
8537109070	ELECTRICAL APPARATUS EQP WITH APTS FM HD 8535&36	NO	37,785	130,915
	CANADA		3	2,403
	CHINA (TAIWAN)		37,131	56,309
	CHINA,PEOPLE'S REP.(MAINLAND)		176	18,128
	FRANCE		386	30,226
	KOREA,REP. OF (SOUTH KOREA)		37	2,570
	NETHERLANDS		50	4,854
	UNITED KINGDOM OF GT BRITAIN		2	16,425
8537200020	SWITCHGEAR & SWITCHBOARD ASSEMBLIES > 1000 V	NO	3	2,627,102
	GERMANY		3	2,627,102
8537200040	ELECTRICAL APPARATUS EQP WITH APTS FM HD 8535&36	NO	28	146,378
	GERMANY		3	78,962
	MEXICO		1	3,470
	UNITED KINGDOM OF GT BRITAIN		24	63,946
8538901000	PRINTD CIRCUIT ASSMBLIES OF 8537 U.S NOTE 12 CH 85	X		972,743
	CANADA			7,790
	MALAYSIA			964,953
8538903000	PRINTED CIRCUIT ASSEMBLIES, NESOI	X		2,660,825
	CANADA			10,699

TABLE - 2 IMPORTS INTO PUERTO RICO FROM FOREIGN COUNTRIES, BY COMMODITY AND COUNTRY OF ORIGIN
FISCAL YEAR 2003

COMM CODE	DESCRIPTION AND COUNTRY	UNIT	QUANTITY	VALUE - $
	MALAYSIA			2,650,126
8538904000	ASSMB O/T PC FOR 8535.90.40,8536.30.40,8536.50.40	X		18,584
	DOMINICAN REPUBLIC			18,584
8538906000	MOLDED PTS SUIT FOR USE WITH APT IN 8535,8536,8537	X		37,446
	CHINA,PEOPLE'S REP.(MAINLAND)			37,446
8538908020	PARTS OF AUTOMATIC CIRCUIT BREAKERS	X		2,704,240
	BRAZIL			755,780
	CANADA			11,127
	CHINA,PEOPLE'S REP.(MAINLAND)			1,869,444
	FRANCE			4,097
	GERMANY			10,665
	MALAYSIA			36,160
	SINGAPORE			16,967
8538908040	ELECTRICAL METAL CONTACTS FOR HEADING 8535, 36, 37	X		21,567
	CHINA,PEOPLE'S REP.(MAINLAND)			21,567
8538908060	PARTS NESOI OF SWITCHGEAR, FOR HD 8535,36,37	X		5,750
	CHINA,PEOPLE'S REP.(MAINLAND)			5,750
8538908080	PARTS SUITABLE FOR USE WITH APTS IN 8535, 36, 37	X		2,862,211
	CANADA			33,244
	CHINA (TAIWAN)			57,698
	CHINA,PEOPLE'S REP.(MAINLAND)			47,468
	DOMINICAN REPUBLIC			2,033,886
	FRANCE			4,500
	GERMANY			63,614
	HONG KONG			380,169
	INDIA			4,159
	IRELAND			20,000
	ITALY			79,627
	MALAYSIA			2,056
	SAINT KITTS AND NEVIS			2,076
	SPAIN			118,250
	TURKEY			12,384
	UNITED KINGDOM OF GT BRITAIN			3,080
8539100010	SEALED BEAM LAMP UNDER 15.24cm FOR VEHICLES	NO	2,532	29,978
	CHINA (TAIWAN)		2,532	29,978
8539100050	SEALED BEAM LAMPS 15.24CM OR OVER FOR VEHICLES	NO	1,856	13,064
	CHINA (TAIWAN)		376	10,914
	CHINA,PEOPLE'S REP.(MAINLAND)		1,480	2,150
8539212040	TUNGSTEN HALOGEN FILAMENT LAMPS N/O 100V, FOR VEH.	NO	24,587	84,139
	CHINA (TAIWAN)		2,983	47,090
	CHINA,PEOPLE'S REP.(MAINLAND)		21,604	37,049
8539212080	TUNGSTEN HALOGEN FILAMENT LAMPS N/O 100V, NESOI	NO	276,330	805,013
	CHINA (TAIWAN)		41,330	628,113
	CHINA,PEOPLE'S REP.(MAINLAND)		209,000	157,400
	HONG KONG		26,000	19,500
8539214040	TUNGSTEN HALOGEN FILAMENT LAMPS >100V,POWER < 500W	NO	2,520	4,410
	CHINA,PEOPLE'S REP.(MAINLAND)		2,520	4,410
8539224000	CHRISTMAS-TREE LAMPS > 100 V BUT NOT > 200 W	NO	589,330	31,956
	CHINA,PEOPLE'S REP.(MAINLAND)		9,330	2,194
	SWITZERLAND		580,000	29,762
8539228040	FILMNT LAMPS,INC STANDARD,> 100V,POWER 15 - 150 W	NO	2,563,331	451,911
	CHINA,PEOPLE'S REP.(MAINLAND)		2,563,310	448,577
	ITALY		21	3,334
8539228060	FILAMENT LAMPS, < 15W, OTHER THAN 3-WAY OR DCRTV	NO	72	4,408
	FRANCE		72	4,408
8539228070	FILAMENT LAMPS > 150 W	NO	1,062	20,572
	CHINA,PEOPLE'S REP.(MAINLAND)		1,062	20,572
8539293050	LAMPS NESOI, 12 V BUT NT OVER 14 V	NO	774,048	163,229
	CHINA (TAIWAN)		136,688	74,802
	CHINA,PEOPLE'S REP.(MAINLAND)		637,360	88,427
8539293060	LAMPS NESOI =< 100 V, FILAMENT	NO	978,300	77,683
	CHINA (TAIWAN)		313,300	48,683
	CHINA,PEOPLE'S REP.(MAINLAND)		665,000	29,000
8539294000	LAMPS NESOI > 100 V, FILAMENT	NO	52,220	21,490
	CHINA,PEOPLE'S REP.(MAINLAND)		52,140	18,975
	ITALY		80	2,515
8539310040	DISCHRGE LAMPS,(EX ULTRA), FLUORESCENT,HOT CATHODE	NO	960	2,448
	CHINA,PEOPLE'S REP.(MAINLAND)		960	2,448

TABLE - 2 IMPORTS INTO PUERTO RICO FROM FOREIGN COUNTRIES, BY COMMODITY AND COUNTRY OF ORIGIN
FISCAL YEAR 2003

COMM CODE	DESCRIPTION AND COUNTRY	UNIT	QUANTITY	VALUE - $
8539310060	DSCHRGE LMPS,(EX ULTRVIO.),FLRSCENT,SNGLE SCREW-IN	NO	69,600	557,902
	CHINA,PEOPLE'S REP.(MAINLAND)		69,600	557,902
8539310070	DISCHRGE LAMPS,(EX ULTRAVIOLET), FLUORESCENT,NESOI	NO	105,587	235,380
	CANADA		100	2,500
	CHINA,PEOPLE'S REP.(MAINLAND)		31,942	146,858
	GERMANY		5,085	7,702
	THAILAND		68,460	78,320
8539390000	DISCHARGE LAMPS, (NOT ULTRAVIOLET), NESOI	NO	297	5,643
	CHINA,PEOPLE'S REP.(MAINLAND)		297	5,643
8541100060	MICROWAVE DIODES	NO	680	4,588
	ITALY		680	4,588
8541100070	SEMICONDUCTOR DIODES NOT PHOTOSENSITVE =< 0.5 A	NO	1,810	14,696
	INDIA		1,000	6,812
	ITALY		810	7,884
8541290095	TRANSISTORS EXC PHOTOSENSITIVE, 1W &>, FREQ.<30MHG	NO	3,000	2,310
	CHINA,PEOPLE'S REP.(MAINLAND)		3,000	2,310
8541402000	PHOTOSENSITIVE SEMICONDUCTOR DEVICES, LED'S	NO	353,773	52,295
	CHINA (TAIWAN)		156,053	25,200
	KOREA,REP. OF (SOUTH KOREA)		197,720	27,095
8541406020	SOLAR CELLS ASSEMBLED INTO MODULES OR PANELS	NO	10	5,050
	SPAIN		10	5,050
8541406050	PHOTOSENSITIVE DIODES, NESOI	NO	1,000,000	17,950
	CHINA,PEOPLE'S REP.(MAINLAND)		1,000,000	17,950
8541600050	MOUNTED PIEZOELECTRIC CRYSTALS, QUARTZ,5-20 MHZ	NO	30	5,550
	FRANCE		30	5,550
8541600060	MOUNTED PIEZOELECTRIC CRYSTALS, QUARTZ, > 20 MHZ	NO	8,000	6,232
	JAPAN		8,000	6,232
8541900000	PARTS FOR DIODES, TRANSISTORS & SMLR SEMICONDUCTRS	X		2,737
	JAPAN			2,737
8542218029	MONO IC,DGTL,MOS TRANS,DRAM, OVER 128 MEGABITS	NO	3,821	229,260
	GERMANY		1,607	96,420
	SINGAPORE		2,214	132,840
8542218060	MONOLITHIC IC, DIGITAL, SILICON, (MOS), NESOI	NO	380,000	844,100
	JAPAN		380,000	844,100
8542218071	MONO IC,DIG,SIL,MOS(ASIC)&(PLA)MICROPROC LT 8BITS	NO	19,800	63,814
	MALAYSIA		3,000	48,000
	THAILAND		16,800	15,814
8542218079	MONO IC,DIG,SIL,MOS (ASIC)&(PLA) MCRPROC GT 32BTS	NO	923	55,380
	GERMANY		923	55,380
8542218089	MNLTHC IC, DGTL, SLCN, BPL TRANS, EX MEMORY,NESOI	NO	15,277	19,483
	CHINA (TAIWAN)		7,777	2,333
	MALAYSIA		7,500	17,150
8542290030	MONOLITHIC IC, FREQUENCY LT 100 MHZ, LOGIC, NESOI	NO	700	4,791
	MALAYSIA		700	4,791
8542290040	MONOLITHIC IC,FREQ,LT100MHGZ, OTHR THN LGC, NESOI	NO	50,500	138,180
	MALAYSIA		44,000	99,440
	SINGAPORE		6,500	38,740
8542290050	MONOLITHIC IC,OPERATING FRQUENCY LT 100 MHZ, NESOI	NO	44,000	96,800
	MALAYSIA		32,000	70,400
	NETHERLANDS		12,000	26,400
8543200000	SIGNAL GENERATORS	NO	3	16,748
	GERMANY		3	16,748
8543899695	ELECTRICAL MACHINES AND APPARATUS, NESOI	X		525,498
	BRAZIL			13,409
	CANADA			7,550
	CHINA (TAIWAN)			6,743
	CHINA,PEOPLE'S REP.(MAINLAND)			228,517
	GERMANY			14,781
	JAPAN			8,756
	KOREA,REP. OF (SOUTH KOREA)			52,548
	NEW ZEALAND			5,448
	UNITED KINGDOM OF GT BRITAIN			187,746
8543906800	PARTS; PRINTED CIRCUIT ASSEMBLIES; NESOI	X		38,653
	CHINA (TAIWAN)			15,120
	CHINA,PEOPLE'S REP.(MAINLAND)			5,880
	THAILAND			17,653
8543908880	PARTS FOR ELECTRICAL MACHINES AND APPARATUS, NESOI	X		221,682
	CHINA (TAIWAN)			10,800

TABLE - 2 IMPORTS INTO PUERTO RICO FROM FOREIGN COUNTRIES, BY COMMODITY AND COUNTRY OF ORIGIN
FISCAL YEAR 2003

COMM CODE	DESCRIPTION AND COUNTRY	UNIT	QUANTITY	VALUE - $
	FINLAND			53,661
	SPAIN			8,426
	SWEDEN			148,795
8544110020	INSULATED WINDING WIRE, COPPER, =< 33 AWG (.18 MM)	KG	197,665	698,299
	BRAZIL		4,545	15,885
	MEXICO		193,120	682,414
8544110030	INSULATED WINDING WIRE, COPPER, <=22AWG & >=33AWG	KG	36,628	80,216
	BRAZIL		27,415	53,200
	MEXICO		9,213	27,016
8544110050	INSULATED WINDING WIRE, COPPER, NESOI	KG	132,624	873,441
	BRAZIL		18,417	39,114
	CANADA		13	2,450
	CHINA (TAIWAN)		2,241	12,102
	CHINA,PEOPLE'S REP.(MAINLAND)		9,400	19,156
	MEXICO		102,553	800,619
8544190000	INSULATED WINDING WIRE, NESOI	KG	25,814	114,728
	CHILE		22,135	99,560
	CHINA,PEOPLE'S REP.(MAINLAND)		3,679	15,168
8544200000	INSULATED COAXIAL CABLE AND COAXIAL ELECTRICAL CDT	KG	70,777	195,946
	BRAZIL		33,272	119,802
	CHINA,PEOPLE'S REP.(MAINLAND)		29,753	58,334
	HONG KONG		7,752	17,810
8544300000	INSULATED WIRING SETS FOR VEHICLES SHIPS AIRCRAFT	X		396,305
	CHINA (TAIWAN)			5,725
	JAPAN			302,391
	KOREA,REP. OF (SOUTH KOREA)			88,189
8544414000	INSLTD ELECT CONDUCTOR=<80V;W/CNTRS; TELECOMMUNCTN	X		23,730
	CHINA,PEOPLE'S REP.(MAINLAND)			19,277
	MEXICO			4,453
8544418000	INSULATD ELECTRIC CONDUCTOR=<80V W/CONNECTRS NESOI	X		405,297
	CANADA			6,184
	CHINA (TAIWAN)			104,050
	CHINA,PEOPLE'S REP.(MAINLAND)			111,404
	KOREA,REP. OF (SOUTH KOREA)			32,363
	MEXICO			144,066
	THAILAND			7,230
8544498000	OTHER INSULATED ELECTRIC CONDUCTORS =< 80 V NESOI	KG	4,957	21,841
	CHINA (TAIWAN)		373	2,320
	CHINA,PEOPLE'S REP.(MAINLAND)		2,253	7,911
	SINGAPORE		2,331	11,610
8544517000	OTH INSULTD ELECT CONDUCTOR;>80 BUT=<1000V;TELECOM	X		67,974
	CANADA			36,020
	CHINA,PEOPLE'S REP.(MAINLAND)			15,279
	DOMINICAN REPUBLIC			16,675
8544519000	OTH INSULATD ELEC CONDUCTOR >80 BUT =<1000V; NESOI	X		4,925,658
	CHINA (TAIWAN)			4,647
	CHINA,PEOPLE'S REP.(MAINLAND)			699,736
	DOMINICAN REPUBLIC			65,121
	IRELAND			19,385
	KOREA,REP. OF (SOUTH KOREA)			8,206
	MEXICO			1,081,803
	SWEDEN			4,297
	VENEZUELA			3,042,463
8544592040	INSULATED ELECTRIC CONDUCTORS > 600 V OF COPPER	KG	382,131	1,031,907
	COLOMBIA		55,183	75,038
	MEXICO		307,229	948,402
	VENEZUELA		19,719	8,467
8544592080	INSULATED ELECTRIC CONDUCTORS NESOI OF COPPER	KG	6,854,807	10,833,096
	CANADA		3,479,982	5,086,059
	CHILE		204,844	458,835
	COLOMBIA		1,811,232	3,941,626
	ECUADOR		98,222	211,068
	GERMANY		466	4,044
	MEXICO		260,468	571,527
	SWEDEN		215	3,186
	VENEZUELA		999,378	556,751
8544594000	INSULATED ELECTRIC CONDUCTORS >80 BUT =<1000 NESOI	KG	1,074,284	3,042,465
	CANADA		5,123	19,471

TABLE - 2 IMPORTS INTO PUERTO RICO FROM FOREIGN COUNTRIES, BY COMMODITY AND COUNTRY OF ORIGIN
FISCAL YEAR 2003

COMM CODE	DESCRIPTION AND COUNTRY	UNIT	QUANTITY	VALUE - $
	DOMINICAN REPUBLIC		3,003	241,519
	FRANCE		2,677	24,714
	MEXICO		953,494	2,557,653
	VENEZUELA		109,987	199,108
8544604000	INSULATED ELECTRIC CONDUCTORS > 1000 V, NESOI, CU	KG	238,361	678,150
	MEXICO		218,769	667,487
	VENEZUELA		19,592	10,663
8544606000	INSULATED ELECTRIC CONDUCTORS > 1000 V, NESOI	KG	2,034,269	4,167,379
	BRAZIL		48,245	79,890
	COSTA RICA		1,962,450	4,042,728
	HONDURAS		23,574	44,761
8545194000	CARBON ELECTRODES, NESOI	KG	37,881	43,447
	SPAIN		37,881	43,447
8545904000	ELECTRICAL CARBON AND GRAPHITE ARTICLES, NESOI	KG	1,538	5,200
	VENEZUELA		1,538	5,200
8546200030	ELECTRICAL INSULATORS, SPSSN PIN-TYPE OR LINE POST	NO	25,000	68,722
	CHINA,PEOPLE'S REP.(MAINLAND)		25,000	68,722
8546200090	INSULATORS, CERAMIC, ELECTRICAL, NESOI	NO	1,290,045	151,942
	BRAZIL		3,012	17,488
	CHINA,PEOPLE'S REP.(MAINLAND)		1,287,003	103,579
	JAPAN		30	30,875
8546900000	ELECTRICAL INSULATORS, NESOI	NO	1,599,835	476,396
	BRAZIL		6,642	48,039
	CANADA		1,954	94,362
	CHINA (TAIWAN)		950,950	216,213
	CHINA,PEOPLE'S REP.(MAINLAND)		259,400	14,895
	HONG KONG		800	9,175
	MALAYSIA		380,089	93,712
8547900010	INSULATING FITTINGS FOR MACHINES NESOI	NO	44,000	6,371
	CHINA,PEOPLE'S REP.(MAINLAND)		44,000	6,371
8547900020	ELECTRICAL CONDUIT LINED WITH INSULATION, TUBING	KG	15,440	14,411
	COLOMBIA		15,440	14,411
8547900040	ELECTRICAL CONDUIT LINED WITH INSULATION, JS NESOI	KG	496	25,995
	DENMARK		496	25,995
8548900000	ELECTRICAL PARTS OF MACHINERY NESOI IN CHAPTER 85	X		29,621
	JAPAN			2,489
	THAILAND			27,132
	VEHICLES,AIRCRAFT,VESSELS AND ASSOCIATED TRANSPORT EQUIPMENT	TOTAL		721,028,830
	RAILWAY OR TRAMWAY LOCOMOTIVES, ROLLING STOCK AND PARTS THEREOF; RAILWAY OR TRAMWAY TRACK FIXTURES AND FITTINGS AND PARTS THEREOF; MECHANICAL(INCLUDING ELECTROMECHANICAL) TRAFFIC SIGNALING EQUIPMENT OF ALL KINDS	TOTAL		189,272
8608000000	RAILWY TRK FIXTRS; MECH SIGNLNG, SAFTY, ETC; PARTS	X		156,206
	GERMANY			106,200
	ITALY			44,354
	NETHERLANDS			5,652
8609000000	CONTAINERS FOR ONE OR MORE MODES OF TRANSPORT	X		33,066
	GERMANY			23,846
	SWEDEN			9,220
	VEHICLES,OTHER THAN RAILWAY OR TRAMWAY ROLLING STOCK,AND PARTS AND ACCESSORIES THEREOF	TOTAL		716,052,391
8701200015	ROAD TRACTOR FR SEM-TRAILERS,GVW N/0 36,287 KG,NEW	NO	3	210,811
	MEXICO		3	210,811
8701200045	ROAD TRACTOR FR SEM-TRAILERS,GVW EXC 36,287 KG,NEW	NO	1	83,389
	MEXICO		1	83,389
8701301015	TRCK-LAYING TRCTS AGRCLTRL USE,ENG LESS 93.3KW	NO	10	638,002
	BRAZIL		1	57,558
	JAPAN		9	580,444

TABLE - 2 IMPORTS INTO PUERTO RICO FROM FOREIGN COUNTRIES, BY COMMODITY AND COUNTRY OF ORIGIN
FISCAL YEAR 2003

COMM CODE	DESCRIPTION AND COUNTRY	UNIT	QUANTITY	VALUE - $
8701301045	TRCK-LAYING TRCTS AGR, => 119.4 KW BUT < 194 KW	NO	10	1,438,227
	BRAZIL		6	1,163,756
	JAPAN		4	274,471
8701901005	TRCTS,AGRCLT USE,NEW PTO OF LESS 14.9 KW	NO	2	47,860
	MEXICO		2	47,860
8701901035	TRCTS,AGRL USE,NEW,PTO =>44.8KW BUT <59.7KW, NESOI	NO	105	2,188,758
	BRAZIL		22	560,600
	MEXICO		63	1,065,573
	UNITED KINGDOM OF GT BRITAIN		20	562,585
8701901040	TRCTS,AGRL USE,NEW,PTO,=>59.7KW BUT <74.6KW,NESOI	NO	1	9,459
	UNITED KINGDOM OF GT BRITAIN		1	9,459
8701901045	TRCTS,AGRL USE,NEW,PTO =>74.6KW BUT <89.5KW,NESOI	NO	21	512,982
	BRAZIL		5	126,700
	FRANCE		1	18,695
	MEXICO		11	261,777
	UNITED KINGDOM OF GT BRITAIN		4	105,810
8701901070	TRCTS,AGRL USE, NEW,EXC TRACK-LAYING AND PTO TYPE	NO	26	526,842
	BRAZIL		14	268,726
	MEXICO		4	43,116
	UNITED KINGDOM OF GT BRITAIN		8	215,000
8701901090	TRCTS,AGRL USE, USED, EXC TRACK-LAYING TYPE	NO	1	39,184
	GERMANY		1	39,184
8701905025	TRCTS, WTH NT ENG PWR OF 373 KW OR MORE, NESOI	NO	1	3,809
	AUSTRIA		1	3,809
8703105030	GOLF CARTS	NO	6	21,066
	KOREA,REP. OF (SOUTH KOREA)		6	21,066
8703105060	SPECIALLY DESIGNED VEHICLES, NESOI	NO	330	57,360
	CHINA,PEOPLE'S REP.(MAINLAND)		320	47,360
	DOMINICAN REPUBLIC		10	10,000
8703210000	PASS MTR VEH, SPARK IGN ENG, NOT OV 1,000 CC	NO	24	80,880
	AUSTRIA		15	61,766
	JAPAN		2	7,674
	UNITED KINGDOM OF GT BRITAIN		7	11,440
8703220000	PASS MTR VEH,SPARK IGN ENG, >1000CC BUT =<1500CC	NO	5,706	46,972,196
	JAPAN		3,568	31,832,242
	KOREA,REP. OF (SOUTH KOREA)		2,138	15,139,954
8703230022	STA WGN UN 160CM HGT, SPARK IGN,4 CYL, 1500-3000CC	NO	182	2,854,842
	GERMANY		9	172,843
	MEXICO		173	2,681,999
8703230024	STA WGN UN 160CM HGT, SPARK IGN,4 CYL, 1500-3000CC	NO	507	4,023,936
	KOREA,REP. OF (SOUTH KOREA)		473	3,471,782
	NETHERLANDS		34	552,154
8703230032	STA WAG,NESOI,VANS, SPARK IGN,4 CYL, 1500-3000CC	NO	98	1,580,906
	JAPAN		33	494,725
	MEXICO		65	1,086,181
8703230034	STA WAG,NESOI,VANS, SPARK IGN,4 CYL, 1500-3000CC	NO	4	52,982
	JAPAN		4	52,982
8703230038	STA WAG,NESOI,VANS, SPARK IGN,4 CYL, 1500-3000CC	NO	242	3,649,460
	JAPAN		242	3,649,460
8703230042	PASS MTR VEH,NESOI, SPARK IGN,4 CYL, 1500-3000CC	NO	2,287	28,411,701
	GERMANY		8	222,724
	JAPAN		297	5,404,769
	MEXICO		1,978	22,655,697
	SWEDEN		4	128,511
8703230044	PASS MTR VEH,NESOI, SPARK IGN,4 CYL, 1500-3000CC	NO	8,768	91,113,253
	BRAZIL		62	982,801
	GERMANY		291	6,782,115
	JAPAN		5,336	56,098,176
	KOREA,REP. OF (SOUTH KOREA)		2,143	15,531,671
	MEXICO		935	11,694,245
	SWEDEN		1	24,245
8703230046	PASS MTR VEH,NESOI, SPARK IGN,4 CYL, 1500-3000CC	NO	12,455	116,171,481
	JAPAN		9,544	90,949,041
	KOREA,REP. OF (SOUTH KOREA)		2,517	18,919,636
	NETHERLANDS		338	5,462,822
	UNITED KINGDOM OF GT BRITAIN		56	839,982
8703230048	PASS MTR VEH,NESOI, SPARK IGN,4 CYL, 1500-3000CC	NO	2,777	32,667,313
	JAPAN		2,321	28,315,867

TABLE - 2 IMPORTS INTO PUERTO RICO FROM FOREIGN COUNTRIES, BY COMMODITY AND COUNTRY OF ORIGIN
FISCAL YEAR 2003

COMM CODE	DESCRIPTION AND COUNTRY	UNIT	QUANTITY	VALUE - $
	KOREA,REP. OF (SOUTH KOREA)		456	4,351,446
8703230052	PASS MTR VEH,NESOI, SPARK IGN,4 CYL, 1500-3000CC	NO	4,601	68,822,107
	GERMANY		1	27,529
	JAPAN		4,192	63,715,106
	KOREA,REP. OF (SOUTH KOREA)		408	5,079,472
8703230062	PASS VEH,SPARK IGN,OV 4 BT NT OV 6 CYL,1500-3000CC	NO	368	6,330,246
	BRAZIL		7	136,139
	GERMANY		76	2,175,061
	JAPAN		32	545,937
	KOREA,REP. OF (SOUTH KOREA)		211	2,592,586
	MEXICO		42	880,523
8703230064	PASS VEH,SPARK IGN,OV 4 BT NT OV 6 CYL,1500-3000CC	NO	944	13,084,199
	GERMANY		2	62,811
	JAPAN		941	13,009,418
	KOREA,REP. OF (SOUTH KOREA)		1	11,970
8703230066	PASS VEH,SPARK IGN,OV 4 BT NT OV 6 CYL,1500-3000CC	NO	1,454	17,835,120
	GERMANY		6	208,081
	JAPAN		1,049	12,274,677
	KOREA,REP. OF (SOUTH KOREA)		384	4,909,623
	SWEDEN		15	442,739
8703230068	PASS VEH,SPARK IGN,OV 4 BT NT OV 6 CYL,1500-3000CC	NO	4,825	79,899,708
	BELGIUM		134	3,396,388
	GERMANY		13	317,855
	JAPAN		4,626	74,652,685
	NETHERLANDS		7	124,731
	SWEDEN		45	1,408,049
8703230074	3PASS VEH, SPARK IGN, OV 6 CYL, 1500-3000CC	NO	9	110,370
	JAPAN		9	110,370
8703230090	PASS VEH, SPARK IGN, CYL CAP 1500-3000CC, USED	NO	13	273,450
	FRANCE		2	175,000
	GERMANY		3	41,550
	JAPAN		6	49,400
	MEXICO		2	7,500
8703240052	PASS VEH,SPARK IGN, OV 4 BT NT OV 6 CYL,OV 3000 CC	NO	454	13,990,028
	GERMANY		69	5,385,754
	JAPAN		385	8,604,274
8703240054	PASS VEH,SPARK IGN, OV 4 BT NT OV 6 CYL,OV 3000 CC	NO	336	7,491,052
	JAPAN		336	7,491,052
8703240056	PASS VEH,SPARK IGN, OV 4 BT NT OV 6 CYL,OV 3000 CC	NO	136	2,404,053
	AUSTRALIA		92	1,631,006
	JAPAN		44	773,047
8703240058	PASS VEH,SPARK IGN, OV 4 BT NT OV 6 CYL,OV 3000 CC	NO	6,893	110,332,205
	JAPAN		4,652	78,493,330
	KOREA,REP. OF (SOUTH KOREA)		2,241	31,838,875
8703240062	PASS VEH,SPARK IGN, OV 6 CYL, OV 3000 CC	NO	205	7,292,022
	GERMANY		6	176,632
	ITALY		23	2,587,715
	JAPAN		176	4,527,675
8703240064	PASS VEH,SPARK IGN, OV 6 CYL, OV 3000 CC	NO	66	2,841,151
	GERMANY		46	2,460,911
	JAPAN		20	380,240
8703240066	PASS VEH,SPARK IGN, OV 6 CYL, OV 3000 CC	NO	27	1,028,186
	GERMANY		7	420,025
	JAPAN		20	608,161
8703240068	PASS VEH,SPARK IGN, OV 6 CYL, OV 3000 CC	NO	351	10,662,716
	JAPAN		351	10,662,716
8703240090	PASS MTR VEH, SPARK IGN, OVER 3000 CC, USED	NO	6	59,500
	GREECE		1	8,000
	JAPAN		2	12,000
	SWEDEN		1	14,500
	UNITED KINGDOM OF GT BRITAIN		2	25,000
8704105020	MOTR VEH,REAR DUMP,40.8 METRIC TONS OR LESS	NO	1	11,514
	NETHERLANDS		1	11,514
8704221020	CAB CHASSIS, TRUCK, DIESEL, GVW >5 BUT =< 9 M TON	NO	98	1,878,893
	JAPAN		98	1,878,893
8704221040	CAB CHASSIS, TRUCK, DIESEL, GVW >9 BUT =< 12 M TON	NO	5	120,093
	JAPAN		5	120,093
8704225020	TRUCK, DIESEL ENG, GVW >5 BUT =<9 M TONS	NO	3	13,500

TABLE - 2 IMPORTS INTO PUERTO RICO FROM FOREIGN COUNTRIES, BY COMMODITY AND COUNTRY OF ORIGIN
FISCAL YEAR 2003

COMM CODE	DESCRIPTION AND COUNTRY	UNIT	QUANTITY	VALUE - $
	CANADA		3	13,500
8705100050	MOBILE CRANES, NESOI	NO	3	602,909
	NETHERLANDS		3	602,909
8706001540	CHASSIS FITTED WITH ENGINES FOR VEH,NESOI,HEAD8703	NO	8	7,493
	ITALY		8	7,493
8706005000	CHASSIS FITTED WITH ENGINES FOR VEHICLES, NESOI	NO	2	3,020
	ITALY		2	3,020
8707100040	BODIES FOR VEHILES, NESOI, OF HEADING 8703	NO	45	64,564
	AUSTRIA		9	42,481
	ITALY		36	22,083
8708103010	STAMPINGS OF BUMPERS OF HEAD 8701 TO 8705	NO	1,475	28,150
	CHINA (TAIWAN)		1,413	23,627
	JAPAN		62	4,523
8708103050	BUMPERS, OTHER THAN STAMPINGS	NO	69,121	1,467,461
	CHINA (TAIWAN)		60,251	983,173
	CHINA,PEOPLE'S REP.(MAINLAND)		220	3,444
	GERMANY		78	8,869
	HONG KONG		150	2,700
	JAPAN		5,634	360,316
	KOREA,REP. OF (SOUTH KOREA)		2,788	108,959
8708106010	STAMPINGS FOR PARTS OF BUMPERS, HEAD 8701 TO 8705	NO	614	11,512
	CHINA (TAIWAN)		614	11,512
8708106050	PARTS OF BUMPERS, NESOI, OF HEADINGS 8701 TO 8705	NO	21,141	535,265
	CHINA (TAIWAN)		7,539	110,827
	CHINA,PEOPLE'S REP.(MAINLAND)		2,275	10,869
	ITALY		11	3,929
	JAPAN		9,702	354,393
	KOREA,REP. OF (SOUTH KOREA)		1,614	55,247
8708210000	SAFETY SEAT BELTS AND PARTS OF 8701 TO 8705	KG	860	12,229
	JAPAN		860	12,229
8708291000	INFLATORS & MODULES FOR AIRBAGS	NO	382	75,032
	AUSTRALIA		51	9,333
	JAPAN		280	58,892
	KOREA,REP. OF (SOUTH KOREA)		51	6,807
8708291500	DOOR ASSEMBLIES FOR OTHER PTS AND ACCESS OF BODIES	NO	6,791	72,898
	CHINA (TAIWAN)		6,480	38,482
	JAPAN		311	34,416
8708292000	BODY STAMPINGS FOR OTHER PTS & ACCESS OF BODIES	NO	28,634	987,272
	CANADA		1	2,100
	CHINA (TAIWAN)		16,432	330,157
	CHINA,PEOPLE'S REP.(MAINLAND)		145	4,390
	GERMANY		190	15,647
	ITALY		785	18,547
	JAPAN		9,459	523,151
	KOREA,REP. OF (SOUTH KOREA)		1,621	88,806
	MEXICO		1	4,474
8708295010	STAMPINGS OF OTHER PARTS & ACCS OF BODIES, NESOI	NO	15,424	184,705
	CHINA (TAIWAN)		200	3,945
	ITALY		150	6,837
	JAPAN		14,789	159,280
	KOREA,REP. OF (SOUTH KOREA)		235	12,020
	SWEDEN		50	2,623
8708295060	OTHER PTS AND ACC,NESOI,OF BODIES HDG 8701,8705	NO	295,412	4,794,873
	BRAZIL		1,648	11,292
	CHINA (TAIWAN)		173,699	2,557,419
	CHINA,PEOPLE'S REP.(MAINLAND)		2,837	49,067
	GERMANY		119	36,156
	HONG KONG		969	18,931
	ISRAEL		2,400	10,016
	ITALY		248	5,903
	JAPAN		62,752	1,302,252
	KOREA,REP. OF (SOUTH KOREA)		50,094	743,276
	NETHERLANDS		23	4,300
	PHILIPPINES		185	29,117
	SWEDEN		300	10,688
	UNITED KINGDOM OF GT BRITAIN		138	16,456
8708315000	MOUNTED BRAKE LININGS, VEH, NESOI, 8701 TO 8705	NO	24,649	432,399
	CHINA,PEOPLE'S REP.(MAINLAND)		11,380	27,694

TABLE - 2 IMPORTS INTO PUERTO RICO FROM FOREIGN COUNTRIES, BY COMMODITY AND COUNTRY OF ORIGIN
FISCAL YEAR 2003

COMM CODE	DESCRIPTION AND COUNTRY	UNIT	QUANTITY	VALUE - $
	JAPAN		12,136	382,426
	KOREA,REP. OF (SOUTH KOREA)		1,133	22,279
8708395010	BRAKE DRUMS AND ROTORS OF HEADING 8701 TO 8705	NO	56,804	457,888
	CHINA (TAIWAN)		1,162	12,010
	CHINA,PEOPLE'S REP.(MAINLAND)		50,303	341,113
	HONG KONG		2,126	10,260
	JAPAN		2,370	80,809
	KOREA,REP. OF (SOUTH KOREA)		641	7,446
	SWEDEN		202	6,250
8708395050	BRAKES,PARTS,NESOI,FOR VEHICLES, OF 8701,8705	NO	665,074	3,669,952
	BRAZIL		1,093	10,564
	CANADA		32,182	11,986
	CHINA (TAIWAN)		208,308	1,553,768
	CHINA,PEOPLE'S REP.(MAINLAND)		312,097	1,095,308
	DENMARK		100	2,049
	FRANCE		74	2,500
	GERMANY		977	21,182
	HONG KONG		6,180	24,401
	ITALY		17,070	90,438
	JAPAN		23,413	595,748
	KOREA,REP. OF (SOUTH KOREA)		43,178	206,510
	SPAIN		13,832	34,427
	THAILAND		6,570	21,071
8708402000	GEAR BOXES FOR VEHICLES OF HEADING 8703	NO	206	184,384
	CANADA		1	2,039
	JAPAN		154	148,657
	KOREA,REP. OF (SOUTH KOREA)		51	33,688
8708405000	GEAR BOXES FOR VEHICLES, NESOI	NO	1	9,087
	ITALY		1	9,087
8708505000	DRIVE AXLES WITH DIFFERENTIAL FOR VEHICLES,OF 8703	NO	471	54,966
	JAPAN		209	28,501
	KOREA,REP. OF (SOUTH KOREA)		262	26,465
8708605000	NON-DRIVING AXLES AND PARTS FOR VEH OF HD 8703	NO	3,090	7,267
	CHINA (TAIWAN)		3,090	7,267
8708704545	ROAD WHEELS, OF ALUMINUM, FOR VEHICLES, NESOI	NO	13,864	858,053
	BRAZIL		3,120	137,264
	CHINA (TAIWAN)		3,764	160,027
	CHINA,PEOPLE'S REP.(MAINLAND)		2,320	194,366
	GERMANY		15	19,037
	ITALY		473	95,026
	JAPAN		938	48,216
	KOREA,REP. OF (SOUTH KOREA)		63	3,178
	MEXICO		1,748	102,300
	NETHERLANDS		100	13,489
	SPAIN		184	16,464
	UNITED KINGDOM OF GT BRITAIN		1,139	68,686
8708704560	ROAD WHEELS FOR VEHICLES (EX ALUMINUM), NESOI	NO	11,967	527,739
	BRAZIL		4,234	162,510
	CHINA (TAIWAN)		650	25,700
	CHINA,PEOPLE'S REP.(MAINLAND)		6,904	320,054
	JAPAN		53	11,468
	KOREA,REP. OF (SOUTH KOREA)		126	8,007
8708706030	WHEEL RIMS FOR VEHICLES OTHER THAN TRACTORS	NO	5,596	376,599
	CHINA (TAIWAN)		1,972	19,246
	ITALY		1,474	166,159
	JAPAN		1,141	120,773
	SPAIN		1,009	70,421
8708706045	WHEEL COVERS & HUBCAPS FOR VEH. OTHER THAN TRACTOR	NO	81,019	1,424,597
	CHINA (TAIWAN)		52,011	337,771
	CHINA,PEOPLE'S REP.(MAINLAND)		14,562	170,569
	JAPAN		14,127	910,285
	KOREA,REP. OF (SOUTH KOREA)		291	2,042
	UNITED KINGDOM OF GT BRITAIN		28	3,930
8708706060	PARTS & ACCESSORIES F WHEELS F VEH O/T TRAC. NESOI	NO	241,268	145,289
	CANADA		228,240	16,344
	CHINA (TAIWAN)		7,414	71,091
	CHINA,PEOPLE'S REP.(MAINLAND)		3,598	37,714
	JAPAN		805	13,530

TABLE - 2 IMPORTS INTO PUERTO RICO FROM FOREIGN COUNTRIES, BY COMMODITY AND COUNTRY OF ORIGIN
FISCAL YEAR 2003

COMM CODE	DESCRIPTION AND COUNTRY	UNIT	QUANTITY	VALUE - $
	KOREA,REP. OF (SOUTH KOREA)		1,211	6,610
8708803000	SUSPENSION SHOCK ABSORBERS FOR VEHC, McPHER STRUTS	NO	9,874	378,233
	CHINA (TAIWAN)		555	3,744
	JAPAN		9,106	367,232
	KOREA,REP. OF (SOUTH KOREA)		213	7,257
8708804500	SUSPENSION SHOCK ABSORBERS FOR VEHICLES, NESOI	NO	46,316	738,743
	CHINA (TAIWAN)		10,687	47,492
	JAPAN		32,297	657,103
	KOREA,REP. OF (SOUTH KOREA)		922	23,060
	THAILAND		2,410	11,088
8708915000	RADIATORS FOR VEHICLES, NESOI	NO	10,347	351,688
	CANADA		1,945	14,134
	CHINA (TAIWAN)		4,249	118,423
	CHINA,PEOPLE'S REP.(MAINLAND)		1,660	50,349
	GERMANY		256	22,849
	JAPAN		1,801	121,468
	KOREA,REP. OF (SOUTH KOREA)		436	24,465
8708921000	MUFFLERS AND EXHAUST PIPES FOR TRACTORS FOR AGR	NO	47	3,497
	UNITED KINGDOM OF GT BRITAIN		47	3,497
8708925000	MUFFLERS AND EXHAUST PIPES FOR VEHICLES, NESOI	NO	37,191	506,443
	CHINA (TAIWAN)		11,938	132,671
	CHINA,PEOPLE'S REP.(MAINLAND)		3,010	76,775
	ITALY		29	3,306
	JAPAN		507	38,654
	KOREA,REP. OF (SOUTH KOREA)		510	44,272
	VENEZUELA		21,197	210,765
8708931500	CLUTCHES FOR TRACTORS SUITABLE FOR AGRICULTURL USE	NO	484	10,858
	BRAZIL		410	3,062
	MEXICO		14	2,331
	UNITED KINGDOM OF GT BRITAIN		60	5,465
8708936000	CLUTCHES FOR VEHICLES (EX TRAC F AGRIC USE) NESOI	NO	51,459	456,891
	CHINA (TAIWAN)		15,362	80,220
	CHINA,PEOPLE'S REP.(MAINLAND)		435	2,666
	ITALY		2,011	9,452
	JAPAN		10,124	151,175
	KOREA,REP. OF (SOUTH KOREA)		23,527	213,378
8708937500	PARTS OF CLUTCHES FOR VEHICLES (EX TRAC AGR) NESOI	NO	86,435	442,732
	CHINA (TAIWAN)		39,149	185,677
	CHINA,PEOPLE'S REP.(MAINLAND)		30,265	55,895
	ITALY		1,068	5,302
	JAPAN		10,458	133,272
	KOREA,REP. OF (SOUTH KOREA)		5,495	62,586
8708945000	STEERING WHEELS,STEERING COLUMNS,STEERING BOXES,VE	NO	329	54,179
	JAPAN		140	20,981
	KOREA,REP. OF (SOUTH KOREA)		189	33,198
8708991500	PARTS OF TRACTORS FOR AGR USE:OTH PRTS OF POWR TRN	NO	80	41,381
	ITALY		80	41,381
8708992100	PARTS OF TRACTORS FOR AGR USE:PRTS FOR STRNG SYSTM	NO	1,593	6,716
	CHINA (TAIWAN)		1,135	3,165
	KOREA,REP. OF (SOUTH KOREA)		458	3,551
8708992400	PARTS OF TRACTORS FOR AGRIC USE: NESOI OF HDG 8701	NO	420	23,335
	SPAIN		4	16,014
	UNITED KINGDOM OF GT BRITAIN		416	7,321
8708994300	PARTS OF TRACTORS,NESOI,EX AGR USE:PRTS SUSPN SYST	NO	10	5,470
	CHINA (TAIWAN)		10	5,470
8708994600	PARTS OF TRACTORS, EX AGR USE:PRTS FOR STRNG SYSTM	NO	7,610	21,736
	CHINA (TAIWAN)		7,610	21,736
8708994960	PARTS,NESOI,OF TRACTORS,NESOI,OF HEADING 8701,8705	NO	77,210	156,604
	CHINA,PEOPLE'S REP.(MAINLAND)		72,628	45,463
	KOREA,REP. OF (SOUTH KOREA)		3,726	59,453
	PHILIPPINES		70	2,095
	VENEZUELA		786	49,593
8708995500	VIB CTRL GDS RB:NESOI OF MOTOR VEH,NESOI 8701-8705	NO	392,664	996,574
	CHINA (TAIWAN)		166,652	274,335
	INDIA		6,315	15,788
	ISRAEL		1,681	5,911
	JAPAN		19,966	210,581
	KOREA,REP. OF (SOUTH KOREA)		16,945	86,438

TABLE - 2 IMPORTS INTO PUERTO RICO FROM FOREIGN COUNTRIES, BY COMMODITY AND COUNTRY OF ORIGIN
FISCAL YEAR 2003

COMM CODE	DESCRIPTION AND COUNTRY	UNIT	QUANTITY	VALUE - $
	THAILAND		181,105	403,521
8708996100	PARTS,NESOI,OF MOTOR VEH,NESOI, 8701-8705: AIRBAGS	NO	24	5,356
	KOREA,REP. OF (SOUTH KOREA)		24	5,356
8708996400	PARTS OF MOTOR VEH,NESOI, 8701-8705:1/2 & DRV SHFT	NO	4,639	122,911
	CHINA,PEOPLE'S REP.(MAINLAND)		4,142	45,274
	JAPAN		431	74,598
	KOREA,REP. OF (SOUTH KOREA)		66	3,039
8708996710	PARTS MOTR VEH,PRTS PWR TRNS, FRGD UNIV JNTS 8703	NO	30,598	85,534
	CHINA (TAIWAN)		5,006	9,485
	CHINA,PEOPLE'S REP.(MAINLAND)		25,570	70,728
	JAPAN		22	5,321
8708996790	PARTS OF MOTOR VEH,NESOI 8701-8705:OT PRTS PWR TRN	NO	28,033	656,801
	CHINA (TAIWAN)		2,928	18,221
	CHINA,PEOPLE'S REP.(MAINLAND)		17,015	145,594
	GERMANY		1,087	11,176
	JAPAN		5,760	459,959
	KOREA,REP. OF (SOUTH KOREA)		1,243	21,851
8708997060	PARTS,NESOI,OF MOTOR VEHICLES,NESOI, HDS 8701-8705	NO	397,768	1,547,263
	CHINA (TAIWAN)		321,109	986,964
	CHINA,PEOPLE'S REP.(MAINLAND)		46,077	77,249
	GERMANY		1,294	73,656
	ITALY		35	2,515
	JAPAN		16,820	280,377
	KOREA,REP. OF (SOUTH KOREA)		12,433	126,502
8708997360	PARTS,NESOI,OF MOTOR VEHICLES,NESOI, HD8701-8705	NO	190,769	925,290
	CHINA (TAIWAN)		164,099	635,023
	JAPAN		18,595	259,411
	KOREA,REP. OF (SOUTH KOREA)		3,585	26,093
	THAILAND		4,490	4,763
8708998005	BRK HOSES-PLASTC.W/ATTCHD FIT OF VEH 8701 TO 8705	NO	12,484	19,443
	CHINA (TAIWAN)		12,484	19,443
8708998015	DOUBLE FLANGED WHEEL HUB UNITS, NESOI	NO	6,747	108,489
	CHINA (TAIWAN)		5,403	68,584
	JAPAN		877	31,305
	KOREA,REP. OF (SOUTH KOREA)		467	8,600
8708998080	PARTS,NESOI,OF MOTOR VEHICLES,NESOI, HDS 8701-8705	NO	547,077	2,109,061
	ARGENTINA		685	19,360
	BRAZIL		282	61,970
	CHINA (TAIWAN)		300,173	796,725
	CHINA,PEOPLE'S REP.(MAINLAND)		149,923	395,049
	COLOMBIA		7,880	5,983
	GERMANY		5,945	94,820
	ITALY		810	19,833
	JAPAN		47,352	342,275
	KOREA,REP. OF (SOUTH KOREA)		28,939	229,343
	MALAYSIA		453	22,542
	MEXICO		52	2,644
	PANAMA		2,502	12,009
	SWEDEN		333	19,506
	UNITED KINGDOM OF GT BRITAIN		448	10,985
	VENEZUELA		1,300	76,017
8711100000	MOTOCYCLES (INCL MOPEDS),PIST,ENG,CYL,NOT,EXC 50CC	NO	5,899	1,260,548
	CHINA (TAIWAN)		151	191,221
	CHINA,PEOPLE'S REP.(MAINLAND)		5,627	960,449
	ITALY		50	91,246
	JAPAN		6	2,100
	KOREA,REP. OF (SOUTH KOREA)		55	4,400
	SPAIN		10	11,132
8711200030	MOTORCYCLES EXCEEDING 50CC,NOT EXCEEDING 90CC	NO	504	515,450
	AUSTRIA		4	4,220
	CHINA (TAIWAN)		217	262,699
	CHINA,PEOPLE'S REP.(MAINLAND)		30	2,940
	DOMINICAN REPUBLIC		65	28,975
	JAPAN		188	216,616
8711200060	MOTORCYCLES EXCEEDING 90CC,NOT EXCEEDING 190CC	NO	34	91,682
	AUSTRIA		4	14,612
	CHINA (TAIWAN)		12	22,773
	JAPAN		18	54,297

TABLE - 2 IMPORTS INTO PUERTO RICO FROM FOREIGN COUNTRIES, BY COMMODITY AND COUNTRY OF ORIGIN
FISCAL YEAR 2003

COMM CODE	DESCRIPTION AND COUNTRY	UNIT	QUANTITY	VALUE - $
8711200090	MOTORCYCLES EXCEEDING 190 CC,BUT NOT EXCEEDING 250	NO	139	357,615
	AUSTRIA		9	37,138
	CHINA (TAIWAN)		10	19,788
	CHINA,PEOPLE'S REP.(MAINLAND)		3	3,300
	JAPAN		117	297,389
8711300060	MOTORCYCLES EXCEEDING 290CC NOT EXCEEDING 490CC	NO	121	377,813
	AUSTRIA		5	21,120
	JAPAN		116	356,693
8711300090	MOTORCYCLES EXCEEDING 490CC NOT EXCEEDING 500CC	NO	61	177,541
	JAPAN		61	177,541
8711403000	MOTORCYCLES EXCEEDING 500CC NOT EXCEEDING 700CC	NO	141	608,199
	JAPAN		141	608,199
8711500060	MOTORCYCLES EXCEEDING 970 CC	NO	147	962,851
	CANADA		2	12,700
	JAPAN		145	950,151
8711900000	MOTORCYCLES (INCLUDING MOPEDS), NESOI	NO	12,168	826,283
	CHINA,PEOPLE'S REP.(MAINLAND)		12,168	826,283
8712001510	BICYCLES HAVING BOTH WHEELS NOT EXCD 50CM DIAMETER	NO	44,477	883,788
	CHINA (TAIWAN)		4,898	264,298
	CHINA,PEOPLE'S REP.(MAINLAND)		39,579	619,490
8712001520	BICYCLES HAVING BOTH WHEELS EXCD 50CM,NT EXC 55CM	NO	8,575	232,688
	CHINA (TAIWAN)		467	35,863
	CHINA,PEOPLE'S REP.(MAINLAND)		8,108	196,825
8712001550	BICYCLES HAVING BOTH WHEELS EXCD 55CM,NT EX 63.5CM	NO	25,826	1,081,213
	CHINA (TAIWAN)		2,794	90,933
	CHINA,PEOPLE'S REP.(MAINLAND)		23,032	990,280
8712002500	BICYCLES; BOTH WHEELS >63.5CM DIAMETER,WGT <16.3KG	NO	98	32,123
	CHINA (TAIWAN)		45	8,917
	CHINA,PEOPLE'S REP.(MAINLAND)		35	5,843
	SPAIN		18	17,363
8712003500	BICYCLES HAVING BOTH WHEELS EXC 63.5 CM DIAM,NESOI	NO	4,467	190,076
	CHINA,PEOPLE'S REP.(MAINLAND)		4,465	181,565
	ITALY		2	8,511
8712004400	BICYCLES,FRNT WHL 55N/O65.5,REAR>65.5,WT<16.3>$200	NO	105	46,476
	CHINA,PEOPLE'S REP.(MAINLAND)		105	46,476
8712004800	BICYCLES, NESOI	NO	875	34,504
	CHINA,PEOPLE'S REP.(MAINLAND)		875	34,504
8712005000	CYCLES, NESOI	NO	74	7,863
	CHINA (TAIWAN)		74	7,863
8713100000	INVALID CARRIAGES, NOT MECHANICALLY PROPELLED	NO	1,709	268,620
	CHINA (TAIWAN)		154	129,845
	CHINA,PEOPLE'S REP.(MAINLAND)		1,555	138,775
8713900060	INVALID CARRIAGES, NESOI	NO	160	61,645
	CHINA (TAIWAN)		160	61,645
8714190060	PARTS, NESOI, OF MOTORCYCLES	KG	3,615	125,433
	CHINA,PEOPLE'S REP.(MAINLAND)		771	10,346
	ITALY		115	3,150
	JAPAN		2,729	111,937
8714912000	FRAMES OF BICYCLES & OTHER CYCLES VALUE > $600 EA	NO	8	4,536
	FRANCE		8	4,536
8714913000	FRAMES OF BICYC & OTHER CYCLES VAL = OR < $600 EA	NO	15	5,213
	SPAIN		15	5,213
8714915000	SETS OF STEEL TUBING CUT TO EXACT LENGTH, NESOI	KG	548	2,067
	CHINA (TAIWAN)		548	2,067
8714921000	WHEEL RIMS AND PARTS OF HEADINGS 8711 TO 8713	KG	54,938	416,816
	CHINA (TAIWAN)		2,357	11,309
	ITALY		28,623	247,171
	SPAIN		23,958	158,336
8714930500	HUBS, ALUMINUM, HOLLOW AXLE OF CHAPTER 8711 - 8713	NO	4,000	6,280
	CHINA (TAIWAN)		4,000	6,280
8714937030	MULTIPLE FREE-WHEEL SPROKETS OF HEADS 8711 TO 8713	NO	3,710	6,673
	CHINA (TAIWAN)		2,060	4,396
	CHINA,PEOPLE'S REP.(MAINLAND)		1,650	2,277
8714937060	FREE-WHEEL SPROKET-WHEELS, NESOI	KG	2,295	6,777
	CHINA (TAIWAN)		602	3,664
	CHINA,PEOPLE'S REP.(MAINLAND)		1,693	3,113
8714943020	CALIPER BRAKES, NESOI, OF HEADING 8711 TO 8713	NO	16,079	9,402
	CHINA (TAIWAN)		11,879	7,001

TABLE - 2 IMPORTS INTO PUERTO RICO FROM FOREIGN COUNTRIES, BY COMMODITY AND COUNTRY OF ORIGIN
FISCAL YEAR 2003

COMM CODE	DESCRIPTION AND COUNTRY	UNIT	QUANTITY	VALUE - $
	CHINA,PEOPLE'S REP.(MAINLAND)		4,200	2,401
8714943080	BRAKE PRTS (INCL DRUM) NESOI, OF HEADING 8711-8713	KG	8,085	36,264
	CHINA (TAIWAN)		8,085	36,264
8714950000	SADDLES FOR VEHICLES OF HEADING 8711 TO 8713	NO	26,190	35,221
	CHINA (TAIWAN)		26,190	35,221
8714961000	PEDALS AND PARTS FOR VEHICLES OF HDG 8711 TO 8713	KG	4,687	34,865
	CHINA (TAIWAN)		4,516	23,712
	FRANCE		171	11,153
8714969000	CRANK-GEAR, NESOI, AND PARTS OF HDG 8711 TO 8713	KG	618	2,334
	CHINA (TAIWAN)		618	2,334
8714991000	CLICK TWIST GRIPS AND CLICK STICK LEVERS	KG	1,601	10,938
	CHINA (TAIWAN)		1,601	10,938
8714995000	DERAILLEURS AND PARTS OF HEADINGS 8711 TO 8713	KG	591	2,381
	CHINA (TAIWAN)		591	2,381
8714998000	PARTS AND ACCESSORIES, NESOI, OF VEHICLES	KG	31,961	128,404
	CHINA (TAIWAN)		29,094	119,120
	CHINA,PEOPLE'S REP.(MAINLAND)		2,867	9,284
8715000020	BABY CARRIAGES (INCLUDING STROLLERS)	NO	17,745	165,766
	CHINA (TAIWAN)		625	4,511
	CHINA,PEOPLE'S REP.(MAINLAND)		17,042	159,028
	ITALY		78	2,227
8715000040	PARTS OF BABY CARRIAGES	KG	6,077	24,011
	CHINA (TAIWAN)		274	3,111
	CHINA,PEOPLE'S REP.(MAINLAND)		5,803	20,900
8716390020	TRAILERS AND SEMI-TR, NESOI, FOR VEH OF HEAD 8709	NO	6	1,539,716
	GERMANY		6	1,539,716
8716801000	FARM WAGONS AND CARTS	NO	3,988	87,003
	ARGENTINA		3	5,200
	MEXICO		3,985	81,803
8716805010	INDUSTRIAL HAND TRUCKS	NO	3,170	134,234
	CHINA,PEOPLE'S REP.(MAINLAND)		810	23,692
	IRELAND		240	66,000
	MEXICO		2,120	44,542
8716805090	VEHICLES NOT MECHANICALLY PROPELLED, NESOI	NO	42,216	532,004
	BRAZIL		344	17,531
	CANADA		120	3,231
	CHINA (TAIWAN)		2,000	14,425
	CHINA,PEOPLE'S REP.(MAINLAND)		24,704	238,999
	COLOMBIA		5,164	54,735
	MALAYSIA		2,032	37,638
	MEXICO		7,238	124,821
	SPAIN		147	7,370
	UNITED KINGDOM OF GT BRITAIN		467	33,254
8716901000	PARTS OF FARM WAGONS AND CARTS	KG	5,386	12,807
	MEXICO		5,386	12,807
8716905030	WHEELS FOR TRAILERS & OTHER VEH NOT MECH. PROPELLD	KG	50,654	93,988
	CHINA,PEOPLE'S REP.(MAINLAND)		28,513	46,117
	HONG KONG		22,141	47,871
8716905060	PARTS, NESOI F TRAILRS & OTH VEH NOT MECH PROPELLD	KG	556	4,637
	GERMANY		556	4,637
	AIRCRAFT,SPACECRAFT,AND PARTS THEREOF	TOTAL		224,032
8801100030	HANG GLIDERS	NO	2	5,852
	ITALY		2	5,852
8801900000	BALLOONS, DIRIGIBLES & OTHER NON-POWERED AIRCRAFT	X		21,492
	COLOMBIA			21,492
8803300030	OTH PRTS OF ARPLNS/HLCPTRS,NESOI,NT FR DOD OR USCG	KG	872	62,988
	FRANCE		862	55,000
	UNITED KINGDOM OF GT BRITAIN		10	7,988
8803300060	OTHER PARTS,NESOI,OF MILITARY AIRPLANES/HELICOPTRS	KG	4,618	7,352
	NEW ZEALAND		18	2,039
	POLAND		4,600	5,313
8803909060	OTHER PARTS,NESOI,FOR OTHER MILITARY AIR&SPACECRFT	KG	203	119,975
	FRANCE		109	57,410
	ITALY		56	5,365
	SWITZERLAND		38	57,200

TABLE - 2 IMPORTS INTO PUERTO RICO FROM FOREIGN COUNTRIES, BY COMMODITY AND COUNTRY OF ORIGIN
FISCAL YEAR 2003

COMM CODE	DESCRIPTION AND COUNTRY	UNIT	QUANTITY	VALUE - $
8804000000	PARACHUTES (ALSO DIRIGIBLE CHUTES) ROTOCHUTES&PART	KG	54	6,373
	SWEDEN		54	6,373
	SHIPS,BOATS AND FLOATING STRUCTURES	TOTAL		4,563,135
8903100015	INFLATABLE VESSELS,FR PLESUR/SPRT,RIDG HULL>$500	NO	63	100,954
	COSTA RICA		61	83,974
	UNITED KINGDOM OF GT BRITAIN		2	16,980
8903100045	INFLT YACHT,VESSEL,FR PLES,SPRT,NO RIDG HULL,>$500	NO	46	74,938
	VENEZUELA		46	74,938
8903100060	INFLATABLE VESSELS, FOR PLEASURE/SPORTS<=$500	NO	23	4,558
	CHINA,PEOPLE'S REP.(MAINLAND)		23	4,558
8903910035	SAILBOATS,WITH AUXILIARY MOTOR,>9.2M IN LENGTH	NO	1	245,000
	SOUTH AFRICA,REP.OF		1	245,000
8903910075	SALBOATS,WITHOUT AUXILIARY MOTOR,>6.5M&<=9.2M LONG	NO	1	35,920
	DENMARK		1	35,920
8903920065	CABIN CRUISERS,INBOARD POWERED,>8M IN LENGTH	NO	7	1,582,586
	AUSTRALIA		7	1,582,586
8903920070	MOTORBOAT(NO CABN CRUSRS)INBOARD POWRD,>8M LONG	NO	1	377,733
	ITALY		1	377,733
8903990500	CANOES (NORMALLY NOT USED WITH MOTORS OR SAILS)	NO	70	16,540
	FRANCE		70	16,540
8903991500	ROW BOATS(NORMALLY NOT USED WITH MOTRS/SAILS)	NO	78	17,907
	CANADA		78	17,907
8903992030	OUTBOARD MOTORBOATS,HULLS OF METAL>5 M IN LENGTH	NO	1	132,885
	ITALY		1	132,885
8903992045	OUTBRD MOTORBOATS,HULL REINFRCD PLSTIC,<=5M LONG	NO	8	33,617
	COLOMBIA		8	33,617
8903992060	OUTBRD MOTORBOATS,HULL REINFRCD PLASTIC,>5 M LONG	NO	23	113,736
	COLOMBIA		17	48,009
	COSTA RICA		5	48,389
	VENEZUELA		1	17,338
8903992075	OTHER OUTBOARD MOTORBOATS, NESOI	NO	21	30,214
	COLOMBIA		21	30,214
8903999000	OTHER YACHTS &VESSELS FOR PLEASURE OR SPORTS,NESOI	NO	404	1,741,180
	CANADA		388	1,735,388
	ITALY		16	5,792
8905901000	FLOATING DOCKS	T	2	8,358
	CANADA		2	8,358
8907100000	INFLATABLE RAFTS	NO	189	47,009
	CHINA,PEOPLE'S REP.(MAINLAND)		185	4,636
	JAPAN		2	10,991
	PORTUGAL		2	31,382
	OPTICAL,PHOTOGRAPHIC,CINEMATOGRAPHIC, MEASURING,CHECKING,PRECISION,MEDICAL OR SURGICAL INSTRUMENTS AND APPARATUS; CLOCKS AND WATCHES; MUSICAL INSTRUMENTS; PARTS AND ACCESSORIES THEREOF	TOTAL		260,126,170
	OPTICAL,PHOTOGRAPHIC,CINEMATOGRAPHIC, MEASURING,CHECKING,PRECISION,MEDICAL OR SURGICAL INSTRUMENTS AND APPARATUS; PARTS AND ACCESSORIES THEREOF	TOTAL		248,271,059
9001300000	CONTACT LENSES, UNMOUNTED	PRS	19,249	66,722
	ISRAEL		554	3,653
	JAPAN		16,824	58,548
	SINGAPORE		1,871	4,521
9001500000	SPECTACLE LENSES OF OTHER MATERIALS, UNMOUNTED	PRS	1,432	4,070
	SINGAPORE		1,432	4,070
9001904000	LENSES, UNMOUNTED, NESOI	NO	328	3,729
	SPAIN		328	3,729
9002208000	FILTERS AND PARTS EXCEPT PHOTOGRAPHIC	X		5,000
	BELGIUM			5,000
9003110000	FRAMES AND MOUNTINGS OF PLASTICS	DOZ	147	9,864
	HONG KONG		133	6,700
	SPAIN		14	3,164

TABLE - 2 IMPORTS INTO PUERTO RICO FROM FOREIGN COUNTRIES, BY COMMODITY AND COUNTRY OF ORIGIN
FISCAL YEAR 2003

COMM CODE	DESCRIPTION AND COUNTRY	UNIT	QUANTITY	VALUE - $
9003190000	FRAMES AND MOUNTINGS OF OTHER MATERIALS	DOZ	67	23,450
	SPAIN		67	23,450
9004100000	SUNGLASSES	DOZ	7,342	251,324
	CHINA (TAIWAN)		2,100	36,540
	CHINA,PEOPLE'S REP.(MAINLAND)		4,464	54,835
	FRANCE		43	100,315
	GERMANY		6	7,142
	ITALY		64	30,780
	MEXICO		432	6,221
	PERU		154	4,536
	SWITZERLAND		3	7,679
	VENEZUELA		76	3,276
9004900000	SPECTACLES, ETC, CORRECTIVE, PROTECTIVE, NESOI	DOZ	8,980	87,914
	AUSTRIA		1	3,125
	CHINA (TAIWAN)		2,474	34,245
	CHINA,PEOPLE'S REP.(MAINLAND)		5,183	42,301
	HONG KONG		1,044	3,633
	ITALY		8	2,402
	MEXICO		270	2,208
9005100080	BINOCULARS, NESOI	NO	10,000	5,300
	HONG KONG		10,000	5,300
9006530020	ONE TIME USE CAMERAS, 35MM FILM, NO FLASH, NESOI	NO	19,226	70,615
	CHINA,PEOPLE'S REP.(MAINLAND)		7,226	48,763
	HONG KONG		12,000	21,852
9006530050	OTHER CAMERAS, 35MM FILM,WITH BUILT-IN ELECT FLASH	NO	52,678	329,343
	CHINA,PEOPLE'S REP.(MAINLAND)		52,678	329,343
9006530070	OTHER CAMERAS, ROLL FILM 35MM, NO FLASH, NESOI	NO	988	20,836
	CHINA,PEOPLE'S REP.(MAINLAND)		288	10,307
	INDIA		200	3,727
	MEXICO		250	4,760
	NETHERLANDS		250	2,042
9006910000	PARTS AND ACCESSORIES FOR PHOTOGRAPHIC CAMERAS	X		4,581
	CHINA,PEOPLE'S REP.(MAINLAND)			4,581
9006990000	PTS, PHOTOGRAPHIC FLASHLIGHT EXC OF HEADING 8539,	X		8,581
	INDIA			8,581
9007198080	CINEMATOGRAPHIC CAMERAS, OVER 16 MM, NESOI	NO	1	107,437
	GERMANY		1	107,437
9007914000	PARTS FOR CAMERAS	X		150,773
	GERMANY			134,296
	JAPAN			8,790
	UNITED KINGDOM OF GT BRITAIN			7,687
9008300000	IMAGE PROJECTORS, OTHER THAN CINEMATOGRAPHIC	NO	1,500	10,950
	CHINA,PEOPLE'S REP.(MAINLAND)		1,500	10,950
9009110000	ELECTROSTATIC PHOTOCOPYING IMAGE DIRECTLY ON COPY	NO	6	29,430
	CHINA,PEOPLE'S REP.(MAINLAND)		1	2,624
	JAPAN		5	26,806
9009120000	ELECTROSTATIC PHOTOCOPYING IMAGE, INDIRECT PROCESS	NO	141	125,266
	JAPAN		36	59,457
	MALAYSIA		8	3,907
	MEXICO		18	7,229
	PHILIPPINES		79	54,673
9009210000	PHOTOCOPYING APPARATUS HAVING AN OPTICAL SYSTEM	NO	5	4,832
	PHILIPPINES		5	4,832
9009910000	AUTO DOC FEEDERS FOR PHOTOCOPY & THERMOCOPY APPART	NO	50	2,132
	PHILIPPINES		50	2,132
9009994000	PART EXCL. PHOTORECEPTORS OF ELECTROSTAT COPY MACH	X		27,855
	JAPAN			19,763
	PHILIPPINES			8,092
9009998070	PART & ACCESSORIES OF OTHER PHOTOCOPYING APPARATUS	X		7,753
	JAPAN			3,416
	PHILIPPINES			4,337
9009998090	PART & ACCESSORIES OF PHOTOCOPYING APPARATUS,NESOI	X		834,349
	CHINA,PEOPLE'S REP.(MAINLAND)			43,995
	JAPAN			782,395
	URUGUAY			7,959
9010100000	APPARATUS & EQUIP, AUTOMATIC DEVELOPING PHOTO FILM	X		16,015
	GERMANY			7,837
	SWITZERLAND			8,178

TABLE - 2 IMPORTS INTO PUERTO RICO FROM FOREIGN COUNTRIES, BY COMMODITY AND COUNTRY OF ORIGIN
FISCAL YEAR 2003

COMM CODE	DESCRIPTION AND COUNTRY	UNIT	QUANTITY	VALUE - $
9010600000	PROJECTION SCREENS	NO	13	3,790
	UNITED KINGDOM OF GT BRITAIN		13	3,790
9010909000	PTS & ACCESSORIES OF PHOTO APPARATUS & EQUIP,NESOI	X		9,177
	GERMANY			9,177
9011104000	STEREOSCOPIC MICROSCOPES WITH MEANS TO PHOTO IMAGE	NO	1	26,987
	GERMANY		1	26,987
9011108000	STEREOSCOPIC MICROSCOPES, NESOI	NO	128	187,695
	GERMANY		7	54,733
	ITALY		121	132,962
9011800000	OTHER COMPOUND OPTICAL MICROSCOPES, NESOI	NO	6	266,212
	FRANCE		6	266,212
9011900000	PTS & ACCESSORIES FOR COMPOUND OPTICAL MICROSCOPES	X		153,594
	AUSTRIA			8,252
	SINGAPORE			25,576
	SWITZERLAND			119,766
9012100000	MICROSCOPES, EXC OPTICAL; DIFFRACTION APPARATUS	X		20,955
	UNITED KINGDOM OF GT BRITAIN			20,955
9012900000	PTS FOR MICROSCOPES, EXC OPTICAL; DIFFRACTION	X		46,197
	UNITED KINGDOM OF GT BRITAIN			46,197
9013200000	LASERS, OTHER THAN LASER DIODES	NO	69	195,461
	GERMANY		57	152,500
	SWITZERLAND		12	42,961
9013802000	HAND MAGNIFIERS, MAGNIFYING GLASSES, ETC	NO	7,000	2,310
	CHINA,PEOPLE'S REP.(MAINLAND)		7,000	2,310
9013807000	FLAT PANEL DISPLAYS OTHER THAN FOR ARTICLS OF 8528	NO	150	18,750
	SINGAPORE		150	18,750
9013809000	OPTICAL DEVICES, APPLIANCES & INSTRUMENTS, NESOI	X		9,240
	CHINA,PEOPLE'S REP.(MAINLAND)			7,006
	IRELAND			2,234
9013905000	PARTS OF FLAT PANEL DISPLAYS OTH THAN FOR 8528	X		313,127
	KOREA,REP. OF (SOUTH KOREA)			313,127
9014109000	DIRECTION FINDING COMPASSES, EXCEPT ELECTRICAL	NO	7,200	2,160
	CHINA,PEOPLE'S REP.(MAINLAND)		7,200	2,160
9015404000	ELECTRICAL PHOTOGRAMMETRICAL SURVEYING INST& APPLN	X		21,000
	ARGENTINA			21,000
9015808040	GEOPHYSICAL INSTRUMENT & APPLIANCES, NESOI	X		25,865
	CANADA			25,865
9015808080	SURVEYING INSTRUMENT & APPLN, EXC COMPASSES, NESOI	X		150,762
	UNITED KINGDOM OF GT BRITAIN			150,762
9016002000	ELEC BALANCES OF A SENSITIVITY OF A 5 CG OR BETTER	X		506,918
	GERMANY			369,461
	SPAIN			2,211
	SWITZERLAND			123,153
	UNITED KINGDOM OF GT BRITAIN			12,093
9016006000	BALANCES OF A SENSITIVITY OF A 5CG OR BETTER,NESOI	X		2,371
	SWITZERLAND			2,371
9017108000	DRAFTING TABLE & MACHINES WHETH/NOT AUTOMAT, NESOI	X		26,792
	CHINA,PEOPLE'S REP.(MAINLAND)			26,792
9017204000	DIS CALCULATORS, & OTH MATH CALCULATING INSTRUMENT	X		20,948
	CHINA,PEOPLE'S REP.(MAINLAND)			7,567
	SPAIN			13,381
9017304000	MICROMETERS AND CALIPERS	NO	366	5,254
	CHINA (TAIWAN)		336	2,285
	ITALY		30	2,969
9017308000	GAUGES FOR MEASURING LENGTH	X		27,363
	CHINA,PEOPLE'S REP.(MAINLAND)			3,853
	KOREA,REP. OF (SOUTH KOREA)			17,262
	SPAIN			3,685
	SWITZERLAND			2,563
9017800000	OTHER INSTRUMENTS FOR MEASURING LENGTH, NESOI	X		125,127
	CHINA (TAIWAN)			22,135
	CHINA,PEOPLE'S REP.(MAINLAND)			98,687
	GERMANY			2,267
	MALAYSIA			2,038
9018113000	ELECTROCARDIOGRAPHS	NO	1	3,564
	INDIA		1	3,564
9018119000	PARTS AND ACCESSORIES FOR ELECTROCARDIOGRAPHS,NESO	X		30,771
	DENMARK			30,771

TABLE - 2 IMPORTS INTO PUERTO RICO FROM FOREIGN COUNTRIES, BY COMMODITY AND COUNTRY OF ORIGIN
FISCAL YEAR 2003

COMM CODE	DESCRIPTION AND COUNTRY	UNIT	QUANTITY	VALUE - $
9018120000	ULTRASONIC SCANNING APPARATUS	NO	28	730,185
	JAPAN		4	104,685
	KOREA,REP. OF (SOUTH KOREA)		24	625,500
9018130000	MAGNETIC RESONANCE IMAGING APPARATUS	NO	6	1,915,360
	AUSTRALIA		1	197,000
	FINLAND		2	730,509
	JAPAN		1	150,212
	NETHERLANDS		2	837,639
9018194000	APPARATUS, FUNCTIONAL EXPLORATORY EXAMINATION& PTS	X		146,052
	COLOMBIA			4,089
	GERMANY			41,984
	IRELAND			25,184
	ISRAEL			74,795
9018195500	PATIENT MONITORING SYSTEMS	X		8,828
	FINLAND			8,828
9018199550	OTHER ELECTRO-DIAGNOSTIC APPARATUS, NESOI	X		245,669
	JAPAN			204,582
	KOREA,REP. OF (SOUTH KOREA)			41,087
9018199560	PARTS&ACCESSORIES FOR ELECTRO-DIAGNOSTIC APPARATUS	X		92,328
	FINLAND			8,352
	JAPAN			83,976
9018310040	HYPODERMIC SYRINGES, WITH OR WITHOUT THEIR NEEDLES	NO	62,020	75,320
	BELGIUM		1,988	71,288
	HONG KONG		60,032	4,032
9018310080	SYRINGES, WITH OR WITHOUT THEIR NEEDLES, NESOI	NO	274,797	180,597
	INDIA		500	8,987
	NETHERLANDS		274,180	157,609
	SWEDEN		47	5,761
	SWITZERLAND		70	8,240
9018310090	PTS FOR SYRINGS, WITH OR WITHOUT THEIR NEEDLES	X		7,485,021
	COSTA RICA			1,178,410
	DOMINICAN REPUBLIC			20,540
	FRANCE			6,256,501
	INDIA			10,841
	UNITED KINGDOM OF GT BRITAIN			18,729
9018320000	TUBULAR METAL NEEDLES & NEEDLES FOR SUTURES &PARTS	X		1,664,511
	FRANCE			1,318,616
	JAPAN			345,895
9018390020	RUBBER CATHETERS	DOZ	13	3,445
	UNITED KINGDOM OF GT BRITAIN		13	3,445
9018390040	BOUGIES, DRAINS AND SONDES, & PARTS & ACCESSORIES	X		348,078
	COSTA RICA			277,912
	HONG KONG			60,011
	JAPAN			10,155
9018390050	CANNULAE AND THE LIKE AND PART AND ACCESSORIES	X		1,909,511
	IRELAND			38,322
	NETHERLANDS			93,453
	SWITZERLAND			1,777,736
9018410000	DENTAL DRILL ENGINES AND PARTS AND ACCESSORIES	X		4,557
	SPAIN			4,557
9018498080	INST & APPLIANCES FOR DENTAL SCIENCES & PTS, NESOI	X		5,983
	COLOMBIA			5,983
9018500000	OTHER OPHTHALMIC INSTRUMENTS & APPLIANCES & PARTS	X		144,024
	BRAZIL			12,915
	GERMANY			45,839
	IRELAND			40,486
	SWITZERLAND			44,784
9018902000	OPTICAL INSTRUMENTS AND APPLIANCES AND PARTS,NESOI	X		178,104
	FRANCE			3,041
	UNITED KINGDOM OF GT BRITAIN			175,063
9018904000	PERCUSSION HAMMERS,STETHOSCOPES&PTS OF STETHOSCOPE	X		5,320
	DOMINICAN REPUBLIC			5,320
9018905040	SPHYGMOMANOMETERS AND PARTS AND ACCESSORIES	X		11,929
	CHINA (TAIWAN)			11,929
9018905080	TENSIMETERS & OSCILLOMETERS, & PTS & ACCESSORIES,	X		2,775
	NETHERLANDS			2,775
9018906000	ELECTRO-SURGICAL INSTRUMENTS & APPLIANCES & PARTS	X		20,195
	GERMANY			14,487

TABLE - 2 IMPORTS INTO PUERTO RICO FROM FOREIGN COUNTRIES, BY COMMODITY AND COUNTRY OF ORIGIN
FISCAL YEAR 2003

COMM CODE	DESCRIPTION AND COUNTRY	UNIT	QUANTITY	VALUE - $
	UNITED KINGDOM OF GT BRITAIN			5,708
9018906400	DEFIBRILLATORS	NO	1	5,228
	GERMANY		1	5,228
9018907520	DIALYSIS INSTRUMENTS AND APPARATUS	NO	23	52,000
	CANADA		17	48,700
	JAMAICA		6	3,300
9018907570	PTS & ACCESSORIES OF DIALYSIS INST & APPARATUS	X		3,500
	CANADA			3,500
9018907580	ELECTRO-MEDICAL INST & APPLIANCES & PARTS, NESOI	X		522,907
	COSTA RICA			9,659
	GERMANY			316,725
	SINGAPORE			128,976
	UNITED KINGDOM OF GT BRITAIN			67,547
9018908000	INST & APPLIANCES FOR MEDICAL,SURGICAL, ETC,NESOI	X		208,509,781
	BELGIUM			1,537,564
	CHINA (TAIWAN)			6,750
	COSTA RICA			100,078,597
	DOMINICAN REPUBLIC			86,236,760
	FRANCE			1,095,320
	GERMANY			95,308
	INDIA			199,048
	IRELAND			79,970
	ISRAEL			2,207,350
	ITALY			803,787
	JAPAN			14,056,915
	KOREA,REP. OF (SOUTH KOREA)			2,400
	MALTA			8,929
	NETHERLANDS			1,560,966
	PAKISTAN			2,821
	SINGAPORE			274,186
	SWITZERLAND			110,078
	UNITED KINGDOM OF GT BRITAIN			153,032
9019102010	MECHANO-THERAPY APPLIANCES	NO	7	12,426
	FRANCE		2	3,170
	SPAIN		5	9,256
9019102020	MASSAGE APPARATUS;ELECTRIC;BATTERY POWER;HANDHELD	NO	11,156	9,120
	CHINA,PEOPLE'S REP.(MAINLAND)		11,156	9,120
9019102030	MASSAGE APPARATUS;ELECTRICAL;BATTERY POWER; NESOI	NO	1,633	13,996
	CHINA,PEOPLE'S REP.(MAINLAND)		1,632	6,446
	ITALY		1	7,550
9019102035	MASSAGE APPARATUS, POWERED BY AC ADAPTER	NO	8,022	61,665
	CHINA,PEOPLE'S REP.(MAINLAND)		8,022	61,665
9019102045	MASSAGE APPARATUS, ELECTRICAL, EXC BATTERY, NESOI	NO	187	40,237
	AUSTRALIA		1	5,011
	CHINA (TAIWAN)		14	11,440
	CHINA,PEOPLE'S REP.(MAINLAND)		149	11,399
	HONG KONG		20	3,356
	ITALY		3	9,031
9019102050	MASSAGE APPARATUS NOT ELECTRICALLY OPERATED	NO	2,435	17,557
	BRAZIL		65	7,774
	CHINA,PEOPLE'S REP.(MAINLAND)		2,369	4,447
	SPAIN		1	5,336
9019200000	OZONE,OXYGEN,ETC THERAPY, RESPIRATION APPARATUS,PT	X		64,058
	CANADA			11,013
	GERMANY			45,045
	IRELAND			8,000
9021100050	BONE PLATES,SCREWS&NAILS,&OTH INTERNAL, FIX DEVICE	X		49,942
	GERMANY			16,408
	ITALY			8,534
	UNITED KINGDOM OF GT BRITAIN			25,000
9021100090	ORTHOPEDIC OR FRACTURE APPLIANCES & PTS, NESOI	X		119,849
	CHINA (TAIWAN)			39,486
	CHINA,PEOPLE'S REP.(MAINLAND)			12,862
	GERMANY			45,693
	HONG KONG			21,808
9021214000	ARTIFICAL TEETH OF PLASTIC & PTS AND ACCESSORIES	X		51,609
	BRAZIL			45,875
	COLOMBIA			5,734

TABLE - 2 IMPORTS INTO PUERTO RICO FROM FOREIGN COUNTRIES, BY COMMODITY AND COUNTRY OF ORIGIN
FISCAL YEAR 2003

COMM CODE	DESCRIPTION AND COUNTRY	UNIT	QUANTITY	VALUE - $
9021218000	ARTIFICAL TEETH, EXC OF PLASTIC & PTS &ACCESSORIES	X		5,280
	COLOMBIA			5,280
9021310000	ARTIFICIAL JOINTS AND PARTS AND ACCESSORIES	X		95,605
	CHINA (TAIWAN)			20,469
	FRANCE			4,144
	JAPAN			4,375
	UNITED KINGDOM OF GT BRITAIN			66,617
9021390000	OTH ARTIFICAL PTS OF THE BODY & PTS & ACCESSORIES	X		572,539
	FRANCE			198,085
	JAPAN			7,188
	UNITED KINGDOM OF GT BRITAIN			367,266
9021500000	PACEMAKERS FOR STIMULATING HEART MUSCLES, EXC PTS	NO	205	26,103
	GERMANY		205	26,103
9021904080	PTS FOR PACEMAKERS FOR STIMULATING HEART MUSCLES	X		3,348
	SWITZERLAND			3,348
9021908000	APPLIANCES WORN,CARRIED,IMPLANTEDIN BODY&PTS,NESOI	X		108,879
	CHINA (TAIWAN)			9,169
	CHINA,PEOPLE'S REP.(MAINLAND)			7,806
	SWITZERLAND			15,316
	UNITED KINGDOM OF GT BRITAIN			76,588
9022120000	APPTS BASE ON X-RAY; COMPUTED TOMOGRAPHY APPARATUS	X		1,986,945
	ISRAEL			1,911,945
	ITALY			25,000
	NETHERLANDS			50,000
9022140000	APPTS BASE ON X-RAY FOR MEDICAL,DENTAL,ETC USES	X		926,791
	FINLAND			306,887
	FRANCE			24,347
	GERMANY			23,171
	NETHERLANDS			477,649
	SWEDEN			59,237
	SWITZERLAND			35,500
9022190000	APPARATUS BASE ON X-RAY FOR OTH USE,EX MEDICAL,ETC	X		74,890
	FRANCE			33,000
	GERMANY			41,890
9022210000	APPTS BASE ON ALPHA,BETA,ETC RADIATION,MEDICAL,ETC	X		415,620
	GERMANY			415,620
9022300000	X-RAY TUBES	NO	1	34,500
	GERMANY		1	34,500
9022906000	PTS OF APPARATUS BASED ON THE USE OF X-RAYS	X		73,621
	ISRAEL			66,284
	ITALY			7,337
9023000000	INST, APPTS&MODELS,FOR DEMONSTRATIONAL USE& PARTS	X		1,692,545
	HONG KONG			5,198
	ISRAEL			1,452,615
	ITALY			8,656
	JAPAN			7,889
	UNITED KINGDOM OF GT BRITAIN			218,187
9024900080	PTS MACHINE&APPLIANCE,TEST HARDNESS ETC, NESOI	X		25,962
	UNITED KINGDOM OF GT BRITAIN			25,962
9025194000	PYROMETERS	NO	672	7,614
	CHINA (TAIWAN)		672	7,614
9025198080	THERMOMETERS, NT COMBINED WITH OTH INST, NESOI	NO	2,561	7,445
	CHINA,PEOPLE'S REP.(MAINLAND)		2,304	4,492
	KOREA,REP. OF (SOUTH KOREA)		257	2,953
9025805000	OTH INST,RECORDING OR NOT,ANY COMBINATION OF THESE	NO	49	2,051
	KOREA,REP. OF (SOUTH KOREA)		49	2,051
9026102080	ELEC INST&APPTS, MEASING/CHKING FLOW OF LIQ, NESOI	NO	11	57,137
	CANADA		3	19,987
	FRANCE		8	37,150
9026104000	FLOW METERS	NO	57	57,715
	GERMANY		11	6,370
	UNITED KINGDOM OF GT BRITAIN		46	51,345
9026106000	INST&APPTS,MEASURING/CHECKING LEVELS OF LIQ, NESOI	NO	302	160,939
	FRANCE		257	85,626
	UNITED KINGDOM OF GT BRITAIN		45	75,313
9026204000	ELE INST& APPARATUS, MEASURING/CHECKING PRESSURE	NO	19	64,236
	CANADA		1	11,437
	GERMANY		11	43,953

TABLE - 2 IMPORTS INTO PUERTO RICO FROM FOREIGN COUNTRIES, BY COMMODITY AND COUNTRY OF ORIGIN
FISCAL YEAR 2003

COMM CODE	DESCRIPTION AND COUNTRY	UNIT	QUANTITY	VALUE - $
	UNITED KINGDOM OF GT BRITAIN		7	8,846
9026208000	INST& APPARATUS, MEASURING/CHECKING PRESSURE,NESOI	NO	2	17,946
	UNITED KINGDOM OF GT BRITAIN		2	17,946
9026802000	ELEC INST, MEASURING/CHECKING VARIABLE OF LIQ/GAS	NO	101	45,267
	GERMANY		1	36,037
	JAPAN		60	5,705
	KOREA,REP. OF (SOUTH KOREA)		40	3,525
9026804000	HEAT METERS INCORPORATING LIQUID SUPPLY METERS	NO	14	48,576
	UNITED KINGDOM OF GT BRITAIN		14	48,576
9026806000	INST, MEASURING/CHECKING VARIABLE OF LIQ/GAS,NESOI	NO	91	101,414
	UNITED KINGDOM OF GT BRITAIN		91	101,414
9026904000	PART AND ACCESSORIES OF FLOW METERS, HEAT METERS	X		2,695
	CANADA			2,695
9026906000	PTS, INST&APPTS,MEASURE/CHECK VARIABLE,LIQ,NESOI	X		21,069
	FRANCE			17,525
	GERMANY			3,544
9027102000	ELECTRICAL GAS OR SMOKE ANALYSIS APPARATUS	X		34,914
	JAPAN			28,751
	KOREA,REP. OF (SOUTH KOREA)			6,163
9027106000	GAS OR SMOKE ANALYSIS APPARATUS, NESOI	X		103,046
	ITALY			103,046
9027205050	ELECTRICAL GASS CHROMATOGRAPHS	NO	4	132,870
	NETHERLANDS		4	132,870
9027205060	ELECTRICAL LIQUID CHROMATOGRAPHS	NO	1	19,074
	UNITED KINGDOM OF GT BRITAIN		1	19,074
9027304040	SPECTROPHOTOMETERS, ELECTRICAL	NO	7	95,623
	CANADA		1	52,853
	SPAIN		2	4,423
	UNITED KINGDOM OF GT BRITAIN		4	38,347
9027304080	SPECTROMETERS AND SPECTROGRAPHS, ELEC, NESOI	NO	1	54,000
	UNITED KINGDOM OF GT BRITAIN		1	54,000
9027308080	SPECTROMETER&SPECTROGRAPHS,OPTICAL RADIATION,NESOI	NO	2	3,000
	GERMANY		2	3,000
9027504060	INST&APPRTS,PHYSICAL,ELEC,OPTICAL RADIATION,NESOI	NO	21	99,872
	CANADA		1	3,270
	CHILE		16	2,968
	FINLAND		2	29,783
	FRANCE		1	61,640
	SPAIN		1	2,211
9027804530	ELEC CHEMICAL ANALYSIS INST,EXC USE OPT RADIATIONS	X		212,859
	JAPAN			81,986
	UNITED KINGDOM OF GT BRITAIN			130,873
9027804560	ELEC PHYSICAL ANALYSIS INST,EXC USE OPT RADIATIONS	X		9,045
	SPAIN			4,423
	UNITED KINGDOM OF GT BRITAIN			4,622
9027804590	OTH ELEC INST,MEASURING/CHECKING VISCOSITY, ETC	X		27,782
	ARGENTINA			3,500
	FRANCE			10,920
	UNITED KINGDOM OF GT BRITAIN			13,362
9027808030	OTHER CHEMICAL ANALYSIS INSTRUMENTS, NESOI	X		48,787
	GERMANY			48,787
9027808090	OTH INST, MEASURING/CHECKING VISCOSITY ETC,NESOI	X		26,875
	CANADA			22,875
	GERMANY			4,000
9027905430	PTS & ACCESS OF ELECTRL INST OF SUBHDG 9027.30.40	X		10,477
	UNITED KINGDOM OF GT BRITAIN			10,477
9027905450	PTS & ACCESS OF ELECTRL INST OF SUBHDG 9027.50.40	X		5,066
	CANADA			5,066
9027908800	PTS & ACCES,NON-ELEC,EXCEPT OPTICAL INSTRU,NESOI	X		208,079
	GERMANY			208,079
9028200000	LIQUID METERS	NO	34,811	2,491,520
	BELGIUM		100	7,067
	COLOMBIA		23,150	58,276
	FRANCE		11,561	2,426,177
9028900040	PARTS AND ACCESSORIES OF ELECTRICITY METERS	X		25,080
	CANADA			25,080
9028900080	PTS &ACCESSORIES,GAS,LIQUID OR PRODUCTION METERS	X		2,449,098
	BELGIUM			20,747

TABLE - 2 IMPORTS INTO PUERTO RICO FROM FOREIGN COUNTRIES, BY COMMODITY AND COUNTRY OF ORIGIN
FISCAL YEAR 2003

COMM CODE	DESCRIPTION AND COUNTRY	UNIT	QUANTITY	VALUE - $
	BRAZIL			9,565
	COLOMBIA			1,502,887
	FINLAND			7,537
	FRANCE			104,013
	GERMANY			3,608
	SOUTH AFRICA,REP.OF			11,076
	UNITED KINGDOM OF GT BRITAIN			789,665
9029108000	REVOLUTION COUNTERS, PRODUCTION COUNTERS,ETC,NESOI	NO	1,769	399,951
	GERMANY		1,429	142,922
	SWITZERLAND		340	257,029
9029204080	SPEEDOMETERS&TACHOMETERS,EXC USED IN CIVIL AIRCRAF	NO	655	7,989
	CHINA (TAIWAN)		655	7,989
9029908080	PTS,OF REVOLUTION COUNTERS,ODOMETERS,ETC,NESOI	X		62,521
	SWITZERLAND			62,521
9030100000	INST FOR MEASURING/DETECTING IONIZING RADIATIONS	NO	1	18,348
	SWEDEN		1	18,348
9030310000	MULTIMETERS	NO	1	2,200
	ITALY		1	2,200
9030390040	APPARATUS TO TEST VOLTAGE OR CURRENT OR RESISTANCE	X		14,056
	CHINA (TAIWAN)			3,510
	UNITED KINGDOM OF GT BRITAIN			10,546
9030390080	INST&APPTS FOR MEASURING/CHECKING POWER, NESOI	X		53,343
	CANADA			6,012
	JAPAN			25,000
	UNITED KINGDOM OF GT BRITAIN			22,331
9030400000	OTH INST, SPECIALLY DESIGNED FOR TELECOMMUNICATION	X		724,943
	CANADA			602,008
	CHINA (TAIWAN)			122,935
9030820000	INST & APP, FOR MEAS CHK SEMICOND WAFERS & DEVICES	NO	1	27,000
	KOREA,REP. OF (SOUTH KOREA)		1	27,000
9030908840	PTS & ACCESS FOR ARTICLES OF SUBHDG 9030.40	X		6,215
	CANADA			6,215
9031200000	TEST BENCHES	X		469,121
	CANADA			5,564
	FRANCE			321,718
	SPAIN			141,839
9031499000	OTHER OPTICAL INSTRUMENTS AND APPLIANCES,NESOI	X		573,476
	AUSTRIA			79,000
	CANADA			20,000
	GERMANY			31,556
	IRELAND			172,000
	JAPAN			15,000
	UNITED KINGDOM OF GT BRITAIN			255,920
9031808060	EQUIP,TEST ELEC CHARACTERISTI OF INTRNL COMB ENGIN	X		2,103
	ITALY			2,103
9031808070	EQUIP,TEST EX ELEC CHARACTERIS OF INTNL COMB ENGIN	X		2,447
	JAPAN			2,447
9031808085	MEASURE/CHECK INST,APPLN&MACHINES,NESOI IN CHAP 90	X		588,684
	AUSTRIA			191,575
	FRANCE			90,407
	GERMANY			58,036
	JAPAN			53,913
	MEXICO			5,878
	NETHERLANDS			111,980
	NEW ZEALAND			3,995
	UNITED KINGDOM OF GT BRITAIN			72,900
9031905800	PARTS, OTH OPTICAL INST&APPLN, EXC TEST BENCHES	X		12,641
	UNITED KINGDOM OF GT BRITAIN			12,641
9032100090	THERMOSTATS, NESOI	NO	5,418	16,496
	JAPAN		5,418	16,496
9032200000	MANOSTATS	NO	1	6,283
	UNITED KINGDOM OF GT BRITAIN		1	6,283
9032810080	HYDRAULIC&PNEUMATIC INST&APPRTS, EXC INDUSTRIAL	NO	400	2,068
	MEXICO		400	2,068
9032892000	AUTOM VOLTAGE-CURRENT RUGULATORS, USE 6,12,OR 24 V	X		2,197
	JAPAN			2,197
9032894000	AUTOMTIC VOLTAGE&VOLTAGE-CURRENT REGULATORS, NESOI	X		2,673
	GERMANY			2,673

TABLE - 2 IMPORTS INTO PUERTO RICO FROM FOREIGN COUNTRIES, BY COMMODITY AND COUNTRY OF ORIGIN
FISCAL YEAR 2003

COMM CODE	DESCRIPTION AND COUNTRY	UNIT	QUANTITY	VALUE - $
9032896025	CONTL INST, AIR COND, REFG/ HEATING SYSTEMS, NESOI	X		16,925
	MEXICO			2,170
	UNITED KINGDOM OF GT BRITAIN			14,755
9032896030	PROCESS CONTROL INST&APPRTS FOR COMPLETE SYSTEMS	NO	1,012	218,245
	JAPAN		929	188,268
	KOREA,REP. OF (SOUTH KOREA)		80	15,498
	MEXICO		3	14,479
9032896040	PROCESS CONTROL INST&APPTS FOR TEMPERATURE CONTROL	NO	98	99,718
	CANADA		11	2,200
	GERMANY		2	2,227
	JAPAN		85	95,291
9032896060	PROCESS CONTROL INST&APPTS,FLOW&LIQ LEVEL CONTROL	NO	400	2,068
	MEXICO		400	2,068
9032896075	OTHER PROCESS CONTROL INST & APPARATUS, NESOI	X		37,064
	DENMARK			3,000
	GERMANY			13,109
	JAPAN			20,955
9032896085	PTS & ACC FOR AUTOM REGULATING/CONTROLLING INST	X		67,886
	CHINA (TAIWAN)			4,941
	JAPAN			48,670
	KOREA,REP. OF (SOUTH KOREA)			2,006
	SINGAPORE			8,769
	SPAIN			3,500
9032902000	PTS, VOLTAGE-CURRENT RUGULATORS,USE IN 6,12;OR 24V	X		40,099
	JAPAN			40,099
9032906020	PARTS AND ACCESSORIES OF THERMOSTAT, NESOI	X		33,986
	CHINA,PEOPLE'S REP.(MAINLAND)			33,986
9032906080	PTS,AUTOM REGULATING/CONTROLLING INST & APPT,NESOI	X		86,298
	IRELAND			86,298
9033000000	PTS, NESOI FOR MACHINES,APPLN,INST/APPTS OF CHAP90	X		2,858,038
	BELGIUM			57,600
	DOMINICAN REPUBLIC			6,941
	IRELAND			514,800
	ITALY			2,259,489
	MALAYSIA			9,271
	SPAIN			9,937
	CLOCKS AND WATCHES AND PARTS THEREOF	TOTAL		8,673,643
9101114010	MOVMNTS,WRT WTCH,BATTY,PRCS MTL,MECH DISP,NO/1 JWL	NO	3,180	6,790
	CHINA,PEOPLE'S REP.(MAINLAND)		3,180	6,790
9101114020	CASES, WRST WTCH,BATTY,PRCS MTL,MECH DISP,NO/1 JWL	NO	2,882	5,852
	CHINA,PEOPLE'S REP.(MAINLAND)		2,880	1,498
	SWITZERLAND		2	4,354
9101114030	STRAP,BAND/BRCLET,WRT WTCH,BATTY,PRCS MTL,N0/1 JWL	NO	83	1,418
	CHINA,PEOPLE'S REP.(MAINLAND)		82	1,123
	SWITZERLAND		1	295
9101114040	BATTY FOR WRT WTCH,BATTY,PRC MTL,MECH DISP,NO/1 JW	NO	53	720
	CHINA,PEOPLE'S REP.(MAINLAND)		53	720
9101118010	MVTS FOR WRT WTCH,BATTY,PRC MTL,MECH DISP,OV 1 JWL	NO	683	82,169
	FRANCE		32	3,135
	GERMANY		21	13,227
	SWITZERLAND		630	65,807
9101118020	CASES FOR WRT WTCH,BATTY,PRC MTL,MECH DISP,OV 1 JW	NO	705	472,272
	FRANCE		34	34,579
	GERMANY		21	9,919
	SWITZERLAND		650	427,774
9101118030	STRP,BD/BRLT, WRST WTCH,PRC MTL,MECH DISP,OV 1 JWL	NO	702	269,512
	FRANCE		34	19,679
	GERMANY		21	6,620
	SWITZERLAND		647	243,213
9101118040	BATTERIES WRT WTCH,BATTY,PRC MTL,MECH DISP,OV 1 JW	NO	37	5,144
	GERMANY		21	3,320
	SWITZERLAND		16	1,824
9101218010	MVTS FOR WRT WTCH,NT BTY,PRECS MTL,AUTOMAT,17JWL/<	NO	8	782
	SWITZERLAND		8	782
9101218020	CASES FOR WST WTCH,NT BTY,PRECS MTL,AUTOMAT,17JW/<	NO	9	11,982
	FRANCE		1	1,011

TABLE - 2 IMPORTS INTO PUERTO RICO FROM FOREIGN COUNTRIES, BY COMMODITY AND COUNTRY OF ORIGIN
FISCAL YEAR 2003

COMM CODE	DESCRIPTION AND COUNTRY	UNIT	QUANTITY	VALUE - $
	SWITZERLAND		8	10,971
9101218030	STRAP FOR WRT WTCH,NT BTY,PRECS MTL,AUTOMAT,17JW/<	NO	9	6,409
	FRANCE		1	735
	SWITZERLAND		8	5,674
9101292010	MVTS FOR WRST WTCH,PREC MTL,W/O AUTOM,1JW NT OV7JW	NO	3	301
	SWITZERLAND		3	301
9101292020	CASES FOR WRST WTCH,PREC MT,W/O AUTOM,1JW NT OV7JW	NO	11	33,445
	SWITZERLAND		11	33,445
9101292030	STRAP FOR WRT WTCH,PREC MTL,W/O AUTOM,1JW NT OV7JW	NO	11	15,890
	SWITZERLAND		11	15,890
9101295010	MVT FOR WRT WTCH,PRC MT,OV7,NT OV17 JW OVER $15 EA	NO	126	20,050
	FRANCE		28	2,794
	GERMANY		3	2,690
	SWITZERLAND		95	14,566
9101295020	CSE FOR WRT WTCH,PRC MT,OV7,NT OV17 JW OVER $15 EA	NO	144	134,148
	FRANCE		30	27,777
	GERMANY		3	1,618
	SWITZERLAND		111	104,753
9101295030	STRP FOR WRT WTCH,PRC MTL,OV7,NT OV17 JW OV $15 EA	NO	143	73,187
	FRANCE		30	15,525
	GERMANY		3	1,082
	SWITZERLAND		110	56,580
9102111010	MVTS,WRT WTCH,BTY,MECH DISP,NO/1JW,BD TXT,GL/SL PL	NO	101	748
	MEXICO		101	748
9102111020	CASE,WRT WTCH,BTY,MECH DISP,NO/1JW,BD TXT,GL/SL PL	NO	101	416
	MEXICO		101	416
9102112510	MVTS,WRT WTCH,BATY,MECH DISP,NO/1JW,BD TXT/BASE MT	NO	54,615	272,072
	CHINA,PEOPLE'S REP.(MAINLAND)		31,867	75,991
	HONG KONG		13,585	41,356
	INDONESIA		2,000	7,340
	JAPAN		1,447	12,810
	MEXICO		5,151	25,706
	PERU		300	1,101
	SWITZERLAND		265	107,768
9102112520	CASE,WRT WTCH,BATY,MECH DISP,NO/1JW,BD TXT/BASE MT	NO	54,577	135,327
	CHINA,PEOPLE'S REP.(MAINLAND)		31,867	29,306
	HONG KONG		13,585	17,079
	INDONESIA		2,000	580
	JAPAN		1,447	8,565
	MEXICO		5,113	8,476
	PERU		300	440
	SWITZERLAND		265	70,881
9102112530	STRAPS, WRT WTCH,BTY,MECH DISP,NO/1JW,BD TXT/BS MT	NO	54,577	103,344
	CHINA,PEOPLE'S REP.(MAINLAND)		31,867	30,010
	HONG KONG		13,585	11,397
	INDONESIA		2,000	580
	JAPAN		1,447	8,640
	MEXICO		5,113	6,357
	PERU		300	440
	SWITZERLAND		265	45,920
9102112540	BTY FOR WRT WTCH,MECH DISP,NO/1JW,BD TXT/BASE MTL	NO	50,935	27,927
	CHINA,PEOPLE'S REP.(MAINLAND)		28,579	16,834
	HONG KONG		13,585	4,312
	INDONESIA		2,000	400
	JAPAN		1,447	2,851
	MEXICO		5,113	2,119
	SWITZERLAND		211	1,411
9102114510	MVT FOR WRT WTCH,BTY,MECH DISP,NO/1JW,BSE MT,NESOI	NO	34,041	101,747
	CHINA,PEOPLE'S REP.(MAINLAND)		21,119	49,606
	JAPAN		11,763	36,966
	KOREA,REP. OF (SOUTH KOREA)		359	1,198
	MALAYSIA		255	402
	SWITZERLAND		545	13,575
9102114520	CASES, WRT WTCH,BTY,MECH DISP,NO/1JW,BSE MTL,NESOI	NO	34,192	99,205
	CHINA,PEOPLE'S REP.(MAINLAND)		21,119	49,941
	JAPAN		11,923	33,797
	KOREA,REP. OF (SOUTH KOREA)		350	962
	MALAYSIA		255	367

TABLE - 2 IMPORTS INTO PUERTO RICO FROM FOREIGN COUNTRIES, BY COMMODITY AND COUNTRY OF ORIGIN
FISCAL YEAR 2003

COMM CODE	DESCRIPTION AND COUNTRY	UNIT	QUANTITY	VALUE - $
	SWITZERLAND		545	14,138
9102114530	STRAPS, WRT WTCH,BTY,MECH DISP,NO/1JW,BSE MT,NESOI	NO	33,263	112,127
	CHINA,PEOPLE'S REP.(MAINLAND)		20,061	58,088
	JAPAN		11,923	46,590
	KOREA,REP. OF (SOUTH KOREA)		379	1,883
	MALAYSIA		255	392
	SWITZERLAND		545	4,827
	THAILAND		100	347
9102114540	BTY FOR WRT WTCH,BTY,MECH DISP,NO/1JW,BSE MT,NESOI	NO	32,354	49,356
	CHINA,PEOPLE'S REP.(MAINLAND)		19,632	32,543
	JAPAN		11,763	14,237
	KOREA,REP. OF (SOUTH KOREA)		200	502
	MALAYSIA		255	367
	SWITZERLAND		504	1,707
9102115010	MVT,WRT WTCH,BTY,MECH DISP,> 1JWL,BD TEXT,GL/SL PL	NO	3,710	361,204
	SWITZERLAND		3,710	361,204
9102115020	CASE WRT WTCH,BTY,MECH DISP,> 1JWL,BD TXT,GL/SL PL	NO	3,723	313,686
	SWITZERLAND		3,723	313,686
9102115030	STRAP WRT WTCH,BTY,MECH DISP,> 1JW,BD TXT,GL/SL PL	NO	3,718	211,398
	SWITZERLAND		3,718	211,398
9102116510	MVT FOR WRT WTCH,BTY,MECH DISP,> 1JW,BD TXT,BSE MT	NO	21,714	870,574
	CHINA,PEOPLE'S REP.(MAINLAND)		960	954
	SWITZERLAND		20,754	869,620
9102116520	CASE FOR WRT WTCH,BTY,MECH DISP,> 1JW,BD TXT,BS MT	NO	21,950	1,021,847
	CHINA,PEOPLE'S REP.(MAINLAND)		1,180	1,706
	SWITZERLAND		20,770	1,020,141
9102116530	STRP FOR WRT WTCH,BTY,MECH DISP,> 1JW,BD TXT,BS MT	NO	21,643	740,173
	CHINA,PEOPLE'S REP.(MAINLAND)		880	524
	SWITZERLAND		20,763	739,649
9102116540	BTY FOR WRT WTCH,BTY,MECH DISP,> 1JW,BND TXT,BS MT	NO	13,423	8,805
	SWITZERLAND		13,423	8,805
9102119510	MVTS FOR WRT WTCH,BTY,MECH DISP,> 1JW,BS MTL,NESOI	NO	6,265	50,076
	CHINA,PEOPLE'S REP.(MAINLAND)		3,520	10,560
	JAPAN		10	500
	KOREA,REP. OF (SOUTH KOREA)		180	1,800
	SPAIN		1,580	15,517
	SWITZERLAND		975	21,699
9102119520	CASES FOR WRT WTCH,BTY,MECH DISP,> 1JW,BS MT,NESOI	NO	4,655	47,036
	CHINA,PEOPLE'S REP.(MAINLAND)		3,520	14,080
	JAPAN		10	320
	KOREA,REP. OF (SOUTH KOREA)		180	1,440
	SWITZERLAND		945	31,196
9102119530	STRAP FOR WRT WTCH,BTY,MECH DISP,> 1JW,BS MT,NESOI	NO	4,613	21,630
	CHINA,PEOPLE'S REP.(MAINLAND)		3,520	7,040
	KOREA,REP. OF (SOUTH KOREA)		180	1,440
	SWITZERLAND		913	13,150
9102119540	BTY FOR WRT WTCH,BTY,MECH DISP,> 1JWL,BS MTL,NESOI	NO	3,701	4,885
	CHINA,PEOPLE'S REP.(MAINLAND)		3,520	3,520
	KOREA,REP. OF (SOUTH KOREA)		180	720
	SWITZERLAND		1	645
9102122000	STRP,BND,BRAC,W/HDG 91021280, OPTO-ELE DISP OF TEX	NO	1,414	7,136
	CHINA,PEOPLE'S REP.(MAINLAND)		1,062	2,124
	JAPAN		352	5,012
9102124000	STRP,BND,BRC,W/HDG 91021280,OPTO-ELE DISP EXC TEXT	NO	966	2,183
	CHINA,PEOPLE'S REP.(MAINLAND)		966	2,183
9102128000	WRIST/STOP WATCH,ELEC,EXC PRCS MTL,OPTO-ELEC,NESOI	NO	82,598	26,239
	CHINA,PEOPLE'S REP.(MAINLAND)		82,246	24,284
	JAPAN		352	1,955
9102192010	MVT FOR WST WTCH,BTY,OTH DISP,NO/1JW,BD TXT/BSE MT	NO	9,819	6,616
	JAPAN		9,819	6,616
9102192020	CASE FOR WRT WTCH,BTY,OTH DISP,NO/1JW,BD TXT/BS MT	NO	9,819	4,067
	JAPAN		9,819	4,067
9102192030	STRP FOR WRT WTCH,BTY,OTH DISP,NO/1JW,BD TXT/BS MT	NO	9,819	2,304
	JAPAN		9,819	2,304
9102192040	BTY FOR WRT WTCH,BTY,OTH DISP,NO/1JW,BND TXT/BS MT	NO	7,839	1,742
	JAPAN		7,839	1,742
9102194010	MVTS FOR WRST WATCH,BTY,OTH DISPL,NO OR 1JWL,NESOI	NO	8,840	4,059
	CHINA,PEOPLE'S REP.(MAINLAND)		4,000	1,420

TABLE - 2 IMPORTS INTO PUERTO RICO FROM FOREIGN COUNTRIES, BY COMMODITY AND COUNTRY OF ORIGIN
FISCAL YEAR 2003

COMM CODE	DESCRIPTION AND COUNTRY	UNIT	QUANTITY	VALUE - $
	GUATEMALA		4,800	1,261
	NETHERLANDS		40	1,378
9102194020	CASES FOR WRST WATCH,BTY,OTH DISP,NO OR 1JWL,NESOI	NO	8,800	2,134
	CHINA,PEOPLE'S REP.(MAINLAND)		4,000	1,420
	GUATEMALA		4,800	714
9102194030	STRP ETC FOR WRT WTCH,BTY,OTH DISP,NO OR 1JW,NESOI	NO	4,022	1,672
	CHINA,PEOPLE'S REP.(MAINLAND)		4,000	1,420
	GUATEMALA		22	252
9102194040	BTY FOR WRST WTCH,BTTRY,OTH DISPL,NO OR 1JWL,NESOI	NO	8,800	1,672
	CHINA,PEOPLE'S REP.(MAINLAND)		4,000	1,420
	GUATEMALA		4,800	252
9102196010	MVT FOR WRT WTCH,BTY,OTH DISP,> 1JW,BND TXT/BSE MT	NO	32	13,079
	SWITZERLAND		32	13,079
9102196020	CASES FOR WRT WTCH,BTY,OTH DISP,> 1JW,BD TXT/BS MT	NO	32	2,710
	SWITZERLAND		32	2,710
9102196030	STRP FOR WRST WTCH,BTY,OTH DISP,> 1JW,BD TXT/BS MT	NO	32	3,044
	SWITZERLAND		32	3,044
9102198010	MVTS FOR WRST WATCHES,BTTY,OTH DISP,> 1 JWL,NESOI	NO	7	2,909
	SWITZERLAND		7	2,909
9102198020	CASES FOR WRST WATCHES,BTY,OTH DISPL,> 1 JWL,NESOI	NO	7	653
	SWITZERLAND		7	653
9102211010	MVT FOR WRT WTCH,NT BTY,BSE MT CSE,AUTOM WD,NO/1JW	NO	11	6,507
	SWITZERLAND		11	6,507
9102211020	CSE FOR WRT WTCH,NT BTY,BSE MT CSE,AUTOM WD,NO/1JW	NO	11	1,376
	SWITZERLAND		11	1,376
9102211030	STP FOR WRT WTCH,NT BTY,BSE MT CES,AUTOM WD,NO/1JW	NO	11	1,066
	SWITZERLAND		11	1,066
9102212510	MVT FOR WRT WTCH,NT BTY,BS MT,AUTO WD,NO/1JW,NESOI	NO	16	11,937
	SWITZERLAND		16	11,937
9102212520	CS FOR WRT WTCH,NT BTY,BSE MT,AUTO WD,NO/1JW,NESOI	NO	16	2,568
	SWITZERLAND		16	2,568
9102212530	BAND FOR WRT WTH,NT BTY,BS MT,AUTO WD,NO/1JW,NESOI	NO	16	2,372
	SWITZERLAND		16	2,372
9102213010	MVT FOR WRT WTCH,NT BTY,BS MT,AUTO WD,OV1,N/O 17JW	NO	2	399
	SWITZERLAND		2	399
9102213020	CS FOR WRT WTCH,NT BTY,BSE MT,AUTO WD,OV1,N/O 17JW	NO	8	3,692
	SWITZERLAND		8	3,692
9102213030	BND FOR WRT WTCH,NT BTY,BS MT,AUTO WD,OV1,N/O 17JW	NO	8	2,533
	SWITZERLAND		8	2,533
9102215020	CSE FOR WRT WTCH,NT BTY,BS MT,AUTOM WD,OV1N/OV17JW	NO	2	1,196
	SWITZERLAND		2	1,196
9102215030	BAND FOR WRT WTCH,NT BTY,BS MT,AUTO WD,OV1N/OV17JW	NO	2	501
	SWITZERLAND		2	501
9102217010	MVT FOR WRST WTCH,NT BTY,BSE MT CSE,AUTO WD,OV17JW	NO	202	190,833
	SWITZERLAND		202	190,833
9102217020	CSE FOR WRST WTCH,NT BTY,BSE MT CSE,AUTO WD,OV17JW	NO	202	48,610
	SWITZERLAND		202	48,610
9102217030	BAND FOR WRST WTCH,NT BTY,BSE MT CS,AUTO WD,OV17JW	NO	200	90,317
	SWITZERLAND		200	90,317
9102219010	MVT FOR WRT WTCH,NT BTY,BS MT,AUTO WD,OV17JW,NESOI	NO	24	17,569
	SWITZERLAND		24	17,569
9102219020	CSE FOR WRT WTCH,NT BTY,BS MT,AUTO WD,OV17JW,NESOI	NO	21	3,382
	SWITZERLAND		21	3,382
9102219030	BND FOR WRT WTCH,NT BTY,BS MT,AUTO WD,OV17JW,NESOI	NO	13	992
	SWITZERLAND		13	992
9102291010	MVT, WRT WTCH,NT BTY,BS MT,W/O AUTO WD, NO JWS/1JW	NO	11	6,587
	SWITZERLAND		11	6,587
9102291020	CSE, WRT WTCH,NT BTY,BS MT,W/O AUTO WD, NO JWS/1JW	NO	11	1,449
	SWITZERLAND		11	1,449
9102291030	BND, WRT WTCH,NT BTY,BS MT,W/O AUTO WD, NO JWS/1JW	NO	11	1,314
	SWITZERLAND		11	1,314
9102291510	MVT, WRT WTCH,NT BTY,BS MT,W/OAUTO WD,OV1JW,N/O7JW	NO	5	495
	SWITZERLAND		5	495
9102291520	CSE WRT WTCH,NT BTY,BS MT,W/O AUTO WD,OV1JW,N/O7JW	NO	5	4,008
	SWITZERLAND		5	4,008
9102291530	BND WRT WTCH,NT BTY,BS MT W/O AUTO WD,OV1JW,N/O7JW	NO	5	1,879
	SWITZERLAND		5	1,879
9102292010	MVT, WRT WTCH,NT BTY,BSE MT,W/O AUTO WD,OV1,N/O7JW	NO	7	702

TABLE - 2 IMPORTS INTO PUERTO RICO FROM FOREIGN COUNTRIES, BY COMMODITY AND COUNTRY OF ORIGIN
FISCAL YEAR 2003

COMM CODE	DESCRIPTION AND COUNTRY	UNIT	QUANTITY	VALUE - $
	SWITZERLAND		7	702
9102292020	CSE WRT WTCH,NT BTY,BS MT,W/O AUTO WD,OV1,N/OV 7JW	NO	9	9,319
	SWITZERLAND		9	9,319
9102292030	BND, WRT WTCH,NT BTY,BSE MT,W/O AUTO WD,OV1,N/O7JW	NO	9	5,311
	SWITZERLAND		9	5,311
9102295010	MVT, WRT WTCH,NT BTY,BS MT,OV7,N/O17JW,OV$15,NESOI	NO	1,085	105,699
	SWITZERLAND		1,085	105,699
9102295020	CSE, WRT WTCH,NT BTY,BS MT,OV7,N/O17JW,OV$15,NESOI	NO	1,085	116,880
	SWITZERLAND		1,085	116,880
9102295030	BAND WRT WTCH,NT BTY,BS MT,OV7,N/O17JW,OV$15,NESOI	NO	1,085	24,456
	SWITZERLAND		1,085	24,456
9102295510	MVT FOR WRST WTCH, NT BTY,BSE MTL,OV17JW,BAND TEXT	NO	7,338	661,681
	SWITZERLAND		7,338	661,681
9102295520	CASE FOR WRST WTCH, NT BTY,BSE MT,OV17JW,BAND TEXT	NO	7,327	774,419
	SWITZERLAND		7,327	774,419
9102295530	BANDS FOR WRST WTCH, NT BTY,BS MT,OV17JW,BAND TEXT	NO	7,322	182,266
	SWITZERLAND		7,322	182,266
9102296010	MOVEMENTS FOR WRST WTCH,NT BTY,BSE MT,OV17JW,NESOI	NO	1	1,122
	SWITZERLAND		1	1,122
9102912010	MVT&CS, OTH WTCH,BTY,BSE MTL,W/ OPTO-ELE DISP ONLY	NO	4,596	8,886
	CHINA,PEOPLE'S REP.(MAINLAND)		4,596	8,886
9102912020	BTY FOR OTH WTCH,BTY,BSE MTL,W/ OPTO-ELE DISP ONLY	NO	4,596	1,326
	CHINA,PEOPLE'S REP.(MAINLAND)		4,596	1,326
9103104040	MVT FOR CLK,EXC TRVL CLK BATTERY,HAVING NO OR 1 JW	NO	576	864
	CHINA,PEOPLE'S REP.(MAINLAND)		576	864
9103104050	CSE FOR CLK,EXC TRVL CLK BATTERY,HAVING NO OR 1 JW	NO	578	1,159
	CHINA,PEOPLE'S REP.(MAINLAND)		576	864
	FRANCE		2	295
9103104060	BTY FOR CLK,EXC TRVL CLK BATTERY,HAVING NO OR 1 JW	NO	576	864
	CHINA,PEOPLE'S REP.(MAINLAND)		576	864
9103108050	CSE FOR CLKS, EXC TRVL CLKS, BATTRY POWERED, NESOI	NO	11	721
	FRANCE		3	425
	SWEDEN		8	296
9103900030	MVTS FOR CLKS,EXC TRVL CLKS,EXC CLKS OF 9104,NESOI	NO	2,451	8,545
	CHINA,PEOPLE'S REP.(MAINLAND)		2,451	8,545
9103900040	CSE FOR CLKS, EXC TRVL CLKS,EXC CLK, OF 9104,NESOI	NO	19	2,248
	CHINA,PEOPLE'S REP.(MAINLAND)		19	2,248
9105114010	ALARM CLOCKS,AC POWERED,OPTO-ELECTRONIC DISPLAY	NO	150	273
	SPAIN		150	273
9105114040	MVT&CS FOR ALRM CLOCKS,EXC TRVL,BTY,OPTO-ELECTRONI	NO	6,120	6,252
	CHINA,PEOPLE'S REP.(MAINLAND)		6,120	6,252
9105114050	BTY FOR ALRM CLK,EXC TRAVEL,BATTRY,OPTO-ELECTRONIC	NO	1,680	1,957
	CHINA,PEOPLE'S REP.(MAINLAND)		1,680	1,957
9105118005	MOVEMENTS FOR ALARM CLOCKS, AC POWERED, NESOI	NO	7,576	10,978
	CHINA,PEOPLE'S REP.(MAINLAND)		7,576	10,978
9105118015	CASES FOR ALARM CLOCKS, AC POWERED, NESOI	NO	1,536	2,157
	CHINA,PEOPLE'S REP.(MAINLAND)		1,536	2,157
9105118050	MVTS FOR ALRM CLK,EXC TRVL,BTY,EXC OPTO-ELECTRONIC	NO	3,598	2,630
	CHINA,PEOPLE'S REP.(MAINLAND)		3,598	2,630
9105118060	CSE FOR ALRM CLK EXC TRVL,BTRY,EXC OPTO-ELECTRONIC	NO	3,598	2,142
	CHINA,PEOPLE'S REP.(MAINLAND)		3,598	2,142
9105118070	BTY FOR ALRM CLK,EXC TRVL,BTRY,EXC OPTO-ELECTRONIC	NO	2,938	1,123
	CHINA,PEOPLE'S REP.(MAINLAND)		2,938	1,123
9105194000	OTHER ALARM CLOCKS, VALUED NOT OVER $5 EACH,NESOI	NO	53,859	38,414
	CHINA,PEOPLE'S REP.(MAINLAND)		53,364	36,673
	JAPAN		495	1,741
9105195000	OTHER ALARM CLOCKS, VALUED OVER $5 EACH, NESOI	NO	448	15,902
	CHINA,PEOPLE'S REP.(MAINLAND)		276	11,868
	JAPAN		160	1,700
	SPAIN		12	2,334
9105218010	MVTS FOR WALL CLOCKS, AC POWERED ONLY	NO	18	720
	FRANCE		18	720
9105218030	MOVEMENTS FOR WALL CLOCKS, BATTERY POWERED	NO	7,626	12,485
	CHINA (TAIWAN)		1,200	1,950
	CHINA,PEOPLE'S REP.(MAINLAND)		6,426	10,535
9105218040	CASES FOR WALL CLOCKS, BATTERY POWERED	NO	9,003	18,572
	CHINA (TAIWAN)		1,200	1,950
	CHINA,PEOPLE'S REP.(MAINLAND)		7,803	16,622

TABLE - 2 IMPORTS INTO PUERTO RICO FROM FOREIGN COUNTRIES, BY COMMODITY AND COUNTRY OF ORIGIN
FISCAL YEAR 2003

COMM CODE	DESCRIPTION AND COUNTRY	UNIT	QUANTITY	VALUE - $
9105218050	BATTERIES FOR WALL CLOCKS, BATTERY POWERED	NO	6,016	10,074
	CHINA,PEOPLE'S REP.(MAINLAND)		3,816	5,388
	COLOMBIA		2,200	4,686
9105294000	OTHER WALL CLOCKS, VALUED NOT OVER $5 EACH,NESOI	NO	26,998	49,641
	CHINA,PEOPLE'S REP.(MAINLAND)		9,292	14,188
	COLOMBIA		16,452	33,426
	HONG KONG		1,104	1,557
	MEXICO		150	470
9105295000	OTHER WALL CLOCKS, VALUED OVER $5 EACH, NESOI	NO	1,471	49,806
	CHINA,PEOPLE'S REP.(MAINLAND)		1,470	48,186
	SPAIN		1	1,620
9105918010	MOVEMENTS FOR OTHER CLOCKS, AC POWERED, NESOI	NO	2,043	2,623
	CHINA,PEOPLE'S REP.(MAINLAND)		2,043	2,623
9105918020	CASES FOR OTHER CLOCKS, AC POWERED, NESOI	NO	578	2,623
	CHINA,PEOPLE'S REP.(MAINLAND)		578	2,623
9105918030	MOVEMENTS FOR OTHER CLOCKS, BATTERY POWERED, NESOI	NO	12,018	5,262
	CHINA,PEOPLE'S REP.(MAINLAND)		12,000	4,769
	FRANCE		18	493
9105918040	CASES FOR OTHER CLOCKS NESOI	NO	12,018	28,120
	CHINA,PEOPLE'S REP.(MAINLAND)		12,000	26,932
	FRANCE		18	1,188
9105995000	OTHER CLOCKS, VALUED NOT OVER $5 EACH, NESOI	NO	64,428	77,320
	CHINA,PEOPLE'S REP.(MAINLAND)		63,808	75,370
	JAPAN		120	480
	SWITZERLAND		500	1,470
9105996000	OTHER CLOCKS, VALUED OVER $5 EACH, NESOI	NO	3,681	39,095
	CHINA,PEOPLE'S REP.(MAINLAND)		3,270	32,686
	COSTA RICA		253	4,547
	JAPAN		101	1,037
	MEXICO		57	825
9106905510	APPT,W OPTO-ELETRONIC DISPLY MEAS,RECORD TIME,BATT	NO	920	1,895
	CHINA,PEOPLE'S REP.(MAINLAND)		920	1,895
9106905520	BTY FOR APPT,W OPTO-ELEC DISP MEAS,RECORD TIME,BAT	NO	920	920
	CHINA,PEOPLE'S REP.(MAINLAND)		920	920
9107008000	TIME SWITCHES WITH CLKS/WATCH MOVEMENT ETC,OV $5	NO	109	1,176
	CHINA (TAIWAN)		109	1,176
9111800000	WATCH CASES, NESOI	NO	1,008	841
	CHINA,PEOPLE'S REP.(MAINLAND)		1,008	841
9111905000	PTS,WATCH OF BASE METAL,BEZELS,BACKS AND CENTERS	NO	561	22,081
	SWITZERLAND		561	22,081
9111907000	PARTS FOR WATCHES OF BASE METAL, NESOI	NO	780	13,070
	SWITZERLAND		780	13,070
9112204000	CLOCK CASES OF METAL	NO	1,296	1,207
	SWITZERLAND		1,296	1,207
9112900000	PARTS FOR CLOCK CASES, NESOI	X		13,542
	SWITZERLAND			13,542
9113100000	WATCH BANDS ETC,OF PRCS METAL/METAL CLAD W PRCS MT	X		3,629
	ITALY			3,354
	SWITZERLAND			275
9113204000	WATCH BANDS ETC, OF BASE METAL,OVER $5 PER DOZEN	DOZ	270	79,899
	CHINA,PEOPLE'S REP.(MAINLAND)		40	3,771
	ITALY		4	304
	SWITZERLAND		226	75,824
9113209000	PARTS FOR WATCH STRAPS, OF BASE METAL	X		25,133
	FRANCE			1,098
	SWITZERLAND			24,035
9113908000	PARTS FOR WATCH BANDS, OF PRECIOUS METAL	X		12,022
	FRANCE			2,424
	HONG KONG			4,725
	SWITZERLAND			4,873
9114304000	CLOCK OR WATCH DIALS NOT EXCEEDING 50MM IN WIDTH	NO	124	3,443
	SWITZERLAND		124	3,443
9114406000	PLATES AND BRIDGES FOR WATCHES	X		2,083
	SWITZERLAND			2,083
9114901500	ASSEMBLIES & SUBASSEMBLIES FOR WATCH MOVEMENTS	X		3,519
	SWITZERLAND			3,519
9114904000	PARTS FOR WATCHES, NESOI	X		16,892
	SWITZERLAND			16,892

TABLE - 2 IMPORTS INTO PUERTO RICO FROM FOREIGN COUNTRIES, BY COMMODITY AND COUNTRY OF ORIGIN
FISCAL YEAR 2003

COMM CODE	DESCRIPTION AND COUNTRY	UNIT	QUANTITY	VALUE - $
9114905000	PARTS FOR CLOCKS, NESOI	X		10,199
	SWITZERLAND			10,199
	MUSICAL INSTRUMENTS; PARTS AND ACCESSORIES OF SUCH ARTICLES	TOTAL		3,181,468
9201100005	UPRIGHT PIANOS, USED	NO	46	27,282
	JAPAN		14	11,122
	KOREA,REP. OF (SOUTH KOREA)		32	16,160
9201100011	UPW PIANO CONT CASE LESSTHN 111.76CM IN HEIGHT	NO	3	5,400
	INDONESIA		3	5,400
9201100041	UPRT PIANO, CONT CASE MEAS GT 129.54CM HGHT, NESOI	NO	27	42,161
	CHINA,PEOPLE'S REP.(MAINLAND)		20	18,438
	JAPAN		7	23,723
9201200005	GRAND PIANOS, USED	NO	1	6,048
	CANADA		1	6,048
9201200011	GRD PIANOS, CONT CASE MEAS LT 152.40CM LGTH, NESOI	NO	12	34,040
	CHINA (TAIWAN)		2	4,000
	INDONESIA		5	9,000
	JAPAN		5	21,040
9201200021	GRAND PIANOS,CASE BETW 152.40CM & 167.64CM LGTH	NO	21	73,239
	JAPAN		21	73,239
9201200031	GRND PIANOS, CASE BW 167.64CM &180.34CM LGTH,NESOI	NO	2	9,789
	JAPAN		2	9,789
9201200051	GRND PIANOS, CNT CASE MEAS GT 195.58CM LENGT,NESOI	NO	3	17,588
	JAPAN		3	17,588
9201900000	PIANOS, NESOI	NO	131	145,766
	CHINA,PEOPLE'S REP.(MAINLAND)		36	11,040
	INDONESIA		73	119,747
	JAPAN		22	14,979
9202100000	STRING MUSICAL INSTRUMENTS PLAYED WITH A BOW	NO	969	47,598
	CHINA,PEOPLE'S REP.(MAINLAND)		969	47,598
9202902000	GUITARS NOT OVER $100, EXCLD THE VALUE OF THE CASE	NO	17,698	359,629
	CHINA (TAIWAN)		474	4,247
	CHINA,PEOPLE'S REP.(MAINLAND)		16,072	284,300
	INDONESIA		420	19,800
	SPAIN		732	51,282
9202904000	GUITARS, NESOI	NO	657	89,445
	CHINA,PEOPLE'S REP.(MAINLAND)		39	6,360
	SPAIN		618	83,085
9202906000	STRING MUSICAL INSTRUMENTS, NESOI	NO	265	9,825
	CHINA,PEOPLE'S REP.(MAINLAND)		240	6,360
	SPAIN		25	3,465
9203008000	KEYBOARD INSTRUMENTS, NESOI	NO	4	4,000
	AUSTRALIA		4	4,000
9204104000	PIANO ACCORDIONS	NO	10	2,550
	AUSTRIA		10	2,550
9205100040	BRASS-WIND INSTRUMENTS VALUED NOT OVER $10 EACH	NO	4,320	3,209
	CHINA,PEOPLE'S REP.(MAINLAND)		4,320	3,209
9205100080	BRASS-WIND INSTRUMENTS VALUED OVER $10 EACH	NO	1,146	78,066
	CHINA (TAIWAN)		140	13,891
	CHINA,PEOPLE'S REP.(MAINLAND)		997	59,441
	JAPAN		7	2,684
	PANAMA		2	2,050
9205904020	CLARINETS	NO	363	23,863
	CHINA (TAIWAN)		109	7,285
	CHINA,PEOPLE'S REP.(MAINLAND)		210	10,830
	INDONESIA		44	5,748
9205904040	SAXOPHONES	NO	634	171,554
	CHINA (TAIWAN)		167	37,066
	CHINA,PEOPLE'S REP.(MAINLAND)		399	68,665
	JAPAN		68	65,823
9205904060	FLUTES AND PICCOLOS (EXCEPT BAMBOO)	NO	2,235	26,669
	CHINA (TAIWAN)		68	7,564
	CHINA,PEOPLE'S REP.(MAINLAND)		150	8,850
	INDONESIA		2,000	5,200
	JAPAN		17	5,055
9206002000	DRUMS	NO	26,680	755,610

TABLE - 2 IMPORTS INTO PUERTO RICO FROM FOREIGN COUNTRIES, BY COMMODITY AND COUNTRY OF ORIGIN
FISCAL YEAR 2003

COMM CODE	DESCRIPTION AND COUNTRY	UNIT	QUANTITY	VALUE - $
	CHINA (TAIWAN)		7,870	162,153
	CHINA,PEOPLE'S REP.(MAINLAND)		12,937	261,167
	INDONESIA		94	38,649
	JAPAN		71	2,750
	PAKISTAN		1,950	8,154
	SPAIN		16	2,982
	THAILAND		3,742	279,755
9206004000	CYMBALS	NO	548	31,088
	GERMANY		480	27,747
	TURKEY		68	3,341
9206006000	SETS OF TUNED BELLS, AS CHIMES,PEALS OR CARILLIONS	NO	2,008	22,439
	CHINA,PEOPLE'S REP.(MAINLAND)		1,816	18,007
	THAILAND		192	4,432
9206008000	PERCUSSION MUSICAL INSTRUMENTS, NESOI	NO	161,182	476,598
	CHINA (TAIWAN)		15,896	71,548
	CHINA,PEOPLE'S REP.(MAINLAND)		45,722	267,965
	DOMINICAN REPUBLIC		4,596	3,390
	MEXICO		5,688	2,842
	PAKISTAN		85,524	105,115
	THAILAND		3,756	25,738
9207100010	MUSICAL SYNTHESIZERS VALUED $100 OR OVER EACH	NO	42	59,492
	JAPAN		42	59,492
9207100055	KEYBRD INST WITH MORE THAN 1 KEYBRD $200 OR OVER	NO	6	2,824
	MALAYSIA		6	2,824
9207100065	KEYBRD INST EXC ACCORDIONS W/ 1 KEYBRD UNDER $100	NO	1,512	21,848
	CHINA,PEOPLE'S REP.(MAINLAND)		1,512	21,848
9207100075	KEYBRD INST EXC ACCORDIONS W/ 1 KEYBRD $100 OR OV	NO	654	91,868
	CHINA,PEOPLE'S REP.(MAINLAND)		627	72,729
	INDONESIA		14	7,738
	JAPAN		7	4,020
	MALAYSIA		6	7,381
9207900040	FRETTED STRINGED INSTRUMENTS	NO	2,157	152,526
	CHINA (TAIWAN)		74	21,884
	CHINA,PEOPLE'S REP.(MAINLAND)		1,729	97,140
	INDONESIA		234	19,620
	KOREA,REP. OF (SOUTH KOREA)		96	9,367
	SPAIN		24	4,515
9207900080	MUSICAL INSTRUMENTS, ELECTRICALLY AMPLIFIED, NESOI	NO	657	71,172
	CHINA,PEOPLE'S REP.(MAINLAND)		500	26,286
	INDONESIA		135	40,733
	SPAIN		22	4,153
9208100000	MUSIC BOXES	NO	11,377	42,563
	CHINA,PEOPLE'S REP.(MAINLAND)		11,177	37,187
	INDIA		200	5,376
9208900040	MUSICAL INST, NOT IN ANY OTHER HEADING OF CHAP. 92	NO	1,250	5,940
	THAILAND		1,250	5,940
9209100000	METRONOMES, TUNING FORKS AND PITCH PIPES	X		6,732
	CHINA (TAIWAN)			2,232
	KOREA,REP. OF (SOUTH KOREA)			4,500
9209200000	MECHANISMS FOR MUSIC BOXES	NO	2	2,785
	AUSTRALIA		2	2,785
9209922000	MUTES, INST STANDS & MUSIC HOLDERS OF HEADING 9202	X		5,240
	PAKISTAN			5,240
9209926000	PTS OF BOWS,CHIN REST & PTS FOR INST PLY WITH BOW	X		2,352
	CHINA,PEOPLE'S REP.(MAINLAND)			2,352
9209928000	PTS & ACCESSORIES FOR INST OF HEADING 9202, NESOI	X		57,068
	ARGENTINA			8,972
	CHINA (TAIWAN)			5,693
	CHINA,PEOPLE'S REP.(MAINLAND)			18,247
	GERMANY			24,156
9209944000	COLLAPSIBLE INSTRUMENT STANDS OF HEADING 9207	X		9,809
	CHINA,PEOPLE'S REP.(MAINLAND)			9,809
9209948000	PTS & ACCESSORIES FOR INST OF HEADING 9207, NESOI	X		23,617
	CHINA (TAIWAN)			20,617
	CHINA,PEOPLE'S REP.(MAINLAND)			3,000
9209991000	MUTES, PEDALS, DAMPERS, SPURS FOR DRUMS PEDALS	X		102,485
	CHINA (TAIWAN)			48,332
	CHINA,PEOPLE'S REP.(MAINLAND)			34,728

TABLE - 2 IMPORTS INTO PUERTO RICO FROM FOREIGN COUNTRIES, BY COMMODITY AND COUNTRY OF ORIGIN
FISCAL YEAR 2003

COMM CODE	DESCRIPTION AND COUNTRY	UNIT	QUANTITY	VALUE - $
	INDONESIA			2,671
	THAILAND			16,754
9209994040	PARTS AND ACCESSORIES FOR WOODWIND MUSICAL INST	X		4,158
	MALAYSIA			4,158
9209994080	PTS & ACC FOR OTH WOODWIND & BRASS WIND MUS INST	X		6,000
	CHINA,PEOPLE'S REP.(MAINLAND)			6,000
9209998000	PARTS AND ACCESSORIES OF MUSICAL INST, NESOI	X		49,533
	CHINA (TAIWAN)			7,036
	PAKISTAN			28,910
	THAILAND			13,587
	ARMS AND AMMUNITION;PARTS AND ACCESSORIES THEREOF	TOTAL		66,810
	ARMS AND AMMUNITION;PARTS AND ACCESSORIES THEREOF	TOTAL		66,810
9303904000	PISTOLS & REVOLVERS FIRE BLANK CARTRIDGE OR AMMUNT	NO	114	42,493
	ITALY		114	42,493
9306210000	SHOTGUN CARTRIDGES AND PARTS THEREOF	THS	230	24,317
	SPAIN		230	24,317
	MISCELLANEOUS MANUFACTURED ARTICLES	TOTAL		224,029,937
	FURNITURE;BEDDING,MATTRESSES,MATTRESS SUPPORTS,CUSHIONS AND SIMILAR STUFFED FURNISHINGS;LAMPS AND LIGHTING FITTINGS, NOT ELSEWHERE SPECIFIED OR INCLUDED; ILLUMINATED SIGNS, ILLUMINATED NAME-PLATES AND THE LIKE,PREFABRICATED BUILDINGS	TOTAL		159,894,607
9401104000	SEATS USED FOR AIRCRAFT LEATHER UPHOLSTERED	NO	6	2,160
	CHINA,PEOPLE'S REP.(MAINLAND)		6	2,160
9401200010	CHILD SAFETY SEATS FOR MOTOR VEHICLES	NO	279	20,464
	CHINA,PEOPLE'S REP.(MAINLAND)		279	20,464
9401200090	SEATS (EXCEP CHILD SAFETY SEATS) FOR MTR VEHICLES	NO	537	39,511
	CHINA,PEOPLE'S REP.(MAINLAND)		344	20,921
	ITALY		30	5,624
	KOREA,REP. OF (SOUTH KOREA)		19	2,200
	MEXICO		90	5,675
	UNITED KINGDOM OF GT BRITAIN		54	5,091
9401304000	SWIVEL SEATS W/ HEIGHT ADJUSTMENT W/ WOODEN FRAME	NO	4,880	242,092
	CHINA,PEOPLE'S REP.(MAINLAND)		3,915	201,451
	DOMINICAN REPUBLIC		300	8,432
	ITALY		665	32,209
9401308010	HOUSEHLD SWIVEL SEATS W VARIABLE HGT ADJUST, NESOI	NO	4,829	317,612
	CHINA (TAIWAN)		1,767	32,617
	CHINA,PEOPLE'S REP.(MAINLAND)		2,433	253,537
	ITALY		629	31,458
9401308030	SWIVEL SEATS WITH VARIABLE HEIGHT ADJUSTMENT, NESO	NO	22,993	545,202
	CANADA		423	37,229
	CHINA (TAIWAN)		3,418	32,766
	CHINA,PEOPLE'S REP.(MAINLAND)		17,126	363,194
	ITALY		546	48,753
	NETHERLANDS		3	2,094
	POLAND		663	10,280
	SPAIN		814	50,886
9401400000	SEATS EXC GARDEN SEATS/CAMPING EQUIP, CONVT TO BED	NO	11,699	504,927
	BRAZIL		288	36,655
	CHINA (TAIWAN)		2,884	109,097
	CHINA,PEOPLE'S REP.(MAINLAND)		7,249	208,478
	COLOMBIA		1	2,500
	DOMINICAN REPUBLIC		359	10,230
	FRANCE		3	2,868
	GERMANY		5	5,721
	INDONESIA		678	30,712
	ITALY		86	41,856

TABLE - 2 IMPORTS INTO PUERTO RICO FROM FOREIGN COUNTRIES, BY COMMODITY AND COUNTRY OF ORIGIN
FISCAL YEAR 2003

COMM CODE	DESCRIPTION AND COUNTRY	UNIT	QUANTITY	VALUE - $
	MEXICO		146	56,810
9401500040	SEATS OF RATTAN	NO	18,108	1,024,051
	CHINA,PEOPLE'S REP.(MAINLAND)		2,514	102,112
	COLOMBIA		2	3,625
	INDONESIA		9,517	385,039
	ITALY		11	10,563
	PHILIPPINES		4,964	494,112
	THAILAND		1,100	28,600
9401500080	SEATS OF CANE, OSIER, BAMBOO OR SIMLR MATR, NESOI	NO	1,019	52,293
	CHINA,PEOPLE'S REP.(MAINLAND)		200	3,000
	FRANCE		8	3,110
	INDONESIA		134	3,306
	MALAYSIA		420	11,515
	PHILIPPINES		158	23,466
	VIETNAM		99	7,896
9401612010	HOUSEHLD SEAT WOODEN FRAMES, CHAIRS TEAK UPHOLSTER	NO	576	72,907
	CHINA,PEOPLE'S REP.(MAINLAND)		146	9,736
	MEXICO		213	4,203
	THAILAND		28	2,570
	TURKEY		189	56,398
9401612030	SEATS WITH WOODEN FRAMES, CHAIRS TEAK UPHOLSTERED	NO	769	11,718
	COLOMBIA		746	8,272
	ITALY		23	3,446
9401614010	HOUSEHLD SEAT W WOODEN FRAME, CHAIR UPHOLSTD NESOI	NO	84,832	5,467,947
	ARGENTINA		815	33,222
	BRAZIL		3,690	246,726
	BULGARIA		54	12,689
	CANADA		187	42,747
	CHINA (TAIWAN)		2,589	82,897
	CHINA,PEOPLE'S REP.(MAINLAND)		38,539	1,551,992
	COLOMBIA		354	52,754
	DENMARK		10	6,866
	DOMINICAN REPUBLIC		3,819	381,851
	ECUADOR		97	22,598
	GERMANY		55	28,343
	GUATEMALA		42	12,615
	HONG KONG		180	9,418
	INDONESIA		403	30,878
	ITALY		12,623	1,486,787
	LITHUANIA		8	10,124
	MALAYSIA		3,891	243,063
	MEXICO		5,847	625,550
	PERU		142	10,778
	PHILIPPINES		94	14,390
	ROMANIA		423	20,152
	SPAIN		1,713	89,430
	THAILAND		7,313	204,460
	TURKEY		762	209,687
	UNITED KINGDOM OF GT BRITAIN		2	2,192
	VIETNAM		1,180	35,738
9401614030	SEATS WITH WOODEN FRAMES, CHAIR UPHOLSTERED, NESOI	NO	11,665	399,440
	BRAZIL		64	10,288
	CHINA (TAIWAN)		221	2,210
	CHINA,PEOPLE'S REP.(MAINLAND)		7,311	76,007
	DENMARK		85	12,217
	DOMINICAN REPUBLIC		862	87,911
	FRANCE		26	14,433
	ITALY		498	101,236
	MALAYSIA		2,285	55,389
	MEXICO		32	9,120
	PERU		111	8,618
	SPAIN		170	22,011
9401616010	HOUSEHLD SEATS W WOODEN FRAMES, UPHOLSTERED, NESOI	NO	115,210	14,017,956
	ARGENTINA		768	20,851
	BRAZIL		2,673	200,224
	CANADA		50	7,716
	CHILE		70	5,128
	CHINA (TAIWAN)		1,130	63,183

TABLE - 2 IMPORTS INTO PUERTO RICO FROM FOREIGN COUNTRIES, BY COMMODITY AND COUNTRY OF ORIGIN
FISCAL YEAR 2003

COMM CODE	DESCRIPTION AND COUNTRY	UNIT	QUANTITY	VALUE - $
	CHINA,PEOPLE'S REP.(MAINLAND)		46,514	3,804,286
	COLOMBIA		142	6,162
	DENMARK		134	32,225
	DOMINICAN REPUBLIC		7,689	994,642
	ECUADOR		97	32,575
	GERMANY		62	21,005
	HONG KONG		445	71,832
	INDONESIA		4,340	201,444
	ITALY		27,466	5,754,735
	MALAYSIA		4,559	162,266
	MEXICO		11,684	2,042,322
	NICARAGUA		253	3,225
	PHILIPPINES		767	54,316
	ROMANIA		818	138,678
	SPAIN		1,683	214,110
	THAILAND		1,272	75,761
	TURKEY		106	18,080
	VIETNAM		2,488	93,190
9401616030	SEATS WITH WOODEN FRAMES, UPHOLSTERED, NESOI	NO	5,372	661,796
	BRAZIL		32	4,800
	CHINA (TAIWAN)		1,488	38,210
	CHINA,PEOPLE'S REP.(MAINLAND)		550	71,394
	DENMARK		42	6,044
	DOMINICAN REPUBLIC		108	12,582
	ITALY		1,645	450,484
	MEXICO		842	57,833
	POLAND		448	6,040
	SPAIN		217	14,409
9401692010	HSHLD SEAT W WOODEN FRAME, BENTWOOD, EXC UPHOLSTER	NO	862	23,317
	COLOMBIA		630	9,005
	INDONESIA		162	11,248
	MEXICO		70	3,064
9401692030	SEATS WITH WOODEN FRAMES, BENTWOOD, EXC UPHOLSTER	NO	255	28,542
	ITALY		35	6,483
	MEXICO		171	3,933
	PERU		18	3,443
	SPAIN		31	14,683
9401694010	HSHLD SEAT W WOODEN FRAME, CHAIR TEAK EXC UPHOLSTD	NO	202	37,253
	CHINA,PEOPLE'S REP.(MAINLAND)		33	2,210
	ITALY		67	24,858
	THAILAND		102	10,185
9401694030	SEATS WITH WOODEN FRAMES, CHAIRS TEAK EXC UPHOLSTD	NO	60	4,844
	CHINA,PEOPLE'S REP.(MAINLAND)		54	2,118
	SPAIN		6	2,726
9401696010	HSHLD SEAT W WOODEN FRAME FOR CHRS, EXC UPHL NESOI	NO	81,455	2,315,919
	ARGENTINA		7	3,180
	BRAZIL		2,910	73,463
	CANADA		60	4,506
	CHINA (TAIWAN)		4,220	117,064
	CHINA,PEOPLE'S REP.(MAINLAND)		56,284	1,220,582
	COLOMBIA		80	5,524
	DOMINICAN REPUBLIC		44	4,925
	HAITI		219	4,273
	INDONESIA		959	41,679
	ITALY		2,531	415,786
	MALAYSIA		9,651	235,362
	MEXICO		552	33,188
	PERU		32	5,540
	PHILIPPINES		64	13,148
	ROMANIA		2,034	54,143
	SPAIN		18	2,316
	THAILAND		1,718	78,622
	VIETNAM		72	2,618
9401696030	SEAT WITH WOODEN FRAMES FOR CHAIRS, EXC UPHL NESOI	NO	2,969	107,585
	ARGENTINA		120	3,360
	BOLIVIA		154	2,038
	CHINA,PEOPLE'S REP.(MAINLAND)		1,134	36,586
	DOMINICAN REPUBLIC		45	17,100

TABLE - 2 IMPORTS INTO PUERTO RICO FROM FOREIGN COUNTRIES, BY COMMODITY AND COUNTRY OF ORIGIN
FISCAL YEAR 2003

COMM CODE	DESCRIPTION AND COUNTRY	UNIT	QUANTITY	VALUE - $
	ECUADOR		24	4,270
	INDONESIA		11	2,714
	ITALY		13	2,392
	ROMANIA		1,468	39,125
9401698010	HSHLD SEAT W WOODEN FRAME EXCPT UPHOLSTERED, NESOI	NO	21,316	1,714,748
	BRAZIL		258	8,335
	CHINA (TAIWAN)		750	23,020
	CHINA,PEOPLE'S REP.(MAINLAND)		12,507	180,335
	COLOMBIA		21	3,535
	DOMINICAN REPUBLIC		528	58,193
	HAITI		68	2,394
	HONG KONG		456	24,503
	INDONESIA		180	15,523
	ITALY		5,167	1,171,644
	MALAYSIA		440	7,194
	MEXICO		916	209,688
	PHILIPPINES		10	3,290
	SPAIN		15	7,094
9401698030	SEATS WITH WOODEN FRAMES EXCEPT UPHOLSTERED, NESOI	NO	15,271	268,830
	BRAZIL		54	11,658
	CHINA (TAIWAN)		1,822	63,096
	CHINA,PEOPLE'S REP.(MAINLAND)		11,186	95,575
	DENMARK		29	2,832
	DOMINICAN REPUBLIC		73	2,277
	ECUADOR		32	11,001
	INDONESIA		280	12,678
	MEXICO		26	2,144
	SPAIN		105	28,465
	VENEZUELA		1,664	39,104
9401710010	HOUSEHOLD SEATS WITH METAL FRAMES, UPHOLSTERED	NO	66,374	1,515,555
	BRAZIL		2,576	260,942
	CHINA (TAIWAN)		170	4,930
	CHINA,PEOPLE'S REP.(MAINLAND)		54,602	665,160
	FRANCE		10	5,986
	GERMANY		75	16,362
	ITALY		5,913	434,493
	MALAYSIA		244	6,340
	MEXICO		45	2,550
	NETHERLANDS		12	13,758
	PHILIPPINES		334	15,296
	SPAIN		1,397	52,166
	VIETNAM		996	37,572
9401710030	SEATS WITH METAL FRAMES, UPHOLSTERED	NO	74,629	2,373,697
	BRAZIL		5,312	301,016
	CANADA		2,816	96,434
	CHINA (TAIWAN)		13,922	341,213
	CHINA,PEOPLE'S REP.(MAINLAND)		31,222	420,203
	COSTA RICA		431	8,213
	FRANCE		28	16,845
	HONG KONG		3,854	63,128
	ITALY		4,812	668,128
	KOREA,REP. OF (SOUTH KOREA)		1,289	20,090
	MALAYSIA		2,922	62,786
	MEXICO		808	66,768
	PERU		240	2,880
	POLAND		454	9,204
	SPAIN		1,391	169,005
	VENEZUELA		5,128	127,784
9401790005	HSHLD OUTDOOR SEATS W MTL FRAME, W TEXT COVRD CUSH	NO	25,198	679,614
	CHINA (TAIWAN)		1,778	115,283
	CHINA,PEOPLE'S REP.(MAINLAND)		22,489	552,585
	ITALY		11	4,000
	PERU		920	7,746
9401790015	OUTDOOR SEATS W MTL FRAME, W TEXT COVERED CUSHIONS	NO	43,352	250,517
	CHINA,PEOPLE'S REP.(MAINLAND)		43,352	250,517
9401790025	HSHLD OUTDOR SEAT W MTL FRAME, EXC OF TEXT CUSHION	NO	58,632	422,211
	CHINA (TAIWAN)		520	15,881
	CHINA,PEOPLE'S REP.(MAINLAND)		57,087	336,621

TABLE - 2 IMPORTS INTO PUERTO RICO FROM FOREIGN COUNTRIES, BY COMMODITY AND COUNTRY OF ORIGIN
FISCAL YEAR 2003

COMM CODE	DESCRIPTION AND COUNTRY	UNIT	QUANTITY	VALUE - $
	COLOMBIA		400	2,205
	ITALY		390	14,779
	MEXICO		235	52,725
9401790035	OUTDOOR SEATS W METAL FRAMES, EXC OF TEXT CUSHIONS	NO	25,602	184,917
	CANADA		6	2,970
	CHINA (TAIWAN)		3,540	18,660
	CHINA,PEOPLE'S REP.(MAINLAND)		21,303	123,143
	SPAIN		498	32,720
	UNITED KINGDOM OF GT BRITAIN		255	7,424
9401790045	HSHLD SEATS WITH METAL FRAMES, EXCEPT UPHOLSTERED	NO	71,212	528,750
	CHINA (TAIWAN)		334	8,734
	CHINA,PEOPLE'S REP.(MAINLAND)		67,610	407,266
	DOMINICAN REPUBLIC		157	2,451
	ITALY		2,261	73,044
	MALAYSIA		162	2,893
	MEXICO		83	5,285
	NETHERLANDS		12	5,124
	PHILIPPINES		211	12,027
	POLAND		375	5,381
	SPAIN		7	6,545
9401790050	SEATS WITH METAL FRAMES, EXCEPT UPHOLSTERED	NO	34,555	790,694
	BRAZIL		468	6,074
	CHINA (TAIWAN)		2,985	104,995
	CHINA,PEOPLE'S REP.(MAINLAND)		19,546	241,860
	COLOMBIA		2,556	46,669
	COSTA RICA		40	2,400
	FRANCE		15	4,745
	ITALY		5,019	154,187
	MALAYSIA		1,157	30,370
	MEXICO		82	14,988
	SPAIN		1,371	153,480
	VENEZUELA		1,316	30,926
9401802010	HSHLD SEATS OF REINFORCED OR LAMINATED PLASTICS	NO	52,019	189,929
	CHINA,PEOPLE'S REP.(MAINLAND)		11,886	108,969
	COLOMBIA		4,340	14,886
	EL SALVADOR		4,000	2,280
	ISRAEL		10,080	6,955
	MEXICO		4,840	12,826
	SPAIN		3,508	13,500
	TURKEY		13,365	30,513
9401802030	SEATS OF REINFORCED OR LAMINATED PLASTICS	NO	13,823	108,036
	CHINA,PEOPLE'S REP.(MAINLAND)		13,171	35,832
	ITALY		94	20,323
	MEXICO		98	17,520
	SPAIN		460	34,361
9401804025	HSHLD OUTDR SEAT OF RUB/PLTS, NT TEXT COV SEAT MTL	NO	118,359	249,981
	ARGENTINA		3,232	7,368
	CHINA,PEOPLE'S REP.(MAINLAND)		72,674	71,368
	DOMINICAN REPUBLIC		1,954	15,194
	ISRAEL		5,508	5,949
	ITALY		7,338	60,991
	PANAMA		23,807	51,767
	SPAIN		3,846	37,344
9401804035	OUTDOOR SEATS OF RUBB/PLTS, NOT TEXT COVER SEAT MT	NO	5,183	85,586
	ITALY		5,130	14,672
	SPAIN		53	70,914
9401804045	SEATS OF RUBBER OR PLASTICS, NESOI	NO	45,246	107,346
	CHINA,PEOPLE'S REP.(MAINLAND)		16,747	62,253
	INDIA		16,596	14,111
	ISRAEL		10,720	7,504
	ITALY		1,183	23,478
9401806010	HOUSEHOLD SEATS, NESOI	NO	3,009	274,179
	BRAZIL		175	27,581
	CHINA (TAIWAN)		84	30,850
	CHINA,PEOPLE'S REP.(MAINLAND)		341	42,580
	COLOMBIA		1,029	15,446
	DOMINICAN REPUBLIC		48	3,040
	FRANCE		5	3,075

TABLE - 2 IMPORTS INTO PUERTO RICO FROM FOREIGN COUNTRIES, BY COMMODITY AND COUNTRY OF ORIGIN
FISCAL YEAR 2003

COMM CODE	DESCRIPTION AND COUNTRY	UNIT	QUANTITY	VALUE - $
	INDONESIA		102	4,466
	ITALY		1,161	137,461
	MEXICO		64	9,680
9401806030	SEATS, NESOI	NO	2,349	99,335
	BRAZIL		129	8,856
	CHINA,PEOPLE'S REP.(MAINLAND)		1,850	12,765
	COLOMBIA		194	8,225
	DOMINICAN REPUBLIC		55	2,510
	SPAIN		121	66,979
9401901085	SEAT PARTS OF A KIND USED FOR MTR VEHICLES, NESOI	X		28,264
	CHINA,PEOPLE'S REP.(MAINLAND)			3,000
	JAPAN			18,717
	KOREA,REP. OF (SOUTH KOREA)			6,547
9401902580	SEAT PARTS OF CANE, BAMBOO OR SIMLR MATERIAL NESOI	X		7,091
	FRANCE			7,091
9401903500	SEAT PARTS OF RUBBER OR PLASTICS	X		150,334
	CANADA			112,130
	CHINA (TAIWAN)			35,600
	MEXICO			2,604
9401904000	SEAT PARTS OF WOOD	X		472,111
	CHINA (TAIWAN)			271,220
	CHINA,PEOPLE'S REP.(MAINLAND)			86,194
	COSTA RICA			84,792
	FRANCE			5,188
	ITALY			13,267
	VENEZUELA			11,450
9401905020	SEAT PARTS OF TEXTILE MATERIAL CUT TO SHAPE, NESOI	X		14,370
	ITALY			14,370
9401905080	SEAT PARTS, NESOI	X		216,551
	CHINA (TAIWAN)			138,655
	CHINA,PEOPLE'S REP.(MAINLAND)			58,372
	COSTA RICA			19,524
9402100000	DENTISTS', BARBERS OR SIMILAR CHAIRS AND PARTS	X		262,860
	BRAZIL			38,152
	CHINA,PEOPLE'S REP.(MAINLAND)			71,783
	GERMANY			10,214
	ITALY			110,662
	SPAIN			32,049
9402900010	HOSPITAL FURNITURE	X		212,072
	CHINA (TAIWAN)			170,401
	SPAIN			9,800
	UNITED KINGDOM OF GT BRITAIN			31,871
9402900020	MEDICAL SURGICAL DENTAL/VETERNARY FURNITURE, NESOI	X		591,126
	BRAZIL			43,984
	CANADA			29,193
	CHINA (TAIWAN)			114,670
	CHINA,PEOPLE'S REP.(MAINLAND)			124,616
	GERMANY			94,309
	ISRAEL			17,600
	ITALY			86,904
	NETHERLANDS			2,787
	SWITZERLAND			74,935
	UNITED KINGDOM OF GT BRITAIN			2,128
9403100020	METAL FILING CABINETS OF A KIND USED IN OFFICES	X		795,734
	CHINA,PEOPLE'S REP.(MAINLAND)			8,890
	COLOMBIA			36,840
	DENMARK			3,702
	ECUADOR			11,628
	KOREA,REP. OF (SOUTH KOREA)			2,859
	MALAYSIA			70,861
	PANAMA			616,587
	VENEZUELA			44,367
9403100040	METAL FURNITURE OF A KIND USED IN OFFICE, NESOI	X		1,798,251
	BRAZIL			60,323
	CANADA			58,164
	CHINA (TAIWAN)			476,545
	CHINA,PEOPLE'S REP.(MAINLAND)			49,197
	COLOMBIA			3,962

TABLE - 2 IMPORTS INTO PUERTO RICO FROM FOREIGN COUNTRIES, BY COMMODITY AND COUNTRY OF ORIGIN
FISCAL YEAR 2003

COMM CODE	DESCRIPTION AND COUNTRY	UNIT	QUANTITY	VALUE - $
	COSTA RICA			177,651
	DENMARK			103,675
	DOMINICAN REPUBLIC			5,002
	ECUADOR			18,807
	HONG KONG			18,090
	ITALY			177,743
	KOREA,REP. OF (SOUTH KOREA)			2,713
	MALAYSIA			5,625
	MEXICO			101,821
	NETHERLANDS			2,170
	PANAMA			47,091
	SPAIN			479,480
	SWITZERLAND			10,192
9403200010	HOUSEHOLD METAL FURNITURE	X		7,298,040
	BELGIUM			2,119
	BRAZIL			117,957
	CANADA			69,115
	CHINA (TAIWAN)			1,218,649
	CHINA,PEOPLE'S REP.(MAINLAND)			3,955,079
	DENMARK			5,998
	DOMINICAN REPUBLIC			12,296
	FRANCE			10,271
	GERMANY			36,450
	GUATEMALA			2,960
	HONG KONG			269,720
	INDONESIA			5,565
	ITALY			859,503
	MALAYSIA			95,619
	MEXICO			162,530
	PANAMA			18,166
	PHILIPPINES			109,535
	PORTUGAL			171,931
	SPAIN			174,577
9403200020	COUNTERS,LOCKERS,RACKS,DISPLAY CASES,ETC OF METAL	X		4,371,256
	AUSTRIA			5,038
	BRAZIL			352,287
	CANADA			620,167
	CHINA (TAIWAN)			202,683
	CHINA,PEOPLE'S REP.(MAINLAND)			459,055
	COLOMBIA			179,998
	COSTA RICA			10,752
	DENMARK			19,352
	DOMINICAN REPUBLIC			44,940
	FRANCE			5,228
	GERMANY			344,543
	HONG KONG			3,773
	ITALY			426,757
	MEXICO			558,729
	NETHERLANDS			11,072
	PANAMA			56,783
	PHILIPPINES			4,156
	PORTUGAL			4,280
	SPAIN			369,853
	SWEDEN			83,576
	UNITED KINGDOM OF GT BRITAIN			8,958
	VENEZUELA			599,276
9403200030	METAL FURNITURE, NESOI	X		2,805,944
	ARGENTINA			6,981
	BRAZIL			112,860
	CANADA			186,391
	CHINA (TAIWAN)			88,015
	CHINA,PEOPLE'S REP.(MAINLAND)			589,333
	COLOMBIA			474,781
	COSTA RICA			381,325
	DENMARK			87,623
	DOMINICAN REPUBLIC			59,995
	HONG KONG			25,980
	ITALY			453,582

TABLE - 2 IMPORTS INTO PUERTO RICO FROM FOREIGN COUNTRIES, BY COMMODITY AND COUNTRY OF ORIGIN
FISCAL YEAR 2003

COMM CODE	DESCRIPTION AND COUNTRY	UNIT	QUANTITY	VALUE - $
	MALAYSIA			24,980
	MEXICO			16,253
	NETHERLANDS			18,384
	PANAMA			17,652
	SPAIN			113,040
	THAILAND			8,992
	VENEZUELA			139,777
9403304000	BENT-WOOD FURNITURE OF A KIND USED IN OFFICES	X		9,592
	HONG KONG			9,592
9403308000	WOODEN FURNITURE USED IN OFFICES, NESOI	X		2,653,803
	ARGENTINA			6,554
	BRAZIL			1,585,944
	CANADA			155,023
	CHINA (TAIWAN)			335,317
	CHINA,PEOPLE'S REP.(MAINLAND)			64,927
	DENMARK			78,457
	ECUADOR			2,100
	FRANCE			59,906
	ITALY			180,134
	MALAYSIA			34,761
	MEXICO			23,009
	NETHERLANDS			7,725
	PANAMA			17,838
	SPAIN			98,508
	THAILAND			3,600
9403404000	BENT-WOOD FURNITURE OF A KIND USED IN THE KITCHEN	X		23,842
	CHINA,PEOPLE'S REP.(MAINLAND)			15,423
	DOMINICAN REPUBLIC			6,240
	ITALY			2,179
9403409040	WOODEN DINING TABLES OF A KIND USED IN THE KITCHEN	NO	4,766	636,790
	BRAZIL		527	74,185
	CHINA (TAIWAN)		228	19,200
	CHINA,PEOPLE'S REP.(MAINLAND)		3,559	459,214
	INDONESIA		19	5,347
	ITALY		82	37,572
	MALAYSIA		95	3,824
	MEXICO		60	9,718
	SPAIN		171	23,279
	THAILAND		19	2,052
	TURKEY		6	2,399
9403409060	CABINETS DESIGNED FOR PERMANENT INSTALLATION	X		4,055,022
	ARGENTINA			8,656
	CANADA			22,800
	CHINA,PEOPLE'S REP.(MAINLAND)			785,459
	COLOMBIA			37,625
	DOMINICAN REPUBLIC			1,431,915
	FRANCE			2,107
	GERMANY			35,306
	ITALY			549,525
	SPAIN			1,181,629
9403409080	WOODEN FURNITURE OF USED IN THE KITCHEN, NESOI	X		866,475
	ARGENTINA			11,493
	BRAZIL			227,829
	CHINA,PEOPLE'S REP.(MAINLAND)			93,665
	DENMARK			6,889
	DOMINICAN REPUBLIC			46,564
	FRANCE			65,586
	GERMANY			35,588
	INDONESIA			2,141
	ITALY			291,764
	MEXICO			9,278
	SPAIN			65,047
	THAILAND			6,666
	TURKEY			3,965
9403504000	BENT-WOOD FURNITURE OF A KIND USED IN THE BEDROOM	X		413,643
	BRAZIL			65,618
	CANADA			36,241
	CHINA,PEOPLE'S REP.(MAINLAND)			227,291

TABLE - 2 IMPORTS INTO PUERTO RICO FROM FOREIGN COUNTRIES, BY COMMODITY AND COUNTRY OF ORIGIN
FISCAL YEAR 2003

COMM CODE	DESCRIPTION AND COUNTRY	UNIT	QUANTITY	VALUE - $
	DOMINICAN REPUBLIC			3,800
	INDONESIA			2,307
	ITALY			36,097
	MEXICO			2,479
	VIETNAM			39,810
9403509040	WOODEN BEDS OF A KIND USE IN THE BEDROOM	NO	92,640	8,599,176
	ARGENTINA		1,053	246,305
	BELGIUM		87	5,762
	BRAZIL		20,430	1,662,503
	CANADA		67	17,076
	CHILE		370	75,988
	CHINA (TAIWAN)		3,226	116,877
	CHINA,PEOPLE'S REP.(MAINLAND)		37,215	2,971,275
	COLOMBIA		135	42,264
	DENMARK		1,326	126,402
	DOMINICAN REPUBLIC		16	5,600
	ECUADOR		8	6,568
	FRANCE		2	2,946
	GUATEMALA		27	8,943
	HONG KONG		780	46,227
	INDIA		4	2,450
	INDONESIA		8,531	689,700
	ITALY		9,831	1,597,906
	MALAYSIA		5,692	414,918
	MEXICO		2,091	250,557
	PHILIPPINES		66	37,082
	ROMANIA		143	16,322
	SPAIN		484	98,947
	THAILAND		883	118,558
	TURKEY		22	12,376
	VIETNAM		151	25,624
9403509080	WOODEN FURNITURE OF A KIND USED IN THE BEDROOM, NE	X		30,178,761
	ARGENTINA			272,715
	BELGIUM			13,881
	BRAZIL			3,769,852
	CANADA			267,127
	CHILE			186,866
	CHINA (TAIWAN)			526,482
	CHINA,PEOPLE'S REP.(MAINLAND)			14,155,619
	COLOMBIA			12,082
	COSTA RICA			104,975
	DENMARK			351,963
	DOMINICAN REPUBLIC			31,326
	ECUADOR			5,234
	FRANCE			2,681
	GERMANY			107,511
	GUATEMALA			2,305
	HONG KONG			920,225
	INDONESIA			1,127,731
	ISRAEL			5,650
	ITALY			4,197,716
	MALAYSIA			2,221,946
	MEXICO			216,654
	PERU			5,717
	PHILIPPINES			144,566
	ROMANIA			57,155
	SPAIN			536,930
	THAILAND			813,005
	TURKEY			88,698
	VIETNAM			32,149
9403604000	BENT-WOOD FURNITURE, NESOI	X		27,506
	BRAZIL			9,795
	SPAIN			17,711
9403608040	WOODEN DINING TABLES FURNITURE, NESOI	NO	42,289	3,161,407
	ARGENTINA		326	29,419
	BRAZIL		2,042	161,914
	CHINA (TAIWAN)		6,377	410,138
	CHINA,PEOPLE'S REP.(MAINLAND)		26,566	1,939,200

TABLE - 2 IMPORTS INTO PUERTO RICO FROM FOREIGN COUNTRIES, BY COMMODITY AND COUNTRY OF ORIGIN
FISCAL YEAR 2003

COMM CODE	DESCRIPTION AND COUNTRY	UNIT	QUANTITY	VALUE - $
	COLOMBIA		60	18,011
	DENMARK		52	5,041
	DOMINICAN REPUBLIC		84	9,415
	ECUADOR		27	22,885
	FRANCE		35	15,756
	HONDURAS		14	4,917
	HONG KONG		45	5,110
	INDONESIA		136	22,324
	ITALY		1,243	167,283
	MALAYSIA		2,250	107,953
	MEXICO		276	37,141
	NICARAGUA		51	4,383
	PANAMA		10	3,442
	PERU		27	8,374
	PHILIPPINES		86	13,958
	SPAIN		39	15,609
	THAILAND		1,169	89,025
	TURKEY		793	2,196
	VIETNAM		581	67,913
9403608080	WOODEN FURNITURE, NESOI	X		29,741,527
	ARGENTINA			90,207
	BELGIUM			15,057
	BRAZIL			3,081,391
	CANADA			324,637
	CHILE			16,170
	CHINA (TAIWAN)			899,184
	CHINA,PEOPLE'S REP.(MAINLAND)			11,293,900
	COLOMBIA			562,923
	COSTA RICA			18,276
	DENMARK			625,524
	DOMINICAN REPUBLIC			944,026
	ECUADOR			59,298
	ESTONIA			15,561
	FRANCE			89,249
	GERMANY			63,134
	GUATEMALA			11,660
	HAITI			15,920
	HONDURAS			21,442
	HONG KONG			217,662
	INDIA			38,207
	INDONESIA			1,315,859
	ITALY			5,062,149
	JAPAN			2,349
	KOREA,REP. OF (SOUTH KOREA)			18,131
	LITHUANIA			14,570
	MALAYSIA			1,032,388
	MEXICO			1,238,596
	MONACO			2,674
	MOROCCO			8,103
	NETHERLANDS			3,720
	PERU			124,140
	PHILIPPINES			140,847
	PORTUGAL			4,429
	ROMANIA			26,927
	SPAIN			1,635,288
	SWEDEN			12,434
	SWITZERLAND			4,793
	THAILAND			398,753
	TURKEY			176,161
	UNITED KINGDOM OF GT BRITAIN			20,100
	VENEZUELA			5,290
	VIETNAM			90,398
9403704010	HOUSEHLD FURNITURE OF REINFORCED/LAMINATED PLASTIC	X		165,864
	BRAZIL			33,028
	CHINA,PEOPLE'S REP.(MAINLAND)			85,343
	COLOMBIA			9,300
	EL SALVADOR			2,970
	ISRAEL			19,600

TABLE - 2 IMPORTS INTO PUERTO RICO FROM FOREIGN COUNTRIES, BY COMMODITY AND COUNTRY OF ORIGIN
FISCAL YEAR 2003

COMM CODE	DESCRIPTION AND COUNTRY	UNIT	QUANTITY	VALUE - $
	ITALY			2,409
	SPAIN			13,214
9403704020	OFFICE FURNITURE OF REINFORCED/LAMINATED PLASTICS	X		53,150
	CHINA (TAIWAN)			3,825
	COLOMBIA			16,867
	MEXICO			2,502
	SPAIN			29,956
9403704030	FURNITURE OF REINFORCED/LAMINATED PLASTICS, NESOI	X		16,510
	CHINA,PEOPLE'S REP.(MAINLAND)			7,891
	ISRAEL			3,149
	MEXICO			5,470
9403708010	HOUSEHOLD FURNITURE OF PLASTICS, NESOI	X		1,723,343
	ARGENTINA			15,608
	BRAZIL			71,827
	CHINA,PEOPLE'S REP.(MAINLAND)			420,911
	COLOMBIA			24,074
	ISRAEL			1,110,910
	ITALY			56,159
	PHILIPPINES			12,495
	SPAIN			11,359
9403708020	OFFICE FURNITURE OF PLASTICS, NESOI	X		56,101
	ITALY			12,144
	MEXICO			43,957
9403708030	FURNITURE OF PLASTICS, NESOI	X		457,948
	ARGENTINA			13,834
	BRAZIL			4,329
	CHINA,PEOPLE'S REP.(MAINLAND)			148,152
	COLOMBIA			2,587
	COSTA RICA			2,625
	EL SALVADOR			48,331
	FRANCE			13,827
	GREECE			8,361
	ISRAEL			34,995
	ITALY			63,038
	JAPAN			45,629
	MEXICO			58,803
	SPAIN			6,800
	SURINAME			2,898
	SWITZERLAND			3,739
9403803010	HOUSEHOLD FURNITURE OF RATTAN	X		1,599,560
	CHINA,PEOPLE'S REP.(MAINLAND)			365,714
	DOMINICAN REPUBLIC			5,185
	HONG KONG			80,197
	INDONESIA			298,368
	ITALY			3,016
	MALAYSIA			182,755
	PHILIPPINES			595,978
	SPAIN			68,347
9403803020	FURNITURE OF RATTAN, NESOI	X		7,776
	COLOMBIA			2,301
	MEXICO			2,972
	PHILIPPINES			2,503
9403803030	HSHLD FURNITURE OF CANE, BAMBOO/SIMLR MATRL, NESOI	X		451,848
	CHINA,PEOPLE'S REP.(MAINLAND)			315,940
	DOMINICAN REPUBLIC			22,590
	HONDURAS			37,897
	ITALY			30,214
	MALAYSIA			34,815
	NICARAGUA			7,152
	PHILIPPINES			3,240
9403803090	FURNITURE OF CANE, BAMBOO OR SIMLR MATERIAL, NESOI	X		17,986
	BRAZIL			3,686
	CHINA,PEOPLE'S REP.(MAINLAND)			14,300
9403806040	HOUSEHOLD FURNITURE OF OTHER MATERIALS, NESOI	X		407,939
	CHINA,PEOPLE'S REP.(MAINLAND)			213,234
	ITALY			52,369
	MALAYSIA			11,605
	SPAIN			130,731

TABLE - 2 IMPORTS INTO PUERTO RICO FROM FOREIGN COUNTRIES, BY COMMODITY AND COUNTRY OF ORIGIN
FISCAL YEAR 2003

COMM CODE	DESCRIPTION AND COUNTRY	UNIT	QUANTITY	VALUE - $
9403806080	FURNITURE OF OTHER MATERIALS, NESOI	X		227,409
	BRAZIL			4,496
	CANADA			8,392
	CHINA (TAIWAN)			33,635
	CHINA,PEOPLE'S REP.(MAINLAND)			31,373
	ITALY			81,209
	MEXICO			55,075
	SPAIN			13,229
9403904000	FURNITURE PARTS OF REINFORCED/LAMINATED PLASTICS	X		8,093
	MEXICO			5,092
	UNITED KINGDOM OF GT BRITAIN			3,001
9403905000	FURNITURE PARTS OF RUBBER OR PLASTICS, NESOI	X		49,839
	CANADA			13,600
	ECUADOR			16,375
	FRANCE			4,381
	GUATEMALA			5,895
	SPAIN			9,588
9403907000	FURNITURE PARTS OF WOOD	X		1,946,302
	BRAZIL			12,556
	CANADA			19,927
	CHINA (TAIWAN)			43,326
	CHINA,PEOPLE'S REP.(MAINLAND)			805,208
	COLOMBIA			100,400
	COSTA RICA			151,600
	DENMARK			6,341
	DOMINICAN REPUBLIC			30,927
	ECUADOR			59,956
	GERMANY			4,318
	INDONESIA			4,854
	ITALY			529,559
	MEXICO			25,154
	SPAIN			150,076
	THAILAND			2,100
9403908040	FURNITURE PARTS OF METAL, NESOI	X		802,624
	CANADA			146,017
	CHINA (TAIWAN)			208,860
	CHINA,PEOPLE'S REP.(MAINLAND)			42,287
	DOMINICAN REPUBLIC			17,689
	ECUADOR			213,189
	FRANCE			12,707
	GERMANY			2,465
	HONG KONG			17,472
	ITALY			19,042
	MEXICO			37,115
	SPAIN			85,781
9403908085	PARTS OF FURNITURE, NESOI	X		362,952
	ARGENTINA			3,490
	CHINA (TAIWAN)			50,006
	CHINA,PEOPLE'S REP.(MAINLAND)			224,283
	COLOMBIA			14,576
	DENMARK			6,528
	ITALY			50,628
	PHILIPPINES			3,330
	SPAIN			2,397
	VENEZUELA			7,714
9404100000	MATTRESS SUPPORTS	NO	244	21,350
	DOMINICAN REPUBLIC		44	6,840
	HAITI		200	14,510
9404210000	MATTRESS OF CELLULAR RUBBER OR PLASTICS	NO	1,893	91,772
	CHINA,PEOPLE'S REP.(MAINLAND)		61	9,155
	DOMINICAN REPUBLIC		1,832	82,617
9404291000	MATTRESS OF COTTON	NO	998	41,123
	DOMINICAN REPUBLIC		518	25,603
	MEXICO		480	15,520
9404299010	UNCOVERED INNERSPRING UNITS	NO	3,985	58,900
	DOMINICAN REPUBLIC		3,985	58,900
9404299090	MATTRESS OF OTHER MATERIAL, NESOI	NO	26,185	1,094,136
	CHINA,PEOPLE'S REP.(MAINLAND)		48	7,164

TABLE - 2 IMPORTS INTO PUERTO RICO FROM FOREIGN COUNTRIES, BY COMMODITY AND COUNTRY OF ORIGIN
FISCAL YEAR 2003

COMM CODE	DESCRIPTION AND COUNTRY	UNIT	QUANTITY	VALUE - $
	DOMINICAN REPUBLIC		25,152	1,048,810
	MEXICO		907	30,440
	VENEZUELA		78	7,722
9404308000	SLEEPING BAGS, NESOI	NO	1,200	9,995
	CHINA,PEOPLE'S REP.(MAINLAND)		1,200	9,995
9404901000	PILLOWS, CUSHIONS AND SIMILAR FURNISHING OF COTTON	NO	4,336	30,526
	BRAZIL		1,800	1,223
	CHINA,PEOPLE'S REP.(MAINLAND)		200	280
	COLOMBIA		336	806
	DOMINICAN REPUBLIC		129	387
	FRANCE		24	1,333
	GUATEMALA		145	725
	INDONESIA		252	942
	ITALY		301	12,688
	MEXICO		847	7,530
	PAKISTAN		23	333
	SOUTH AFRICA,REP.OF		5	801
	SPAIN		29	1,296
	THAILAND		165	1,404
	VENEZUELA		80	778
9404902000	PILLOWS, CUSHIONS AND SIMILAR FURNISHING, NESOI	X		381,482
	CANADA			2,086
	CHILE			11,986
	CHINA,PEOPLE'S REP.(MAINLAND)			249,057
	COLOMBIA			3,933
	DENMARK			653
	DOMINICAN REPUBLIC			855
	FRANCE			2,105
	GERMANY			3,959
	HONG KONG			12,580
	INDIA			441
	INDONESIA			3,123
	ITALY			68,259
	MEXICO			9,379
	NICARAGUA			690
	PAKISTAN			907
	PHILIPPINES			1,695
	SPAIN			2,543
	TURKEY			7,231
9404908020	QUILTS, EIDERDOWNS, COMFORTERS, & SIMILAR ARTICLES	NO	6,097	27,014
	INDIA		36	822
	ITALY		4	286
	PAKISTAN		6,057	25,906
9404908040	BEDDING ARTICLES OF COTTON NOT DECORATED NESOI	NO	4	313
	FRANCE		4	313
9404908505	QUILTS,EIDERDOWNS & COMFORTRS,OUTR SHELL OF COTTON	NO	17,466	137,305
	ARGENTINA		300	2,852
	BRAZIL		1,652	17,300
	ITALY		4	1,318
	PAKISTAN		15,510	115,835
9404908522	QUILTS,EIDERDOWNS,COMFORTR,OTR SHELL MAN-MADE FIBR	NO	129,139	1,096,284
	BRAZIL		2,277	19,500
	CHILE		10,167	146,060
	CHINA,PEOPLE'S REP.(MAINLAND)		19,650	130,471
	MEXICO		4,402	47,266
	PAKISTAN		92,608	752,330
	SPAIN		35	657
9404909505	OTHER ARTICLES OF BEDDING, WITH OUTER SHELL COTTON	NO	18,634	29,206
	CHINA,PEOPLE'S REP.(MAINLAND)		60	504
	PAKISTAN		18,574	28,702
9404909522	QUILTS,EIDER DOWNS,COMFORTR,OTR SHELL MMF	NO	42,434	89,161
	CHINA,PEOPLE'S REP.(MAINLAND)		600	5,088
	PAKISTAN		41,834	84,073
9405104010	HOUSEHOLD CHANDELIER & ELEC CEILING/WALL LGT BRASS	NO	1,334	34,958
	CHINA,PEOPLE'S REP.(MAINLAND)		262	2,532
	MEXICO		39	5,888
	SPAIN		342	20,987
	TURKEY		691	5,551

TABLE - 2 IMPORTS INTO PUERTO RICO FROM FOREIGN COUNTRIES, BY COMMODITY AND COUNTRY OF ORIGIN
FISCAL YEAR 2003

COMM CODE	DESCRIPTION AND COUNTRY	UNIT	QUANTITY	VALUE - $
9405104020	CHANDELIER & ELEC CEILING/WALL LGT BRASS EXC HSHLD	NO	253	6,898
	ITALY		226	3,617
	SPAIN		27	3,281
9405106010	HOUSEHLD CHANDELIER&ELEC CEILING LGT BASE MT,NESOI	NO	199,489	896,809
	BELGIUM		148	2,723
	CHILE		2,369	26,300
	CHINA (TAIWAN)		214	4,710
	CHINA,PEOPLE'S REP.(MAINLAND)		190,130	539,961
	COLOMBIA		1	2,770
	ITALY		688	47,708
	PHILIPPINES		110	9,960
	SPAIN		4,429	257,937
	VENEZUELA		1,400	4,740
9405106020	CHANDELIER, CEILING LGT BASE MT,EXC HSHLD, NESOI	NO	300	2,242
	SPAIN		300	2,242
9405108010	HOUSEHLD CHANDELIER & ELEC CEILING LIGHTING, NESOI	NO	29,343	70,942
	CHINA,PEOPLE'S REP.(MAINLAND)		28,875	53,367
	GERMANY		11	8,902
	SPAIN		457	8,673
9405108020	CHANDELIER & ELEC CEILING LGT EX BASS MT, NT HSHLD	NO	3,891	60,087
	CANADA		18	9,454
	CHINA,PEOPLE'S REP.(MAINLAND)		3,670	17,929
	FRANCE		10	2,630
	ITALY		54	15,375
	MEXICO		43	3,041
	SPAIN		96	11,658
9405204010	HOUSEHLD ELEC TABLE, DESK, BEDSIDE/FLOORSTAND,BRAS	NO	1,764	35,571
	CHINA,PEOPLE'S REP.(MAINLAND)		176	4,585
	ITALY		5	2,148
	SPAIN		1,583	28,838
9405206010	HOUSEHOLD ELEC TABLE, DESK, BEDSIDE ETC BASE METAL	NO	32,401	237,682
	CHINA,PEOPLE'S REP.(MAINLAND)		31,548	144,612
	COLOMBIA		8	3,445
	FRANCE		9	2,098
	GUATEMALA		15	3,015
	ITALY		479	66,073
	SPAIN		342	18,439
9405206020	ELEC TBLE, DESK, BEDSIDE BASE METAL, EXC HSHOLD	NO	344	21,838
	CANADA		274	14,798
	COLOMBIA		25	2,110
	FRANCE		17	2,174
	ITALY		28	2,756
9405208010	HOUSEHOLD ELECTRIC TABLE, DESK, BEDSIDE, NESOI	NO	119,222	524,931
	CHINA,PEOPLE'S REP.(MAINLAND)		118,170	469,401
	DENMARK		168	4,246
	GERMANY		97	11,861
	ITALY		22	2,377
	MEXICO		302	6,237
	SPAIN		219	26,539
	THAILAND		244	4,270
9405208020	ELECTRIC TABLE, DESK, BEDSIDE, EXC HSHLD	NO	800	3,600
	CHINA,PEOPLE'S REP.(MAINLAND)		800	3,600
9405300010	MINATURE LIGHTING SETS FOR CHRISTMAS TREES	NO	873,172	1,409,918
	CHINA,PEOPLE'S REP.(MAINLAND)		873,172	1,409,918
9405300040	LIGHTING SETS FOR CHRISTMAS TREES NESOI	NO	1,748,640	1,872,950
	CHINA (TAIWAN)		11,284	28,152
	CHINA,PEOPLE'S REP.(MAINLAND)		1,736,980	1,821,593
	HONG KONG		36	4,630
	SWITZERLAND		340	18,575
9405404000	ELECTRIC LAMPS AND LIGHTING FITTINGS OF BRASS	NO	6,975	103,630
	CANADA		288	6,384
	CHINA,PEOPLE'S REP.(MAINLAND)		6,402	10,602
	PORTUGAL		1	3,975
	SPAIN		284	82,669
9405406000	ELECTRIC LAMPS & LIGHTING BASE METAL, NESOI	NO	55,523	1,073,579
	BRAZIL		40	3,840
	CANADA		3,165	27,758
	CHINA (TAIWAN)		368	13,424

TABLE - 2 IMPORTS INTO PUERTO RICO FROM FOREIGN COUNTRIES, BY COMMODITY AND COUNTRY OF ORIGIN
FISCAL YEAR 2003

COMM CODE	DESCRIPTION AND COUNTRY	UNIT	QUANTITY	VALUE - $
	CHINA,PEOPLE'S REP.(MAINLAND)		43,154	250,954
	DOMINICAN REPUBLIC		44	2,417
	FRANCE		86	76,405
	ITALY		1,030	242,143
	MEXICO		1,901	119,793
	SPAIN		5,726	333,112
	UNITED KINGDOM OF GT BRITAIN		9	3,733
9405408000	ELECTRIC LAMPS AND LIGHTING FITTINGS, NESOI	NO	1,872,001	3,968,156
	CHINA,PEOPLE'S REP.(MAINLAND)		1,849,771	3,531,482
	COLOMBIA		2	4,253
	ITALY		448	55,725
	MEXICO		40	2,909
	SPAIN		2,140	225,791
	TRINIDAD AND TOBAGO		19,600	147,996
9405502000	NON-ELECTRIC LAMPS TO BE USE WITH PROPANE/OTH GAS	NO	5,880	31,983
	CHINA,PEOPLE'S REP.(MAINLAND)		5,520	28,122
	SPAIN		360	3,861
9405503000	NON-ELECTRIC LAMPS AND LIGHTING FITTINGS OF BRASS	NO	33,792	35,093
	CHINA,PEOPLE'S REP.(MAINLAND)		33,792	35,093
9405504000	NON-ELECTRIC LAMPS & LIGHTING FITTINGS, NESOI	NO	1,000,986	1,218,040
	CHINA,PEOPLE'S REP.(MAINLAND)		942,855	1,011,670
	FRANCE		85	11,939
	GERMANY		432	3,899
	INDIA		20,620	97,014
	ITALY		149	3,128
	MEXICO		254	2,373
	PHILIPPINES		1,200	3,240
	SPAIN		35,311	82,586
	SWEDEN		80	2,191
9405604000	ILLUMINATED SIGNS, ILLUMINATED NAMEPLATE EXC BRASS	NO	317	280,014
	BELGIUM		1	4,200
	CANADA		233	170,090
	DENMARK		46	4,112
	ITALY		4	7,235
	PERU		15	86,855
	VENEZUELA		18	7,522
9405606000	ILLUMINATED SIGNS, ILLUMINATED NAMEPLATES, NESOI	NO	8,461	401,848
	CANADA		830	71,485
	CHINA,PEOPLE'S REP.(MAINLAND)		3,600	11,813
	COSTA RICA		2,441	264,449
	DOMINICAN REPUBLIC		30	3,360
	EL SALVADOR		30	3,600
	FRANCE		1	2,600
	GUATEMALA		294	10,649
	INDONESIA		525	2,593
	NETHERLANDS		630	20,499
	UNITED KINGDOM OF GT BRITAIN		80	10,800
9405913000	PARTS OF GLOBES AND SHADES EXCEPT OF LEAD CRYSTAL	X		2,065
	SPAIN			2,065
9405916080	LAMPS PARTS OF GLASS, NESOI	X		35,453
	MEXICO			22,330
	SPAIN			13,123
9405994000	LAMPS PARTS EXCEPT OF BRASS, NESOI	X		512,809
	BELGIUM			8,421
	CHINA,PEOPLE'S REP.(MAINLAND)			284,908
	DENMARK			3,637
	ITALY			54,941
	KOREA,REP. OF (SOUTH KOREA)			9,293
	MEXICO			77,245
	SPAIN			37,562
	TRINIDAD AND TOBAGO			36,802
9406004000	PREFABRICATED BUILDINGS OF WOOD	NO	346	71,435
	CANADA		35	49,875
	ECUADOR		269	15,771
	MEXICO		1	2,800
	SPAIN		41	2,989
9406008030	PREFABRICATED BUILDINGS OF METAL	NO	237	190,734
	BELGIUM		1	42,845

TABLE - 2 IMPORTS INTO PUERTO RICO FROM FOREIGN COUNTRIES, BY COMMODITY AND COUNTRY OF ORIGIN
FISCAL YEAR 2003

COMM CODE	DESCRIPTION AND COUNTRY	UNIT	QUANTITY	VALUE - $
	CANADA		231	118,336
	SPAIN		5	29,553
9406008090	PREFABRICATED BUILDINGS, NESOI	NO	3,957	194,522
	CHINA,PEOPLE'S REP.(MAINLAND)		1,680	23,100
	COLOMBIA		45	70,700
	DOMINICAN REPUBLIC		464	60,871
	ECUADOR		1,583	26,055
	MEXICO		185	13,796
	TOYS,GAMES AND SPORTS EQUIPMENT; PARTS AND ACCESSORIES THEREOF	TOTAL		44,083,398
9501002000	TOYS,WHEELED,RIDDEN BY CHILDREN, CHAIN-DRIVEN	X		475
	CHINA,PEOPLE'S REP.(MAINLAND)			475
9501004000	TOYS,WHEELED RIDDEN BY CHILDREN, NESOI	X		2,615,894
	CHINA (TAIWAN)			399,360
	CHINA,PEOPLE'S REP.(MAINLAND)			1,546,934
	HONG KONG			26,586
	ITALY			202,964
	MEXICO			24,034
	SPAIN			416,016
9501006000	DOLLS' CARRIAGES, DOLLS' STROLLERS AND PARTS	X		41,940
	CHINA,PEOPLE'S REP.(MAINLAND)			41,940
9502100010	DOLLS', STUFFED WHETHER OR NOT DRESSED	NO	582,020	1,774,459
	CHINA,PEOPLE'S REP.(MAINLAND)		532,202	1,029,107
	COLOMBIA		165	643
	COOK ISLANDS		360	2,776
	GERMANY		40	546
	HONG KONG		480	1,598
	MEXICO		2,951	3,457
	SPAIN		45,822	736,332
9502100060	DOLLS, NESOI	NO	2,480,561	5,111,453
	CHINA,PEOPLE'S REP.(MAINLAND)		2,323,695	3,660,097
	COLOMBIA		2,374	3,241
	COOK ISLANDS		3,703	40,282
	DOMINICAN REPUBLIC		8,014	942
	GUATEMALA		1,640	816
	HONG KONG		52,386	255,233
	MEXICO		96	401
	SPAIN		85,151	1,144,060
	THAILAND		1,584	3,540
	VENEZUELA		1,918	2,841
9502910000	DOLL GARMENTS AND ACCESSORIES THEREOF, FOOTWEAR	X		145,646
	CHINA,PEOPLE'S REP.(MAINLAND)			108,999
	COLOMBIA			806
	HONG KONG			19,917
	SPAIN			15,924
9502990000	DOLLS; PARTS AND ACCESSORIES, NESOI	X		24,916
	CHINA,PEOPLE'S REP.(MAINLAND)			24,916
9503100000	ELECTRIC TRAINS, INCL TRACKS, SIGNALS,PARTS/ACCESS	X		37,315
	CHINA,PEOPLE'S REP.(MAINLAND)			37,315
9503200000	REDUCED-SIZED (SCALE) MODEL ASSEMBLY KITS,PARTS	X		221,455
	CHINA,PEOPLE'S REP.(MAINLAND)			106,323
	HONG KONG			43,614
	THAILAND			71,518
9503300000	CONSTRUCTION SET/CONSTRUCTIONAL TOYS & PARTS,NESOI	X		123,801
	CHINA,PEOPLE'S REP.(MAINLAND)			65,780
	COOK ISLANDS			2,328
	FRANCE			11,606
	GERMANY			1,089
	THAILAND			42,998
9503410000	STUFFED TOYS (ANIMALS / NON-HUMAN); PRTS NESOI	X		1,128,402
	CHINA (TAIWAN)			1,200
	CHINA,PEOPLE'S REP.(MAINLAND)			1,046,003
	COLOMBIA			22,803
	DOMINICAN REPUBLIC			507
	HONG KONG			30,850
	INDIA			894

TABLE - 2 IMPORTS INTO PUERTO RICO FROM FOREIGN COUNTRIES, BY COMMODITY AND COUNTRY OF ORIGIN
FISCAL YEAR 2003

COMM CODE	DESCRIPTION AND COUNTRY	UNIT	QUANTITY	VALUE - $
	INDONESIA			7,200
	SPAIN			18,945
9503490000	TOYS ANMLS OR NON HMN CRTURES NT STFFD AND PARTS	X		1,545,940
	CHINA (TAIWAN)			81,487
	CHINA,PEOPLE'S REP.(MAINLAND)			1,282,475
	COLOMBIA			4,835
	HONG KONG			151,213
	SPAIN			22,378
	SWITZERLAND			3,552
9503500000	TOY MUSICAL INSTRUMENTS, APPARTS, PARTS, AND ACCES	X		817,309
	CHINA,PEOPLE'S REP.(MAINLAND)			769,790
	COLOMBIA			1,087
	COOK ISLANDS			25,374
	HONG KONG			8,424
	SPAIN			6,902
	THAILAND			5,732
9503601000	CROSSWORD PUZZLE BOOKS	NO	434,106	176,597
	COLOMBIA		324,503	132,054
	DOMINICAN REPUBLIC		26,200	3,100
	MEXICO		60,523	19,366
	SPAIN		22,880	22,077
9503602000	PUZZLES AND PARTS AND ACCESSORIES, NESOI	X		351,563
	CANADA			18,572
	CHINA (TAIWAN)			110,342
	CHINA,PEOPLE'S REP.(MAINLAND)			112,436
	COLOMBIA			81,937
	GERMANY			1,404
	GUATEMALA			4,167
	ISRAEL			16,218
	PANAMA			710
	SPAIN			5,777
9503700000	OTHER TOYS IN SETS OR OUTFITS & PARTS/ACCESSORIES	NO	15,106,821	4,540,395
	CHINA (TAIWAN)		20,520	44,236
	CHINA,PEOPLE'S REP.(MAINLAND)		15,010,044	4,196,400
	COLOMBIA		4,390	19,121
	COOK ISLANDS		1,200	2,985
	HONG KONG		33,216	65,257
	MEXICO		6,737	13,509
	SPAIN		30,714	198,887
9503800000	OTH TOYS AND MODELS, INCORP A MOTOR, PARTS&ACCESS	X		3,254,298
	CHINA (TAIWAN)			20,460
	CHINA,PEOPLE'S REP.(MAINLAND)			2,643,839
	COOK ISLANDS			12,388
	HONG KONG			207,696
	ITALY			5,902
	MALAYSIA			187,166
	SPAIN			176,847
9503900020	INFLATABLE TOY BALLS, BALLOONS AND PUNCHBALLS	NO	690,333	386,841
	CHINA (TAIWAN)		37,500	6,750
	CHINA,PEOPLE'S REP.(MAINLAND)		277,040	172,980
	HONG KONG		1,440	1,066
	MEXICO		206,331	135,687
	NETHERLANDS		22	518
	PERU		168,000	69,840
9503900080	OTHER PARTS AND ACCESSORIES FOR TOYS	X		8,521,587
	CANADA			40,065
	CHILE			335
	CHINA (TAIWAN)			54,538
	CHINA,PEOPLE'S REP.(MAINLAND)			7,554,967
	COLOMBIA			21,278
	COOK ISLANDS			28,191
	DOMINICAN REPUBLIC			5,070
	HONG KONG			136,934
	ISRAEL			11,045
	ITALY			25,050
	MALAYSIA			3,485
	MEXICO			42,683
	PANAMA			747

TABLE - 2 IMPORTS INTO PUERTO RICO FROM FOREIGN COUNTRIES, BY COMMODITY AND COUNTRY OF ORIGIN
FISCAL YEAR 2003

COMM CODE	DESCRIPTION AND COUNTRY	UNIT	QUANTITY	VALUE - $
	SPAIN			437,950
	SWITZERLAND			11,316
	THAILAND			142,133
	UNITED KINGDOM OF GT BRITAIN			5,800
9504100000	VIDEO GAMES USED WITH TV RECEIVER, PART AND ACCESS	X		28,224
	CHINA (TAIWAN)			28,224
9504202000	BILLIARD BALLS	NO	601	2,560
	CHINA (TAIWAN)		300	1,340
	CHINA,PEOPLE'S REP.(MAINLAND)		301	1,220
9504204000	BILLIARD CHALK	NO	1,790	13,145
	CHINA (TAIWAN)		100	420
	CHINA,PEOPLE'S REP.(MAINLAND)		1,540	925
	SPAIN		150	11,800
9504206000	BILLIARD TABLES	NO	1,533	75,375
	CANADA		1	1,625
	CHINA (TAIWAN)		2	300
	CHINA,PEOPLE'S REP.(MAINLAND)		1,530	73,450
9504208000	BILLIARD ARTICLES, NESOI, AND PARTS AND ACCESSORIE	X		19,843
	CHINA (TAIWAN)			1,234
	CHINA,PEOPLE'S REP.(MAINLAND)			18,609
9504300010	VIDEO GAMES, COIN-OR TOKEN-OPERATED	X		171,722
	AUSTRIA			43,496
	CHINA (TAIWAN)			46,501
	SPAIN			70,001
	UNITED KINGDOM OF GT BRITAIN			11,724
9504300020	PINBALL MACHINES AND BELLTYPE MACHINES & CONSOLES	X		2,243
	CHINA,PEOPLE'S REP.(MAINLAND)			2,243
9504300040	GAMES, COIN-OR TOKEN-OPERATED, NESOI	X		90,913
	CHINA (TAIWAN)			14,750
	COLOMBIA			4,950
	FRANCE			6,653
	SPAIN			64,560
9504300060	PARTS FOR GAMES, COIN-OR TOKEN-OPERATED	X		44,283
	AUSTRIA			3,232
	CHINA (TAIWAN)			31,774
	SPAIN			8,277
	UNITED KINGDOM OF GT BRITAIN			1,000
9504400000	PLAYING CARDS	PK	350,133	63,060
	CHILE		804	1,013
	CHINA (TAIWAN)		59,472	15,736
	CHINA,PEOPLE'S REP.(MAINLAND)		289,017	43,275
	HONG KONG		480	2,280
	SPAIN		360	756
9504904000	GAMES MACHINES, EXC COIN-OR TOKEN-OPERATED, PTS	X		340,414
	CHINA (TAIWAN)			4,330
	CHINA,PEOPLE'S REP.(MAINLAND)			332,073
	THAILAND			4,011
9504906000	CHESS, CHECKERS, ETC. PKG AS UNIT USE IN RETL SALE	X		761,320
	BRAZIL			9,163
	CHINA (TAIWAN)			1,580
	CHINA,PEOPLE'S REP.(MAINLAND)			507,407
	COLOMBIA			139,454
	DOMINICAN REPUBLIC			8,845
	ECUADOR			743
	GERMANY			806
	HONG KONG			40,645
	PANAMA			2,261
	SPAIN			44,803
	THAILAND			373
	VENEZUELA			5,240
9504909080	ARTICLES FOR ARCADE, TABLE OR PARLOR GAMES NESOI	X		121,188
	CHILE			4,454
	CHINA (TAIWAN)			3,550
	CHINA,PEOPLE'S REP.(MAINLAND)			91,189
	SPAIN			2,819
	UNITED KINGDOM OF GT BRITAIN			19,176
9505101000	CHRISTMAS ORNAMENTS OF GLASS	X		486,633
	CANADA			23,590

TABLE - 2 IMPORTS INTO PUERTO RICO FROM FOREIGN COUNTRIES, BY COMMODITY AND COUNTRY OF ORIGIN
FISCAL YEAR 2003

COMM CODE	DESCRIPTION AND COUNTRY	UNIT	QUANTITY	VALUE - $
	CHINA,PEOPLE'S REP.(MAINLAND)			463,043
9505101500	CHRISTMAS ORNAMENTS OF WOOD	X		137,694
	CANADA			33,197
	CHINA,PEOPLE'S REP.(MAINLAND)			104,497
9505102500	CHRISTMAS ORNAMENTS, EXCEPT OF WOOD	X		3,108,939
	AUSTRIA			352
	CANADA			98,917
	CHINA (TAIWAN)			20,234
	CHINA,PEOPLE'S REP.(MAINLAND)			2,806,688
	HONG KONG			43,451
	INDIA			48,079
	PHILIPPINES			3,300
	THAILAND			87,918
9505103000	NATIVITY SCENES AND FIGURES THEREOF	X		700,379
	CHINA,PEOPLE'S REP.(MAINLAND)			677,724
	COLOMBIA			2,443
	ITALY			4,095
	SPAIN			15,860
	VENEZUELA			257
9505104010	ARTIFICIAL CHRISTMAS TREES, OF PLASTIC	NO	98,919	927,053
	CHINA,PEOPLE'S REP.(MAINLAND)		98,919	927,053
9505104020	PLAST ARTICLES FOR CHRISTMAS & PARTS & ACCES,NESOI	X		123,577
	CHINA,PEOPLE'S REP.(MAINLAND)			99,035
	HONG KONG			13,842
	PANAMA			10,700
9505105010	ARTIFICIAL CHRISTMAS TREES, EXCEPT PLASTIC	NO	38,566	506,817
	CHINA,PEOPLE'S REP.(MAINLAND)		36,666	494,505
	THAILAND		1,900	12,312
9505105020	ARTICLES FOR CHISTMAS FESTIVITIES & PTS, NESOI	X		627,253
	CHINA (TAIWAN)			39,729
	CHINA,PEOPLE'S REP.(MAINLAND)			443,645
	HONG KONG			117,407
	PANAMA			2,486
	PERU			401
	PHILIPPINES			875
	SPAIN			18,489
	THAILAND			2,822
	VENEZUELA			1,399
9505902000	MAGIC TRICKS AND PRACTICAL JOKE ARTICLES, & PARTS	X		3,717
	CHINA,PEOPLE'S REP.(MAINLAND)			3,717
9505904000	CONFETTI, PAPER SPIRALS OR STREAMERS, ETC & PARTS	X		249,730
	CHINA,PEOPLE'S REP.(MAINLAND)			244,148
	COLOMBIA			5,582
9505906000	FESTIVE, OR OTHER ENTERTAINMENT ARTICLES, NESOI	X		689,822
	ARGENTINA			6,165
	BRAZIL			18,458
	CHINA (TAIWAN)			32,015
	CHINA,PEOPLE'S REP.(MAINLAND)			508,195
	COLOMBIA			10,350
	FRANCE			345
	HONG KONG			19,159
	ITALY			30,000
	MEXICO			39,513
	THAILAND			4,622
	UNITED KINGDOM OF GT BRITAIN			15,000
	VIETNAM			6,000
9506290040	SURF BOARD & OTH WATER-SPORT EQUIP, PTS ETC, NESOI	X		196,539
	CHINA (TAIWAN)			5,000
	CHINA,PEOPLE'S REP.(MAINLAND)			128,418
	FRANCE			604
	HONG KONG			11,448
	ITALY			3,490
	SOUTH AFRICA,REP.OF			13,420
	THAILAND			34,159
9506320000	GOLF BALLS	DOZ	3	1,188
	FRANCE		3	1,188
9506390080	OTHER GOLF EQUIPMENT, PARTS AND ACCESSORIES, NESOI	X		262
	CHINA,PEOPLE'S REP.(MAINLAND)			262

TABLE - 2 IMPORTS INTO PUERTO RICO FROM FOREIGN COUNTRIES, BY COMMODITY AND COUNTRY OF ORIGIN
FISCAL YEAR 2003

COMM CODE	DESCRIPTION AND COUNTRY	UNIT	QUANTITY	VALUE - $
9506400000	ARTICLE & EQUIP FOR TABLE-TENNIS & PTS ETC, NESOI	X		24,837
	CHINA,PEOPLE'S REP.(MAINLAND)			15,336
	GERMANY			4,192
	HONG KONG			3,918
	JAPAN			896
	SWEDEN			495
9506512000	LAWN-TENNIS RACKETS, STRUNG	NO	2,940	3,702
	CHINA (TAIWAN)		1,440	1,872
	CHINA,PEOPLE'S REP.(MAINLAND)		1,500	1,830
9506594080	PARTS AND ACCESSORIES FOR BADMINTON RACKETS, NESOI	X		1,956
	CHINA,PEOPLE'S REP.(MAINLAND)			1,956
9506598060	RACKETS STRUNG OR NOT, INCLUDING PTS ETC., NESOI	X		3,560
	CHINA (TAIWAN)			2,376
	CHINA,PEOPLE'S REP.(MAINLAND)			310
	FRANCE			874
9506624080	SOCCER BALLS	NO	9,004	18,597
	CHINA,PEOPLE'S REP.(MAINLAND)		3,400	4,670
	PAKISTAN		5,204	10,597
	THAILAND		400	3,330
9506628020	BASKETBALLS	NO	54,394	162,406
	CHINA,PEOPLE'S REP.(MAINLAND)		43,992	102,604
	INDONESIA		2,700	15,339
	JAPAN		1,008	1,991
	THAILAND		5,894	36,072
	VENEZUELA		800	6,400
9506628040	VOLLEYBALLS	NO	58,256	316,736
	CHINA,PEOPLE'S REP.(MAINLAND)		38,192	154,478
	INDONESIA		4,914	23,533
	JAPAN		1,000	2,195
	PAKISTAN		200	2,940
	THAILAND		12,800	124,390
	VENEZUELA		1,150	9,200
9506628060	INFLATABLE BALLS, NESOI	NO	49,176	13,049
	CHINA,PEOPLE'S REP.(MAINLAND)		29,016	4,985
	MEXICO		20,160	8,064
9506692040	BASEBALLS	NO	208,800	392,204
	CHINA,PEOPLE'S REP.(MAINLAND)		208,800	392,204
9506692080	SOFTBALLS	NO	44,214	123,012
	CHINA,PEOPLE'S REP.(MAINLAND)		44,214	123,012
9506694000	NONINFLATABLE HOLLOW BALLS NT OVER 19 CM DIAMETER	NO	400	1,953
	CHINA,PEOPLE'S REP.(MAINLAND)		400	1,953
9506696020	BALLS, EXC GOLF BALLS & TABLE-TENNIS BALLS, NESOI	X		14,746
	CHINA (TAIWAN)			648
	CHINA,PEOPLE'S REP.(MAINLAND)			2,464
	VENEZUELA			11,634
9506702010	ROLLER SKATES ATTCHED TO BOOTS	PRS	1,964	29,460
	CHINA,PEOPLE'S REP.(MAINLAND)		1,964	29,460
9506702090	ROLLER SKATES,NESOI, AND PARTS AND ACCESSORIES	X		107,538
	CHINA,PEOPLE'S REP.(MAINLAND)			107,538
9506706080	PARTS AND ACCESSORIES FOR ICE SKATES	PRS	144	504
	CHINA,PEOPLE'S REP.(MAINLAND)		144	504
9506910010	EXCERCISE CYCLES	NO	5,407	344,020
	CHINA,PEOPLE'S REP.(MAINLAND)		544	13,849
	MEXICO		4,863	330,171
9506910020	EXCERCISE ROWING MACHINES	NO	1,500	11,625
	CHINA (TAIWAN)		1,500	11,625
9506910030	GYMANASIUM, OR OTH EXERCISE ART & EQUP & PTS,NESOI	X		309,029
	ARGENTINA			3,302
	BELGIUM			2,305
	CANADA			4,021
	CHINA (TAIWAN)			9,450
	CHINA,PEOPLE'S REP.(MAINLAND)			218,414
	COLOMBIA			650
	GERMANY			61,490
	NETHERLANDS			4,188
	SWEDEN			3,973
	THAILAND			1,236
9506991200	BADMINTON ARTICLES & EQUIP EXC RACKETS & PTS,NESOI	X		722

TABLE - 2 IMPORTS INTO PUERTO RICO FROM FOREIGN COUNTRIES, BY COMMODITY AND COUNTRY OF ORIGIN
FISCAL YEAR 2003

COMM CODE	DESCRIPTION AND COUNTRY	UNIT	QUANTITY	VALUE - $
	ITALY			722
9506991500	BASEBALL ARTICLES & EQUIP, EXC BALLS & PTS ETC.	X		22,867
	CHINA,PEOPLE'S REP.(MAINLAND)			22,867
9506992000	FOOTBALL, SOCCER & POLO ARTICLES & EQUIP & PTS ETC	X		295
	ITALY			295
9506993500	SKEET TARGETS	DOZ	202,200	10,983
	SPAIN		202,200	10,983
9506994500	OTHER SLEDS, INCLUDING PARTS AND ACCESSORIES	X		297
	CHINA,PEOPLE'S REP.(MAINLAND)			297
9506995500	SWIMMING POOLS AND WADING POOLS AND PARTS AND THER	X		1,217,469
	CHINA,PEOPLE'S REP.(MAINLAND)			1,211,835
	ISRAEL			5,634
9506996080	ARTICLES & EQUIP FOR GYMNASTICS, NESOI	X		335,040
	ARGENTINA			708
	BELGIUM			16,478
	CHINA (TAIWAN)			6,959
	CHINA,PEOPLE'S REP.(MAINLAND)			49,398
	FRANCE			5,322
	GERMANY			190,382
	ITALY			1,438
	MEXICO			60,798
	VENEZUELA			3,557
9507100040	FISHING RODS	NO	100	415
	ARGENTINA		100	415
9508100000	TRAVELING CIRCUSES AND TRAVELING MANAGERIES	X		82,916
	CHINA,PEOPLE'S REP.(MAINLAND)			74,400
	SPAIN			8,516
9508900000	MERRY-GO-ROUNDS, OTH FAIRGROUND AMUSEMENTS, NESOI	X		219,281
	CANADA			95,000
	COLOMBIA			62,500
	DENMARK			6,202
	FRANCE			4,157
	ITALY			5,800
	JAPAN			9,070
	MEXICO			24,342
	SPAIN			8,455
	UNITED KINGDOM OF GT BRITAIN			3,755
	MISCELLANEOUS MANUFACTURED ARTICLES	TOTAL		20,051,932
9601902000	WORKED SHELL AND ARTICLES THEREOF	X		4,975
	PHILIPPINES			4,975
9602001040	UNFILLED GELATIN CAPSULES	THS	10,398	77,139
	SPAIN		10,398	77,139
9603109000	BROOMS & BRUSHES,OF TWIGS OR VEG MATERIAL,NESOI	NO	24,420	21,884
	INDIA		24,420	21,884
9603210000	TOOTHBRUSHES	NO	7,418,058	2,315,799
	BRAZIL		43,594	30,808
	CHINA,PEOPLE'S REP.(MAINLAND)		70,416	30,082
	GERMANY		8,016	8,040
	INDIA		100,800	3,024
	MEXICO		491,312	111,501
	SPAIN		5,184	2,160
	SWITZERLAND		6,698,736	2,130,184
9603294010	HAIRBRUSHES, VALUED NOT OVER .40 EACH	NO	67,650	17,709
	CHINA,PEOPLE'S REP.(MAINLAND)		53,850	13,983
	HONG KONG		13,800	3,726
9603294090	SHAVING BRUSHES,NAIL BRUS ETC,<=.40 EA	NO	7,530,200	597,331
	CHINA,PEOPLE'S REP.(MAINLAND)		6,186,200	495,389
	KOREA,REP. OF (SOUTH KOREA)		1,344,000	101,942
9603298010	HAIRBRUSHES, VALUED OVER .40 EACH	NO	70,766	101,288
	CHINA,PEOPLE'S REP.(MAINLAND)		57,044	54,720
	HONG KONG		10,008	39,228
	KOREA,REP. OF (SOUTH KOREA)		1,000	2,500
	SPAIN		2,714	4,840
9603298090	SHAVING BRUSHES, NAIL BRUSH,ETC,VALUED OVER .40 EA	NO	10,104	7,262
	COLOMBIA		2,364	2,161
	COSTA RICA		1,692	2,258

TABLE - 2 IMPORTS INTO PUERTO RICO FROM FOREIGN COUNTRIES, BY COMMODITY AND COUNTRY OF ORIGIN
FISCAL YEAR 2003

COMM CODE	DESCRIPTION AND COUNTRY	UNIT	QUANTITY	VALUE - $
	MEXICO		6,048	2,843
9603302000	ARTISTS BRUSHES,WRITING BRUSH,COSMETIC BR,<=.05 EA	NO	468,000	7,610
	CHINA,PEOPLE'S REP.(MAINLAND)		63,000	2,142
	ITALY		405,000	5,468
9603304000	ARTISTS BRUSHES,WRITING BR,COSMET BR,>.05,<=.10 EA	NO	149,212	12,196
	CHINA,PEOPLE'S REP.(MAINLAND)		149,212	12,196
9603306000	ARTISTS BRUSHES,WRITING BR,COSMETIC BR,>.10 EA	NO	102,718	35,322
	BRAZIL		2,880	2,481
	CHINA,PEOPLE'S REP.(MAINLAND)		78,788	23,589
	ITALY		15,000	5,796
	MEXICO		6,050	3,456
9603402000	PAINT ROLLERS	NO	840,406	293,757
	BRAZIL		71,276	81,753
	CHINA,PEOPLE'S REP.(MAINLAND)		322,960	103,232
	MEXICO		446,170	108,772
9603404020	PAINT PADS, EXCEPT OF SUBHEADING 9603.30	NO	37,896	15,747
	CHINA,PEOPLE'S REP.(MAINLAND)		32,136	13,496
	HONG KONG		5,760	2,251
9603404040	NATURAL BRISTLE BRUSHES, EXC SUBHDG 9603.30	NO	577,254	124,973
	BRAZIL		25,350	19,227
	CHINA (TAIWAN)		57,024	10,302
	GUATEMALA		18,720	11,684
	HONG KONG		476,160	83,760
9603404060	PAINT,DISTEMPER/SIML BRUSHES EXC SUBHDG 960330,NES	NO	586,408	244,903
	BRAZIL		190,470	88,521
	CHINA (TAIWAN)		54,576	11,672
	CHINA,PEOPLE'S REP.(MAINLAND)		205,168	57,924
	GUATEMALA		136,194	86,786
9603500000	OTHR BRUSHES,AS PARTS OF MACHINES,APPLIANCE,VEHICL	NO	17,858	17,476
	CHINA,PEOPLE'S REP.(MAINLAND)		13,600	4,304
	SPAIN		4,258	13,172
9603904000	FEATHER DUSTERS	X		12,227
	BRAZIL			3,842
	CHINA,PEOPLE'S REP.(MAINLAND)			4,082
	ITALY			4,303
9603908040	OTHER BROOMS,NESOI	NO	1,830,587	1,001,002
	BRAZIL		252,022	152,740
	CHINA,PEOPLE'S REP.(MAINLAND)		69,612	22,091
	COLOMBIA		30,736	32,305
	DOMINICAN REPUBLIC		2,508	3,511
	ITALY		499,347	215,448
	MEXICO		230,457	136,164
	PANAMA		38,657	29,625
	SPAIN		303,880	208,322
	VENEZUELA		403,368	200,796
9603908050	BROOMS,BRUSHES,SQUEEGEES,ETC,NESOI	X		1,423,261
	BRAZIL			82,652
	CANADA			13,012
	CHINA,PEOPLE'S REP.(MAINLAND)			152,017
	COLOMBIA			53,928
	DOMINICAN REPUBLIC			179,310
	GUATEMALA			23,232
	HONDURAS			63,982
	INDIA			88,987
	ITALY			202,336
	MEXICO			12,571
	PANAMA			54,390
	SPAIN			478,668
	UNITED KINGDOM OF GT BRITAIN			18,176
9605000000	TRAVEL SETS FOR PERSONAL TOILET,ETC	X		125,118
	CHINA (TAIWAN)			3,396
	CHINA,PEOPLE'S REP.(MAINLAND)			81,899
	COLOMBIA			5,895
	FRANCE			31,398
	HONG KONG			2,530
9606108000	PRESS-FASTENERS,SNAP-FASTENERS,ETC,VAL >.20 PR DZ	X		12,000
	CHINA (TAIWAN)			12,000
9606214000	BUTTONS,NOT COVD W TEXTIL,OF ACRYLIC/POLYESTR RESN	GRS	17,350	9,853

TABLE - 2 IMPORTS INTO PUERTO RICO FROM FOREIGN COUNTRIES, BY COMMODITY AND COUNTRY OF ORIGIN
FISCAL YEAR 2003

COMM CODE	DESCRIPTION AND COUNTRY	UNIT	QUANTITY	VALUE - $
	COLOMBIA		17,350	9,853
9606216000	BUTTONS,PLASTIC,NOT COV WITH TEXTILE MAT,NESOI	GRS	42,331	52,570
	CHINA,PEOPLE'S REP.(MAINLAND)		5,000	37,936
	COLOMBIA		37,331	14,634
9606296000	BUTTONS,NESOI	GRS	13,223	4,426
	COLOMBIA		13,223	4,426
9606308000	BUTTON MOLDS,OTH PTS OF BUTTONS,BUTTON BLANK,NESOI	X		2,178
	CHINA,PEOPLE'S REP.(MAINLAND)			2,178
9607110000	SLIDE FASTENERS WITH CHAIN SCOOPS OF BASE METAL	NO	617,593	52,223
	CHINA,PEOPLE'S REP.(MAINLAND)		230,688	19,704
	VENEZUELA		386,905	32,519
9607190040	SLIDE FASTENERS FITTED W CONTINUOUS PLAST FILAMEN	NO	726,640	45,837
	CHINA,PEOPLE'S REP.(MAINLAND)		596,640	36,576
	SPAIN		130,000	9,261
9607190060	SLIDE FASTENERS,NESOI	NO	1,906,876	124,652
	CHINA,PEOPLE'S REP.(MAINLAND)		502,012	52,455
	DOMINICAN REPUBLIC		3,000	10,730
	VENEZUELA		1,401,864	61,467
9607200080	PARTS OF SLIDE FASTENERS,NESOI	X		7,290
	CHINA,PEOPLE'S REP.(MAINLAND)			7,290
9608100000	BALL POINT PENS	NO	591,425	240,845
	CHINA (TAIWAN)		61,640	21,645
	CHINA,PEOPLE'S REP.(MAINLAND)		291,408	106,750
	COLOMBIA		108,000	11,800
	FRANCE		257	23,235
	GERMANY		552	26,915
	HONG KONG		3,000	2,490
	INDIA		50,182	12,996
	ITALY		67,300	15,505
	NETHERLANDS		2,900	8,404
	PERU		1,262	3,195
	SPAIN		4,800	4,620
	SWITZERLAND		124	3,290
9608200000	FELT TIPPED & OTHER POROUS-TIPPED PENS & MARKERS	GRS	19,052	64,771
	CHINA (TAIWAN)		180	9,055
	CHINA,PEOPLE'S REP.(MAINLAND)		18,343	31,905
	GERMANY		196	5,666
	INDIA		138	2,760
	PERU		154	10,992
	SPAIN		41	4,393
9608404000	PROPELLING OR SLIDING PENCILS,W MECHANICAL ACTION	GRS	818	24,856
	CHINA,PEOPLE'S REP.(MAINLAND)		818	24,856
9608408000	PROPELLING OR SLIDING PENCILS,NESOI	GRS	666	11,402
	BRAZIL		576	3,923
	CHINA,PEOPLE'S REP.(MAINLAND)		90	7,479
9608500000	SETS OF ART FRM TWO OR MORE SUBHD 9608.10--9608.40	NO	6,000	3,540
	CHINA,PEOPLE'S REP.(MAINLAND)		6,000	3,540
9608600000	REFILS FOR BALL PT PENS,COMRISING BALL PT & INK RS	NO	15,000	8,290
	GERMANY		15,000	8,290
9608910000	PEN NIBS AND NIB POINTS	GRS	6	2,380
	MEXICO		6	2,380
9608996000	PARTS OF PENS,ETC,NESOI	X		5,429
	CHINA,PEOPLE'S REP.(MAINLAND)			5,429
9609100000	PENCILS & CRAYONS,WITH LEADS IN A RIGID SHEATH	GRS	43,717	301,195
	BRAZIL		3,605	28,638
	CHINA (TAIWAN)		905	20,264
	CHINA,PEOPLE'S REP.(MAINLAND)		37,599	221,078
	COLOMBIA		1,450	7,664
	GERMANY		64	4,006
	SPAIN		94	19,545
9609202000	PENCIL LEADS,BLACK OR COLORED,N/O 1.5MM CROSS SECT	GRS	1,840	49,552
	CHINA (TAIWAN)		323	9,313
	CHINA,PEOPLE'S REP.(MAINLAND)		1,326	21,134
	GERMANY		191	19,105
9609204000	PENCIL LEADS,BLACK OR COLORED,OVR 1.5MM CROSS SECT	GRS	9	3,029
	SPAIN		9	3,029
9609908000	PENCILS AND CRAYONS,ETC,NESOI	GRS	17,463	76,167
	CHINA (TAIWAN)		3,173	14,291

TABLE - 2 IMPORTS INTO PUERTO RICO FROM FOREIGN COUNTRIES, BY COMMODITY AND COUNTRY OF ORIGIN
FISCAL YEAR 2003

COMM CODE	DESCRIPTION AND COUNTRY	UNIT	QUANTITY	VALUE - $
	CHINA,PEOPLE'S REP.(MAINLAND)		12,814	40,535
	COLOMBIA		104	13,546
	MALAYSIA		1,372	7,795
9610000000	SLATES & BOARDS,WITH WRITING OR DRAWING SURFACES	X		37,894
	CHINA,PEOPLE'S REP.(MAINLAND)			24,192
	NETHERLANDS			2,752
	PERU			6,984
	SPAIN			3,966
9611000000	DATE SEALING OR NUMBERING STAMPS,ETC FOR HAND OPER	X		63,083
	AUSTRIA			52,487
	CHINA,PEOPLE'S REP.(MAINLAND)			7,920
	COLOMBIA			2,676
9612101020	TYPEWRITER RIBBONS < 30MM, PLTS/MTL CARTG, NESOI	DOZ	50	3,048
	JAPAN		50	3,048
9612109030	THERMAL TRANSFER RIBBONS,COATED PET,FILM, =>30MM W	DOZ	369	58,729
	JAPAN		369	58,729
9612109090	TYPEWRITER RIBBONS, => 30MM WIDE, NESOI	DOZ	1,947	43,457
	JAPAN		45	2,931
	MEXICO		1,902	40,526
9612200000	INK PADS	X		6,623
	AUSTRIA			6,623
9613801080	TABLE LIGHTERS,NESOI	NO	8,400	2,100
	CHINA,PEOPLE'S REP.(MAINLAND)		8,400	2,100
9613802010	MULTIPURP LIGHTRS INCL CHARCOAL,GAS GRILLS&FIREPLC	NO	24,000	5,803
	CHINA,PEOPLE'S REP.(MAINLAND)		24,000	5,803
9615112000	COMBS,VAL OVER $4.50 PR GROSS,OF HARD RUBBER	GRS	291	12,355
	THAILAND		291	12,355
9615113000	COMBS,VAL OVER $4.50 PR GROSS,PLASTIC	GRS	15	8,520
	CHINA,PEOPLE'S REP.(MAINLAND)		15	8,520
9615114000	HAIRSLIDES & THE LIKE,HARD RUBBR/PLAST,NO IMM GEMS	X		33,893
	CHINA,PEOPLE'S REP.(MAINLAND)			33,893
9615115000	HAIR SLIDES & THE LIKE,HARD RUBBER/PLAST,NESOI	X		86,964
	CHINA,PEOPLE'S REP.(MAINLAND)			86,964
9615196000	COMBS, HAIR SLIDES AND THE LIKE, NESOI	X		77,210
	CHINA,PEOPLE'S REP.(MAINLAND)			34,855
	HONG KONG			42,355
9615903000	HAIR PINS	KG	5,549	61,407
	CHINA,PEOPLE'S REP.(MAINLAND)		5,549	61,407
9615904000	PARTS OF COMBS,ETC,OF RUBBR/PLAST,NO GEMSTONES	X		52,289
	CHINA (TAIWAN)			2,328
	CHINA,PEOPLE'S REP.(MAINLAND)			47,369
	HONG KONG			2,592
9615906000	PARTS OF COMBS,HAIR SLIDES & THE LIKE,NESOI	X		11,916
	CHINA,PEOPLE'S REP.(MAINLAND)			11,916
9616100000	SCENT SPRAYERS,ETC,& MOUNTS & HEADS THEREFORE	X		11,652,142
	CHINA,PEOPLE'S REP.(MAINLAND)			30,062
	FRANCE			11,418,110
	ITALY			11,461
	JAPAN			192,509
9617001000	VACUUM FLASKS & OTHR VACUUM VESSELS,NOT OVER 1 LTR	NO	148,864	259,459
	BRAZIL		61,068	118,234
	CHINA,PEOPLE'S REP.(MAINLAND)		78,106	120,241
	VENEZUELA		9,690	20,984
9618000000	TAILORS' DUMMIES & OTHR MANNEQUINS FOR DISPLAY	X		15,576
	CANADA			6,636
	CHINA (TAIWAN)			8,940
	WORK OF ART,COLLECTORS PIECES AND ANTIQUES	TOTAL		919,250
	WORK OF ART,COLLECTORS PIECES AND ANTIQUES	TOTAL		919,250
9701100000	PAINTINGS, DRAWING AND PASTELS EXC OF HEADING 4906	X		645,256
	ARGENTINA			5,831
	CHILE			2,640
	CHINA,PEOPLE'S REP.(MAINLAND)			250,458
	COLOMBIA			4,000

TABLE - 2 IMPORTS INTO PUERTO RICO FROM FOREIGN COUNTRIES, BY COMMODITY AND COUNTRY OF ORIGIN
FISCAL YEAR 2003

COMM CODE	DESCRIPTION AND COUNTRY	UNIT	QUANTITY	VALUE - $
	DOMINICAN REPUBLIC			12,000
	FRANCE			3,125
	GERMANY			18,250
	HAITI			4,000
	INDONESIA			3,982
	ITALY			5,453
	MEXICO			74,957
	PANAMA			97,800
	SPAIN			26,602
	UNITED KINGDOM OF GT BRITAIN			136,158
9701900000	PAINTINGS, DRAWING AND PASTELS, NESOI	X		73,500
	DOMINICAN REPUBLIC			73,500
9702000000	ORIGINAL ENGRAVINGS, PRINTS & LITHOGRAPHS	X		47,073
	FRANCE			47,073
9703000000	ORIGINAL SCULPTURES AND STATUARY, IN ANY MATERIAL	X		128,742
	ARGENTINA			15,000
	AUSTRALIA			6,500
	BELGIUM			24,001
	FRANCE			10,419
	ITALY			3,900
	MEXICO			16,294
	SAINT LUCIA			25,000
	SINGAPORE			2,464
	SOUTH AFRICA,REP.OF			3,620
	SPAIN			21,544
9705000090	COLLECTIONS AND COLLECTORS' PIECE OF ZOOLOGICAL	X		7,300
	PERU			7,300
9706000060	ANTIQUES OF AGE EXCEEDING ONE HUNDRED YEARS, NESOI	X		17,379
	FRANCE			5,370
	UNITED KINGDOM OF GT BRITAIN			12,009
	SPECIAL CLASSIFICATION PROVISIONS	TOTAL		172,938,631
	SPECIAL CLASSIFICATION PROVISIONS	TOTAL		172,938,631
9801001031	US GOODS IN CHPTR 82 RETURNED AFTER BEING EXPORTED	X		3,793
	CANADA			3,793
9801001035	US GOODS HEADG 8407.10,8409.10,8411,8412.10 RETURN	X		10,078
	ISRAEL			10,078
9801001037	US GOODS HEADGS 8419.31,8424.81,8424.90,ETC RETURN	X		83,000
	ITALY			3,000
	NETHERLAND ANTIL. EXC ARUBA			80,000
9801001043	US GOODS OF HEADINGS 8469-8473 RETURNING AFTER EXP	X		6,081,424
	ARGENTINA			60,000
	AUSTRALIA			3,537
	CANADA			510,488
	CHINA (TAIWAN)			79,831
	COSTA RICA			11,000
	DOMINICAN REPUBLIC			7,524
	FRANCE			337,690
	GERMANY			276,117
	IRELAND			773,795
	JAPAN			925,521
	LUXEMBOURG			1,163,024
	MEXICO			140,931
	NETHERLANDS			130,982
	PANAMA			108,579
	SINGAPORE			1,466,265
	SWITZERLAND			4,233
	UNITED KINGDOM OF GT BRITAIN			63,205
	URUGUAY			18,702
9801001045	US GOODS IN CHAPTER 84, NESOI, RETURNING AFTER EXP	X		1,790,867
	AUSTRIA			13,240
	BRITISH VIRGIN ISLANDS			2,619
	CANADA			12,176
	DOMINICAN REPUBLIC			112,325
	FINLAND			16,081
	FRANCE			299,245

TABLE - 2 IMPORTS INTO PUERTO RICO FROM FOREIGN COUNTRIES, BY COMMODITY AND COUNTRY OF ORIGIN
FISCAL YEAR 2003

COMM CODE	DESCRIPTION AND COUNTRY	UNIT	QUANTITY	VALUE - $
	GERMANY			157,580
	HUNGARY			2,500
	IRELAND			819,092
	JAPAN			12,162
	KOREA,REP. OF (SOUTH KOREA)			10,427
	MEXICO			21,379
	NETHERLAND ANTIL. EXC ARUBA			15,367
	NETHERLANDS			28,500
	PANAMA			38,650
	POLAND			32,488
	SAINT KITTS AND NEVIS			29,470
	TRINIDAD AND TOBAGO			19,200
	UNITED KINGDOM OF GT BRITAIN			100,242
	VENEZUELA			48,124
9801001049	US GOODS IN HEADINGS 8501-8503 RETURNING AFTER EXP	X		970,773
	BRITISH VIRGIN ISLANDS			867,310
	CANADA			9,600
	DOMINICAN REPUBLIC			4,150
	GRENADA			23,500
	IRELAND			2,268
	NETHERLAND ANTIL. EXC ARUBA			63,945
9801001051	U.S. GOODS IN HEADING 8504 RETURNING AFTER EXPORT	X		59,730
	BRITISH VIRGIN ISLANDS			19,265
	DOMINICAN REPUBLIC			2,489
	FRANCE			37,976
9801001053	US GOODS RETURNED HEADNGS 8517,8520,8525,8527,8529	X		107,092
	ARGENTINA			20,100
	COSTA RICA			2,670
	DOMINICAN REPUBLIC			25,888
	IRELAND			49,188
	UNITED KINGDOM OF GT BRITAIN			9,246
9801001055	US GOODS IN CHAPTER 85, NESOI, RETURNING AFTER EXP	X		4,908,560
	BRAZIL			206,118
	CANADA			91,795
	CHINA (TAIWAN)			12,213
	COLOMBIA			16,177
	CZECH REPUBLIC			6,500
	DOMINICAN REPUBLIC			3,774,690
	FRANCE			81,149
	HAITI			83,177
	HONG KONG			14,907
	IRELAND			182,403
	JAPAN			28,768
	JORDAN			3,300
	KOREA,REP. OF (SOUTH KOREA)			22,895
	MEXICO			42,891
	POLAND			9,696
	SINGAPORE			284,677
	UNITED KINGDOM OF GT BRITAIN			14,500
	VENEZUELA			32,704
9801001063	GOODS IN HEADING 8701 RETURNED AFTER BEING EXPORTD	X		75,119
	GERMANY			75,119
9801001065	GOODS IN HEADING 8703 RETURNED AFTER BEING EXPORTD	X		170,807
	JAPAN			163,807
	PANAMA			7,000
9801001067	GOODS IN HEADINGS 8706-8708 RETURNING AFTER EXPORT	X		124,622
	BRITISH VIRGIN ISLANDS			3,250
	CANADA			114,555
	SWEDEN			6,817
9801001071	US GOODS IN CHAPTER 87, NESOI, RETURNING AFTER EXP	X		5,938,790
	BRITISH VIRGIN ISLANDS			255,000
	CANADA			2,450
	SWITZERLAND			5,681,340
9801001089	GOODS IN CHAPTER 89, RETURNED AFTER BEING EXPORTED	X		948,500
	AUSTRALIA			939,000
	BAHAMAS			9,500
9801001090	US GOODS IN CHPTR 90 RETURNED AFTER BEING EXPORTED	X		58,013,399
	ARGENTINA			96,752

TABLE - 2 IMPORTS INTO PUERTO RICO FROM FOREIGN COUNTRIES, BY COMMODITY AND COUNTRY OF ORIGIN
FISCAL YEAR 2003

COMM CODE	DESCRIPTION AND COUNTRY	UNIT	QUANTITY	VALUE - $
	BARBADOS			49,500
	BELGIUM			79,880
	BRAZIL			43,458
	CANADA			63,840
	COSTA RICA			94,554
	DOMINICAN REPUBLIC			967,730
	FRANCE			12,400
	GERMANY			10,275
	IRELAND			2,345
	ITALY			84,418
	JAPAN			149,833
	KOREA,REP. OF (SOUTH KOREA)			23,280
	MALAYSIA			150,895
	MEXICO			159,283
	NETHERLANDS			53,962,416
	PANAMA			1,798,382
	SPAIN			45,417
	UNITED KINGDOM OF GT BRITAIN			39,714
	URUGUAY			159,145
	VENEZUELA			19,882
9801001092	GOODS IN HEADINGS 9401-9403 RETURNING AFTER EXPORT	X		6,530
	VENEZUELA			6,530
9801001094	US GOODS IN CHAPTER 94, NESOI, RETURNING AFTER EXP	X		21,143
	DOMINICAN REPUBLIC			17,543
	TRINIDAD AND TOBAGO			3,600
9801001097	PRODUCTS OF U.S. RETURNED AFTER BEING EXPORT,NESOI	X		88,404,971
	ANTIGUA AND BARBUDA			25,000
	ARGENTINA			102,148
	AUSTRALIA			10,294
	AUSTRIA			22,441
	BAHAMAS			54,081
	BARBADOS			487,576
	BELGIUM			2,434,464
	BERMUDA			2,790
	BRAZIL			1,272,827
	BRITISH VIRGIN ISLANDS			38,934
	CANADA			6,577,142
	CHILE			977,938
	CHINA (TAIWAN)			239,710
	COLOMBIA			9,214
	COSTA RICA			681,303
	CZECH REPUBLIC			12,690
	DOMINICAN REPUBLIC			18,412,130
	FINLAND			2,060
	FRANCE			6,473,194
	GERMANY			7,592,653
	GRENADA			4,488
	GUADELOUPE			25,042
	GUATEMALA			25,032
	HONDURAS			5,605
	HONG KONG			90,259
	INDIA			16,033
	IRELAND			756,790
	ITALY			428,625
	JAMAICA			85,444
	JAPAN			919,725
	KOREA,REP. OF (SOUTH KOREA)			108,029
	LUXEMBOURG			27,306
	MEXICO			34,170,789
	NETHERLAND ANTIL. EXC ARUBA			140,551
	NETHERLANDS			170,501
	PANAMA			648,073
	PERU			24,760
	SAINT KITTS AND NEVIS			163,287
	SAINT LUCIA			4,092
	SINGAPORE			4,137
	SLOVENIA			64,805
	SOUTH AFRICA,REP.OF			28,150

TABLE - 2 IMPORTS INTO PUERTO RICO FROM FOREIGN COUNTRIES, BY COMMODITY AND COUNTRY OF ORIGIN
FISCAL YEAR 2003

COMM CODE	DESCRIPTION AND COUNTRY	UNIT	QUANTITY	VALUE - $
	SWEDEN			6,930
	SWITZERLAND			1,953,366
	TRINIDAD AND TOBAGO			298,862
	UNITED KINGDOM OF GT BRITAIN			920,853
	VENEZUELA			1,884,848
9801002000	ARTICLES PREV IMPORTED W/O BEING ADVAN FREE, CBER	X		346,325
	CHINA (TAIWAN)			3,100
	DOMINICAN REPUBLIC			8,641
	GERMANY			68,479
	ITALY			200,000
	KOREA,REP. OF (SOUTH KOREA)			66,105
9801002500	ARTICLES RÉIMPORTED BECAUSE DON'T CONFORM TO SPECS	X		289,421
	GERMANY			82,200
	MEXICO			3,675
	SWITZERLAND			43,237
	UNITED KINGDOM OF GT BRITAIN			160,309
9801008000	PREVIOUSLY EXPORTED ARTICLES,NESOI, DUTIABLE	X		17,703
	DOMINICAN REPUBLIC			17,703
9802005060	OTHER ARTICLES EXPD REPAIR/ALT NOT WARRANTY, NESOI	X		1,396,300
	BELGIUM			107,403
	CANADA			45,000
	FRANCE			80,000
	GERMANY			1,045,730
	ITALY			19,435
	SPAIN			1,030
	UNITED KINGDOM OF GT BRITAIN			97,702
9810001000	STAINED GLASS WINDOW & PT OV$161 SQ METER,RELIG IN	M2	7	3,994
	COLOMBIA		7	3,994
9810006000	INST & APPRTS NT MFGR IN USA FOR NONPROFIT INST	X		39,572
	GERMANY			39,572
9812002000	ARTICLES FOR EXIBITION TO ENCOURAGE AGR ARTS,ETC	X		58,410
	MEXICO			58,410
9817005000	AGRICULTURAL/HORTICULTURAL MACH,EQUIP&IMPLEMENTS	X		31,680
	DENMARK			31,680
9818000700	EQUIP/PTS REPAIRED IN FOREIGN CTY ON VESSEL, NESOI	X		3,036,028
	DOMINICAN REPUBLIC			239,928
	PORTUGAL			2,796,100

TABLE - 3 SHIPMENTS OF MERCHANDISE FROM VIRGIN ISLANDS TO PUERTO RICO, BY COMMODITY:
FISCAL YEAR 2003

COMM CODE	DESCRIPTION	UNIT	QUANTITY	VALUE - $
		TOTAL		871,675,433
	LIVE ANIMALS;ANIMAL PRODUCTS.....	TOTAL	22	6,600
	LIVE ANIMALS.....	TOTAL	22	6,600
0102100020	BOVINE ANIMALS LIVE, PUREBRED BREEDNG DAIRY FEMALE	NO	22	6,600
	PREPARED FOODSTUFFS; BEVERAGES, SPIRITS AND VINEGAR; TOBACCO AND MANUFACTURED TOBACCO SUBSTITUTES.....	TOTAL		35,508
	PREPARATIONS OF VEGETABLES, FRUIT, NUTS, OR OTHER PARTS OF PLANTS.....	TOTAL	963	2,190
2002100020	TOMATOES W/N WHOLE PREP/PRES NESOI CNTNRS < 1.4 KG	KG	963	2,190
	BEVERAGES, SPIRITS AND VINEGAR.....	TOTAL	9,546	33,318
2208404000	RUM AND TAFIA, CONT NT > 4 LTRS, OVER > $3/PRF LTR	PFL	9,546	33,318
	MINERAL PRODUCTS.....	TOTAL	24,611,033	852,484,360
	MINERALS FUELS, MINERAL OILS AND PRODUCTS OF THEIR DISTILLATION; BITUMINOUS SUBSTANCES; MINERAL WAXES.....	TOTAL	24,611,033	852,484,360
2710111518	UNLEADED GASOLINE, NOT ELSEWHERE SPECIFIED/INCLUDE	BBL	14,170,220	509,163,092
2710111530	JET FUEL, KEROSENE-TYPE (LIGHT OILS/PREPS)	BBL	1,053,893	35,562,663
2710190530	NO 6-TYPE FUEL OIL UNDER 25 DEGREES API	BBL	1,148,865	30,908,173
2710190535	HEAVY FUEL OILS UNDER 25 DEGREES API, NESOI	BBL	59,828	1,288,097
2710191001	NO 2 AND 3 FUEL OIL DIESEL NT OVER 0.05 PCT SULFUR	BBL	3,043,243	94,659,844
2710191004	NO 2 AND 3 FUEL OILS: DIESEL, OVER 0.05 PCT SULFUR	BBL	2,280,966	78,712,964
2710191500	KEROSENE-TYPE JET FUEL, NESOI	BBL	2,854,018	102,189,527
	PRODUCTS OF THE CHEMICAL OR ALLIED INDUSTRIES.....	TOTAL		15,313,998
	ORGANIC CHEMICALS.....	TOTAL	11,915,925	4,532,916
2902420000	META-XYLENE	L	11,915,925	4,532,916
	PHARMACEUTICAL PRODUCTS.....	TOTAL	160,046	10,762,086
3004200060	OTHER ANTIBIOTICS NESOI,NOT FOR VETERINARY	KG	160,046	10,762,086
	ESSENTIAL OILS AND RESINOIDS; PERFUMERY, COSMETIC OR TOILET PREPARATIONS.....	TOTAL	44	4,617
3305900000	PREPARATIONS FOR USE ON THE HAIR, NESOI	KG	44	4,617
	SOAP, ORGANIC SURFACE-ACTIVE AGENTS, WASHING PREPARATIONS, LUBRICATING PREPARATIONS, ARTIFICIAL WAXES, PREPARED WAXES, POLISHING OR SCOURING PREPARATIONS, CANDLES AND SIMILAR ARTICLES , MODELING PASTES, DENTAL WAXES AND DENTAL PREPARATIONS WITH A BASIS OF PLASTER.....	TOTAL	6,964	14,379
3401115000	SOAP & OTH ORGANIC SURF ACT PROD,TOILET USE,BARS	KG	6,964	14,379
	PLASTICS AND ARTICLES THEREOF; RUBBER AND ARTICLES THEREOF.....	TOTAL	23,802	30,835
	PLASTICS AND ARTICLES THEREOF.....	TOTAL	23,802	30,835

TABLE - 3 SHIPMENTS OF MERCHANDISE FROM VIRGIN ISLANDS TO PUERTO RICO, BY COMMODITY:
FISCAL YEAR 2003

COMM CODE	DESCRIPTION	UNIT	QUANTITY	VALUE - $
3923290000	SACKS & BAGS(INCLUDING CONES) OF OTHER PLASTICS	KG	23,802	30,835
	PULP OF WOOD OR OF OTHER FIBROUS CELLULOSIC MATERIAL; WASTE AND SCRAP OF PAPER OR PAPERBOARD; PAPER AND PAPERBOARD AND ARTICLES THEREOF.....	TOTAL	797	14,643
	PRINTED BOOKS, NEWSPAPERS, PICTURES AND OTHER PRODUCTS OF THE PRINTING INDUSTRY;MANUSCRIPTS,TYPESCRIPTS AND PLANS.....	TOTAL	797	14,643
4901990093	PRINTED BOOKS NESOI 49 OR MORE PAGES EA EXCL COVER	NO	797	14,643
	TEXTILES AND TEXTILES ARTICLES.....	TOTAL	2,025	2,551
	WADDING,FELT AND NONWOVENS;SPECIAL YARNS;TWINE,CORDAGE,ROPES AND CABLES AND ARTICLES THEREOF.....	TOTAL	1,682	2,119
5601101000	SANITARY TOWELS/TAMPONS DIAPERS SMLR ART OF COTTON	KG	1,470	1,852
5601210010	WADDING IN THE PIECE OF COTTON	KG	212	267
	OTHER MADE-UP TEXTILES ARTICLES; NEEDLE CRAFT SETS;WORN CLOTHING AND WORN TEXTILE ARTICLES;RAGS.....	TOTAL	343	432
6307102030	CLEANING CLOTHS NESOI	KG	343	432
	MACHINERY AND MECHANICAL APPLIANCES; ELECTRICAL EQUIPMENT;PARTS THEREOF; SOUND RECORDERS AND REPRODUCERS, TELEVISION IMAGE AND SOUND RECORDER, AND REPRODUCERS, AND PARTS AND ACCESSORIES OF SUCH ARTICLES.....	TOTAL	2	3,190
	NUCLEAR REACTORS,BOILERS,MACHINERY AND MECHANICAL APPLIANCES; PARTS THEREOF.....	TOTAL	2	3,190
8415109000	AIR-CONDERS, WINDOW/ WALL TYPE, NOT SELF CONTAINED	NO	2	3,190
	OPTICAL,PHOTOGRAPHIC,CINEMATOGRAPHIC, MEASURING,CHECKING,PRECISION,MEDICAL OR SURGICAL INSTRUMENTS AND APPARATUS; CLOCKS AND WATCHES; MUSICAL INSTRUMENTS; PARTS AND ACCESSORIES THEREOF.....	TOTAL	81	85,305
	OPTICAL,PHOTOGRAPHIC,CINEMATOGRAPHIC, MEASURING,CHECKING,PRECISION,MEDICAL OR SURGICAL INSTRUMENTS AND APPARATUS; PARTS AND ACCESSORIES THEREOF.....	TOTAL	81	85,305
9009120000	ELECTROSTATIC PHOTOCOPYING IMAGE, INDIRECT PROCESS	NO	81	85,305
	WORK OF ART,COLLECTORS PIECES AND ANTIQUES.....	TOTAL		10,175
	WORK OF ART,COLLECTORS PIECES AND ANTIQUES.....	TOTAL		10,175
9701100000	PAINTINGS, DRAWING AND PASTELS EXC OF HEADING 4906	X		10,175
	SPECIAL CLASSIFICATION PROVISIONS.....	TOTAL		3,688,268
	SPECIAL CLASSIFICATION PROVISIONS.....	TOTAL		3,688,268

TABLE - 3 SHIPMENTS OF MERCHANDISE FROM VIRGIN ISLANDS TO PUERTO RICO, BY COMMODITY:
FISCAL YEAR 2003

COMM CODE	DESCRIPTION	UNIT	QUANTITY	VALUE - $
9801001045	US GOODS IN CHAPTER 84, NESOI, RETURNING AFTER EXP	X		216,738
9801001065	GOODS IN HEADING 8703 RETURNED AFTER BEING EXPORTD	X		65,800
9801001067	GOODS IN HEADINGS 8706-8708 RETURNING AFTER EXPORT	X		3,233
9801001090	US GOODS IN CHPTR 90 RETURNED AFTER BEING EXPORTED	X		276,726
9801001092	GOODS IN HEADINGS 9401-9403 RETURNING AFTER EXPORT	X		218,523
9801001097	PRODUCTS OF U.S. RETURNED AFTER BEING EXPORT,NESOI	X		2,819,748
9801101071	US GOODS IN CHAPTER 87,NESOI, RETURNING AFTER EXP	X		87,500



EXPORTS

TABLE - 4 SHIPMENTS OF MERCHANDISE FROM PUERTO RICO TO THE UNITED STATES, BY COMMODITY:
FISCAL YEAR 2003

COMM CODE	DESCRIPTION	UNIT	QUANTITY	VALUE - $
		TOTAL		47,646,961,373
	U.S. MERCHANDISE RETURNED.....	TOTAL		2,168,939
	U.S. MERCHANDISE RETURNED.....	TOTAL		2,168,939
0000000001	ANIMAL AND VEGETABLE PRODUCTS, U.S. GOODS RETURNED	X		280,798
0000000002	WOOD AND PAPER; PRINTED MATTER, US GOODS RETURNED	X		22,500
0000000003	TEXTILE FIBERS AND PRODUCTS, U.S. GOODS RETURNED	X		38,601
0000000004	CHEMICALS AND RELATED PRODUCTS, US GOODS RETURNED	X		24,813
0000000006	METALS/PRODUCTS; MACHINERY & TRANSPORT EQUIPMENT	X		186,125
0000000007	SPECIFIED, MISCELLANEOUS & NONENUMERATED PRODUCTS	X		958,996
0000000008	SPECIAL CLASSIFICATION PROVISIONS US GOODS RETURND	X		50,040
0000000009	FOREIGN MERCHANDISE RETURNED TO THE UNITED STATES	X		607,066
	LIVE ANIMALS;ANIMAL PRODUCTS.....	TOTAL		5,174,881
	LIVE ANIMALS.....	TOTAL	324	1,862,000
0101100000	PUREBRED BREEDING HORSES AND ASSES, LIVE	NO	20	417,000
0101901000	HORSES, LIVE, EXCEPT PUREBRED BREEDING	NO	304	1,445,000
	MEAT AND EDIBLE MEAT OFFAL.....	TOTAL	101,941	290,206
0202100010	CARCASSES AND HALF-CARCASSES OF VEAL, FROZEN	KG	18,144	35,000
0202203550	MEAT BOVINE ANMLS NESOI CUTS W/BONE PROCSSD FROZEN	KG	6,795	20,000
0202206000	MEAT BOVINE ANMLS CUTS W/BONE EX PROCESSED, FROZEN	KG	19,459	60,313
0202303550	MEAT BOVINE ANIMALS BONELESS, PROCESSED, FROZEN	KG	11,965	63,739
0207140090	CHKN CUTS/EDBL OFFL(INC LVRS), FRZN, OTHER	KG	25,167	67,654
0208900002	MEAT & EDIBLE MEAT OFFAL NESOI, FRESH, CHLD, FROZN	KG	20,411	43,500
	FISH AND CRUSTACEANS, MOLLUSCS AND OTHER AQUATIC INVERTEBRATES.....	TOTAL		1,298,751
0301100000	FISH, ORNAMENTAL, LIVE	X		20,297
0301990000	FISH, LIVE, NESOI	X		406,000
0302340000	BIGEYE TUNAS, EXCEPT FILLET,LIVER,ROES,FRESH/CHILD	KG	38,107	156,706
0302360000	SOUTHRN BLUEFIN TUNA,EX FILET,LIVR,ROE,FRESH/CHILD	KG	73,777	366,366
0302390100	TUNA, NESOI, EX FILLETS, LIVERS, ROES, FRESH/CHILD	KG	43,188	86,374
0302610000	SARDINES EXCEPT FILLET, LIVER, ROE, FRESH, CHILLED	KG	7,355	9,988
0303410000	ALBACORE/LONGFINNED TUNAS EX FILLET/LVR/ROE FROZEN	KG	1,635	17,000
0303450000	BLUEFIN TUNAS EXCEPT FILLETS, LIVERS & ROES FROZEN	KG	15,953	58,973
0303490060	TUNAS NESOI, EXCEPT FILLETS, LIVERS, ROES, FROZEN	KG	18,592	92,960
0305594000	DRIED FISH, WHTHR OR NOT SALTED, NOT SMOKED, NESOI	KG	25,658	84,087
	DAIRY PRODUCE;BIRDS EGGS;NATURAL HONEY EDIBLE PRODUCTS OF ANIMAL ORIGIN, NOT ELSEWHERE SPECIFIED OR INCLUDED.....	TOTAL		1,265,638
0401100000	MILK AND CREAM, NT CONCNTRD, NT SWEETD, NOV 1% FAT	L	12,482	18,056
0402100000	MLK & CRM CNTD W/N SWT POWDR GRAN/SLDS NOV1.5% FAT	KG	118,001	206,500
0402210000	MLK/CREAM CNCTRD NT SWTN PWD/OTH SOLIDS OV 1.5% FA	KG	39,611	97,490
0402910000	MILK & CREAM WHTHR/NT CONCENTRATD NT SWEETND NESOI	KG	323,885	375,000
0402990000	MILK/CREAM, WHTHR/NOT CONCENTRATED, SWEETND, NESOI	KG	31,369	45,000
0404900000	PRODUCTS OF NATURAL MILK CONSTITUENTS, NESOI	KG	72,566	56,000
0405100000	BUTTER	KG	39,975	83,280
0406100000	FRESH CHEESE (INC WHEY CHEESE) NT FRMNTD, AND CURD	KG	145,948	297,000
0406300000	CHEESE, PROCESSED, NOT GRATED OR POWDERED	KG	18,597	60,000
0406909550	CHEESE, INCLUDING MIXTURES, NESOI	KG	2,903	10,312
0408110000	EGG YOLKS, DRIED, WHETHER OR NOT SWEETENED	KG	10,433	17,000
	PRODUCTS OF ANIMAL ORIGIN, NOT ELSEWHERE SPECIFIED OR INCLUDED.....	TOTAL	45,688	458,286
0510005000	AMBERGRIS/CASTOREUM/CIVET/MUSK NESOI BILE W/N DRID	KG	45,688	458,286
	VEGETABLES PRODUCTS.....	TOTAL		22,900,118

TABLE - 4 SHIPMENTS OF MERCHANDISE FROM PUERTO RICO TO THE UNITED STATES, BY COMMODITY:
FISCAL YEAR 2003

COMM CODE	DESCRIPTION	UNIT	QUANTITY	VALUE - $
	LIVE TREES AND OTHER PLANTS; BULBS, ROOTS AND THE LIKE; CUT FLOWERS AND ORNAMENTAL FOLIAGE	TOTAL	30	8,200
0602906010	TREES AND SHRUBS WITH SOIL ATTACHED TO ROOTS	NO	30	8,200
	EDIBLE VEGETABLES AND CERTAIN ROOTS AND TUBERS	TOTAL	8,612,033	11,466,161
0701100000	POTATOES, SEED, FRESH OR CHILLED	KG	32,091	41,600
0702000010	CHERRY TOMATOES, FRESH OR CHILLED	KG	66,804	57,600
0702000050	TOMATOES, FRESH OR CHILLED, NESOI	KG	7,554,636	10,145,627
0708200000	BEANS (VIGNA SPP., PHASEOLUS SPP.) FRESH OR CHILLD	KG	37,911	29,488
0709905000	VEGETABLES, NESOI, FRESH OR CHILLED	KG	808,092	1,110,988
0712908550	SWEET CORN SEEDS OF A KIND USED FOR SOWING, DRIED	KG	6,411	10,797
0713322000	SMALL RED (ADZUKI) BEANS, EXCEPT SEED DRD, SHELLED	KG	87,211	51,524
0713395010	BLACK BEANS, EXCEPT SEED, DRIED, SHELLED	KG	14,435	14,212
0713395050	PINTO BEANS, EXCEPT SEED, DRIED, SHELLED	KG	4,442	4,325
	EDIBLE FRUITS AND NUTS; PEEL OF CITRUS FRUITS OR MELONS	TOTAL	3,355,212	4,570,490
0801110000	COCONUTS, DESSICATED	KG	895,057	1,437,739
0801190000	COCONUTS, OTHER THAN DESSICATED	KG	91,144	143,599
0802400000	CHESTNUTS, FRSH OR DRIED, W/NT SHELLED OR PEELED	KG	74,274	50,736
0803000000	BANANAS AND PLANTAINS, FRESH OR DRIED	KG	4,971	27,600
0804500000	GUAVAS, MANGOES AND MANGOSTEENS, FRESH OR DRIED	KG	2,213,625	2,829,195
0806100000	GRAPES, FRESH	KG	2,023	5,985
0807110000	WATERMELONS, FRESH	KG	19,341	9,988
0809200020	CHERRIES, SWEET VARIETIES, FRESH	KG	1,910	15,000
0810905500	FRUITS, FRESH, NESOI	KG	3,819	12,008
0814000000	PEEL, CITRUS OR MELON, FRSH/FRZN/DRIED/PROVSL PRES	KG	49,048	38,640
	COFFEE, TEA, MATE AND SPICES	TOTAL	54,752	1,196,055
0901110000	COFFEE, NOT ROASTED, NOT DECAFFEINATED	KG	47,096	192,750
0901210000	COFFEE, ROASTED, NOT DECAFFEINATED	KG	2,200	49,517
0905000000	VANILLA BEANS	KG	5,456	953,788
	CEREALS	TOTAL	13,008,532	4,961,852
1006204020	RICE, LONG GRAIN, HUSKED (BROWN)	KG	61,194	20,373
1006309010	RICE, SEMI/WHOLLY MILLED, NESOI, LONG GRAIN	KG	9,156,154	3,762,142
1006309020	RICE, SEMI/WHOLLY MILLED, NESOI, MEDIUM GRAIN	KG	2,259,674	985,696
1006309030	RICE, SEMI/WHOLLY MILLED, NESOI, SHORT GRAIN	KG	18,943	7,793
1007000020	GRAIN SORGHUM SEEDS OF A KIND USED FOR SOWING	KG	1,507,712	165,848
1008900040	CEREALS, NESOI	KG	4,855	20,000
	PRODUCTS OF THE MILLING INDUSTRY; MALT; STARCHES; INULIN; WHEAT GLUTEN	TOTAL	78,237	190,497
1103110040	GROATS AND MEAL OF WHEAT, NESOI	KG	19,058	3,255
1108190000	STARCHES, NESOI	KG	59,179	187,242
	OIL SEEDS AND OLEAGINOUS FRUITS; MISCELLANEOUS GRAINS, SEEDS AND FRUITS; INDUSTRIAL OR MEDICINAL PLANTS; STRAW AND FODDER	TOTAL		90,503
1211909095	PLANTS & PARTS, NESOI, FRSH/DRIED USED PERFUMY ETC	KG	14,197	78,000
1214100015	ALFALFA (LUCERNE) MEAL/PELLETS, NESOI, DEHYDRATED	T	271	12,503
	LAC; GUMS, RESINS AND OTHER VEGETABLE SAPS AND EXTRACT	TOTAL	54,351	362,960
1301100000	LAC/SHELLAC/STICK LAC/SEED LAC/BUTTON LAC/OTHR LAC	KG	18,779	71,651
1301900000	NATURAL GUMS, GUM RESINS, RESINS AND BALSAMS NESOI	KG	9,420	144,750
1302190000	VEGETABLE SAPS AND EXTRACTS, NESOI	KG	26,152	146,559

TABLE - 4 SHIPMENTS OF MERCHANDISE FROM PUERTO RICO TO THE UNITED STATES, BY COMMODITY:
FISCAL YEAR 2003

COMM CODE	DESCRIPTION	UNIT	QUANTITY	VALUE - $
	VEGETABLE PLAITING MATERIALS; VEGETABLE PRODUCTS NOT ELSEWHERE SPECIFIED OR INCLUDED.....	TOTAL		53,400
1401100000	BAMBOO, USED PRIMARILY FOR PLAITING	X		5,400
1404200000	COTTON LINTERS	KG	158,349	48,000
	ANIMAL OR VEGETABLE FATS AND OILS AND THEIR CLEAVAGE PRODUCTS; PREPARED EDIBLE FATS;ANIMAL OR VEGETABLE WAXES.....	TOTAL	603,974	518,681
	ANIMAL OR VEGETABLE FATS AND OILS AND THEIR CLEAVAGE PRODUCTS; PREPARED EDIBLE FATS; ANIMAL OR VEGETABLE WAXES.....	TOTAL	603,974	518,681
1501000080	OTHER PIG FAT AND POULTRY FAT, RENDERED, NESOI	KG	9,088	14,580
1513110000	COCONUT (COPRA) OIL, CRUDE, NOT CHEMICLLY MODIFIED	KG	357,849	142,002
1513190000	COCONUT (COPRA) OIL, REFINED, NT CHEMCLLY MODIFIED	KG	19,995	27,734
1514110000	RAPESEED/COLZA/MUSTARD OIL, CRUDE, LOW ERUCIC ACID	KG	10,341	30,371
1514990000	RAPESEED/COLZA/MUSTARD OIL, NESOI, REFINED	KG	22,800	30,371
1515210000	CORN (MAIZE) OIL, CRUDE, NOT CHEMICALLY MODIFIED	KG	29,385	24,122
1516200000	VEGETABLE FATS & OILS/FRACTIONS HYDROGENATED ETC	KG	114,586	193,274
1517903040	BAKN/FRYN FATS WHOLLY VEGTLB OILS EDBL ARTFL MXTRS	KG	15,386	10,000
1518000000	ANML/VEG FATS & OILS CHEM MODIFIED; INEDBL MXT ETC	KG	18,144	39,827
1521900000	BEESWAX AND OTHER INSECT WAXES AND SPERMACETI	KG	6,400	6,400
	PREPARED FOODSTUFFS; BEVERAGES, SPIRITS AND VINEGAR; TOBACCO AND MANUFACTURED TOBACCO SUBSTITUTES.....	TOTAL		3,338,491,066
	PREPARATIONS OF MEAT, OF FISH, OR OF CRUSTACEANS, MOLLUSCS OR OTHER AQUATIC INVERTEBRATES.....	TOTAL	32,379,960	126,152,985
1601000010	SAUSAGES & SIMILAR PRDTS, OF POULTY, OF CHICKEN	KG	340,863	734,000
1601000020	SAUSAGES & SIMILAR PRDTS, OF OTHER POULTY	KG	21,684	59,685
1601000090	SAUSAGES & SIMILAR PRDTS, OTHER THAN POULTRY, OTHR	KG	152,117	237,409
1602412000	HAMS AND CUTS OF SWINE, BONED/COOKED AIRTIGHT CNTR	KG	4,180	17,326
1602509500	MEAT OR MEAT OFFAL OF BOVINE ANMLS NESOI PREP/PRES	KG	99,334	197,346
1603009500	EXTRACT/JUICES OF FISH, CRUSTACEANS, MOLLUSCS ETC	KG	25,084	100,000
1604140000	TUNAS/SKIPJACK/ATLANTIC BONITO NT MINCED PREP/PRES	KG	31,630,571	124,485,539
1604197000	FISH WHOLE/PIECES, NOT MINCED, PREP OR PRES, NESOI	KG	71,531	180,900
1604206000	FISH, PREPARED OR PRESERVED, NESOI	KG	17,360	40,780
1605201025	SHRIMPS AND PRAWNS, PREPARED, FROZEN, NESOI	KG	17,236	100,000
	SUGARS AND SUGAR CONFECTIONARY.....	TOTAL		69,100,348
1701911020	CANE/BEET SUG REF SOLID FLV/CLR, BEV BASE, RETAIL	KG	45,754	123,451
1702110000	LACTOSE & LACTOSE SYRUP CONT 99% MORE LACTSE BY WT	KG	59,189	46,410
1702190000	LACTOSE IN SOLID FORM AND LACTOSE SYRUP, NESOI	KG	52,147	89,187
1702200000	MAPLE SUGAR AND MAPLE SYRUP	KG	8,494	19,171
1702300020	GLUCOSE (DEXTROSE)	KG	3,477,605	3,565,023
1702905000	SUG/SYRUP NT FLAV/COLR NESOI; ARTFL HONEY; CARAML	KG	15,215	60,682
1703100000	CANE MOLASSES FROM EXTRACTION OR REFINING OF SUGAR	L	127,537	9,680
1704100000	CHEWING GUM, WHETHER OR NOT SUGAR COATED	KG	9,534,751	23,190,559
1704903000	CONFECTIONS/SWEETMEATS, READY FR CONSUMPTN, NO COC	KG	7,562,714	35,443,717
1704907000	SUGAR CONFECTIONERY, WITHOUT COCOA, NESOI	KG	1,608,576	6,552,468
	COCOA AND COCOA PREPARATIONS.....	TOTAL	62,671	286,278
1806310040	CHOC/COCOA PREP CONFECTNRY BLK/BAR NOTOV2KG FILLED	KG	1,587	8,450
1806321000	CHOC/COCOA PREP CONFCTNRY BLK/BAR NTOV2KG NT FILLD	KG	61,084	277,828
	PREPARATIONS OF CEREALS, FLOUR, STARCH OR MILK; BAKERS WARES.....	TOTAL	2,596,337	5,346,021

TABLE - 4 SHIPMENTS OF MERCHANDISE FROM PUERTO RICO TO THE UNITED STATES, BY COMMODITY:
FISCAL YEAR 2003

COMM CODE	DESCRIPTION	UNIT	QUANTITY	VALUE - $
1901100000	PREPARATIONS FOR INFANT USE, FOR RETAIL SALE	KG	193,085	695,853
1901200005	MIXES AND DOUGHS FOR COOKIES, WAFFLES AND WAFERS	KG	161,924	374,792
1901901500	MALT EXTRACT	KG	93,976	35,220
1901902500	PUDDINGS READY TO EAT WITHOUT FURTHER PREPARATION	KG	168,798	304,049
1901903040	ARTICLES OF MILK OR CREAM NESOI	KG	111,181	238,591
1901909082	CORN-SOYA MILK BLENDS	KG	526,585	216,651
1901909500	FOOD PREPARATIONS FLOUR, STARCH, DAIRY ETC, NESOI	KG	55,913	150,101
1902200020	PASTA, STUFFED, CANNED	KG	19,311	26,504
1904100040	SWELLING/ROASTING CEREAL/CEREAL PRODUCT CONT SUGAR	KG	18,181	75,000
1904100080	SWELLING/ROASTING CEREAL/CEREAL PRODUCT, NO SUGAR	KG	13,242	26,576
1904900120	CEREALS(NOT CORN),NESOI, PRECOOK/OTHRWS PREP FROZN	KG	266,033	605,234
1905310000	COOKIES (SWEET BISCUITS)	KG	133,052	382,379
1905400000	RUSKS, TOASTED BREAD AND SIMILAR TOASTED PRODUCTS	KG	26,196	24,000
1905901049	BREAD/BISCUIT ETC, W/NT CONTAIN CHOC ETC FROZEN	KG	902	2,918
1905901050	PASTRY/CAKE/PUDDING WHETHER/NT CONT CHOC ETC NESOI	KG	217,599	578,498
1905901080	BREAD/BISCUITS/SIMILAR BAKED PRODUCTS, NESOI	KG	342,686	592,898
1905909090	COMMUNION/SEALING WAFER RICE PPR EMPTY CAPSULE ETC	KG	247,673	1,016,757
	PREPARATIONS OF VEGETABLES, FRUIT, NUTS, OR OTHER PARTS OF PLANTS.....	TOTAL		19,010,694
2004908000	BEANS, PREPARED OR PRESERVED NESOI, FROZEN	KG	52,643	27,900
2005200020	POTATO CHIPS, PREPARED OR PRESERVED NESOI NOT FROZ	KG	23,786	75,812
2005400000	PEAS (PISUM SATIVUM) PREP/PRES NESOI, NOT FROZEN	KG	75,750	60,115
2005590000	BEANS, NOT SHELLED, PREP/PRES NESOI, NOT FROZEN	KG	8,681,191	6,838,879
2005903000	SAUERKRAUT, PREPARED OR PRESERVED NESOI, NOT FROZN	KG	173,185	203,595
2007100000	HOMOGENIZED PREPARATNS OF FRUIT (SUBHEADNG NOTE 2)	KG	52,203	37,000
2007998000	FRUIT/NUT PASTES & PUREES NESOI COOKED W/N SWEETND	KG	155,770	125,000
2007999000	JAMS/FRUIT JELLIES/MARMALADES NESOI, COOKED PREPS	KG	17,106	3,240
2008200000	PINEAPPLES, PREPARED OR PRESERVED NESOI	KG	431,123	455,897
2008924000	MIX OF FRUIT, NUTS, ETC NESOI OTHERWISE PREP/PRES	KG	4,080	4,350
2009110020	ORANGE JUICE UNFERMNTD FROZEN CNTR UNDER .946LITER	L	23,666	19,607
2009120000	ORANGE JUICE, NOT/ FROZEN, OF A BRIX VALUE < 20	L	17,690	35,000
2009494000	PINEAPPLE JUICE, NESOI, NO VITAMINS, UNFERMENTED	L	122,634	90,450
2009790000	APPLE JUICE, NESOI, NO VITAMINS, UNFERMENTED	L	30,770	20,000
2009800000	JUICE OF ANY SINGLE FRUIT/VEGTBLE UNFERMENTD NESOI	L	12,344,953	10,960,197
2009904000	MIXTURES OF FRUIT JUICES, UNFERMENTED	L	146,992	53,652
	MISCELLANEOUS EDIBLE PREPARATIONS.....	TOTAL		2,829,587,535
2101112129	INSTANT COFFEE N/FLAVORED/DECAF NOT FOR RETAIL	KG	6,770	49,553
2101112949	COFFEE EXTRACTS & PREP, NESOI, NOT PKG FOR RETAIL	KG	8,611	81,441
2102100000	YEASTS, ACTIVE	KG	4,000	10,080
2102300000	BAKING POWDERS, PREPARED	KG	38,215	36,280
2103202000	TOMATO KETCHUP	KG	136,969	81,117
2103204000	TOMATO SAUCES, NESOI	KG	7,685,624	5,946,948
2103300000	MUSTARD FLOUR AND MEAL AND PREPARED MUSTARD	KG	56,616	53,295
2103909020	MAYONNAISE	KG	142,149	182,384
2103909070	MIXED CONDIMENTS AND MIXED SEASONINGS	KG	7,392,586	15,487,857
2103909090	SAUCES AND PREPARATIONS THEREFOR, NESOI	KG	477,400	1,766,868
2104100040	SOUPS/BROTHS/PREPS OF, BASED ON FISH/SEAFD, NT DRD	KG	147,258	168,410
2104100060	SOUPS, BROTHS & PREPS THEREOF, NESOI, EX DRIED	KG	9,576	29,230
2104200000	HOMOGENIZED COMPOSITE FOOD PREPARATIONS (NOTE 3)	KG	32,200	108,092
2106100000	PROTEIN CONCENTRATES & TEXTURED PROTEIN SUBSTANCES	KG	18,500	35,200
2106901650	COMPOUND ALCOHOLIC PREP FOR MANUFACTURE BEVERAGES	KG	62,611	78,221
2106905200	SINGLE FRUIT/VEG JUICE FORTI W/VITAM/MIN CONCENTRD	L	220,801	165,600
2106905800	FOOD PREPARATIONS OF GELETIN, NESOI	KG	9,378	43,039
2106906571	PREPS FOR MANUF BEVERAGES CONT ASPARTAME/SACCHARIN	KG	13,205,083	673,276,386
2106906572	PREPS FOR MANUF BEVERAGES CONT CANE/BEET SUGAR	KG	19,285,222	1,161,996,103
2106906573	PREPARATIONS FOR MANUFACTURE OF BEVERAGES, NESOI	KG	100,681,776	887,152,859
2106906580	CREAM OR MILK SUBSTITUTES, NESOI	KG	496,951	774,479
2106906585	CONFECTIONERY INCL GUM CONTNG SYNTHETIC SWEETENERS	KG	7,149,181	51,375,899
2106906587	HERBAL TEAS & HERBAL INFUSIONS OF MIXED HERBS	KG	64,399	92,862
2106906592	FOOD PREPARATIONS, NESOI, CANNED	KG	7,882,950	26,723,317
2106906595	FOOD PREPARATIONS, NESOI, FROZEN	KG	557,784	1,990,683
2106907020	EDIBLE PREPS, NOT CANNED/FROZEN, CONT SUGAR, NESOI	KG	3,021	8,000
2106907090	EDIBLE PREPS, NOT CANNED/FRZN, N/CONT SUGAR, NESOI	KG	391,602	1,873,332

TABLE - 4 SHIPMENTS OF MERCHANDISE FROM PUERTO RICO TO THE UNITED STATES, BY COMMODITY:
FISCAL YEAR 2003

COMM CODE	DESCRIPTION	UNIT	QUANTITY	VALUE - $
	BEVERAGES, SPIRITS AND VINEGAR.....	TOTAL		133,931,175
2201100000	WATER, MINERAL & AERATED NATRL/ARTFCL NT SWTN/FLAV	L	125,481	78,054
2202100020	CARBONATED SOFT DRINKS, CONTNG ASPARTAME/SACCHARIN	L	61,240	11,730
2202100040	CARBONATED SOFT DRINKS, NESOI	L	208,870	40,008
2202901500	MILK-BASED DRINKS, NONALCOHOLIC	L	67,621	83,892
2202903600	SINGLE FRUIT/VEG JUICE FORTI W/VIT/MIN N/CONCENTRD	L	36,960	25,410
2202909090	BEVERAGES NONALCOHOLIC NESOI EXCL FRUIT/VEGT JUICE	L	981,410	919,149
2203000000	BEER MADE FROM MALT	L	567,938	560,657
2204100000	SPARKLING WINE OF FRESH GRAPES	L	39,111	45,691
2204217000	GRAPE WINE NESOI OVER 14% ALCOHOL CNTRS 2L OR LESS	L	144,129	108,296
2204290020	GRAPE WINE NESOI NOV 14% ALCOHOL CNTRS OV 2 LITERS	L	7,578	20,374
2206007000	FERMENTED BEVERAGES, NESOI	L	83,416	444,243
2207103000	ETHYL ALCOHOL UNDENATURED 80%/HIGHER, FOR BEVERAGE	PFL	30,387	13,370
2208200000	GRAPE BRANDY	PFL	71,621	179,759
2208306020	WHISKIES, BOURBON, CONTAINERS NOT OVER 4 LITERS EA	PFL	14,950	244,178
2208306040	WHISKIES, BOURBON, CONTAINERS OVER 4 LITERS EACH	PFL	18,491	51,871
2208309020	WHISKIES EX BOURBON, CONTAINERS NOT OVER 4 LITERS	PFL	68,945	581,714
2208309040	WHISKIES EX BOURBON, CONTAINERS OVER 4 LITERS	PFL	41,284	189,140
2208400030	RUM AND TAFIA, CONTAINERS NOT OVER 4 LITERS EACH	PFL	20,588,597	36,365,437
2208400050	RUM AND TAFIA, CONTAINERS OVER 4 LITERS	PFL	53,971,144	93,572,005
2208500000	GIN AND GENEVA	PFL	69,983	88,817
2208700000	LIQUEURS AND CORDIALS	PFL	20,368	245,320
2208909000	OTHER SPIRITUOUS BEVERAGES, NESOI	PFL	4,272	62,060
	RESIDUES AND WASTE FROM THE FOOD INDUSTRIES; PREPARED ANIMAL FEED.....	TOTAL		1,551,043
2304000000	SOYBEAN OILCAKE & OTH SOLID RESIDUE, WH/NOT GROUND	KG	198,006	43,652
2306500000	COCONUT OR COPRA OILCAKE & SOLID RESIDUE W/NT GRND	KG	153,740	54,907
2309100000	DOG AND CAT FOOD, PUT UP FOR RETAIL SALE	KG	714,185	1,032,084
2309901020	POULTRY FEEDS, PREPARED	T	18	40,000
2309901030	DAIRY CATTLE FEED, PREPARED	T	5,517	350,400
2309901040	LIVESTOCK FEED, PREPARED, NESOI	T	183	30,000
	TOBACCO AND MANUFACTURED TOBACCO SUBSTITUTES.....	TOTAL		153,524,987
2401102020	CONN. SHADE TOBACCO, NOT STEM/STRIP OV 35% WRAPPER	KG	5,659	85,440
2401102040	TOBACCO NOT STEM/STRIP OVER 35% WRAPPER TOB, NESOI	KG	2,081	23,915
2401105340	CIGAR BINDER TOBACCO, NOT STEM/STRIP <35% WRAPPER	KG	11,489	26,556
2401202040	TOBACCO NESOI STEM/STRIP NOT THRESHED OV 35% WRPPR	KG	17,283	59,210
2401202970	CIGAR BINDER TOB STEM/STRIP NOT THRESH <35% WRAPPR	KG	2,164	10,773
2401305000	TOBACCO STEMS	KG	19,268	41,940
2401309000	TOBACCO REFUSE, NESOI	KG	10,500	9,530
2402103030	SMALL CIGARS/CHEROOTS/CIGARILLOS WITH TOB <$.15 EA	THS	169,049	20,122,075
2402107000	CIGAR/CHEROOT/CIGARILLO CONTAINING TOBACCO NESOI	THS	535,089	129,483,665
2402200000	CIGARETTES CONTAINING TOBACCO	THS	59,979	3,185,318
2402900000	CIGAR/CHEROOT/CIGARILLO/CIGS OF TOB SUBSTITS NESOI	THS	8,961	420,000
2403100040	SMOKING TOBACCO, EX/PIPE TOBACCO, RETAIL-SIZED PKG	KG	6,085	38,400
2403910000	HOMOGENIZED OR RECONSTITUTED TOBACCO	KG	2,847	6,169
2403990030	CHEWING TOBACCO	KG	1,515	11,996
	MINERAL PRODUCTS.....	TOTAL		218,455,165
	SALT; SULFUR; EARTHS AND STONE; PLASTERING MATERIALS, LIME AND CEMENT..TOTAL	TOTAL		135,170
2501000000	SALT INCL TABL A DENTRD, PURE SODM CHLOR, SEA WTR	T	8	33,131
2505900000	SANDS, NATURAL, NESOI	T	1	3,916
2512000000	SILICEOUS FSSL MLS A ERTHS W SPEC GRAV OF 1 O LSS	T	1	10,000
2519905000	MAGNESIUM OXIDES, OTHER	KG	9,072	11,383
2523210000	WHITE PORTLAND CEMENT WHTHR OR NT ART COLORED	T	8	7,707
2523900000	HYDRAULIC CEMENT, OTHER, NESOI	T	53	16,133
2526200000	NATURAL STEATITE AND TALC, CRUSHED OR POWDERED	T	7	3,500
2530100000	VERMICULITE, PERLITE AND CHLORITES, UNEXPANDED	KG	630	49,400

TABLE - 4 SHIPMENTS OF MERCHANDISE FROM PUERTO RICO TO THE UNITED STATES, BY COMMODITY:
FISCAL YEAR 2003

COMM CODE	DESCRIPTION	UNIT	QUANTITY	VALUE - $
	ORES, SLAG, AND ASH.....	TOTAL		30,518,572
2603000010	COPPER ORES AND CONCENTRATES, COPPER CONTENT	KG	39,518	67,733
2616100045	SILVER ORES AND CONCENTRATES, OTHER METAL CONTENT	X		270,744
2617100000	ANTIMONY ORES AND CONCENTRATES	KG	19,327	106,910
2619000000	SLAG, DROSS, SCALINGS A OTH WASTE FRM MANU IRN/STL	KG	26,713	37,513
2620210000	ASH/RESIDUES OF LEADED GASOLINE/ANTIKNOCK SLUDGES	CKG	32,837,159	5,384,500
2621900000	ASH & SLAG, INCLUDING SEAWEED ASH (KELP), NESOI	T	95,976	24,651,172
	MINERALS FUELS, MINERAL OILS AND PRODUCTS OF THEIR DISTILLATION; BITUMINOUS SUBSTANCES; MINERAL WAXES.....	TOTAL		187,801,423
2701190000	OTHER COAL, NOT AGGLOMERATED	T	27	5,600
2707100000	BENZENE	L	10,526,796	2,438,837
2707200000	TOLUENE	L	2,698,920	664,020
2707500000	OTH AROM HYDCNS 65PCT AO DSTLS A 250DC ASTM D 86	L	4,465,674	892,000
2710111518	UNLEADED GASOLINE, NOT ELSEWHERE SPECIFIED/INCLUDE	BBL	5,001	91,234
2710111520	JET FUEL, NAPHTHA-TYPE (LIGHT OILS/PREPS)	BBL	207,306	6,094,801
2710111550	MOTOR FUELS, NESOI	BBL	1,532	48,500
2710112500	NAPHTHAS, EXCEPT MOTOR FUEL OR BLENDING STOCK	BBL	450,652	11,806,516
2710114500	HYDROCARBON MIXTURES <=50% HYDROCRBN COMPND NESOI	BBL	192	20,000
2710190515	NO 4 FUEL OIL UN 25 DEG API, OVER 0.05 PCT SULFUR	BBL	2,645,116	87,802,225
2710190520	HEAVY FUEL OILS UNDER 25 DEGREES API	BBL	2,101,179	73,784,652
2710191007	LIGHT FUEL OIL >=25 DEG API, OVER 0.05% SULFUR	BBL	3,499	111,915
2710193020	AUTOMTVE, DIESEL OR MARINE ENGNE LUB OILS	BBL	88,735	3,096,088
2710193080	LUBRICATING OILS WITH OR WITHOUT ADDITIVES, NESOI	BBL	52	5,851
2710193750	LUBRICATING GREASES WITH OR WITHOUT ADDITIVES	BBL	13	2,813
2710194540	WHITE MINERAL OILS, EXCEPT MEDICINAL GRADE	BBL	54	3,500
2710194590	MIXTURES OF HYDROCARBONS, NESOI	BBL	2,235	145,200
2711190000	PET GASES A OTH GAS HYDCRBNS LIQ NESOI	X		787,671
	PRODUCTS OF THE CHEMICAL OR ALLIED INDUSTRIES.....	TOTAL		35,183,733,662
	INORGANIC CHEMICALS; ORGANIC OR INORGANIC COMPOUNDS OF PRECIOUS METALS, OF RARE-EARTH METALS, OF RADIOACTIVE ELEMENTS OR OF ISOTOPES.....	TOTAL		13,199,551
2803000010	CARBON BLACK	KG	1,143	4,000
2804300000	NITROGEN	KM3	12,140	497,927
2804400000	OXYGEN	KM3	918	314,980
2804610000	SILICON CONTAIN BY WT NT < 99.99% OF SILICON	KG	232	16,200
2805120000	CALCIUM	KG	2,115	11,838
2805199000	ALKALI METALS OR ALKALINE-EARTH METALS NESOI	KG	282	110,497
2806100000	HYDROGEN CHLORIDE (HYDROCHLORIC ACID)	T	31	108,867
2809200030	PHOSPHORIC ACID OTHER THAN FERTILIZER GRADE	T	14	26,388
2811210000	CARBON DIOXIDE	T	2	11,900
2811220000	SILICON DIOXIDE	KG	2,221	19,938
2811290000	INORGANIC OXYGEN COMPOUNDS OF NONMETALS, NESOI	KG	20,452	51,040
2814200000	AMMONIA IN AQUEOUS SOLUTION	T	25	5,600
2815120000	SODIUM HYDROXIDE IN AQUEOUS SOLUTION	KG	192,638	43,761
2818300000	ALUMINUM HYDROXIDE	KG	10,822	5,720
2822000000	COBALT OXIDE & HYDROXIDE; COMMERCIAL COBALT OXIDES	KG	591,059	9,309,687
2825500000	COPPER OXIDES AND HYDROXIDES	KG	1,974	10,460
2825900000	INORGANIC BASE; METAL OXIDES, & PEROXIDES, NESOI	KG	19,904	535,967
2826110000	FLOURIDES OF AMMONIUM OR OF SODIUM	KG	13,188	25,000
2827320000	ALUMINUM CHLORIDE	KG	69,873	35,173
2827399050	OTHER CHLORIDES, NESOI	KG	14,630	156,861
2827490000	CHLORIDE OXIDES AND CHLORIDE HYDROXIDES, NESOI	KG	1,945	3,000
2827590000	OTHER BROMIDES AND BROMIDE OXIDES, NESOI	KG	60,298	503,027
2836100000	COMMERCIAL AMMONIUM CARBONATES	KG	2,500	13,027
2836300000	SODIUM HYDROGENCARBONATE (SODIUM BICARBONATE)	KG	2,720	3,593
2836500000	CALCIUM CARBONATE	KG	16,363	32,184
2843100000	COLLOIDAL PRECIOUS METALS	GM	11,130	51,389
2843210000	SILVER NITRATE	KG	10,437	1,219,712
2844101000	URANIUM METAL	KG	603	44,325

TABLE - 4 SHIPMENTS OF MERCHANDISE FROM PUERTO RICO TO THE UNITED STATES, BY COMMODITY:
FISCAL YEAR 2003

COMM CODE	DESCRIPTION	UNIT	QUANTITY	VALUE - $
2844400020	RADIOACT ELEMENT, ISOTOPE & COMPOUND, NESOI	MBQ	1,643	19,040
2844400050	ALLOYS, DISPERSIONS; RADIOACTIVE RESIDUES, NESOI	X		8,450
	ORGANIC CHEMICALS.....	TOTAL		7,435,000,840
2901210000	ETHYLENE (ETHENE)	KG	5,280	80,316
2901291010	UNSAT LIN A OLFNS (C6-C30)UNMXED FR PETRO,SHAL ETC	KG	20,083	69,825
2903220000	TRICHLOROETHYLENE	KG	32,563	418,343
2903301520	METHYL BROMIDE (BROMOMETHANE)	KG	4,959	17,480
2903302050	OTHER FLUOR, BROMIN OR IODIN DERIV OF ACYLC HYDCAR	KG	8,605	25,600
2905110000	METHANOL (METHYL ALCOHOL)	L	619,658	198,375
2905145050	OTHER BUTANOLS, NESOI	KG	173,123	149,394
2905320000	PROPYLENE GLYCOL (PROPANE-1,2-DIOL)	KG	19,166	42,000
2905430000	MANNITOL	KG	5,005	48,334
2905450000	GLYCEROL	KG	17,869	582,240
2906120000	CYCLOHEXANOL, METHYL AND DIMETHYL CYCLOHEXANOLS	KG	2,440	16,970
2906130000	STEROLS AND INOSITOLS	KG	25,237	4,151,302
2906191000	4,4'-ISOPROPYLIDENEDICYCLOHEXANOL; & MIX ETC	KG	18,144	11,000
2906290000	AROMATIC ALCOHOLS AND THEIR HALO ETC DER NESOI	KG	20,509	71,000
2909300000	AROMATIC ETHERS AND THEIR HALO, SULFO ETC DERIV	KG	18,297	71,000
2909490000	ETHER-ALCOHOLS AND THEIR HALO ETC DERIV NESOI	KG	7,975	16,978
2912120000	ETHANAL (ACETALDEHYDE)	KG	17,812	13,332
2912210000	BENZALDEHYDE	KG	256	31,365
2912300000	ALDEHYDE-ALCOHOLS	KG	126,477	497,000
2912410000	VANILLIN (4-HYDROXY-3-METHOXYBENZALDEHYDE)	KG	18,144	71,000
2912490000	ALDEHYDE-ETHERS, ALDEHYDE-PHENOLS ETC NESOI	KG	40,751	142,000
2912501000	METALDEHYDE	KG	61,551	213,000
2914110000	ACETONE (PROPANONE)	KG	40,646	20,000
2914222000	METHYLCYCLOHEXANONES	KG	3,365,941	10,837,412
2914404000	AROMATIC KETONE-ALCOHOLS AND KETONE-ALDEHYDES,NESO	KG	79,171	284,000
2915310000	ETHYL ACETATE	KG	12,800	9,472
2915330000	NORMAL BUTYL ACETATE	KG	30,923	224,943
2915900000	SAT ACYCLIC MONOCARBOXY ACIDS AND DERIV NESOI	KG	14,892	280,396
2916125040	2-ETHYL-1-HEXYL ACRYLATE	KG	40,000	13,750
2916130000	METHACRYLIC ACID AND ITS SALTS	KG	6,055	314,593
2916351500	ESTERS OF PHENYLACETIC ACID,ODORIFEROUS/FLAVOR CMP	KG	18,291	25,000
2916390000	AROMATIC MONOCARBOX ACIDS AND DERIV ETC NESOI	KG	397	4,700
2917191000	FERROUS FUMARATE	KG	199	5,775
2918220000	ACETYLSALICYLIC ACID (ASPIRIN), SALTS AND ESTERS	KG	690,703	2,080,134
2919005050	NON AROMATIC PHOSPHORIC ESTERS & THEIR DERIV,NESOI	KG	2,251	5,637
2921193000	3-AMINO-3-METHYL-1-BUTYNE;2-CHLORO-N,N-DIMETHYLETH	KG	73,267	34,000
2921450000	1-NAPHTHYLAMINE (ALPHA-NAPHTHYLAMINE), 2-NAPHTHYLA	KG	29,686,205	683,092,663
2922110000	MONOETHANOLAMINE AND ITS SALTS	KG	7,929	9,875
2922199550	AMINO-ALCOHOLS, THEIR ETHERS ETC NESOI	KG	20,012	40,000
2922290000	AMINO-NAPHTHOLS AND OTHER AMINO-PHENOLS NESOI	KG	916,916	278,125,165
2922492050	AROMATIC AMINO-ACIDS ETC FOR USE AS DRUGS	KG	6,465	450,510
2922498050	AMINO-ACIDS (EXCLUDING AROMATIC) ETC NESOI	KG	734,141	6,828,713
2922504500	AROMATIC AMINO-ALCOHOL-PHENOL, OTH AMINO W OXG ETC	KG	765	42,298
2922505000	NON-AROMATIC AMINO-COMPOUNDS WITH OXYGEN FUNCTION	KG	614	25,726
2923201000	PURIFIED EGG PHOSPHOLIPIDS, PHARMACDUTICAL GRADE	KG	142,319	1,576,006
2928002500	AROM ORGAN DERIV OF HYDRAZINE OR OF HYDROXYLAMINE	KG	18,144	71,000
2930909015	CYSTEINE HYDROCHLORIDE AND ISOOCTYL THIOGLYCOLATE	KG	21,241	339,699
2931002500	AROM ORGANO-INORGANO CMPDS USED AS PESTICIDES	KG	7,494	3,080,000
2932110000	TETRAHYDROFURAN	KG	2,986	9,702
2932210000	COUMARIN, METHYLCOUMARINS, AND ETHYLCOUMARINS	KG	22	4,134
2932292000	AROMATIC LACTONES USED AS DRUGS	KG	11,405	2,634,740
2932296000	LACTONES NESOI	KG	1,987	603,520
2932920000	1-(1,3-BENZODIOXOL-5-YL) PROPAN-2-ONE	KG	31,057	207,491
2932990800	2-ETHOXY-2,3-DIHYDRO-3,3-DIMETHYL-5-BENZOFURSULFON	KG	79,962	363,846
2932999000	HETEROCYC CMPDS WITH OXY HETERO-ATOM(S) NESOI	KG	224	87,516
2933110000	PHENAZONE (ANTIPYRINE) AND ITS DERIVATIVES	KG	2,856	130,472
2933399060	CMPDS CONT AN UNFUSED PYRIDINE RING ETC NESOI	KG	227,034	198,071,129
2933492250	DRUGS CONT A QUINOLINE OR ISOQUINOLINE RNG-SYS ETC	KG	118,579	41,520,266
2933595960	DRUGS CONT A PYRIMIDINE OR PIPERAZINE RING ETC	KG	72,292	3,062,407
2933599550	CMPDS CONT A PYRIMIDINE OR PIPERAZINE RING, NESOI	KG	517	2,781
2933910000	ALPRAZOLAM, CAMAZEPAM, CHORDIAZEPOXIDE (INN), ETC.	KG	4,716	261,311
2933990500	ACRIDINE (10-AZAANTHRACENE) AND INDOLE	KG	3,612	173,454
2933992400	AROMATIC/ MODIFIED AROMATIC PHOTOGRAPHIC CHEMICALS	KG	9,172	2,256,100

TABLE - 4 SHIPMENTS OF MERCHANDISE FROM PUERTO RICO TO THE UNITED STATES, BY COMMODITY:
FISCAL YEAR 2003

COMM CODE	DESCRIPTION	UNIT	QUANTITY	VALUE - $
2933992600	ANTIHISTAMINES	KG	2,920	4,077,143
2933995300	CARDIOVASCULAR DRUGS, NESOI	KG	619,109	669,367,260
2933999550	HETEROCYCL CMPDS (EXC AROM OR MOD-AROM) ETC NESOI	KG	90	14,760
2934302300	ANTIDEPRESSANTS, TRANQUILIZERS AND OTHER PSCH AGTS	KG	1,814	255,096
2934302700	OTHER DRUGS CONT A PHENOTHIAZINE RING SYSTEM ETC	KG	18,206	433,416
2934305050	CMPDS (EXC DRUGS) CONT A PHENOTHIAZINE RING ETC	KG	49,374	2,838,639
2934910000	AMINOREX, BROTIZOLAM, CLOTIAZEPAM (INN) ETC.	KG	1,326	4,097,947
2934990000	NUCLEIC ACIDS & THER SALTS;HETEROCYCLIC COMP,NESOI	KG	4,376	7,684,786
2935004000	SULFONAMIDES USED AS DRUGS	KG	20,383	5,298,476
2935009550	SULFONAMIDES, EXCLUDING DRUGS	KG	405,388	122,506,322
2936100000	PROVITAMINS, UNMIXED	KG	19,179	118,587
2936210000	VITAMINS A AND THEIR DERIVATIVES UNMIXED	KG	4,500	8,101
2936240000	D- OR DL-PANTOTHENIC ACID (VITMIN B3 OR B5)AND DER	KG	75,315	6,685,707
2936280000	VITAMIN E AND ITS DERIVATIVES	KG	1,732	68,712
2936291000	FOLIC ACID	KG	173,118	5,502,184
2936299055	OTHER VITAMINS AND THEIR DERIVATIVES, NESOI	KG	16,207	538,629
2936900000	OTHER INCLUDING NATURAL CONCENTRATES	KG	18,843	116,125
2937110000	SOMATOTROPIN, ITS DERIVS & STRUCT ANALOGUES	GM	5,666	50,000
2937190000	POLYPEPTIDE, PROTEIN & GLYCOPROTEIN HORMONES	GM	17,603	6,505,846
2937210000	CORTISONE, HYDROCORTISONE, PREDNISONE, ETC	GM	168,001	100,000
2937220000	HALOGENATED DERIV OF ADRENAL CORTICAL HORMONES	GM	51,000	518,500
2937230000	ESTROGENS AND PROGESTINS	GM	58,960,112	1,631,720
2937290000	ADRENAL CORTICAL HORMONES AND DERIV NESOI	GM	2,565,094	6,432,441
2937900000	HORMONES, PROSTGLNDINS, ETC DERIV & ANALOGS, NESOI	GM	230,338,399	217,564,568
2938900000	OTHER GLYCOSIDES, NATURAL OR SYNTHETIC AND DERIV	KG	1	3,363
2939110000	CONCENTRATE POPPY STRW; BUPRENORPHINE,ETC & SALTS	GM	1,293,242	562,026
2939290000	ALKALOIDS OF CINCHONA AND THEIR DERIV NESOI	GM	92,002	85,308
2939410000	EPHEDRINES AND THEIR SALTS	KG	4,006	65,028
2940002000	D-ARABINOSE SUGAR, CHEM PURE EXC (SUCROSE ETC.)	KG	600	6,000
2940006000	SUGARS, CHEM PURE (EXC SUCROSE, LACTOSE, ETC)NESOI	KG	636	21,275
2941101000	AMPICILLIN AND ITS SALTS	KG	155,514	3,202,024
2941102000	PENICILLIN G AND ITS SALTS	KG	440	1,088,714
2941106000	PENICILLINS AND THEIR DERIVATIVES ETC NESOI	KG	14,666	20,770,184
2941205000	STREPTOMYCINS & DERIVATIVES; SALTS THEREOF, NESOI	GM	2,907,827,970	556,800
2941500000	ERYTHROMYCIN AND ITS DERIVATIVES; SALTS THEREOF	GM	53,818,600	34,087,585
2941901010	AMINOGLYCOSIDE ANTIBIOTICS	KG	5,978,285	5,933,271
2941906000	ANTIBIOTICS NESOI	KG	7,243,690	5,024,268,336
2942000000	ORGANIC COMPOUNDS NESOI	KG	35,723	37,787,771
	PHARMACEUTICAL PRODUCTS.....	TOTAL		26,960,334,488
3001100000	GLANDS AND OTHER ORGANS, DRIED, INCL POWDERED	KG	9,534	4,991,415
3001200000	EXTRACTS OF GLANDS OR OTHER ORGS OR SECRETIONS	KG	3,263	3,198,310
3001900000	HEPARIN AND ITS SALTS; OTHER HUMAN OR ANIMAL SUBST	KG	30,836	1,190,257
3002100110	HUMAN BLOOD PLASMA	KG	9,166	5,710,098
3002100120	NORMAL HUMAN BLOOD SERA, INCLUDING FREEZE-DRIED	KG	241	60,363
3002100190	OTHER BLOOD FRACTIONS NESOI	KG	10,599	10,112,217
3002200000	VACCINES FOR HUMAN MEDICINE	KG	220,174	274,436,860
3002300000	VACCINES FOR VETRINARY MEDICINE	KG	8,564	5,258,634
3002905120	ANTIALLERGENIC PREPERATIONS	KG	24,811	552,450
3002905150	OTR TOXINS MICROORGANISM CULTURES & SIM PROD NESOI	KG	1,675	208,976
3003100000	MEDICAMENTS CONT PENICILLINS OR DERIVATIVES ETC	KG	699,265	39,391,231
3003200000	MEDICAMENTS CONTAINING OTHER ANTIBIOTICS ETC	KG	1,814,258	163,733,970
3003310000	MEDICAMENTS CONTAINING INSULIN BUT NOT ANTIBIOTICS	KG	16,230	3,875,641
3003390000	MEDICAMENT CONT HORMONES OR PROD OF HD 2937 ETC	X		191,825,134
3003400000	MEDICAMENTS CONTAINING ALKALOIDS OR DERIVAT ETC	KG	52,472	21,332,818
3003900000	OTHER MEDICAMENTS (EXC GOODS OF HDS 3002,3005 ETC)	KG	998,267	339,037,961
3004101010	MEDICAMENTS CONT PENICILLIN G SLTS FOR VETRIN USE	KG	36,049	544,152
3004101020	PENICILLIN G SALTS(SINGLES) NOT FOR VETERINARY USE	KG	47	2,757
3004101045	COMBINATION ANTIBIOTICS CONT PENICILLIN G SALT ETC	KG	1,414,640	26,386,103
3004105010	MEDICAMENTS CONTAINING PENICILLINS OR DERIV ETC	KG	641	38,880
3004105045	COMBINATION ANTIBIOTICS, NOT FOR VETER USE NESOI	KG	5,604	4,380,085
3004105060	MEDICAMENTS CONT PENICILLINS OR STREPTOMYCINS ETC	KG	636,197	59,109,589
3004200010	MEDICAMENTS CONT ANTIBIOTICS NESOI, VET USE	KG	9,474	1,257,074
3004200020	ERYTHROMYCIN, SINGLES OR IN COMB ETC NOT FOR VET	KG	1,226,761	70,572,683
3004200030	TETRACYCLINE, SINGLES OR IN COMB ETC NOT FOR VET	KG	125,531	22,269,294
3004200060	OTHER ANTIBIOTICS NESOI,NOT FOR VETERINARY	KG	2,034,727	423,211,445
3004310000	MEDICAMENTS CONT INSULIN BUT NOT CONT ANTIBIOTICS	KG	26,703	3,718,828

TABLE - 4 SHIPMENTS OF MERCHANDISE FROM PUERTO RICO TO THE UNITED STATES, BY COMMODITY:
FISCAL YEAR 2003

COMM CODE	DESCRIPTION	UNIT	QUANTITY	VALUE - $
3004320000	MEDICAMENTS CONT ADRENAL CORTEX HORMONES ETC	KG	3,683,336	501,136,406
3004390050	PROD OF HEAD 2937 ETC,NOT FOR VETERINARY USE,ETC	KG	704,133	118,153,481
3004400005	MEDICAMENTS CONTAINING ALKALOIDS OR DERIVATIV ETC	KG	72,813	5,503,600
3004400010	CARDIOVASCULAR MEDICAMENTS	KG	503,749	287,924,172
3004400020	ANTICONVULSANTS, HYPNOTICS AND SEDATIVES	KG	1,124,853	192,143,155
3004400030	ANTIDEPRESSANTS, TRANQUILIZERS AND OTHER PSYCH AGT	KG	3,288,259	1,084,509,253
3004400040	OTHER MEDICAMENTS PRIM AFFECTING THE CNS NESOI	KG	347,682	28,905,455
3004400050	DERMATOLOGICAL AGENTS AND LOCAL ANESTHETICS	KG	699,755	38,025,149
3004400060	MEDICAMENTS AFFECTING EYES,EARS OR RESPIRATORY SYS	KG	603,850	75,401,477
3004400070	OTHER MEDICAMENTS CONTAINING ALKALOIDS ETC	KG	599,576	317,373,259
3004504500	MEDICAMENTS OF HEADING 2936 CONT VITAMINS ETC	KG	237,521	3,191,640
3004505010	SINGLE VITAMINS,COMB WITH MINERLS OR OTHER NUTRNTS	KG	7	3,793
3004505020	SINGLE VITAMINS,NOT COMB WITH MINERLS/NUTRIENTS	KG	1,950,923	18,092,969
3004505030	MULT VITAMINS COMB WITH MINERLS OR OTHER NUTRIENTS	KG	500,207	5,429,575
3004505040	MULT VITAMINS NOT COMB WITH MINERLS/NUTRIENTS	KG	50,286	1,000,562
3004901000	MEDICAMENTS CONT ANTIGENS OR HYALURONIC ACID,ETC	KG	1,333,099	39,193,166
3004909103	MEDICAMENTS FOR VETERINARY USE IN DOSES/PKG,NESOI	KG	1,665,142	81,504,801
3004909105	SULFONAMIDES IN DOSED/PKG FOR RETAIL SALE	KG	2,370,078	402,326,319
3004909110	ANTI-INFECTIVE MEDICAMENTS NESOI	KG	500,333	169,547,815
3004909115	ANTINEOPLASTIC AND IMMUNOSUPRESSIVE MEDICAMENTS	KG	756,718	773,112,507
3004909120	CARDIOVASCULAR MEDICAMENTS IN DOSES/PKG FR RT SALE	KG	2,388,519	2,722,304,633
3004909125	ANALGESICS, ANTIPYRETICS AND NONHORM ANTI-INFL ETC	KG	17,645,672	2,801,577,595
3004909130	ANTICONVULSANTS, HYPNOTICS & SEDATIVES FR RTL SALE	KG	417,976	91,704,398
3004909135	ANTIDEPRESSANTS, TRANQUILIZERS AND OTHER PSYCH AGT	KG	1,167,275	2,633,948,276
3004909140	MEDICAMENTS PRIM AFFECT THE CENT NER SYSTEM,NESOI	KG	3,961,694	799,468,860
3004909145	DERMATOLOGICAL AGENTS AND LOCAL ANESTHETICS ETC.	KG	187,165	10,922,482
3004909150	LAXATIVES IN MEAS DOSES/PKG FOR RETAIL SALE	KG	537,165	19,130,897
3004909155	ANTACIDS IN MEAS DOSES/PKG FOR RETAIL SALE	KG	5,447,975	69,756,601
3004909160	MEDICAMENTS PRIMARILY AFFECT DIGEST SYSTEM NESOI	KG	1,859,966	2,349,306,310
3004909165	DIURETICS IN MEASURED DOSES/PACKING FOR RTL SALE	KG	293,433	38,316,124
3004909170	MEDICAMENT PRIM AFFECT ELECTROLY,CALORIC ETC,NESOI	KG	6,814	404,488
3004909175	COUGH AND COLD PREPARATIONS, NESOI	KG	508,253	11,363,834
3004909176	COUGH AND COLD PREPARATIONS, NESOI	KG	131,689	3,292,726
3004909180	ANTIHISTAMINES IN MEAS DOSES /PKG RTAL SALE	KG	810,308	29,867,342
3004909185	OTHER MEDICAMENTS PRIM AFFECT THE EYES, EARS ETC	KG	671,587	26,737,331
3004909190	MEDICAMENTS IN MEAS DOSES FOR RETAIL SALE, NESOI	KG	18,633,524	9,075,535,295
3005100000	ADHESIVE DRESSINGS AND OTHER ARTCL HAVING ADH LAY	KG	746,883	23,056,181
3005900000	WADDING, GAUZE AND SIMILAR ARTICLES ETC NESOI	KG	2,294,547	79,767,073
3006100000	STERILE SURGICAL CATGUT, SIMILAR STERILE MATER ETC	KG	197,753	79,277,333
3006200000	BLOOD-GROUPING REAGENTS	KG	202	8,680
3006300000	OPACIFYING PREPARATIONS FOR X-RAY EXAMINATIONS ETC	KG	928,725	44,670,389
3006400000	DENTAL CEMENTS AND OTHER DENTAL FILLINGS ETC	KG	80,664	3,790,138
3006500000	FIRST-AID BOXES AND KITS	KG	29,814	149,200
3006600000	CHEMICAL CONTRACEPTIVE PREPS BASED ON HORMONES ETC	KG	1,811,546	87,178,782
3006700000	GEL PREP FOR USE IN HUMAN & VET MED AS LUB/COUPLIN	KG	3,189,779	138,014,917
3006800000	WASTE PHARMACEUTICALS	KG	55,663	1,898,824
	FERTILIZERS.....	TOTAL		3,861,903
3100000000	FERTILIZERS A FERT MATERIALS	X		3,861,903
	TANNING OR DYEING EXTRACTS; TANNINS AND THEIR DERIVATIVES; DYES, PIGMENTS AND OTHER COLORING MATTER ; PAINTS AND VARNISHES; PUTTY AND OTHER MASTICS; INKS.....	TOTAL		45,733,546
3203000000	COLORING MATTER OF VEGETABLE OR ANIMAL ORIGIN	KG	6,751	25,281
3204130000	BASIC DYES AND PREPARATIONS BASED THEREON	KG	8,761	249,894
3204192550	SOLVENT DYES & PREPARATIONS BASED THEREON	KG	3,802	146,000
3204900000	SYNTHETIC ORGANIC COLORING MATTER,NESOI	KG	4,825	100,921
3205000010	YELLOW COLOR LAKES & PREPS, IN NOTE 3 TO THIS CHAP	KG	42,572	757,600
3205000020	RED COLOR LAKES & PREPS, IN NOTE 3 TO THIS CHAP	KG	3,148	75,740
3205000040	BLUE COLOR LAKES & PREPS, IN NOTE 3 TO THIS CHAP	KG	23,931	377,427
3205000050	COLOR LAKES & PREPS, IN NOTE 3 TO THIS CHAP, NESOI	KG	714,618	13,891,764
3206500000	INORGANIC PRODUCTS OF A KIND USED AS LUMINOPHORES	KG	8,435	364,747
3207200000	VITRIFIABLE ENAMELS & GLAZES,ENGOBES(SLIPS),ETC	KG	17,769	3,950,002
3207300000	LIQUID LUSTRES AND SIMILAR PREPARATIONS	KG	16,221	11,626,219

TABLE - 4 SHIPMENTS OF MERCHANDISE FROM PUERTO RICO TO THE UNITED STATES, BY COMMODITY:
FISCAL YEAR 2003

COMM CODE	DESCRIPTION	UNIT	QUANTITY	VALUE - $
3207400000	GLASS FRIT & OTH GLASS, IN FORM OF POWDER/FLAKES	KG	76	25,094
3208100000	PAINTS & VARNISHES,IN NONAQUEOUS MEDIUM,POLYESTERS	L	47,953	279,587
3208200000	PAINTS & VARNISHES,NONAQUEUS,ACRYLIC/VINYL POLYMER	L	1,383,546	2,098,261
3208900000	PAINTS & VARNISHES,IN NONAQUEUS MEDIUM,NESOI	L	106,045	461,695
3214905000	GLAZERS' PUTTY,ETC, NESOI	KG	759,956	1,401,014
3215110060	PRINTING INK, BLACK, NESOI	KG	109,562	70,795
3215905000	INK,NESOI	KG	46,242	9,831,505
	ESSENTIAL OILS AND RESINOIDS; PERFUMERY, COSMETIC OR TOILET PREPARATIONS.....	TOTAL		372,844,739
3301110000	ESSENTIAL CITRUS FRUIT OILS OF BERGAMOT	KG	314	4,032
3301190000	ESSENTIAL OILS OF CITRUS FRUIT, NESOI	KG	21,241	152,040
3301240000	ESSENTIAL OILS OF PEPPERMINT (MENTHA PIPERITA)	KG	456	17,532
3301901000	EXTRACTED OLEORESINS	KG	14,983	42,556
3301905000	CONCRETES& ABSOL;CONCENTRAT,ETC OF ESSEN OIL,NESOI	KG	580	86,156
3302100000	MIXTURES ODORIFEROUS SUBSTANCE USE FOOD/ DRINK IND	KG	6,401	94,471
3302900010	PERFUME OIL BLENDS, PROD USE FINISHED PERFUME BASE	KG	119	3,000
3302900050	ODORIFEROUS SUBSTANCE USE AS RAW MATER IND, NESOI	KG	18,390	285,536
3303000000	PERFUMES AND TOILET WATERS	KG	538,925	18,831,185
3304100000	LIP MAKE-UP PREPARATIONS	X		1,101,233
3304200000	EYE MAKE-UP PREPARATIONS	X		5,865
3304300000	MANICURE OR PEDICURE PREPARATIONS	X		56,777
3304910010	ROUGES	X		2,586
3304910050	MAKE-UP POWDER, WHETHER/NT COMPRESSED, NESOI	X		71,010
3304991000	PETROLEUM JELLY PUT UP FOR RETAIL SALE	X		11,487
3304995000	BEAUTY & SKIN CARE PREPARATION, NESOI	X		94,164,807
3305100000	SHAMPOOS	X		3,197,623
3305900000	PREPARATIONS FOR USE ON THE HAIR, NESOI	KG	10,568,531	72,923,922
3306100000	DENTIFRICES	X		25,982,861
3306200000	YARN USED TO CLEAN BETWEN THE TEETH (DENTAL FLOSS)	X		99,236
3306900000	PREPARATIONS FOR ORAL/DENTAL HYGIENE, NESOI	KG	3,920,378	24,563,191
3307100000	PRE-SHAVE, SHAVING OR AFTER-SHAVE PREPARATIONS	X		21,274,564
3307200000	PERSONAL DEODORANTS AND ANTIPERSPIRANTS	X		470,141
3307300000	PERFUMED BATH SALTS AND OTHER BATH PREPARATIONS	KG	23,585	226,280
3307900000	PERFUMERY, COSMETIC OR TOILET PREPARATIONS, NESOI	X		109,176,648
	SOAP, ORGANIC SURFACE-ACTIVE AGENTS, WASHING PREPARATIONS, LUBRICATING PREPARATIONS, ARTIFICIAL WAXES, PREPARED WAXES, POLISHING OR SCOURING PREPARATIONS, CANDLES AND SIMILAR ARTICLES , MODELING PASTES, DENTAL WAXES AND DENTAL PREPARATIONS WITH A BASIS OF PLASTER.....	TOTAL	17,459,160	13,818,252
3401110000	SOAP & OTH ORGANIC SURF ACT PROD, TOILET USE, BARS	KG	40,690	74,775
3401200000	SOAP IN OTHER FORMS	KG	18,108	47,067
3402195000	ORGANIC SURF ACT AGENTS, OTHER, NOT AROMATIC	KG	36,418	42,665
3402201100	PREP FOR RETAIL SALE, CONT AROMATIC SURF-ACT AGENT	KG	3,655,681	1,833,359
3402205100	SURFACE-ACTIVE PREPARATION FOR RETAIL SALE, NESOI	KG	65,909	150,058
3402901000	SYNTHETIC DETERGENTS	KG	14,019	392,450
3402905010	CLEANING PREPARATIONS	KG	4,225,363	3,465,065
3402905030	CLEANING PREPARATIONS	KG	152,527	397,330
3402905050	SURFACE-ACT PREP, NOT AROMATIC,NOT MODIFIED AROM	KG	200,920	459,965
3403190000	LUBRICATING PREPS CONT PETROLEUM OIL FR BITUMINOUS	KG	1,029	4,081
3404100000	ARTIFICIAL WAXES & PREP WAXES,OF CHEM MOD LIGNITE	KG	3,284	13,000
3404200000	ARTIFICIAL WAXES OF POLYETHYLENE GLYCOL	KG	261	3,158
3405400000	SCOURING PASTES AND POWDERS AND OTHER SCOURING PRP	KG	9,044,951	6,935,279
	ALBUMINOIDAL SUBSTANCES;MODIFIED STARCHES; GLUES; ENZYMES.....TOTAL	TOTAL	1,791,175	34,330,113
3503006000	GELATIN; GLUE ANIMAL ORIGIN, EXC CAESIN GLUE,NESOI	KG	477	3,108
3504001000	PROTEIN ISOLATES	KG	673	2,097,910
3504005000	PEPTONES, PROTEIN SUBSTANCES, & HIDE POWDER, NESOI	KG	4,591	210,000
3506100000	PROD USE AS GLUE/ADHESIVE, FOR SALE, NT WT <= 1 KG	KG	337,313	11,844,716

TABLE - 4 SHIPMENTS OF MERCHANDISE FROM PUERTO RICO TO THE UNITED STATES, BY COMMODITY:
FISCAL YEAR 2003

COMM CODE	DESCRIPTION	UNIT	QUANTITY	VALUE - $
3506910000	ADHESIVES BASED ON RUBBER, FOR SALE, NET WT <=1 KG	KG	392,123	8,329,931
3506990000	ADHESIVES, FOR RETAIL SALE, NET WT <=1 KG NESOI	KG	1,027,502	11,217,858
3507907000	ENZYMES AND PREPARED ENZYMES, NESOI	KG	28,496	626,590
	EXPLOSIVES; PYROTECHNIC PRODUCTS; MATCHES; PYROPHORIC ALLOYS; CERTAIN COMBUSTIBLE PREPARATIONS.....	TOTAL		30,749
3603000000	SAFETY FUSES; DETONATING FUSE; PERCUSSION CAPS ETC	THS	5,140	22,738
3606100000	LIQUID FUEL IN CONT FOR LIGHTERS NT EXCEED 300 CM3	NO	10,682	8,011
	PHOTOGRAPHIC OR CINEMATOGRAPHIC GOODS.....	TOTAL		6,286,071
3701100030	XRAY FILM FOR MEDICAL, OTHER THAN DENTAL IN FLAT	M2	1,389	11,715
3701100060	XRAY FILM, EXCEPT MEDICAL & DENTAL IN THE FLAT	M2	15,548	330,518
3701910000	PHOTO PLATES & FILM FOR COLOR PHOTOGRAPHY, FLAT	X		452,450
3702100030	X-RAY FILM IN ROLLS FOR MEDICAL, OTHER THAN DENTAL	M2	2,459	116,188
3702100060	X-RAY FILM IN ROLLS, EXCEPT FOR MEDICAL & DENTAL	M2	1,935	33,468
3702420000	OTH FLM,W/O PERFORATIONS,OV 610MM& OV200MM EXC CLR	M2	5	3,000
3702440030	GRAPHIC ARTS FILM,W/O PERF, OV 105MM, NOT OV 610MM	M2	1	3,800
3702510000	FLM, CLR PHOTO,NT OV 16MM & NT OV 14M IN LENGTH	NO	54,997	162,393
3702540000	OTH FLM,CLR PHOTO,OV 16MM,NT OV 35MM&<=30MM,EX,SLD	NO	1,217,078	3,966,593
3702550030	REVERSAL COLOR FILM, OV 16MM & NT OV 35MM OV 30 M	M2	7,548	6,400
3702560030	MOTION-PICTURE FILM , OVER 35MM FOR COLOR PHOTO	M	68,148	18,333
3702930000	FILM, COLOR PHOTO,OV 16MM,NT OV35MM,NT OV 30 M	NO	7,159	249,262
3703103070	SLVR HALIDE PAPER, PICTORIAL USE, ROLLS OVER 610MM	M2	5,804	5,000
3703103090	SLVR HALIDE PAPER, LINE REPRODUCT,ROLLS OV 610MM	M2	44,138	27,242
3703106000	PHOTO PAPER, IN ROLLS OVER 610MM, UNEXPOSED,NESOI	M2	6,080	48,383
3703203000	SLVR HALIDE PAPER, CLR PHOTO, IN ROLLS < 610 MM	M2	791	3,128
3703903090	SILVER HALIDE PAPER LINE REPRODUCTION, NESOI	M2	9,086	6,000
3703906000	PHOTO PAPER,PAPERBOARD&TEXT SENSITIZE, UNEXP,NESOI	M2	394,895	810,000
3705900000	PHOTO PLATES & FILM, EXPOS & DEVL, NESOI	X		3,000
3706106090	MOTION-PICTURE FLM, EXPOS & DEVLP, >=35MM, NESOI	M	12	9,000
3707900000	CHEM PREP,PHOTO USE, MEAS/RTL SALE, NESOI	KG	1,136	20,198
	MISCELLANEOUS CHEMICAL PRODUCTS.....	TOTAL		298,293,410
3804005000	RESIDUAL LYES FROM MFG WOOD PULP, NESOI	KG	6,540	1,305,539
3808100000	INSECTICIDES	KG	24,361	4,373,484
3808300000	HERBICIDES, ANTISPROUTING PRODUCTS & PLT-GRWTH REG	KG	3,071,676	77,999,021
3809100000	FINISHING AGENTS & DYE CARRIER OF AMYLACEOUS SUBST	KG	6,500	19,500
3809920000	FINISHING AGENTS, DYE CARRIERS, USED IN PAPER IND	KG	136,544	324,802
3810100000	PICKLING PREP FOR METAL SURFACES, SOLDERING, ETC	KG	7,234	41,975
3811290000	ADD FOR LUB OILS, EX THOSE WITH PETROL OIL ETC	KG	1,937	200,225
3812200000	COMPOUND PLASTICIZERS FOR RUBBER OR PLASTICS	KG	74,391	480,000
3812300000	ANTIOXIDIZING PREP & OTH COMPND,FOR RUBBER/PLASTIC	KG	113	4,700
3813000000	PREP & CHGS FOR FIRE-EXTINGUISHERS ETC	KG	12,086	34,500
3814000000	ORGANIC COMPOSITE SOLVENTS & THINNERS, NESOI	KG	164,571	493,485
3815120000	SUPPORTED CATALYSTS W PREC METAL/PREC MTL COMPND	KG	51,319	2,550,000
3815190000	SUPPORTED CATALYSTS, NESOI	KG	31,812	150,500
3815900000	REACTION INITIATORS & ACCELERATORS, ETC, NESOI	KG	2,715	12,844
3818000000	CHEM ELEM DOPED, USED IN ELECTRON, DISCS WAFERS ET	KG	61	6,000
3821000000	PREPARED CULTURA MEDIA FOR DEVEL OF MICROORGANISMS	KG	21,802	395,251
3822000002	DIAGNOSTIC/LAB REAGENTS, EXC 3002/3006; CERT REF	KG	6,451,382	184,163,519
3823706000	INDUSTRIAL FATTY ALCOHOLS, NESOI	KG	4,484	117,624
3824100000	PREPARED BINDERS FOR FOUNDRY MOLDS OR CORES	KG	930	168,000
3824909110	MIXTURES, ACYCLIC, UNSUBT ALCH CONT C11 OR LOWER	KG	1,100	3,390
3824909140	MIXTURES, ACYCLIC, MONOHYDRIC, UNSUBST ALCH, NESOI	KG	7,271,964	24,717,691
3824909160	CHEM PRODUCTS & PREP OF CHEM/ALLIED INDUST, NESOI	KG	50,042	727,818
3825490000	WASTE OF ORGANIC SOLVENTS, NESOI	X		3,542
	PLASTICS AND ARTICLES THEREOF; RUBBER AND ARTICLES THEREOF.....	TOTAL		150,140,353
	PLASTICS AND ARTICLES THEREOF.....	TOTAL		119,340,686
3901200000	POLYETHYLENE HAVING A SPEC GRAVITY OF 0.94 OR MORE	KG	465,478	320,228

TABLE - 4 SHIPMENTS OF MERCHANDISE FROM PUERTO RICO TO THE UNITED STATES, BY COMMODITY:
FISCAL YEAR 2003

COMM CODE	DESCRIPTION	UNIT	QUANTITY	VALUE - $
3901901000	POLYMERS OF ETHYLENE IN PRIMARY FORM,ELASTOMERIC	KG	57,066	54,909
3901905500	ETHYLENE COPLOYMERS	KG	2,112	6,825
3901909000	POLYMERS OF ETHYLENE IN PRIMARY FORM,NESOI	KG	19,224	7,228
3902100000	POLYPROPYLENE	KG	92,273	51,468
3903190000	POLYSTYRENE,NESOI	KG	321	4,100
3904100000	POLYVINYL CHLORIDE,NOT MIXED WITH ANY OTH SUBSTANC	KG	9,067	6,997
3904210000	OTHER POLYMERS OF POLYVINYL CHLORIDE,NONPLASTIZED	KG	2,404	57,399
3906901000	OTHR ACRYLIC POLYMERS IN PRIMARY FORM,ELASTOMERIC	KG	19,966	23,915
3906906000	OTHER ACRYLIC POLYMERS IN PRIMARY FORMS,NESOI	KG	1,442,680	1,450,691
3907100000	POLYACETALS	KG	557	220,277
3907200000	OTHER POLYETHERS	KG	9,498	20,302
3907300000	EPOXIDE RESINS	KG	4,520	41,350
3907400000	POLYCARBONATES	KG	35,224	66,017
3907910000	OTHER POLYESTERS, UNSATURATED	KG	199,497	1,147,726
3909501000	POLYURETHANES,ELASTOMERIC	KG	53,618	34,574
3909506000	POLYURETHANES, EXCEPT ELASTOMERIC	KG	15,041	10,740
3910000000	SILICONES IN PRIMARY FORMS	KG	81,784	1,751,755
3911100000	PETROLEUM RESINS,COUMARONE RESINS,ETC,POLYTERPENES	KG	14,190	79,164
3912110000	CELLULOSE ACETATES,NONPLASTICIZED	KG	533	2,715
3912900000	CELLULOSE & ITS CHEMICAL DERIV,PRIMARY FORMS,NESOI	KG	34,559	102,314
3913901000	CHEMICAL DERIVATIVES OF NATURAL RUBBER	KG	5,918	55,518
3913908000	NATURAL POLYMERS & MODIF NAT POLYMRS,PRIM FM,NESOI	KG	6,441	18,223
3914002000	(CHOLESTYRAMINE RESIN USP)	KG	328,163	3,756,034
3915100000	WASTE,PARING,SCRAP,OF PLAST,OF POLYMRS OF ETHYLENE	KG	111,691	37,971
3915200000	WASTE,PARING,SCRAP,OF PLAST,OF POLYMRS OF STYRENE	KG	829,990	398,247
3915300000	WASTE,PARINGS,SCRAP,OF PLAS,OF POLYMRS VINL CHLORI	KG	694,658	457,500
3915900010	OF POLYETHYLENE TEREPHTHALATE (PET) PLASTICS	KG	78,268	48,300
3915900090	OTHER PLASTICS OTHER THAN PET PLASTICS	KG	1,186,811	777,495
3916100000	RODS,STICKS & PROFILE SHAPE,OF POLYMRS OF ETHYLENE	KG	544	125,000
3916901000	RODS,STICKS,& PROFILE SHAPES,OF ACRYLIC POLYMERS	KG	15,313	14,300
3916906000	MONOFILAMENTS,CROSS-SECTION >1MM,ROD, ETC, NESOI	KG	4,175	24,560
3917100000	ART GUTS, SAUSAGE CASING, HARDEN PROTEIN/CELLULOS	KG	490	3,111
3917210000	TUBES,PIPES & HOSES,RIGID,OF POLYMRS OF ETHYLENE	KG	22,449	40,975
3917230000	TUBES, PIPES & HOSES, OF POLYMER OF VINYL CHLORDIE	KG	466,404	812,569
3917330000	TUBES,PIPES & HOSES,NOT RIGID,NOT REINF,WITH FIT	KG	157,142	253,688
3917390002	TUBES, PIPES, AND HOSES, NESOI	KG	107,762	68,400
3917400000	FITTINGS FOR TUBES,PIPES & HOSES,OF PLASTIC	KG	1,375,939	3,740,773
3919101000	SELF-ADHES PLATES,ETC,ROLS <=20CM,LIGT REF,GLAS GR	X		3,370
3919102030	TRANSPARENT TAPE NOT EXCEEDING 5CM IN WIDTH	M2	19,051	182,987
3919905030	ELECTRICAL TAPE OF PLASTICS	M2	5,553	21,331
3919905060	SELF-ADHS PLATE,SHEET,TAPE,ETC, OF PLASTICS,NESOI	M2	141,531	74,393
3920100000	PLATES,SHEETS,ETC,NONCELL, NOT REINF,POLM ETHYLENE	KG	15,943	100,100
3920200000	PLATES,SHEETS,ETC,NONCELL, NOT REIN,POLM PROPYLENE	KG	304,406	9,799,164
3920300000	PLATES,SHEETS,ETC, NONCELL,NOT REIN,POLYM STYRENE	KG	10,650	114,973
3920620000	PLATES,ETC,NONCEL,N REIN,POLYETHYLENE TEREPHTHLATE	KG	6,325	3,486
3920630000	PLATE,ETC,NONCELL,NT REIN, UNSATURATED POLYESTERS	KG	211	17,111
3920690000	PLATES,ETC,NONCEL,N REIN,OF OTHER POLYESTERS,NESOI	KG	608	54,965
3920790000	PLATE,ETC,NONCELL,NT REIN, CELLULOSE DERIVATIVES	KG	6,135	265,923
3920990000	PLATES,FOIL,NONCELL, NT REIN,OF OTH PLASTIC, NESOI	KG	1,095,111	739,763
3921120000	PLATES,SHEETS,ETC, & STRIP,CELL,PLYM VINYL CHLORID	M2	500	21,167
3921190000	PLATES,SHEETS,FILM,FOIL & STRIP,CELL,OF OTH PLAST	KG	2,373	58,258
3921901000	PLATES,SHEETS,ETC & STRIP,EXC CELL,COMBINED W TEXT	M2	63,849	755,007
3922900000	BIDETS,LAVATORY PANS,SIMILR SANITARY WARE,PLASTIC	X		4,344
3923100000	BOXES,CASES,CRATES & SIMILAR ARTICLES,OF PLASTIC	X		8,422,270
3923210000	SACKS & BAGS(INCL CONES) OF POLYMERS OF ETHYLENE	KG	19,972	21,266
3923290000	SACKS & BAGS(INCLUDING CONES) OF OTHER PLASTICS	KG	1,590,823	4,275,901
3923300000	CARBOXS,BOTTLES,FLASKS & SIMILAR ARTICLES,OF PLAST	X		23,392,454
3923400000	SPOOLS, COPS, BOBBINS & SIMILAR SUPPORTS, PLASTICS	X		2,967
3923500000	STOPPERS,LIDS,CAPS,& OTHER CLOSURES,OF PLASTIC	X		625,823
3923900000	ART FOR CONVEYING OR PACKING OF GOODS,PLAST,NESOI	X		2,638,887
3924100002	TABLEWARE AND KITCHENWARE OF PLASTICS	X		2,565
3924905500	HOUSEHOLD ARTICLES & TOILET ARTICLES,OF PLAST,NESO	X		4,807,935
3925100000	RESERVOIRS,TANKS,ETC,CAPACITY >300 LITERS,PLASTIC	X		60,000
3925200010	DOORS AND DOOR FRAMES, OF PLASTIC	NO	80	20,000
3926100000	OFFICE OR SCHOOL SUPPLIES OF PLASTIC	X		458,254
3926201060	GLOVES SEAMLESS,EXCEPT SURGICAL/MEDICAL, PLASTIC	DPR	44,937	707,008
3926205000	ART OF APPAREL & CLOTHING ACCESSORIES,PLAST, NESOI	DOZ	365,225	15,895,549
3926305000	FITTINGS FOR FURNITURE,COACHWORK,ETC,PLASTIC,NESOI	KG	32,658	26,136

TABLE - 4 SHIPMENTS OF MERCHANDISE FROM PUERTO RICO TO THE UNITED STATES, BY COMMODITY:
FISCAL YEAR 2003

COMM CODE	DESCRIPTION	UNIT	QUANTITY	VALUE - $
3926901000	BUCKETS & PAILS,OF PLASTIC	NO	1,130,396	8,500,228
3926901500	NURSING NIPPLES & PACIFIERS	GRS	83,806	1,061,033
3926902000	ICE BAGS,DOUCHE BAGS,ETC, & FITTINGS THEREFOR	X		14,601,827
3926903000	PARTS FOR YACHTS OR PLEASURE BOATS,ETC	X		39,000
3926903300	HANDBAGS OF BEADS,BUGLES & SPANGLES	NO	2,222	12,000
3926904500	GASKETS,WASHERS & OTHER SEALS	X		19,907
3926905500	BELTING & BELTS,FOR MACH,CONT TEXT FBR,V-BELTS	KG	142,227	711,427
3926905800	BELTING & BELTS,FOR MACH,CONT TEXT, EXC V-BELTS	KG	1,570	50,136
3926906000	BELTING & BELTS FOR MACHINERY,NESOI	KG	471	10,000
3926907500	PNEUMATIC MATTRESSES & OTH INFLATABLE ART,NESOI	X		3,595
3926908700	FLEX PLAS DOCUMENT BINDERS,WITH TABS,ROLLED/FLAT	X		16,425
3926909810	LABORATORY WARE	X		2,713,757
3926909830	OTH ART OF PLASTIC & OTH MAT,HDG 3901-3914,LADDERS	NO	3,924	22,222
3926909887	ART. OF PLASTIC AND OTHER MAT, HDG 3901-3914 NESOI	X		1,912,414
	RUBBER AND ARTICLES THEREOF.....	TOTAL		30,799,667
4001290000	NATURAL RUBBER IN OTHER FORMS, NESOI	KG	1,124	3,000
4002190000	STYRENE-BUTADIENE RUB; (XSBR), EXC LATEX, NESOI	KG	431,551	1,215,868
4002800000	MIXTURES OF PRODUCT HDG 4001 WITH PRODUCT HDG 4002	KG	886,584	3,274,634
4002990000	SYNTHETIC RUB & FATICE DERIVED FROM OILS, NESOI	KG	19,945	11,084
4004000000	WASTE OF RUB, EXC HD RUB, & POWDER OBTAIN THEREOF	KG	3,491	15,913
4005990000	COMPOUND RUB, UNVULCANIZED, IN PRIMARY FORM, NESOI	KG	187	4,794
4006900000	OTHER FORMS & ARTICLES, OF VULCANIZED RUB, NESOI	KG	85	5,127
4008110000	PLATE, SHEET & STRIP VULCANIZED RUB, CELLULAR RUB	KG	636	26,636
4008190000	RODS & PROFILE SHAPE VULCANIZED RUB, CELLULAR RUB	KG	2,667	10,000
4009110000	PIPE, NT REINFORCED/COMBINE W/MATERIAL, W/O FITTIN	KG	234	11,631
4009120020	BRAKE HSES W/FIT FR 8701.2,8702-8705,8711,NT REINF	KG	4,536	20,000
4010110000	CONVEYOR BELTS OR BELTING REINFORCED WITH METAL	KG	410	76,320
4010190000	CONVEYOR BELTS/BELTING OF VULCANIZE RUBBER, NESOI	KG	272	23,780
4010310000	ENDLESS TRANSMS BLT, TRAPZ, V-RIB CIRCUM 60-180CM	KG	1	5,000
4011101000	RADIAL TIRES OF A KIND USED ON MOTOR CARS	NO	25	3,090
4011105000	PNEUMATIC TIRE, EXC RADIAL, USE MOTOR CARS, NESOI	NO	443	27,180
4011201025	RADIAL TIRE, USE BUS/TRUCK, RIM >=40.6 CM DIAMETER	NO	2	10,000
4011300000	NEW PNEUMATIC TIRES, OF RUBBER, USED ON AIRCRAFT	NO	13	18,000
4011400000	NEW PNEUMATIC TIRES, OF RUBBER, USED ON MOTORCYCLE	NO	58	3,340
4012200000	USED PNEUMATIC TIRES OF RUBBER	NO	4,341	57,000
4012906000	INTERCHANGEABLE TIRE TREADS & TIRE FLAPS, OF RUB	KG	4,380	400,000
4013100010	INNER TUBES, OF RUBBER, USED ON MOTOR CARS	NO	5,021	30,020
4014100000	SHEATH CONTRACEPTIVE, OF VULCANIZE RUB, EXC HD RUB	X		1,309,848
4014905000	HYGENIC ARTICLE, EXC NURSING NIPPLES, NESOI	X		11,071,251
4015110100	GLOVES, SURGICAL, OF VULCAN. RUB. EXC HARD RUBBER	DPR	651	23,578
4015190002	GLOVES, MITTENS, AND MITTS OF VULCAN. RUB., NESOI	DPR	156	12,021
4015900000	ARTICLE OF APPAREL, EXC GLOVE, VULCANIZE RUB,NESOI	X		897,474
4016100000	OTHER ARTICLE OF VULCANIZED RUB, OF CELLULAR RUB	X		34,968
4016910000	FLOOR COVERING & MAT, VULCANIZE RUB, EXC HARD RUB	X		9,505
4016930000	GASKET, WASHERS & OTHER SEALS, OF VULCANIZED RUB	X		12,122
4016940000	BOAT/DOCK FENDER, INFLATABLE/NT, OF VULCANIZED RUB	X		69,729
4016995010	MECHANIC ARTICLE FOR MOTOR VEHICLE, VULCANIZED RUB	X		92,149
4016996000	OTHER ARTICLES VULCANIZED RUB, EXC HD RUB, NESOI	X		11,990,284
4017000000	HARD RUB IN ALL FORMS; ARTICLES OF HARD RUBBER	X		24,321
	RAW HIDES AND SKINS, LEATHER, FURSKINS AND ARTICLES THEREOF; SADDLERY AND HARNESS; TRAVEL GOODS, HANDBAGS AND SIMILAR CONTAINERS; ARTICLES OF ANIMAL GUT(OTHER THAN SILKWORM GUT).....	TOTAL		34,455,176
	RAW HIDES AND SKINS(OTHER THAN FURSKINS) AND LEATHER.....	TOTAL		29,750
4101501020	HDE/SKN BVINE, OT CTTLE, WHLE, NT PRTN/WGT GT 16K	KG	18,500	12,800
4104112000	BOV LTHER WHOLE EXC UP/LIN FLL GRN WET ST LT 28SQ	M2	622	16,950
	ARTICLES OF LEATHER; SADDLERY AND HARNESS; TRAVEL GOODS, HANDBAGS AND SIMILAR CONTAINERS ARTICLES OF ANIMAL GUT (OTHER THAN SILKWORM GUT).....	TOTAL		34,138,409

TABLE - 4 SHIPMENTS OF MERCHANDISE FROM PUERTO RICO TO THE UNITED STATES, BY COMMODITY:
FISCAL YEAR 2003

COMM CODE	DESCRIPTION	UNIT	QUANTITY	VALUE - $
4201006000	SADDLERY & HARNESSES ETC FOR ANY ANIMAL, NESOI	X		4,148
4202110000	TRUNKS, SUITCASES,ETC,SURFACE COMPS/PATENT LEATHER	NO	1	3,000
4202120000	TRUNKS, SUITCASES,ETC,SURFACE PLASTIC/TEXT MATERLS	NO	21,016	448,170
4202190000	TRUNKS,SUITCASES,VANITY CASES ETC,NESOI	NO	87,778	760,203
4202210000	HANDBAGS, SURFACE OF COMPOSITION/PATENT LEATHER	NO	660,670	4,943,323
4202390000	ARTICLES FOR POCKET OR HANDBAG,NESOI	NO	63,150	390,000
4202910010	GOLF BAGS,OUTER SURFACE LEATHER	NO	5,573	41,000
4202927000	CONTAINERS NESOI W OUTER SURFACE PLSTIC/TEXT MTRLS	NO	2,494	10,500
4202990000	CASES, BAGS & CONT, OTHER OF MATR/COVERINGS,NESOI	NO	822,069	23,096,606
4203100010	COATS & JACKETS (NOT OF REPTILE LEATHER)	NO	1,972	88,405
4203100090	ARTICLES OF APPAREL, NESOI	NO	83,001	4,218,078
4203400000	OTH CLOTHING ACCESSORIES, LEATHER/COMPOS LEATHER	X		31,027
4204000000	ARTICLES OF LEATHER USED IN MACHINERY/MECH APPLIAN	X		23,520
4205000000	ARTICLES OF LEATHER, NESOI	X		10,429
4206900000	OTH ART OF GUT,OF GOLDBEATERS SKIN,BLADDERS,TENDON	X		70,000
	FURSKINS AND ARTIFICIAL FUR; MANUFACTURES THEREOF.....	TOTAL		287,017
4303100060	FURSKIN ARTICLE APPAREL CLOTHING ACCESSORIES NESOI	NO	1,704	81,232
4303900000	ARTICLES OF FURSKINS, NESOI	X		205,785
	WOOD AND ARTICLES OF WOOD;WOOD CHARCOAL; CORK AND ARTICLES OF CORK; MANUFACTURES OF STRAW, OF ESPARTO OR OF OTHER PLAITING MATERIALS;BASKETWARE AND WICKERWORK.....	TOTAL		1,795,703
	WOOD AND ARTICLES OF WOOD; WOOD CHARCOAL.....	TOTAL		1,777,995
4402000000	WOOD CHARCOAL, WHETHER OR NOT AGGLOMERATED	T	21	10,368
4409103000	WOOD MOLDINGS, CONIFEROUS	M	64,615	9,692
4409109000	WOOD CONTINOUSLY SHAPED, CONIFEROUS, NESOI	M3	100	5,750
4410310060	BRD OF WOOD, NESOI,UNWKD/ NT FRTHR WRKD THAN SAND	M3	152	43,278
4411910000	FIBERBD WD/LIGNEOUS MAT'L NOT SURFACE COVERD NESOI	M3	359	186,117
4412990002	VENEER PANELS AND SIMILAR LAMINATED WOOD, NESOI	M3	3	4,000
4414000000	WOODEN FRAMES PAINTINGS, PHOTOGRAPHS, MIRRORS, ETC	NO	807	12,099
4415100000	CASES/BOXES/CRATES/SIMLR PACKNGS, CABLE-DRUMS, WOO	NO	7,944	34,538
4415200000	PALLETS, BOX PALLETS AND OTHER LOAD BOARDS OF WOOD	NO	40,043	107,338
4417000000	TOOLS/TOOL & BROOM BODIES ETC SHOE LAST/TREES WOOD	X		716,570
4420908000	WOOD MARQUETRY, INLAID WOOD, CASKETS, ETC, NESOI	X		20,000
4421100000	CLOTHES HANGERS, OF WOOD	X		56,800
4421902500	WOOD DOWEL PINS	M	436,686	54,000
4421904500	WOOD BLINDS, SHUTTERS, SCREENS AND SHADES	X		181,723
4421906500	TOOTHPICKS/SKEWERS ETC & SIMLR SMALL WARES OF WOOD	X		249,505
4421907000	PICKET/PALING/POST/RAIL, SAWN; ASSMBLD FENCE, WOOD	X		16,875
4421909750	ARTICLES OF WOOD, NESOI	X		69,342
	MANUFACTURES OF STRAW, OF ESPARTO OR OF OTHER PLAITING MATERIALS; BASKETWARE AND WICKERWORK.....	TOTAL		17,708
4601999000	PLAITS & SIM PROD, PLAIT MAT, EXC VEG MATS, NESOI	X		17,708
	PULP OF WOOD OR OF OTHER FIBROUS CELLULOSIC MATERIAL; WASTE AND SCRAP OF PAPER OR PAPERBOARD; PAPER AND PAPERBOARD AND ARTICLES THEREOF.....	TOTAL		47,330,363
	PULP OF WOOD OR OF OTHER FIBROUS CELLULOSIC MATERIAL;WASTE AND SCRAP OF PAPER OR PAPERBOARD.....	TOTAL	3,381	490,900
4707100000	WASTE, SCRAP UNBLEACH KRAFT, CORRUGATD PAPER/PPRBD	T	54	6,700
4707300020	NEWSPRINT WASTE AND SCRAP PAPER	T	942	92,500
4707300040	WASTE/SCRAP PAPER, PAPERBD, MECHANICAL PULP, NESOI	T	426	120,725

TABLE - 4 SHIPMENTS OF MERCHANDISE FROM PUERTO RICO TO THE UNITED STATES, BY COMMODITY:
FISCAL YEAR 2003

COMM CODE	DESCRIPTION	UNIT	QUANTITY	VALUE - $
4707900000	WASTE, SCRAP, INCL UNSORTED, PAPER, PAPERBD, NESOI	T	1,959	270,975
	PAPER AND PAPERBOARD; ARTICLES OF PAPER PULP, OF PAPER OR OF PAPERBOARD.....	TOTAL		38,718,419
4802100000	HANDMADE PAPER AND PAPERBOARD, UNCOATED	KG	13,937	62,645
4802541000	WRITING PPR UNCTD NOV 10% MECH FBR LT 40G/M2 RL/SH	KG	1,855	12,000
4803000000	TOILET ETC HSHLD/SANTRY STOCK PAPER IN ROLL/SHEETS	KG	492,860	1,091,091
4804110000	KRAFTLINER, UNCOATED UNBLEACHED IN ROLLS OR SHEETS	KG	155,844	62,805
4804490000	OTH KRFT PPR/PPRBRD UNCTD BLCHD NESOI 151-224G/M2	KG	35,346	9,000
4804520030	KRFT BASE STCK TRAYS CUPS ETC UNCTD BLCHD 225G/M2>	KG	2,109	4,836
4805300000	SULFITE WRAPPING PAPER UNCOATED IN ROLLS OR SHEETS	KG	5,380	25,000
4805924010	FLDNG CRTN BRD UNCTD WGHNG >150G/M2 BUT< 225G/M2	KG	6,649	9,000
4805924030	LINRBRD EX KRF LT80% CHEM SULFATE WDPL 151-224G/M2	KG	17,338	12,000
4805934055	PPR/PBRD EX KRAFT UNCTD NESOI WT>225G/M2 ROLL/SHTS	KG	10,415	40,000
4806100000	VEGETABLE PARCHMENT PAPER, IN ROLLS OR SHEETS	KG	1,588	3,400
4808100000	CORRUGATED PPR/PBRD, W/N PERFORATED NESOI ROLL/SHT	KG	11,898	14,256
4808900000	PAPER/PBOARD NESOI EMBOSSED OR PERFORATED ROLL/SHT	KG	211,074	2,467,682
4810131100	BASIC PPR SNSTZD PHTGRPHY CTD WD>15CM, WT <150G/M2	KG	31,080	51,749
4810131450	PPR/PBRD WRTNG NESOI CLY CTD WD>15CM, WT<150G/M2	KG	4,341	81,770
4810135000	PPR/PBRD FOR GRAPHICS CTD NESOI PRNT/EMBSSD ROLLS	KG	3,039	66,093
4810145000	PPR/PBRD FOR GRPHCS NESOI PRNT/EMBSSD WD<435X297MM	KG	1,921	31,033
4810227000	LIGHT-WEIGHT CTD PPR >10%FIBER NESOI	KG	955	12,206
4810291000	PPR/PBRD EX LIT-WGH WRTNG WD>15X36X15CM, >10 MECH	KG	45,137	42,289
4810296000	BASIC PAPER,COAT W/INORGAN,TO BE SENSITZD FOR PHOT	KG	939	19,462
4811101000	PPR/PBRD CTD/IMPREG W/TAR BITUMEN/ASPHALT ETC	KG	324	3,800
4811102000	PPR/PBR COATD/IMPREG WTH TAR BITUMEN/ASPHALT NESOI	KG	239,657	102,498
4811413000	PPR/PBRD PRESSURE-SENSTVE NESOI	KG	1,881	5,000
4811493000	PPR/PBRD, GUMMED OR ADHESIVE, NESOI	KG	318	6,900
4811592000	PRNTING PAPER,NOT BLECHD WT<150G/M2, WD>15X36X15CM	KG	64,120	187,879
4813100000	CIGARETTE PAPER IN THE FORM OF BOOKLETS OR TUBES	KG	82,557	193,444
4813200000	CIGARETTE PAPER IN ROLLS OF A WIDTH NOT OVER 5 CM	KG	29,288	126,127
4813900000	CIGARETTE PAPER, WHETHER OR NOT CUT TO SIZE, NESOI	KG	18,680	65,067
4816100000	CARBON & SIMLR COPYING PAPERS, CUT TO SIZE/SHAPE	KG	12,600	20,500
4816300000	DUPLICATOR STENCILS OF PAPER	KG	3,348	6,000
4816900000	TRANSFER PPRS CUT TO SIZE/SHAPE & PPR OFFSET PLATE	KG	1,045	16,940
4817100000	ENVELOPES OF PAPER/PAPERBOARD, FOR CORRESPONDENCE	THS	49,823	495,151
4818100000	TOILET PAPER	KG	40,297	98,259
4818200020	TOWELS OF PAPER PULP/PAPER/CELLULOSE WADDING/WEBS	KG	16,782	32,088
4818200040	HANDKERCHIEFS & CLEANSING/FACIAL TISSUES PAPER ETC	KG	119,360	382,666
4818300000	TABLECLOTHS & TABLE NAPKINS OF PAPER, PPR PULP ETC	KG	22,616	20,000
4818402000	SANITARY PRODUCTS OF PAPER PULP	KG	7,081	27,355
4818404010	SANITARY NAPKINS/TAMPONS EX PPR PULP, OF PAPER ETC	KG	179,706	746,515
4818404030	DIAPERS & DIAPER LINERS EX PAPER PULP OF PAPER ETC	KG	155,698	640,756
4818404060	SANITARY PRODUCTS NESOI EX PPR PULP, OF PAPER ETC	KG	5,171	21,630
4818500000	ARTCLS OF APPAREL/CLOTHING ACCESSORS OF PAPER ETC	KG	468,397	7,853,776
4818900000	BED SHEETS & SIMLR HOUSEHLD/HOSPITAL ART PPR NESOI	KG	108,869	1,436,504
4819100040	CARTONS/BOXES/CASES OF CORRUGATED PPR/PBRD, NESOI	KG	36,716	112,496
4819200040	FLDNG CRTNS/BOXES/CASES OF NON-CORRUGATED PR NESOI	KG	42,113	137,002
4819504020	FIBER DRUMS/CANS/TUBES & SIMLR CNTRS OF PAPER ETC	KG	907	5,000
4819504040	RIGID BOXES & CARTONS OF PAPER/PAPERBOARD, NESOI	KG	792	16,810
4819504060	PACKING CONTAINERS NESOI OF PAPER, PPRBRD, ETC	KG	42,895	105,543
4820100000	REGISTERS/ACCT BKS/NOTEBKS/LETTER PAD ETC PPR/PBRD	NO	360,113	556,658
4820300020	LOOSE-LEAF BINDERS, OF PAPER OR PAPERBOARD	KG	5,560	3,150
4820300040	BINDERS EX LOOSELEAF/FOLDERS/FILE COVERS, PPR/PBRD	KG	24,984	58,860
4820400000	MANIFOLD BUSINESS FORMS/INTRLEAVD CARBON SETS PPR	KG	2,270,391	18,670,986
4821100000	PAPER AND PAPERBOARD LABELS OF ALL KINDS, PRINTED	KG	20,149	752,966
4821902000	PAPER/PPRBOARD LABELS, UNPRINTED, PRESSURE-SENSTVE	KG	152	5,749
4822100000	BOBBINS/SIMLR SUPPORTS FR WINDNG TEXTILE YARN, PPR	KG	5,095	13,931
4823120000	SELF-ADHESIVE(PRSSR SNSTV) EX LBLS, STRIPS/ROLLS	KG	102,480	1,091,942
4823209000	FILTER PAPER & PAPERBOARD CUT TO SIZE/SHAPE NESOI	KG	28,526	154,174
4823400000	ROLL/SHEET/DIAL PRINTED FR SELF-RECORDNG APPR, PPR	KG	318	3,513
4823600040	TRAYS/DISHES/PLATES ETC NESOI OF PAPER/PPRBOARD	KG	32,747	422,467
	PRINTED BOOKS, NEWSPAPERS, PICTURES AND OTHER PRODUCTS OF THE PRINTING INDUSTRY;MANUSCRIPTS,TYPESCRIPTS AND PLANS.....	TOTAL		8,121,044

TABLE - 4 SHIPMENTS OF MERCHANDISE FROM PUERTO RICO TO THE UNITED STATES, BY COMMODITY:
FISCAL YEAR 2003

COMM CODE	DESCRIPTION	UNIT	QUANTITY	VALUE - $
4901100000	PRINTED BOOKS/BROCHURES/LEAFLETS ETC,SINGLE SHEETS	KG	5,662	806,104
4901990010	TEXTBOOKS	NO	230,634	1,531,961
4901990030	DIRECTORIES	NO	3,201	4,000
4901990050	TECHNICAL, SCIENTIFIC AND PROFESSIONAL BOOKS	NO	8,821	57,666
4901990070	HARDBOUND BOOKS, NESOI	NO	80,650	163,128
4901990075	RACK SIZE PAPERBOUND BOOKS, NESOI	NO	10,298	12,871
4901990091	PRINTD MATTER NT OV 4 PAGES EACH EXCL COVERS NESOI	NO	505,393	313,845
4901990092	PRINTED MATTER NESOI 5-48 PAGES EACH EXCL COVERS	NO	810	2,835
4901990093	PRINTED MATTER NESOI 49 OR MORE PAGES EA EX COVERS	NO	72,466	45,000
4902100000	NEWSPAPERS, JOURNALS, PERIODICALS, 4 TIMES A WEEK	KG	762	5,703
4902902020	NEWSPAPERS APPEARING LESS THAN FOUR TIMES A WEEK	KG	894	13,260
4907000000	UNUSED POSTAGE, BANKNOTES, CHECK FORMS, STOCK, ETC	KG	357	125,922
4909004020	GREETING CARDS, PRINTED	THS	990	20,000
4909004040	CARDS, PRINTED, NESOI	THS	2,884	58,236
4910000000	CALENDARS, CALENDAR BLOCKS OF ANY KIND, PRINTED	KG	14,708	88,613
4911100050	CATALOGS, PRINTED	KG	142,207	847,157
4911100090	TRADE ADVERTISING MATERIAL, PRINTED, NESOI	KG	11,918	147,799
4911910020	POSTERS, PRINTED	KG	313	18,000
4911910040	PICTURES, DESIGNS AND PHOTOGRAPHS, PRINTED, NESOI	KG	5,384	315,385
4911990000	PRINTED MATTER, NESOI	KG	47,513	3,543,559
	TEXTILES AND TEXTILES ARTICLES.....	TOTAL		217,810,605
	SILK.....	TOTAL		182,274
5002000000	RAW SILK (NOT THROWN)	KG	16,397	161,919
5004000000	SILK YARN NOT PUT UP FOR RETAIL SALE	KG	128	16,787
5007100000	WOVEN FABRICS OF NOIL SILK	M2	467	3,568
	COTTON.....	TOTAL		398,434
5201001025	COTTON, NOT CARDED/COMBED,STP LGN < 25.4 MM-1 INCH	RBA	5,057	134,361
5205410000	COT YRN,MULTIPLE,COMBED,>=85%COT,NOT RETAIL,<=14NM	KG	110,880	147,184
5207900000	COT YARN,NOT SEWING THREAD,FOR RETAIL SALE,<85%COT	KG	10,232	54,654
5208114060	PRINTCLTH,PLN/WV,UNBLCHD,>=85%COT,<=100G/M2,44-68#	M2	26,490	39,600
5210599000	WOV COT FAB UN85% COTMMF PR NOPL NESOI NOV200G/M2	M2	300	9,000
5211210090	WOV COT FAB <85% COT M MMF BL PL W <200 G/M2 SHEET	M2	4,968	10,635
5212120000	WOV COT FAB UN85% COT NESOI, BL NOV 200 G/M2	M2	171	3,000
	OTHER VEGETABLE TEXTILE FIBERS;PAPER YARN AND WOVEN FABRICS OF PAPER YARN.....	TOTAL	63,219	221,206
5303100000	JUTE OTHER TEXTILE BAST FIB EX FLX HEM RAW RETTED	KG	5,000	5,000
5305110000	OF COCONUT (COIR): RAW OR PROCESSED BUT NOT SPUN	KG	32,334	55,823
5305900000	OTHER VEG FIBERS EXC COCONUT/ABACA TOW YN W EX CO	KG	25,885	160,383
	MAN-MADE FILAMENTS.....	TOTAL		170,455
5401100000	SEWING THREAD SYNTHETIC FILAMENTS, FOR RETAIL SALE	KG	136	6,203
5402490005	SYN FIL YN EXSEW NO RT SING <5TNS/M2,ELSTOMERIC YN	KG	2,716	40,979
5402510000	NYLON FILAMENT YN TWIST >50 TURNS/M NT RETAIL SALE	KG	2,304	28,000
5402610000	NYLON FILAMENT YARN MULTIPLE/CABLED NT RETAIL SALE	KG	3,375	16,787
5405003000	ARTIFICIAL MONOFILAMENT > 67 DECITEX WIDTH NT 1MM	KG	1,343	16,787
5407420000	WOV FAB SYN FIL YN NESOI 85% NYLON ETC DYED	M2	36,576	36,512
5407910000	WOV FABRIC SYNTH FILAMENT YARN NESOI UNBL BLEACHED	M2	4,769	25,187
	MAN-MADE STAPLE FIBERS.....	TOTAL		117,222
5502000000	ARTIFICIAL FILAMENT TOW	X		3,298
5503100000	SYN STP FIB NT CRD, CMB OR PRSD SPNG: NYL/ OT PLYM	KG	273	9,224
5506200000	SYN STPL FIB CRD CMB OR PRCD SPNG OF POLYESTER	KG	1,221	7,255
5508100000	SEW THD MMF STPL FIB WTH NT RETAIL SALE SYN STP FB	KG	462	17,504
5508200000	SEW THD MMF STPL FIB WTH NT RETAIL SALE ART STP FB	KG	1,913	29,036
5512110000	WV FB SYN S F >=85% SYN ST FB >=85% PLY SF UBL/BLC	M2	1,288	4,860
5512190000	WOV FAB >=85% SYNTH ST FB POLY STP FIBER OTHER	M2	22,647	46,045

TABLE - 4 SHIPMENTS OF MERCHANDISE FROM PUERTO RICO TO THE UNITED STATES, BY COMMODITY:
FISCAL YEAR 2003

COMM CODE	DESCRIPTION	UNIT	QUANTITY	VALUE - $
	WADDING,FELT AND NONWOVENS;SPECIAL YARNS;TWINE,CORDAGE,ROPES AND CABLES AND ARTICLES THEREOF.....	TOTAL	367	4,706
5604100000	RUB THREAD AND CORD TEX COV LIKE HEADING 5404/5405	KG	367	4,706
	CARPETS AND OTHER TEXTILE FLOOR COVERINGS.....	TOTAL	369,760	4,602,088
5701100000	CARPETS&OTH TEX FLOOR COVR,WOOL/FINE ANML HR,KNOTD	M2	82	3,437
5702320000	CARPETS,ETC OF MMF TEXTL MATERIAL,PILE,NOT MADE-UP	M2	100	5,000
5702410000	CARPETS,ETC OF WOOL/FINE ANIMAL HAIR,PILE, MADE-UP	M2	28,750	1,038,399
5702590000	CARPETS,ETC OTHR TEX MAT,WOV,NOT PILE/MADE-UP/TUFT	M2	2,804	22,425
5703900000	TEXTILE CARPETS, TUFTED, TEXTILE MATERIALS NESOI	M2	11,725	106,461
5704100000	TEXTILE CARPETS, FELT, NO TUFT, TILES SUR NOV .3M2	M2	318,972	3,379,269
5704900000	TEXTILE CARPETS, FELT, NOT TUFTED ETC. NESOI	M2	7,327	47,097
	SPECIAL WOVEN FABRICS;TUFTED TEXTILE FABRICS; LACE; TAPESTRIES; TRIMMINGS; EMBROIDERY.....	TOTAL		1,270,630
5804290000	LACE IN PIECE,NOT OF 6002,MECH MDE LCE OTH TEX MAT	KG	61	2,842
5806310000	NARROW WOVEN FABRICS, NESOI, OF COTTON	KG	5,768	104,197
5806322000	OTHER NARROW WOVEN FABRICS OF MMF NESOI	KG	13,756	144,881
5807101000	WOV LABEL & SIM ART IN PE STRP/CUT SHPE/SZE N/EMBR	KG	53	6,238
5807902000	OTH BADGE & SIM ART IN PE STRP/CUT SHPG/SZE N/EMBR	KG	18,235	289,535
5809000000	WOVEN FABRICS OF METAL THREAD & METALIZED YARN NEC	M2	102,588	696,876
5810920000	EMBROID IN PE, STRIP OR MOTIFS: OTH EMBROID OF MMF	KG	215	23,000
5810990000	EMBROID PE, STRP/MOTIF: OTH EMBROID NESOI TEX MAT	KG	100	3,061
	IMPREGNATED,COATED,COVERED OR LAMINATED TEXTILE FABRICS;TEXTILE ARTICLES OF A KIND SUITABLE FOR INDUSTRIAL USE.....	TOTAL		4,571,913
5901900000	TRACING CLOTH;PREPRD PAINTG CANVAS;BUCKRAM-HAT FND	M2	191,352	483,030
5903101600	TEXTILE FABRICS,MMF,COATED,ETC, POLYVINYL CHLORIDE	M2	1,141	3,000
5907000000	TEXTL FABRC,COATD,ETC,THEATRCL SCENERY,BACK-CLOTHS	M2	89,838	456,840
5908000000	TEXTILE WICKS FOR LAMPS ETC AND GAS MANTLES ETC	KG	13,538	23,540
5911101000	TEXTILE RUBBERIZED PRINTERS BLANKETS	KG	16,985	1,965,968
5911102000	TEXTILE FABRICS, OTH THAN PRINTERS' RUBBER BLANKET	KG	4,609	55,916
5911310000	TEXTILE FABRICS ETC, PAPERMAKING, UNDER 650 G/M2	M2	7,327	427,600
5911400000	TEXTILE STRAINING CLOTH USED IN OIL PRESSES ETC	KG	50,599	386,367
5911900080	TEXTILE PRODUCTS ETC FOR TECHNICAL USES NESOI	KG	116,670	769,652
	KNITTED OR CROCHETED FABRICS.....	TOTAL	35,325	416,814
6001100000	LONG PILE FABRICS, KNITTED OR CROCHETED	KG	2,843	44,462
6002408000	OTH KNT FB LT 30CM WD GT 5% ELSTMRC YRN/NO RUB THR	KG	12,808	248,018
6002908000	OTH KNT FB LT 30CM WD GT 5% ELSTOMRIC YRN/RUB THRD	KG	204	9,258
6005320000	WARP KNIT FAB(INCL GALLOON)OF DYED SYNTHTIC FIBERS	KG	19,470	115,076
	ARTICLES OF APPAREL AND CLOTHING ACCESSORIES,KNITTED OR CROCHETED.....	TOTAL		99,361,313
6101100000	M/B OVERCOATS, CARCOATS, ETC OF WOOL, KNIT	DOZ	8,011	972,822
6101900000	M/B OVERCOATS CARCOATS & SMLR ART OT TEX MAT, KNIT	DOZ	884	35,700
6102300000	W/G OVERCOATS CARCOATS & SIMILAR ART MMF, KNIT	DOZ	1,693	49,500
6102900000	W/G OVERCOATS CARCOATS & SMLR ART OT TEX MTRL,KNIT	DOZ	309	25,000
6103392000	M/B SUIT-TYPE JACKET/BLAZER OT TEXTILE MTRL, KNIT	DOZ	29,837	2,717,944
6103420000	M/B TROUSERS OVERALLS SHORTS ETC COTTON, KNIT	DOZ	101,235	16,000,034
6104110000	W/G SUITS OF WOOL, KNIT	NO	10,285	291,543
6104120000	WOMEN'S OR GIRLS' SUITS OF COTTON, KNITTED OR CROC	DOZ	1,872	204,584
6104230000	W/G ENSEMBLES OF SYNTHETIC FIBERS, KNIT	DOZ	88	34,876
6104391000	W/G SUIT-TYPE JACKETS & BLAZERS OF ART FIBERS,KNIT	DOZ	144	4,200
6104430000	WOMEN'S OR GIRLS' DRESSES SYNTHETIC FIBERS, KNIT	DOZ	367	20,000
6104691500	W/G TROUSER OVERALL BREECHES SHORTS ART FIB, KNIT	DOZ	638	15,000
6105100000	MEN'S OR BOYS' SHIRTS OF COTTON, KNITTED OR CROCHE	DOZ	4,166	392,142

TABLE - 4 SHIPMENTS OF MERCHANDISE FROM PUERTO RICO TO THE UNITED STATES, BY COMMODITY:
FISCAL YEAR 2003

COMM CODE	DESCRIPTION	UNIT	QUANTITY	VALUE - $
6105200000	MEN'S OR BOYS' SHIRTS OF MANMADE FIBERS, KNITTED O	DOZ	13	3,624
6105900000	MEN'S/BOYS' SHIRTS OF OTHER TEXTILE MATERIALS,KNIT	DOZ	144	39,594
6106100000	WOMEN'S OR GIRLS' BLOUSES AND SHIRTS COTTON, KNIT	DOZ	1,709	39,910
6106200000	WOMEN'S OR GIRLS' BLOUSES/SHIRTS MANMADE FIB, KNIT	DOZ	79	20,424
6106900000	W/G BLOUSES AND SHIRTS OTHER TEXTILE MATERIAL,KNIT	DOZ	303	84,880
6107110000	MEN'S OR BOYS' UNDERPANTS AND BRIEFS COTTON, KNIT	DOZ	4,643,242	56,767,875
6107120000	MEN'S/BOYS' UNDERPANTS & BRIEFS MANMADE FIBER,KNIT	DOZ	3,487	52,413
6107210000	MEN'S OR BOYS' NIGHTSHIRT AND PAJAMAS COTTON, KNIT	DOZ	28	7,092
6107220000	MEN'S/BOYS' NIGHTSHIRT AND PAJAMAS MANMADE FIB, KT	DOZ	471	33,330
6107290000	M/B NIGHTSHIRTS & PAJAMAS OT TEXTILE MATERIALS, KT	DOZ	526	20,080
6107990000	M/B BATHROBES & SIMILAR ART OT TEXTILE MTRL, KNIT	DOZ	97	21,060
6108210000	WOMEN'S OR GIRLS' BRIEFS AND PANTIES COTTON, KNIT	DOZ	227,713	10,570,691
6108220000	WOMEN'S/GIRLS' BRIEFS & PANTIES MANMADE FIBER, KT	DOZ	23,454	648,940
6108290000	W/G BRIEFS & PANTIES OT TEXTILE MATERIALS, KNIT	DOZ	82,312	1,300,000
6108310000	W/G NIGHTDRESSES & PAJAMAS OF COTTON, KNIT	DOZ	1,270	21,123
6108320000	W/G NIGHTDRESSES & PAJAMAS MANMADE FIBERS, KNIT	DOZ	2,323	157,502
6108390000	W/G NIGHTDRESSES & PAJAMAS OT TEXTILE MATERIAL, KT	DOZ	99,387	2,100,000
6108990000	W/G NEGLIGEES & SIMILAR ARTICLES OT TEX MTRL, KNIT	DOZ	344	52,174
6109100005	M OR B T-SHIRTS ALL WHITE OF COT KT SS W/O PKT T E	DOZ	5,652	130,364
6109100009	M/B ARTICLES SIMILAR TO T-SHIRTS ETC OF COT, KNIT	DOZ	12,905	123,088
6109100013	MEN'S OR BOYS' T-SHIRTS EX WHITE OF COTTON, KNIT	DOZ	2,895	104,506
6109100027	M/B ARTICLES SIMILAR TO T-SHIRTS ETC OF COT, KNIT	DOZ	13,104	36,713
6109100037	WOMEN'S OR GIRLS' UNDERWEAR OF COTTON KNIT CROCHET	DOZ	97,041	1,372,448
6109100070	W/G ARTICLES SIMILAR T-SHIRTS & TANK TOPS COT,KNIT	DOZ	4,972	150,000
6109901008	MEN'S OR BOYS' T-SHIRTS OF MANMADE FIBERS KNITTED	DOZ	24,200	2,568,984
6109901049	M/B ARTICLES SIMILAR TO T-SHIRTS, ETC OF MMF, KNIT	DOZ	288	6,060
6109901075	W/G ARTICLES THERMAL T-SHIRTS, ETC OF MMF, KNIT	DOZ	6,432	15,000
6109901090	W/G ARTICLES SIMILAR TO T-SHIRTS, ETC OF MMF, KNIT	DOZ	9,909	67,026
6109901530	W OR G UNDERWEAR OF WOOL WITH LONG SLEEVES KNITTED	DOZ	88	16,200
6110190010	MEN'S / BOYS' SWEATER, EXC WOOL OR CASHMERE, NESOI	DOZ	640	125,000
6110201010	MEN'S OR BOYS' SWEATERS OF COT, >=36% FLAX FB KNIT	DOZ	491	20,000
6110201020	W OR G SWEATERS OF COT, >=36% FLAX FB KNIT	DOZ	4,840	711,515
6110201023	MEN'S OR BOYS' WAISTCOATS & SIMILAR ART COTTON, KT	DOZ	1,747	50,300
6110201027	WOMANS OR GIRLS WAISTCOATS & SIMILAR ART COT KNIT	DOZ	157	4,500
6110202005	B OR G WAISTCOATS & SIM ART PARTS OF PLAYSUITS COT	DOZ	2,790	80,300
6110202070	WOMANS OR GIRLS WAISTCOATS & SIMILAR ART COT KNIT	DOZ	123	30,500
6110301080	W/G VESTS EX SWEATER OF MMF CONT 25% LEATHER, KNIT	DOZ	897	48,300
6110303060	M/B PULLOVERS & SIMILIAR ART OF MMF KNITTED NESOI	DOZ	155	15,000
6110900027	W&G SWEATERS OF OT TEXTILE MATERIAL KNIT OR CROCHT	DOZ	879	41,410
6110900096	W/G PULLOVERS & SIM ART OF OT TEX MAT KT OR CROCHT	DOZ	23,834	93,300
6111200000	BABIES' GARMENTS & CLTHNG ACCESS OF COTTON, KNIT	DOZ	12,833	36,291
6111300000	BABIES' GARMENTS & CLTHNG ACCESS SYN FIBERS, KNIT	DOZ	12,550	547,649
6112110060	W/G TROUSERS FOR TRACK SUITS ETC OF COTTON, KNIT	DOZ	24	25,819
6113000012	W/G GARMENTS NT COATS KNIT IMPREGNATED WITH RBR/PL	DOZ	3,842	218,713
6113000097	W/G GARMENTS KNIT FABRIC 5906 IMPREG RBR/PLASTIC	DOZ	26	9,401
6116990000	GLOVES, MITTENS & MITTS OTHER TEXTILE MTRL, KNIT	DPR	629	5,869
6117900000	PARTS OF GARMENTS OR OF CLOTHING ACCESSORIES, KNIT	DOZ	4	3,000
	ARTICLES OF APPAREL AND CLOTHING ACCESSORIES,NOT KNITTED OR CROCHETED.....	TOTAL		104,459,207
6201190000	M/B OVERCOATS CARCOATS SMLR ART OT TEX MTRL, NT KT	DOZ	60	3,600
6202135000	W/G OVERCOATS CARCOATS & SMLR ARTICLES MMF, NT KT	DOZ	189	16,311
6203110000	MEN'S OR BOYS' SUITS OF WOOL, NOT KNIT	NO	161	21,874
6203120000	MEN'S OR BOYS' SUITS OF SYNTHETIC FIBERS, NOT KNIT	NO	14,785	121,148
6203230000	MEN'S OR BOYS' ENSEMBLES SYNTHETIC FIBERS, NT KNIT	DOZ	4	3,000
6203330000	M/B SUIT-TYPE JACKETS & BLAZERS SYNTHETIC FIB,N KT	DOZ	7,662	1,752,316
6203424017	M&B TROUSERS & BREECHES OF COTTON NOT KNIT NESOI	DOZ	451	41,194
6203493000	M/B TROUSER OVERALL SHORT ETC OT TEX MTRL, N KNIT	DOZ	222,537	18,246,646
6204394000	W/G SUIT-TYPE JACKETS & BLAZERS OT TEX MTRL, N KT	DOZ	3	3,000
6204490000	WOMEN'S OR GIRLS' DRESSES OT TEXTILE MTRL, NT KNIT	DOZ	160	17,739
6204520000	WOMEN'S/GIRLS' SKIRTS & DIVIDED SKIRTS COTTON,N KT	DOZ	753	58,059
6204592500	WOMEN'S/GIRLS' SKIRTS OF ARTIFICL FIBERS, NOT KNIT	DOZ	632	29,340
6204594000	WOMEN'S/GIRLS' SKIRTS OT TEXTILE MATERIALS, N KNIT	DOZ	1,210	84,034
6204633550	W/G SHORTS SYNTHETIC FIBER NOT KNITTED NESOI	DOZ	48	3,474
6205203000	MEN'S OR BOYS' OTHER SHIRTS OF COTTON, NOT KNITTED	DOZ	299	35,971
6205302085	MEN'S OR BOYS' DRESS SHIRTS MANMADE FIBERS,NT KNIT	DOZ	20,736	151,097
6205900000	MEN'S OR BOYS SHIRTS OT TEXTILE MATERIALS, NT KNIT	DOZ	264,092	12,967,117

TABLE - 4 SHIPMENTS OF MERCHANDISE FROM PUERTO RICO TO THE UNITED STATES, BY COMMODITY:
FISCAL YEAR 2003

COMM CODE	DESCRIPTION	UNIT	QUANTITY	VALUE - $
6206100000	W/G BLOUSES, SHIRTS AND SHIRT BLOUSES SILK, NT KT	DOZ	801	170,350
6206200000	W/G BLOUSES, SHIRTS AND SHIRT BLOUSES WOOL, NT KT	DOZ	2,779	226,740
6206300000	W/G BLOUSES SHIRTS & SHIRT BLOUSES COTTON,NOT KNIT	DOZ	898	158,070
6206400000	W/G BLOUSES, SHIRTS & SHIRT BLOUSES MMF, NOT KNIT	DOZ	76	21,186
6206900000	W/G BLOUSES SHIRTS ETC OT TEXTILE MATERIALS, NT KT	DOZ	256	64,104
6207110000	M/B UNDERPANTS AND BRIEFS OF COTTON, NOT KNIT	DOZ	15,274	126,297
6207190000	M/B UNDERPANTS AND BRIEFS OT TEXTILE MTRL,NOT KNIT	DOZ	949	94,411
6207924000	M/B SINGLET & UNDERSHIRT MANMADE FIBER, NOT KNIT	DOZ	3	3,589
6208290000	W/G NGHTDRESS & PAJAMAS OT TETILE MATERIAL, N KNIT	DOZ	1,405	41,464
6208913000	W/G SNGLET OT UNSHIRT PANTIES ETC COTTON, NOT KNIT	DOZ	6,804	171,183
6208920035	W/G SNGLET OT UNSHIRT PANTIES ETC MANMADE FIB,N KT	DOZ	12,427	79,837
6208992020	W/G BRIEFS & PANTIES OF WOOL, NOT KNIT	DOZ	263	9,205
6209200000	BABIES' GARMENTS & CLTHNG ACCESS COTTON, NOT KNIT	DOZ	1,694	70,115
6210100000	GARMENTS OF FABRIC OF FELTS/NONWOVEN, NOT KNIT	DOZ	12,554	624,150
6210200000	M/B OVERCOATS ETC FELTS NONWOVEN IMPREG TEX F,N KT	DOZ	44	5,418
6210402000	OT M/B GARMENT FELTS NONWOVEN IMPREG TEX FAB, N KT	DOZ	12	3,000
6210501000	OT W/G GARMENT FELTS NONWOVEN MMF FAB, NOT KNIT	DOZ	513	5,314
6210502000	OT W/G GARMENT FELTS NONWOVEN IMPREG TEX FAB, N KT	DOZ	18,304	757,416
6211320000	MEN'S OR BOYS' OTHER GARMENTS OF COTTON, NOT KNITT	DOZ	268	35,331
6211330000	MEN'S OR BOYS' OTHER GARMENTS MANMADE FIBERS, N KT	DOZ	83,204	3,479,314
6211390000	MEN'S OR BOYS' OT GARMENTS OT TEXTILE MTRL, N KNIT	DOZ	200	6,000
6211430000	OTH GAR WOM GRLS MM FIB EX TRACK SKI-SUITS SWMWER	DOZ	353	29,617
6212100010	BRASSIERES PARTS THEREOF WHTR KNIT OR CROC OF COT	DOZ	16,259	607,880
6212100020	BRASSIERES PARTS THEREOF WHTR KT OR CRT OF MM FIB	DOZ	1,779,392	48,273,335
6212100030	BRASSIERES PARTS THEREOF KT O CR EX COT OR MM FIB	DOZ	17,735	177,475
6212200020	GIRDLES AND PANTY-GIRDLES OF MANMADE FIBERS	DOZ	248,550	7,585,006
6212900000	BRACES SUSPENDERS GARTERS ART PARTS KT O CT NESOI	DOZ	1,539	30,279
6217100000	OTH MADE-UP CLOTHING ACCESS PART GAR ACCESS NESOI	DOZ	160,501	8,047,201
	OTHER MADE-UP TEXTILES ARTICLES; NEEDLE CRAFT SETS;WORN CLOTHING AND WORN TEXTILE ARTICLES;RAGS.....	TOTAL		2,034,343
6301100000	BLANKETS AND TRAVELING RUGS: ELECTRIC BLANKETS	NO	2,919	102,857
6301200000	BLANKETS (NT ELEC) & TRAVELING RUGS OF WOOL HAIR	NO	232	3,500
6301300000	BLANKETS (NT ELEC) & TRAVELING RUGS OF COTTON	NO	13,858	102,182
6301400000	BLNKET (NT ELEC) & TRAVELING RUGS OF SYNTHETIC FIB	NO	5,028	76,151
6301900000	OTHER BLANKETS AND TRAVELING RUGS	NO	32,314	78,711
6302310015	OTHER BED LINEN: OF COTTON, PILLOWCASES	NO	1,076	4,000
6302310025	OTHER BED LINEN: OF COTTON, SHEETS	NO	65,400	14,160
6302910010	OTHER COTTON TOWELS OF PILE OR TUFTED CONSTRUCTION	NO	4,068	14,899
6302920000	OTHER FURNISHINGS OF FLAX: NESOI	NO	15,234	158,496
6304110000	OTH FURN ART EXC HEADING 9404 BEDSPRD KNIT/CROCHET	NO	1,045	117,997
6305320000	SACK & BAG FOR PKG GOOD MMADE MAT, FLEX BULK CONT.	KG	10,832	458,525
6305390000	SACK & BAG FOR PKG GOOD MANMADE TEXTILE MAT NESOI	KG	25,781	322,391
6305900000	SACK & BAG USED FOR PACKING GOODS NESOI TEX MAT	KG	6,200	162,052
6306110000	TARPAULINS, AWNINGS AND SUNBLINDS OF COTTON	KG	2,043	16,605
6306221000	TENTS OF SYNTHETIC FIBERS BACKPACKING TENTS	NO	793	324,000
6306229000	TENTS OF SYNTHETIC FIBERS, NESOI	KG	907	25,000
6306290000	TENTS OF NESOI TEXTILE MATERIALS	KG	14,340	42,633
6307905000	OTH MD-UP ART INC DRES PTRN NESOI CORSET/F-WRE LAC	KG	2,006	10,184
	FOOTWEAR,HEADGEAR,UMBRELLAS, SUN UMBRELLAS,WALKING STICKS, SEATSTICKS,WHIPS,RIDING CROPS AND PARTS THEREOF;PREPARED FEATHERS AND ARTICLES MADE THEREWITH; ARTIFICIAL FLOWERS;ARTICLES OF HUMAN HAIR.....	TOTAL		57,408,700
	FOOTWEAR,GAITERS AND THE LIKE; PARTS OF SUCH ARTICLES.....	TOTAL		57,244,173
6401100000	WATERPROOF FOOTWEAR RUBBER/PLASTIC A METAL TOE-CAP	PRS	408	32,640
6401990000	SHOES RUB PLAST NO STITCH NOT OVER ANKLE NESOI	PRS	13,022	422,026
6402200000	OTH FTWR W/UPPR STRAP ASSMB TO SOLE BY PLUG(ZORIS)	PRS	102	9,771
6402913500	FOOTWEAR RUB PLAST STITCH NESOI ANKLE COVER NESOI	PRS	122,349	2,812,356
6403120000	FTWR W/LTHR UPP,SKI,CROSS-CTY & SNOWBOARD BOOTS	PRS	7,349	830,400
6403190000	FOOTWEAR LEA UPPER, SPORTS FOOTWEAR EXC SKI-BOOTS	PRS	963	182,980

TABLE - 4 SHIPMENTS OF MERCHANDISE FROM PUERTO RICO TO THE UNITED STATES, BY COMMODITY:
FISCAL YEAR 2003

COMM CODE	DESCRIPTION	UNIT	QUANTITY	VALUE - $
6403400000	FOOTWEAR LEA UPPER NESOI WITH A METAL TOE-CAP	PRS	156	5,594
6403514000	FOOTWEAR LEA UPPER NESOI LEA O SOL ANKL COV NESOI	PRS	190	4,992
6403592500	FOOTWEAR LEA UP A SOL NESOI NOT ANK COV MEN	PRS	1,226,826	29,196,069
6403594500	FOOTWEAR LEA UP A SOL NESOI NOT ANK COV WOMEN	PRS	5,789	121,569
6403911000	FOOTWEAR LEA UP NONLEA SOL ANKLE COV WORK SHOES	PRS	33,604	705,684
6403912000	FOOTWEAR LEA UP NONLEA SOL ANK COV NESOI MEN	PRS	204,212	4,299,788
6403914000	FOOTWEAR LEA UP NONLEA SOL ANK COV NESOI WOMEN	PRS	96,139	2,018,919
6403918000	FOOTWEAR LEA UP NONLEA SOL ANKCOV NESOI EX MN WOMN	PRS	27,864	585,144
6403993500	FOOTWEAR LEA UP NONLEA SOL NOTANK TENNIS MEN ETC	PRS	8,315	34,385
6403995500	FOOTWEAR LEA UP NONLEA SOL NOT ANKL NESOI MEN	PRS	350	11,580
6404110000	FOOTWEAR TEX UP RUBPLAS SOL SPORT SHOES	PRS	8,452	68,782
6404206500	FOOTWEAR TEX UP LEA SOLE EXCEPT FOR MEN AND WOMEN	PRS	54,521	288,600
6405100030	OTH FTWEAR W UPPERS LEATHER/COMPOSITION LEATHER MN	PRS	718	11,450
6405100060	OTH FTWEAR W UPPERS LEATHER/COMPOSITION LEATHER WM	PRS	1,736	44,500
6405204500	FOOTWEAR NESOI TEX UPPER FOR WOMEN	PRS	11,476	125,602
6405206500	FOOTWEAR NESOI TEX UPPER EXCEPT FOR MEN AND WOMEN	PRS	8,442	84,989
6405909000	OTHER FOOTWEAR OTHER NESOI	PRS	746,973	12,562,130
6406100000	FOOTWEAR UPPERS AND UPPER PARTS EXCEPT STIFFENERS	X		2,194,082
6406200000	PARTS OF FTWEAR OUT SLS & HLS OF RUBBER OR PLASTIC	X		341,418
6406999500	FOOTWEAR PARTS NESOI,AND ACCESSORIES ETC NESOI	X		248,723
	HEADGEAR AND PARTS THEREOF.....	TOTAL	14	8,856
6506100010	ATH, REC AND SPORT SAFETY HEADGEAR, LINED OR TRMED	DOZ	12	4,356
6506100090	SAFETY HDGR,WHETHER/NOT LINED/TRIMMED, N.E.S.O.I.	DOZ	2	4,500
	UMBRELLAS,SUN UMBRELLAS, WALKING STICKS,SEATSTICKS,WHIPS,RIDING CROPS AND PARTS THEREOF.....	TOTAL	5,268	149,162
6601910000	UMBRELLAS HAVING A TELESCOPIC SHAFT	DOZ	5,268	149,162
	PREPARED FEATHERS AND DOWN AND ARTICLES MADE OF FEATHERS OR OF DOWN;ARTIFICIAL FLOWERS; ARTICLES OF HUMAN HAIR.....	TOTAL		6,509
6704190000	WIGS, FLASE BEARDS, EYEBROWS & EYELASHES, NESOI	X		6,509
	ARTICLES OF STONE,PLASTER,CEMENT, ASBESTOS,MICA OR SIMILAR MATERIALS; CERAMIC PRODUCTS;GLASS AND GLASSWARE.....	TOTAL		65,638,724
	ARTICLES OF STONE,PLASTER,CEMENT, ASBESTOS,MICA OR SIMILAR MATERIALS.....	TOTAL		1,197,863
6802100000	TILES ETC LS TH 7CM; ARTFLY CLRD GR CHPGS A PWDR	X		10,370
6804100000	MILLSTONES AND GRINDSTONES FOR MILLNG GRNDG PLPNG	NO	1	7,425
6806200000	EXFL VERMIC EXPND CLYS FOMD SLAG ETC INC INTR MXT	KG	970	22,035
6806900050	MXTRS A ART OF HEAT-INSL O SND-ABSRB MIN MTRL NES	X		76,122
6810110000	BLDG BLCKS A BRCKS OF CMNT CNCRT ART ST W O N REIN	X		442,021
6810195000	ARTCLS NESOI OF CMNT CNCRT OR ARTFCL STONE	X		40,000
6810910000	PREFB STRCTRL CMPNTS O CNCRT CMNT O ARTF STONE	X		182,552
6811200000	OTHR SHTS PANLS TILES ETC NESOI OF ASBST CMNT ETC	KG	2,727	15,000
6815100000	NONELECTRICAL ARTICLES OF GRAPHITE OR CARBON	X		402,338
	CERAMIC PRODUCTS.....	TOTAL		818,875
6903100000	OTH REFRAC CERAMIC GDS W GRAPHITE/CARBON OV 50PCT	KG	3,645	70,976
6903900050	OTH REFRACTORY CERAMIC GOODS NESOI, NONCLAY	KG	178	94,795
6904900000	CERAMIC FLOORING BLOCKS, SUPPRT OR FILLR TILE ETC	X		2,952
6906000000	CERAMIC PIPES, CONDUITS, GUTTERING A PIPE FITTINGS	KG	16,126	20,000
6909195000	CERAMIC WARE FOR LAB CHEMCL OR TECHNL USE, NESOI	X		30,000
6909900000	CERAMIC RECEPTCLS FR AGRIC A FOR CONVEY/PACK GOODS	X		426,459
6910100030	SINKS AND LAVATORIES OF PORCELAIN OR CHINA	NO	332	25,150
6910100050	SANITARY FIXTURES OF PORCELAIN OR CHINA, NESOI	NO	11,279	10,000
6911105500	TABLE/KITCHENWARE, PORCLN OR CHINA, NT HOTL/RESTNT	DPC	557	47,110
6912005000	CERAMIC HOUSEHOLD A TOILET ARTICLS NT PORC NT TBLW	X		78,995

TABLE - 4 SHIPMENTS OF MERCHANDISE FROM PUERTO RICO TO THE UNITED STATES, BY COMMODITY:
FISCAL YEAR 2003

COMM CODE	DESCRIPTION	UNIT	QUANTITY	VALUE - $
6913100000	STATUETTES AND OTHER ORNMNTL ARTCLS, PORCLN OR CHN	X		8,268
6914900000	CERAMIC ARTICLES NESOI	X		4,170
	GLASS AND GLASSWARE.....	TOTAL		63,621,986
7002390090	TUBES OF GLASS NESOI, UNWORKED	KG	3,538	121,598
7010100000	AMPOULES, GLASS, FOR CONVEYANCE OR PACKNG OF GOODS	GRS	120	12,500
7010900510	GLASS PHARMACEUTICAL CONTAINERS, OVER 1 LITER	GRS	43,472	108,530
7010900520	GLASS PHARMACEUTICAL CONTNRS, CAPACITY 0.33>=1 L	GRS	2,138,168	9,764,278
7010900530	GLASS PHARMACEUTICAL CONTAINERS, 0.15=> 0.33 L	GRS	36,822	463,164
7010900540	GLASS PHARMACEUTICAL CONTAINERS, <=0.15 LITER	GRS	36,916	258,402
7010905005	GLASS CONTAINER W OUTSIDE DIAMETR =>38MM >1L NESOI	GRS	35,760	126,224
7010905009	GLASS CONTAINER WITH OR WITHOUT CLOSURE >1 L NESOI	GRS	447,206	10,829,425
7010905037	GLASS CONTAINERS W/WO CLOSURES >0.33-1L, NESOI	GRS	13,922	340,256
7010905057	GLASS CONTAINERS W/WO CLOSURES >0.15-0.33 L, NESOI	GRS	11,151	270,727
7010905060	GLASS CONTAINER W/WO CLOSURE <=0.15 LITER, NESOI	GRS	15,470	262,700
7011100000	GLSS ENVLPS OPN A GLS PTS W/O FTNGS F ELCTRC LGHTG	THS	19,645	176,766
7013310000	TBL O KTCHN GLSSWR NT DRNKNG GLSS OF LEAD CRYSTAL	NO	1,303	6,513
7013910000	OTHER GLASSWARE, LEAD CRYSTAL, NESOI	NO	601	3,000
7013990000	OTHER GLASSWARE, NOT LEAD CRYSTAL, NESOI	NO	156,160	117,120
7014003000	LENSES, FILTERS A PRTS, GLASS, NT OPTIC ELEM N WKD	X		28,156,182
7014005000	SIGNALLING GLASSWARE, NOT OPTICALLY WORKED, NESOI	X		8,150
7017100000	LAB, HYGIENIC, PHARMACEUT GLSWR, FUSD QURTZ/SILICA	X		1,078,403
7017200000	LAB, HYGINC, PHARM GLSWR W LIN COEF NOV 5X10-6 NES	X		2,030,151
7017900010	MICROSCPE SLIDES A MICRO COVER GLASSES OF GLS NESI	X		8,346,922
7017900050	OTHER LABORATORY, HYGIENIC OR PHARM GLASSWR NESOI	X		888,871
7019905020	GLASS FIBERS IN BULK	X		136,579
7019905040	GLASS FIBER FILTERS (NONWOVEN)	X		80,619
7020000000	OTHER ARTICLES OF GLASS, NESOI	X		34,906
	NATURAL OR CULTURED PEARLS,PRECIOUS OR SEMIPRECIOUS STONES,PRECIOUS METALS; METALS CLAD WITH PRECIOUS METAL, AND ARTICLES THEREOF;IMITATION JEWELRY; COIN.....	TOTAL		21,344,697
	NATURAL OR CULTURED PEARLS,PRECIOUS OR SEMIPRECIOUS STONES,PRECIOUS METALS; METALS CLAD WITH PRECIOUS METAL, AND ARTICLES THEREOF;IMITATION JEWELRY; COIN.....	TOTAL		21,344,697
7102100000	DIAMONDS, UNSORTED	CAR	539	242,406
7102390010	DIAM EXC IND WRKD NT SET O STRNG NOT OVR 0.5 CARAT	CAR	27	10,000
7102390050	DIAM EXC INDUS WRKD NT SET O STRNG OV 0.5 CARAT EA	CAR	1	3,000
7104100000	PIEZO-ELECTRIC QUARTZ NOT MOUNTED OR SET	KG	1,221	97,445
7104905000	SYN, RCNSTR GMSTONES WRKD NT SUITBL FOR JEWELRY	X		8,000
7106100000	SILVER POWDER	GM	37,989,094	5,662,419
7106920000	SILVER, SEMIMANUFACTURED	GM	2,352,942	400,000
7108110000	GOLD POWDER, NONMONETARY	GM	42,160	562,096
7110110000	PLATINUM, UNWROUGHT OR POWDER	GM	165,846	598,483
7110210000	PALLADIUM, UNWROUGHT OR IN POWDER FORM	GM	557,905	2,613,472
7110290000	PALLADIUM, SEMIMANUFACTURED	GM	35,327	229,624
7110410000	IRIDIUM, OSMIUM AND RUTHENIUM, UNWROUGHT OR POWDER	GM	110,828	2,153,464
7111000000	BS MTL A SLV A GLD CLD W PLAT NT FR WKD TH SMNFCTD	GM	10,911	130,817
7112990000	OTHER PRECIOUS METAL WASTE AND SCRAP, NESOI	GM	1,750,353	240,246
7113190000	JEWELRY AND PARTS THEREOF, OF OTH PRECIOUS METAL	X		74,987
7114115100	SILVER KNIVES, FORKS, SPOONS OR LADLES, INCL SETS	PCS	388,124	5,851,065
7114190000	ARTLS OF GLD OR PLAT NESOI	X		921,482
7114200000	GOLD/SILVER -SMITHS' ARTCLS A PRTS, BS MTL CL W PM	X		330,000
7115900000	OTH PREC METL ARTCLS OR ARTCLS CLAD W PM, NESOI	X		375,708
7116201000	JEWELRY OF PRECIOUS OR SEMIPRECIOUS STONES	X		522,158
7116204050	ARTICLES OF PRECIOUS OR SEMIPREC STONES, NT JEWLRY	X		17,230
7117110000	CFF LNKS A STDS BS MTL WHTHR OR NT PLTD W PRC MTL	X		280,520
7117190000	OTH IMITATION JEWELRY, BASE METAL, INC PR MTL PLTD	X		7,228
7117900000	IMITATION JEWELRY NOT OF BASE METAL	X		12,847
	BASE METALS AND ARTICLES OF BASE METAL.....	TOTAL		89,044,862

TABLE - 4 SHIPMENTS OF MERCHANDISE FROM PUERTO RICO TO THE UNITED STATES, BY COMMODITY:
FISCAL YEAR 2003

COMM CODE	DESCRIPTION	UNIT	QUANTITY	VALUE - $
	IRON AND STEEL.....	TOTAL		10,007,444
7203900000	OTHR SPONGY FERROUS PRDCTS MIN PURITY 99.94 PCT FE	T	3	5,290
7204100000	CAST IRON WASTE AND SCRAP	T	80	346,499
7204210000	STAINLESS STEEL WASTE AND SCRAP	T	623	532,769
7204290000	ALLOY STEEL WASTE AND SCRAP NOT STAINLESS	T	159,939	7,379,744
7204300000	TINNED IRON OR STEEL WASTE AND SCRAP	T	1,088	146,999
7204410080	SHVNGS,CHPS,MILL WSTE,SWDST,FLNGS,TRM,STMPNGS SCRP	T	176	190,000
7204490080	OTHER FERROUS SCRAP	T	231	45,997
7205100000	GRANULES, IRON OR STEEL	KG	4,626	74,600
7206900000	IRON AND NONALLOY STEEL, PRIMARY FORMS NOT INGOTS	KG	104,196	150,000
7208101500	FLAT ROLD IRON/STL >=600MM,PICKLED,PATTERNS RELIEF	KG	82,248	194,825
7208270030	FLT RLD HI-STRENGTH STL >=600MM,<3MM THICK PICKLED	KG	9,072	85,800
7208510050	FLAT RLD IRON/STL >=600MM,>10MM THICK,HOTRLD,NESOI	KG	135,000	65,340
7208520000	FLAT RLD IRON/STL >=600MM,=4.75MM<=10MM THCK,HOTRL	KG	14,350	152,584
7208900000	FLAT RLD IRON/STL >=600MM,NOT COATED,HOT RLD,NESOI	KG	4,623	70,503
7209900000	FLAT ROLLED IRON/STL >=600MM,NOT CLAD,NOT COLD-RLD	KG	204	3,438
7213100000	CONCRETE REINFORCING STL BARS&RODS,HOT-ROLL,COILS	KG	77,721	80,000
7214200000	CONCRETE REINFORCING BAR & ROD IRON/STL, HOT-DRAWN	KG	3,473	30,000
7214300000	OTHER BARS & RODS OF FREE-CUTTING STEEL, HOT-DRAWN	KG	10,188	15,520
7217107510	WIRE IRON/STL NALLOY >=.6%CARBON NOT PLATED/COATED	KG	57,537	81,595
7217900000	WIRE IRON/NONALLOY STEEL UNDER 0.25% CARBON, NESOI	KG	5,869	17,487
7218990000	OTHER SEMIFINISHED PRODUCTS OF STAINLESS STEEL	KG	9,900	31,738
7223000000	WIRE OF STAINLESS STEEL	KG	2,150	43,413
7224900000	SEMIFINISHED PRODUCTS OF OTHER ALLOY STEEL	KG	45,000	30,000
7225110000	FLAT-RL,SILICON ELCTRCL STL,GRAIN ORIENT>600MM WID	KG	13,805	28,512
7225190000	FLAT-RLD SILICON ELCTRCL STL>600MM NT GRAIN-ORIENT	KG	42,634	68,212
7225300000	FLAT-ROLL,OTH ALLOY STEEL>600MM WID,HOT-ROLL,COILS	KG	65,500	32,670
7225400000	FLAT-ROL,OTH ALLOY STL>600MM WID,HOT-ROL,NOT COILS	KG	41,000	15,624
7226110000	FLAT-ROL,SILICON ELCTRCL STEEL <600MM,GRAIN-ORIENT	KG	16,639	28,285
7228700000	ANGLES, SHAPES AND SECTIONS OF OTHER ALLOY STEEL	KG	47,781	60,000
	ARTICLES OF IRON OR STEEL.....	TOTAL		20,636,774
7301205000	ANGLES, SHAPES AND SECTIONS, WELDED, ALLOY STEEL	KG	2,121	3,732
7302101030	OTHER NEW RAILS OF IRON OR NONALLOY STEEL	KG	7,143	5,000
7302909000	RAILWAY OR TRAMWAY TRACK CONSTR MATRL OF IOS NESOI	KG	36,590	167,326
7303000090	TUBES, PIPES AND HOLLOW PROFILES, CAST IRON, NESOI	KG	31,451	80,000
7304101020	LINEPIPE FOR OIL/GAS, IRN/NAL ST, DIAM NOV 114.3MM	KG	86,251	60,824
7304291055	OIL WELL CASING OF IRON OR NONALLOY STEEL	KG	91	5,361
7305111000	LN PP IOS NA LNGTD SBM ARC WLD DIAM 0406.4MM CIRC	KG	20,000	31,158
7306206000	TUBING OF IRON OR NONALLOY STEEL NT SMLS NESOI	KG	396	3,456
7306301550	PS TBS HPFLS IOS NA WLD CCS WALLS 1.65MM THK; ETC	KG	9,069	15,417
7306304000	OTH PS TB HPFLS IOS NA WLD CIRC CS NT GALV, ETC.	KG	117,968	100,760
7307199090	OTHER CAST FITTINGS, NESOI, OF IRON OR STEEL	KG	27,498	31,450
7307230000	STAINLESS STEEL TUBE OR PIPE BUTT WELDING FITTINGS	KG	12,309	84,288
7307290000	STAINLESS STEEL TUBE OR PIPE FITTINGS NESOI	KG	14,704	20,000
7307914000	FLANGES OF ALLOY STEEL NOT STAINLESS	KG	24,643	18,002
7308100000	BRIDGES AND BRIDGE SECTIONS OF IRON OR STEEL	KG	118,719	300,265
7308200000	TOWERS AND LATTICE MASTS OF IRON OR STEEL	KG	8,957	20,000
7308300000	DRS, WNDWS A FRMS A THRSHLDS FR DRS, IRON OR STEEL	KG	45,337	60,000
7308400000	EQUIP SCAFFLDNG SHUTTRNG PROPPNG O PIT-PROPPNG IOS	KG	233,450	291,242
7308901000	CLMNS PLLRS PSTS BMS GRDRS A SMLR STCTRS, IRN O ST	KG	33,442	70,000
7308909030	SHEET-METAL ROOFNG SIDING FLRING ETC, IRON OR STEL	KG	127,644	242,000
7308909090	STRUCTURES AND PARTS ETC NESOI IRON OR STEEL	KG	44,996	178,900
7309000030	TANKS, IOS CAP OV 300L NT INS NT MCH THRML NF GAS	NO	33	227,102
7309000090	RESVRS VTS A SIM CNTNRS IOS CAP OV 300L NF GASES	NO	482	288,000
7310100010	EMPTY STL DRMS A BBLS CAP OVR 50L, UND 300 LTRS	NO	225,810	1,740,009
7310100050	TANKS CASKS CANS BOXES ETC NES IR/ST CAPAC 50-300L	X		38,444
7310210000	CANS TO BE SOLDERED/CRIMPED CLOSED IR/ST UN 50 LTR	NO	13,588,998	2,157,796
7310290000	TANKS CSKS DRMS CNS BXS ETC IOS NESOI UND 50 LTR	NO	500	25,020
7311000000	CONTNRS FR CMPRSSD O LQFD GAS OF IRON O STEEL	NO	11,547	557,720
7312108500	RPS CBL CRDG NT STRD WR NESOI O IRN O STL	KG	79,193	1,746,237
7312900000	PLAITED BANDS, SLINGS ETC, IRON OR STEEL NESOI	KG	2,211	23,725
7313000000	BARBED WIRE AND TWISTED WIRE FOR FENCING, IRON/STL	KG	11,139	4,431
7314200000	GRILL NETTING FENCING WLD IR/ST WR 3MMCS 100CM2MSH	KG	79,471	9,271,306
7315120000	ARTCLTD LNK CHAIN NT RLLR CHAIN, IRON OR STEEL	KG	747	5,000

TABLE - 4 SHIPMENTS OF MERCHANDISE FROM PUERTO RICO TO THE UNITED STATES, BY COMMODITY:
FISCAL YEAR 2003

COMM CODE	DESCRIPTION	UNIT	QUANTITY	VALUE - $
7318110000	COACH SCREWS, THREADED, OF IRON OR STEEL	KG	284	9,662
7318120000	OTHER WOOD SCREWS OF IRON OR STEEL, THREADED	KG	213	3,444
7318152000	BOLTS W/WO THEIR NUTS O WSHRS, OF IRON OR STEEL	KG	14,406	96,271
7318159000	THREADED FASTENERS NESOI OF IRON OR STEEL	KG	1,671	16,895
7318190000	THREADED ARTICLES OF IRON OR STEEL, NESOI	KG	15,558	75,000
7318230000	RIVETS OF IRON OR STEEL	KG	16,279	78,450
7321820000	NONELC DOM APPL NESOI IOS LIQUID FUEL	NO	9,760	1,457,792
7321906080	PARTS IOS FOR NONELCTRC CKNG APPL, NESOI	X		3,677
7322900000	AIR HTRS A HOT AIR DIST NT ELEC HTD WFAN, PRTS IOS	X		93,806
7323920000	OTH TBL, KITCH, HSHLD ARTIC, ENAM CST IRN A PARTS	X		5,000
7325990000	CAST ARTICLES OF IRON OR STEEL NESOI	KG	132	9,807
7326200000	ARTICLES OF IRON OR STEEL WIRE NESOI	X		4,000
7326901000	OTHER ARTICLES OF TINPLATE, NESOI (NOT HOUSEHOLD)	X		7,968
7326908505	RODS FOR ELECTRICAL GROUNDNG	KG	58,502	797,545
7326908530	HANGERS A SIM SUPPRTS FOR TUBES A PIPES, IRN/STEEL	KG	32,214	40,000
7326908560	LADDERS OF IRON OR STEEL	NO	672	56,480
7326908595	OTHER ARTICLES OF IRON OR STEEL NOT WIRE NESOI	KG	227	7,006
	COPPER AND ARTICLES THEREOF.....	TOTAL	1,537,590	3,614,294
7403210000	UNWROUGHT COPPER-ZINC BASED ALLOYS (BRASS)	KG	18,500	11,250
7403230000	UNWROUGHT NICKEL SILVER A CUPRO-NICKEL BASE ALLOYS	KG	20,246	24,772
7404000020	WASTE AND SCRAP OF REFINED COPPER	KG	542,611	678,830
7404000062	WASTE AND SCRAP, BRASS, 0.3 PERCENT OR LESS LEAD	KG	76,939	109,400
7404000080	OTHER COPPER ALLOY WASTE AND SCRAP, NESOI	KG	659,405	1,239,737
7407210000	BARS, RODS AND PROFILES OF BRASS (CU-ZN BASE ALYS)	KG	20,331	43,166
7407290000	BARS RODS PROFILES OF OTHER COPPER ALLOYS, NESOI	KG	1,134	30,000
7408190000	REF CU WIRE W MAX CRS-SCTN UNDER 6 MM	KG	1,976	5,488
7408290000	WIRE OF OTHER COPPER ALLOYS, NESOI	KG	16,304	65,062
7411220000	TUBES A PIPS OF CUPRO-NIKL OR NICKEL-SILVER	KG	12,479	18,000
7412200000	COPPER ALLOY TUBE OR PIPE FITTINGS	KG	1,414	12,720
7413001000	STR WIRE CU NT INS NT FTD W FTGS A NT MD INTO ARTL	KG	111,258	390,419
7413005000	CABLE, ETC NESOI OF CU NT INS NT MD INTO ARTCLS	KG	18,255	723,555
7413009000	STR W ETC OF CU NT INS; W FTTGS OR MDE INTO ARTCLS	KG	7,662	160,130
7415290000	CU SCRWS NTS BLTS RVTS OTH FSTNRS NOT THREADED	KG	391	5,684
7419100000	COPPER CHAIN AND PARTS THEREOF	KG	12,643	29,400
7419910010	BRS PLMBG GDS NESOI CST STMPD FRGD NT FRTHR WORKED	KG	14,584	10,061
7419910050	ART CU NESOI CST STMPD MLD FRGD NT FRTHR WORKED	KG	723	50,000
7419995500	OTHER ARTICLES OF COPPER, NESOI	KG	735	6,620
	NICKEL AND ARTICLES THEREOF.....	TOTAL	103,470	2,926,895
7506205000	FOIL, NICKEL ALLOY	KG	2,952	40,884
7507200000	TUBE OR PIPE FITTINGS OF NICKEL	KG	832	18,335
7508900000	OTHER ARTICLES OF NICKEL, NESOI	KG	99,686	2,867,676
	ALUMINUM AND ARTICLES THEREOF.....	TOTAL		34,631,815
7601209045	OTH UNW AL ALLOY OF UNIFM C-S THRU IT LNTH NT COIL	KG	5,962	23,000
7601209500	OTHER UNWROUGHT ALUMINUM ALLOYS, NESOI	KG	72,523	653,000
7602000030	ALUMINUM USED BEVERAGE CONTAINER SCRAP	KG	7,908,388	9,596,928
7602000090	AL WASTE AND SCRAP OTHER THAN USED BEV CONT SCRAP	KG	8,890,818	11,240,046
7607113000	AL FOIL NT BKD RLD NT OV 0.01MM THK	KG	3,602	54,598
7607116000	AL FL NT BCKD ETC OV 0.01MM BT NT OV 0.15 THCK	KG	1,346	101,533
7607190000	ALUMINUM FOIL NOT BACKED NOT OVR .2MM THCK, WORKED	KG	1,456	8,208
7608100030	ALUM TUBES AND PIPES NOT ALLOY SEAMLESS	KG	1,928	34,378
7608100090	AL TBS A PPS EXC SMLSS NT ALLOYED	KG	325,200	5,339,039
7608200090	TUBES AND PIPES ALUM AL EXCPT SEAMLESS	KG	1,345	31,677
7609000000	ALU TUB OR PIP FIT (COUPLINGS ELBOWS SLEEVES)	KG	19,169	72,942
7610100000	ALU DOR WIN AND THEIR FRA AND THRES FOR DOORS	KG	317,148	899,276
7610900020	OT AL SHT-MET ROOF SID FLR AND RF GUT A DRA EQUP	KG	5,896	16,986
7610900050	OTH ALUM STRCTRS A PRTS; AL PLTS TBS ETC FOR STRTR	KG	1,792	29,648
7612901030	ALUM CANS OF A CAPACITY NT EXCDG 355 ML	NO	11,718,219	936,785
7612901060	OT AL CN OF A CP EX 355ML BU LS TH 3.8 LITERS	NO	40,637	77,500
7614100000	STRANDED WIRE ETC OF ALUMINUM WITH STEEL CORE	KG	54,478	348,107
7614901000	STR WIRE ETC W/O ST CR NT FTD W FTGS NT MD INT ART	KG	17,472	377,500
7614905000	STR WIRE ETC W/O ST CR FTTD OR MADE INT ARTCLS	KG	17,620	20,000

TABLE - 4 SHIPMENTS OF MERCHANDISE FROM PUERTO RICO TO THE UNITED STATES, BY COMMODITY:
FISCAL YEAR 2003

COMM CODE	DESCRIPTION	UNIT	QUANTITY	VALUE - $
7615199000	ALUM TBLE KTCHN OTH HSHOLD ARTCLS AND PTS THEREOF	KG	733,234	4,138,012
7616910000	CLOTH, GRILL, NETTING AND FENCING OF ALUMINUM WIRE	KG	503	6,195
7616995060	ALUMINUM CASTINGS	KG	890	21,000
7616995080	ARTICLES OF ALUMINUM WIRE NESOI	KG	327	7,282
7616995095	ARTICLES OF ALUMINUM NESOI	KG	57,266	598,175
	LEAD AND ARTICLES THEREOF.....	TOTAL	1,393,268	275,334
7802000030	LEAD WASTE SCRAP OBTAINED FR LEAD-ACID STORAGE BAT	KG	1,078,746	119,140
7802000060	LEAD WASTE OTH THAN OBTAINED FRM LEAD-ACID STG BAT	KG	314,522	156,194
	OTHER BASE METALS;CERMETS; ARTICLES THEREOF.....	TOTAL	27,722	10,033,145
8101960000	TUNGSTEN WIRE	KG	12,251	1,590,370
8101990000	TUNGSTEN, WROUGHT, NESOI	KG	15,406	8,438,094
8102100000	MOLYBDENUM POWDERS	KG	65	4,681
	TOOLS, IMPLEMENTS,CUTLERY, SPOONS AND FORKS, OF BASE METAL; PARTS THEREOF OF BASE METAL.....	TOTAL		4,619,934
8201100000	SPADES AND SHOVELS AND PARTS THEREOF OF BASE METAL	X		15,000
8201200000	FORKS AND PARTS BSE MTL AGRIC HORTIC FORSTRY	X		36,000
8201300000	MATTOCKS,PICKS,HOES AND RAKES,A PTS, OF BSE MTL	X		8,809
8201400000	AXS BL HKS SMLR HWNG TLS A PRTS, BS MTL	X		11,401
8201900000	OTH HNDTLS FR AGRIC,FRSTRY A PRTS, BS MTL	X		60,000
8202200060	BANDSAW BLADES EXC MTL CTTING, PARTS, BASE METAL	X		8,714
8202310001	CIRC SAW BLDS BSE MTL W WRKNG PT OF STEEL	X		116,032
8203206060	PNCRS A SMLR TLS EX PLRS O TWZRS, BS MTL	X		71,616
8203300000	METAL CUTTING SHEARS AND SIMILAR TOOLS, AND PARTS	X		30,500
8203400000	PP CTTRS BLT CTTRS PERFT PNCHS SMLR A PTS, BS MTL	X		46,475
8204200000	SCKT WRNCHS W/WO HNDLS,DRVS,A EXTNSNS,PTS, BS MTL	X		283,526
8205100000	DRILLING, THREADING OR TAPPING TOOLS A PTS, BS MTL	X		183,720
8205200000	HAMMERS A SLEDGE HAMMERS A PARTS, BASE METAL	X		220,000
8205400000	SCREWDRIVERS,AND PARTS THEREOF, BASE METAL	X		66,975
8205510000	HOUSEHOLD TOOLS AND PARTS THEREOF, BASE METAL	X		63,840
8205599000	HANDTOOL INCL GLASS CUTTER & PARTS BASEMETAL NESOI	X		172,414
8205800000	ANVS,PFRGS,HD/PD-OP GRND WHLS W/FRMWRK;BM PTS THOF	X		300,000
8206000000	TOOLS OF 2 OM OF HDG 8202-8205, STS FR RTAIL SALE	PCS	800	150,771
8207130000	RCK DRLNG EARTH BORNG TLS WRKNG PT CERMETS, & PTS	X		59,733
8207191030	PERCSN RCK DRLL BTS CORE BTS REAMRS,BS MTL, & PRTS	NO	14,813	126,890
8207195030	ROCK DRILLNG/EARTH BORNG TOOLS,BSE MTL,NESOI,PTS	X		52,185
8207303000	PRSG STMPG PNCH TLS STBL F CTG MTL A PT	X		22,512
8207306030	STMPG DIES A PTS NT SUTBL F CTG MTL	X		30,000
8207306090	TLS PR ST PU NESOI NT MTL CTG	X		118,110
8207502030	MASONRY DRILLS W CUTTING PART OF SPEC METAL CNTNTS	X		14,500
8207508000	TOOLS FOR DRILLING, NESOI, AND PARTS THEREOF	X		213,730
8207600060	OTHR BORING TOOLS NESOI AND PARTS THROF	NO	374	52,250
8207907570	INTRCHBL TLS FOR HND O MCH TLS, BASE MTL PRTS THRF	X		35,775
8208900000	OTH KNVS A CTTNG BLDS F MACH OR MECH EQP, PTS B MT	X		4,170
8211910001	TABLE KNIVES HAVING FIXED BLADES	X		4,529
8211920001	OTHER KNIVES HAVING FIXED BLADES	X		4,732
8211950000	HANDLES BS MTL FR KNIVES WTH CUTTNG BLADES NT 8208	X		2,700
8212100000	RAZORS	NO	407,345	506,740
8212200000	SAFETY RAZOR BLADES AND BLADE BLANKS IN STRIPS	NO	20,520	28,975
8212900000	PARTS FOR RAZORS EXC BLADES	X		1,474,562
8214100000	PPR KNVS LTR OPNRS ERSNG KNVS PNCL SHPNRS, BM PTS	NO	7,001	3,500
8215990000	SPNS FRKS LDLS ETC,BS MTL PTS,NT PRC MTL PLT,NT ST	X		18,548
	MISCELLANEOUS ARTICLES OF BASE METAL.....	TOTAL		2,299,227
8301100000	PADLOCKS OF BASE METAL	DOZ	368	5,332
8301600000	PARTS OF LOCKS, BASE METAL	KG	383	8,885
8301700000	KEYS PRESENTED SEPARATELY	KG	733	20,000
8302104030	HINGES AND PARTS, BASE METAL, FOR DOORS	KG	239	4,670
8302104090	OTHER HINGES AND PARTS THEREOF OF BASE METAL NESOI	KG	100,821	133,174

TABLE - 4 SHIPMENTS OF MERCHANDISE FROM PUERTO RICO TO THE UNITED STATES, BY COMMODITY:
FISCAL YEAR 2003

COMM CODE	DESCRIPTION	UNIT	QUANTITY	VALUE - $
8302300000	OTH BS METL MOUNTNGS FTTNGS ETC FOR MOTOR VEHICLES	KG	61,246	1,473,412
8302497500	OTHER BASE METAL MOUNTINGS, FITTINGS ETC, NESOI	KG	5,120	107,194
8302500000	HAT-RACKS HAT PEGS BRCKTS ETC PARTS, BASE METAL	KG	9,475	20,000
8304000000	OFFICE AND DESK EQUIP A PRTS, OF BASE METAL	KG	13,496	168,489
8306100000	BELLS, GONGS AND THE LIKE, AND PARTS, BASE METAL	KG	1,402	9,850
8307100000	FLEXIBLE TUBING OF IRON OR STEEL	KG	763	10,000
8309900000	STOPPERS, CAPS, LIDS, SEALS ETC NES, PRTS, BS METL	KG	30,506	173,447
8310000000	SGN PLTS NOS A SMBLS ET BM EXCPT OF HDG 9405	KG	91	6,000
8311200000	CORED WIRE OF BASE METAL, FOR ELECTRIC ARC-WELDING	KG	13,310	138,171
8311303000	LEAD-TIN SOLDERS (COATED RODS AND CORED WIRE)	KG	1,685	20,603
	MACHINERY AND MECHANICAL APPLIANCES; ELECTRICAL EQUIPMENT;PARTS THEREOF; SOUND RECORDERS AND REPRODUCERS, TELEVISION IMAGE AND SOUND RECORDER, AND REPRODUCERS, AND PARTS AND ACCESSORIES OF SUCH ARTICLES.....	TOTAL		5,249,074,928
	NUCLEAR REACTORS,BOILERS,MACHINERY AND MECHANICAL APPLIANCES; PARTS THEREOF.....	TOTAL		3,602,787,296
8401100000	NUCLEAR REACTORS	T	110	841,518
8401200000	ISOTOPIC SEPARATION MACHINERY, APARATUS AND PARTS	T	32	6,000
8401400000	PARTS OF NUCLEAR REACTORS	T	12	33,202
8402900010	HEAT EXCHANGERS	T	2	17,803
8402900090	PTS FOR STEAM,VAPOR GENERATING,SUPER-HEAT WTR BLRS	X		16,000
8403100000	CENTRAL HEATING BOILERS	NO	3	11,691
8405100000	PRODUCER GAS,WTR GAS,ACETYLENE GAS,WTR PRO GAS GEN	X		33,720
8405900000	PTS,PROD GAS,WTR GAS,ACETYLENE GAS,WTR PRO GAS GEN	X		20,000
8406101000	STEAM TURBINES FOR MARINE PROPULSION	NO	700,000	700,000
8406900040	PARTS FOR STEAM TURBINES	X		1,000,000
8407100020	SPK-IGN RECIP OR ROT INT COMB PST A/C ENG,<373 KW	NO	2	23,000
8407100090	SPK-IGN REC OR ROT INT COM PST TYP A/C ENG EXC CIV	NO	1	400,000
8407210000	OUTBOARD ENGINES FOR MARINE PROPULSION	NO	162	1,034,757
8407310000	SPRK-IGN PISTON ENG F VEH OF HDG 87,NOT EXC 50 CC	NO	1,181	246,990
8407322000	SP-IG ENG F RD TR,BUS,AUTO,TRUCK, >50 BUT =<250 CC	NO	242	144,691
8407325000	SP-IGN REC PISTON ENG,>50 BUT =<250 CC, NESOI	NO	1	3,500
8407342030	SP-IG ENG F RD TR,BUS,AUTO,TRUCK,>1000 & <=2000 CC	NO	204	375,000
8407909010	SPK-IG INT COMB PST TYP GAS ENGINES	NO	1	18,800
8407909030	SP-IG REC OR RTRY PIST ENG, NESOI, LESS THAN 4476W	NO	1	2,600
8408202000	COMP-IGN ENG FR PROP VEH CH87,RD TR,BUS,AUTO,TRUCK	NO	1	18,355
8408909010	COMP-IGN INT COMB PST ENG, NESOI, NOT EXC 149.2 KW	NO	1	32,400
8408909050	COMP-IGN INT COMB PST ENG,NESOI,EXCEEDING 1,119 KW	NO	2	40,000
8409100040	PARTS FOR SPARK-IG OR COMP-IG PST ENG FOR CIV A/C	KG	39,545	212,018
8409914000	PARTS F SPARK IGN ENG F RD TR, BUS, AUTO OR TRUCKS	KG	3,372	104,721
8409918000	PARTS FOR SPARK-IG PISTON ENG, NESOI	KG	286,942	1,549,898
8409994000	PARTS F DIESEL ENG F ROAD TR, BUS, AUTO, TRUCK	KG	653,213	23,983,699
8409996000	PARTS FOR DIESEL ENGINES FOR MARINE PROPULSION	KG	9,072	45,000
8409998000	PARTS FOR DIESEL ENGINES, NESOI	KG	26,047	644,011
8410900000	PARTS, INC REGULATORS, FOR HYDRAULIC TURB & WTR WH	X		188,454
8411114010	TURBOJET TBN FOR CIVIL AIRCRAFT,THRUST =< 25 KN	NO	4	1,300,000
8411114050	TURBOJET A/C TURBINES EXC CIVIL, THRUST =< 25 KN	NO	1	150,000
8411124010	TURBOJET TBN FOR CIVIL AIRCRAFT, THRUST OV 25 KN	NO	2	2,661,800
8411124050	TURBOJET A/C TURBINES EX CIVIL, THRUST OVER 25	NO	4	54,863
8411814010	GAS TURBINE A/C TBN FOR CIVIL A/C, 5000 KW AND UND	NO	1	148,900
8411914000	PARTS OF NONAIRCRAFT TURBOJETS AND TURBOPROPELLERS	X		597,992
8411917010	PARTS OF TURBOJET & TURBOPROPELLER A/C ENG,CIVIL	X		322,184
8411994000	PARTS OF NONAIRCRAFT GAS TURBINES	X		805,784
8411997010	PARTS OF GAS TURBINE A/C ENGINES F CIVIL A/C	X		148,900
8412210075	LINEAR ACTING HYDRAULIC MOTORS (CYLINDERS)	NO	1	5,000
8412298075	HYDRAULIC POWER ENGINES AND MOTORS, NESOI	NO	1	9,000
8412809000	ENGINES AND MOTORS, NESOI	X		481,000
8412909080	PARTS OF ENGINES AND MOTORS, NESOI	X		612,096
8413110000	PUMPS FOR DISPENSING FUEL OR LUBRICANTS,GARAGE USE	NO	16	6,000
8413190000	PUMPS FITTED WITH MEASURING DEVICE, NESOI	NO	8	6,493
8413309000	FUEL,LUBRICAT OR COOLING MED PUMPS,EXC FUEL-INJECT	NO	1	8,000
8413400000	CONCRETE PUMPS	NO	1	45,000

TABLE - 4 SHIPMENTS OF MERCHANDISE FROM PUERTO RICO TO THE UNITED STATES, BY COMMODITY:
FISCAL YEAR 2003

COMM CODE	DESCRIPTION	UNIT	QUANTITY	VALUE - $
8413500010	OIL WELL AND OIL FIELD PUMPS, RECIP POSITIVE DISPL	NO	1	19,000
8413600020	HYDRAULIC FLUID POWER PUMPS, ROTARY POSITIVE, VANE	NO	5	18,900
8413600030	HYDRAULIC FLUID POWER PUMPS, ROTARY POSITIVE DISPL	NO	1	5,000
8413600040	HYDRAULIC FLUID POWER PUMPS, ROTARY POSITIVE DISPL	NO	1	4,333
8413600090	ROTARY POSITIVE DISPLACEMENT PUMPS, NESOI	NO	1	195,000
8413701000	STOCK PUMPS MACHS FOR MAKING CELLULOSIC PULP,PAPER	NO	6	97,326
8413702004	SUBMERSIBLE PUMPS, CENTRIFUGAL	NO	2	7,500
8413702090	CENTRIFUGAL PUMPS FOR LIQUIDS, NESOI	NO	1	3,000
8413810020	TURBINE PUMPS, NESOI	NO	2	126,000
8413810040	PUMPS FOR LIQUIDS, NESOI	NO	8	32,550
8413911000	PARTS OF FUEL-INJECTION PUMPS FOR COMP-IGNIT PUMPS	X		8,971
8413919520	PARTS, NESOI, OF PUMPS FOR LIQUIDS	X		32,000
8413920000	PARTS OF LIQUID ELEVATORS	X		9,000
8414100000	VACUUM PUMPS	NO	9	15,588
8414308020	COMPRESSORS, REFRIG & AIR COND,SCREW TYP,EXC 200HP	NO	5	3,000
8414308080	COMPRESSORS, REF & A/C,EXC AMMONIA,EXCEEDING 10 HP	NO	124	161,716
8414400000	AIR COMPRESSORS MOUNT ON WHEEL CHASSIS FOR TOWING	NO	6	60,000
8414593000	TURBOCHARGES,FAN TYPE, FOR MOTOR VEHICLES	NO	12	55,015
8414596040	FANS AND BLOWERS FOR MOTOR VEHICLES, NESOI	NO	329	665,248
8414599080	FANS, NESOI	NO	2,228	5,562,317
8414801680	AIR COMPRESSORS,STATIONRY, EXCEPT RECIP AND ROTARY	NO	1	15,000
8414801690	AIR COMPRESSORS, PORTABLE,NESOI	NO	30	40,000
8414802055	COMPRESSORS, NESOI, INCLUD RECIP & ROT =< 186.5KW	NO	12	174,825
8414802065	COMPRESSORS, NESOI, INC REC & ROT EXC186.5KW>746KW	NO	2	42,403
8414809000	AIR OR VACUUM PUMPS, NESOI	NO	580	40,000
8414901080	PTS OF FANS(BLOWERS) & VENT OR RECYCL HOODS, NESOI	X		452,576
8414902015	PARTS NESOI, OF REFRIG & AIR COND COMPRESSORS	X		92,750
8414902095	PARTS NESOI OF COMPRESSORS, NESOI	X		52,320
8414909000	PARTS OF AIR OR VACUUM PUMPS, NESOI	X		118,482
8415103040	AIR-CONDTNRS,WIND/WALL, SELF-CONTAIN LT 2.93 KW/HR	NO	23	12,550
8415109000	AIR COND MACH, WNDW WALL TYPE,NOT SLF CNTD, NESOI	NO	237	60,000
8415820105	AR-CND,SLF-CNTN,RMT COND,EXC YR-RND LE 17.58KW/HR	NO	13	51,560
8415820110	AR-CND,SLF-CNT,RMT COND,EXC YR-ROUND GT 17.58KW/HR	NO	61	175,389
8415820170	AIR COND MACH INCORPORATING A REFRIG UNIT, NESOI	NO	21	56,000
8415830050	CONDENSING UNIT NOT EXC 17.58 KW/HR (60000 BTU/HR)	NO	7	3,281
8415830090	AIR COND MACHS NOT INCORPORAT A REFRIG UNIT, NESOI	NO	1	3,990
8415908025	AIR CONDITIONING EVAPORATOR COILS	NO	1,100	826,610
8415909000	PARTS, NESOI, OF AIR CONDITIONING MACHINES	X		34,000
8416900000	PARTS OF FURNACE BURNERS	X		7,470
8417100000	FURV,OVEN,ROAST,MELT,TREAT,ORE,PYR,MLT,IND,LAB,N/E	NO	162	683,221
8417200000	BAKERY OVENS, INCLUD BISCUIT OVENS, INDUST,NONELEC	NO	16	13,464
8417900000	PARTS OF IND OR LAB FURN & OVEN,INCINERAT, NONELEC	X		2,539
8418100010	REFRIG-FREEZ COMB, SEP EXT DORS, COMP TYP,VOL<184L	NO	1	6,000
8418100040	REFRIG-FREEZ COMB,SEP EXT DRS, COMP,VOL382 LTS&>	NO	20	213,600
8418210010	REFRIGERATORS, HOUSEHOLD, COMP TYP, VOL <184 LITER	NO	67	18,000
8418290000	REFRIGERATORS, HOUSEHOLD TYPE, NESOI	NO	46	708,204
8418500080	REFRIGERATING DISPLAY COUNTERS, CABINETS,SHOWCASES	NO	181	204,998
8418610005	HEAT PUMPS, COMPRESSION TYPE	NO	4,112	10,722,489
8418610015	ICEMAKING MACHINES, NESOI	NO	1	100,000
8418610040	FINNED COIL COMPRESSION TYPE HEAT EXCHANGERS	NO	8,337	95,890,004
8418610045	CENTRIFUGAL LIQUID CHILLING REFRIG UNITS,OPEN-TYPE	NO	292	4,139,298
8418610060	RECIPROCATING LIQUID CHILLING REFRIGERATING UNITS	NO	86	964,631
8418690020	DRINKING WATER COOLERS, REFRIGERATED, SELF-CONTAIN	NO	10	12,280
8418690095	REFRIG OR FREEZING EQUIP, EXCEPT HOUSEHOLD, NESOI	NO	80	17,218
8418990005	REFRIGERATION CONDENSING UNITS, NOT EXCEEDING 746W	NO	2,736	13,040,737
8418990015	REFRIG CONDENSING UNITS, EXC 2.2 KW NOT EXC 7.5 KW	NO	352	1,462,258
8418990060	PARTS,REFRIG,FREEZERS & OTHER REFRIG ORFREEZ EQUIP	X		59,855,659
8419110000	INSTANTANEOUS GAS WATER HEATERS	NO	40	7,344
8419190080	INSTANTANEOUS OR STORAGE WATER HEATERS,NESOI,NELEC	NO	376	264,138
8419200000	MEDICAL, SURGICAL OR LABORATORY STERILIZERS	NO	3,653	30,659,130
8419310000	DRYERS FOR AGRICULTURAL PRODUCTS	NO	18	70,000
8419325000	DRYERS FOR PAPER PULP, PAPER OR PAPERBOARD	NO	3	50,000
8419600000	MACHINERY FOR LIQUEFYING AIR OR OTHER GASES	NO	5	149,720
8419819080	IND MAC OR EQUIP FOR MAKE HOT DRINK,COOK,HEAT FOOD	NO	5	137,000
8419891000	IND MAC PLT,EQUIP,MAKE PULP,PAPER,PAPERBOARD,NESOI	NO	3	86,999
8419899575	IND MAC,PLANT,EQUIP,TREAT OF MATERL,TEMP CHG,NESOI	NO	67	57,500
8419909040	PARTS OF MEDICAL, SURGICAL OR LABORATORY STERILIZE	X		262,400
8419909550	PARTS F MCH OR EQUIP F TREAT MTL BY TEMP CHG,NESOI	X		198,565

TABLE - 4 SHIPMENTS OF MERCHANDISE FROM PUERTO RICO TO THE UNITED STATES, BY COMMODITY:
FISCAL YEAR 2003

COMM CODE	DESCRIPTION	UNIT	QUANTITY	VALUE - $
8420101000	TEXTILE CALENDERING OR ROLLING MACHINES	NO	3	21,000
8420990000	PARTS,NESOI,F FOLLING MACH, EXC F METALS OR GLASS	X		58,000
8421210000	WATER FILTERING OR PURIFYING MACHINERY & APPARATUS	NO	37,347	8,160,159
8421220000	BEVERAGE FILTERING OR PURIFYING MACH & APPARATUS	NO	3,361	13,406,287
8421230000	OIL OR FUEL FILTERS FOR INTERNAL COMBUSTION ENGINE	X		11,178
8421290005	REFRIGERANT RECOVERY AND RECYCLING UNITS	NO	21	6,843
8421290040	HYDRAULIC FLUID POWER FILTERS, >=1000 KPA	NO	8,247	180,128
8421290065	OTHER FILTERING,PURIFYING EQUIP. FOR LIQUIDS NESOI	NO	826,966	44,750,311
8421310000	INTAKE AIR FILTERS FOR INTERNAL COMBUSTION ENGINES	X		7,037
8421398005	DUST CLLCT./AIR PRFCTN EQUIP.,NESOI,FOR 8456TO8465	X		124,312
8421398015	DUST COLLECT. AND AIR PURIFICATION EQUIPMENT NESOI	X		4,500
8421398090	FILTERING OR PURIFYING MACH & APPARATUS,GAS, NESOI	X		297,522
8421990040	PARTS OF FILTERING AND PURIFYING APPARATUS	X		54,940,038
8421990080	PARTS OF MACH & APPARAT,FILT,PURIFY,LIQ,GAS,NESOI	X		2,899,725
8422200000	MACH FOR CLEAN OR DRY BOTTLES OR OTHER CONTAINERS	NO	1	3,875
8422301100	CAN-SEALING MACHINES	NO	3	20,000
8422309140	MACH FOR FILL,WHETHER OR NOT CAPABLE OF OTHER OPER	NO	348	2,377,190
8422309150	VAC OR GAS PAC, PERFORM ONLY LID, SEAL, CLOSE	NO	1	12,000
8422309180	MACHINES FOR OPENING, FILLING AND CLOSING BAGS	NO	45	10,000
8422309190	MAC FR FIL,CLOSE,SEAL,CAP,LABEL,BOX,BAG OR CONTAIN	NO	2	100,500
8422400002	PACKING OR WRAPPING MACH, (INC HEAT-SHRINK), NESOI	NO	13	88,265
8422900580	PARTS OF DISHWASHING MACHINES, NESOI	X		54,315
8422909502	PTS MCH CLN,DRY,BOT,FIL,CLSE,SEAL CONTAINER,NESOI	X		149,856
8423100050	PERSONAL WEIGHING MACHINES, INC BABY & HHOLD NESOI	NO	2	4,366
8423200000	SCALES FR CONTINUOUS WEIGHING OF GOODS ON CONVEYOR	NO	6	9,400
8423300000	CONST-WGHT SCALES & DISCHRGING PREDET WGHTS IN BAG	NO	3	300,000
8423810010	DIGITAL ELEC COUNT SCALES WEIGHT CAP NOT EXC 30 KG	NO	1	15,000
8423810030	DIGITAL ELEC RETAIL SCALES COMPUTING,WGHT N/EX30KG	NO	1,361	76,755
8423810050	WEIGHING MACH,MAX WEIGHT NOT EXCEED 30 KG, NESOI	NO	47	3,420
8423820000	WEIGH MACH, NESOI, CAPACITY >30KG BUT =<5000 KG	NO	1	6,000
8423900040	DIGITAL WEIGHT INDICATORS	NO	3	140,000
8424200000	SPRAY GUNS AND SIMILAR APPLIANCES	X		5,363
8424819020	OTH IRRGTION EQUIP FOR AGRCLTRL OR HORT,INCL LAT	NO	186	5,000
8424897095	MECH APPLIANCE FOR PROJCT,DISP,SPRAY,LIQ,ETC,NESOI	NO	1	6,000
8424902000	PARTS OF SAND BLASTING MACHINES	X		17,112
8424909040	PARTS OF STEAM AND SIMILAR JET PROJECTING MACHINES	X		8,490
8424909500	PARTS,NESOI,OF MECH APPL F SPRAY,ETC,LIQ NESOI	X		3,500
8425190000	PLY TAC&HOS,EXC SKIP,HOS FR RAIS VEH, N/POW EL MTR	NO	21	26,054
8425490000	JACKS, NESOI; HOISTS USED FOR RAISING VEHICLES	NO	1	135,000
8426190000	OVHD TRV,TRNPT,GNT,BRDG,MOBL LFT FRM&TRD CAR,NESOI	NO	5	215,000
8426410005	WORKS TRUCKS FITTED WITH A CRANE, SELF-PROPEL TIRE	NO	2	85,000
8427104000	OPERATOR RIDING COUNTERBALANCED FORK-LIFT, ELCTR	NO	1	20,000
8427108090	SELF-PROPEL WRKS TRK TRUCK POWERED BY AN ELEC MOTO	NO	2	62,986
8427900020	AERIAL WORK PLATFORM TRKS EXC SELF-PROPELLED TRKS	NO	2	19,000
8427900040	FORK-LIFT & OTHER WORKS TRUCKS W/LIFT,HANDL EQUIP	NO	8	149,794
8428100000	PASS OR FREIGHT ELEVATOR EXC CONT ACT; SKIP HOISTS	NO	98	93,068
8428200010	CONVEYORS, PNEUMATIC	NO	4	18,426
8428200050	ELEVATORS, PNEUMATIC	NO	1	3,100
8428320000	CONT-ACT ELEV & CONVEY,FR GOODS OR MATL,BUCKET TYP	NO	1	3,000
8428330000	CONT-ACT ELEV & CONVEY,FR GOODS OR MATL,BELT TYPE	NO	11,555	19,244,323
8428900015	INDUSTRIAL ROBOT FOR LIFT, HAND,LOAD/UINLOAD,NESOI	NO	352	207,578
8428900040	LOADERS, UNDERGROUND MINE TYPE	NO	3	80,000
8428900095	MACH FOR LIFTING,HANDLING,LOADING,UNLOADING,NESOI	NO	130	218,853
8429110010	BULLDOZERS & ANGLEDOZERS,SELF-PROPEL,TRACK LAY,NEW	NO	1	132,630
8429110090	BULLDOZERS & ANGLEDOZERS,SELF-PROPEL,TRAK LAY,USED	NO	9	225,000
8429190090	BULLDOZERS AND ANGLEDOZERS,SELF-PROPEL,USED,NESOI	NO	2	110,000
8429200000	GRADERS AND LEVELERS, SELF-PROPELLED	NO	2	75,000
8429400060	TAMPING MACHINES AND ROAD ROLLERS, USED OR REBUILT	NO	8	150,000
8429511060	FRONT-END SHOVEL LOADERS, WHEEL TYPE, NEW, NESOI	NO	2	100,000
8429511065	FRONT-END SHOVEL LOADERS, WHEEL TYP, USED OR REBLT	NO	4	700,000
8429515060	FRONT-END SHOVEL LOADERS, USED OR REBUILT, NESOI	NO	1	20,000
8429521050	EXCAVATORS W/ 360 REVOL SUPERSTRUCTURE,USED,REBLT	NO	43	675,000
8429525010	MECH SHVL,EXCAVAT,SHVL LOAD,360 REVOL STUR,NEW	NO	5	683,914
8429525090	MECH SHVL EXCAVAT,SHVL LOAD,360 REVOL STUR,USED	NO	2	60,000
8429595060	MECH SHVL,EXCAVAT,SHVL LOAD,EXC 360 REVOL STUR,NEW	NO	1	209,209
8430410000	BORING OR SINKING MACHINERY, SELF-PROPELLED	NO	7	887,600
8430498030	BOR OR SINK MACH, MACH, ROTARY, WATER WELL DRILLIN	NO	1	120,000
8430500000	MOVE,GRADE,LEVEL,SCRAP,EXCAVAT,SELF-PRPLD, NESOI	NO	1	8,901

TABLE - 4 SHIPMENTS OF MERCHANDISE FROM PUERTO RICO TO THE UNITED STATES, BY COMMODITY:
FISCAL YEAR 2003

COMM CODE	DESCRIPTION	UNIT	QUANTITY	VALUE - $
8430690100	MOVE,GRADE,LEVEL,SCRAP,EXCAVAT,EXTRACT MACH, NESOI	NO	30	1,150,669
8431100090	PARTS OF WINCHES, CAPSTANS AND JACKS	X		4,100
8431200000	PTS OF FRK LFT TRKS & WORKS TRKS WITH LIFT OR HNDL	X		19,810,176
8431310040	PARTS OF ESCALATORS	X		20,000
8431310060	PARTS OF ELEVATORS, EXC CONT ACTION,SK HOIST,ESCAL	X		2,999
8431390010	PARTS OF PNEUMATIC ELEVATORS AND CONVEYORS	X		55,304
8431390090	PTS OF LFT,HANDL,LOAD OR UNLOAD MACH HEAD8428NESOI	X		90,640
8431410080	BUCKETS, SHOVELS, GRABS AND GRIPS, NESOI	NO	534	212,167
8431420000	BULLDOZER OR ANGLEDOZER BLADES	NO	1	5,000
8431438090	PTS OF BORIN,SINKIN MAC OF SUBHEAD 8430.41,8430.49	X		13,549
8431491010	PTS OF OVHEAD TRAVL,TRANSPT,GATRY,BRDGE,JIB CRANES	X		743,000
8431491060	PTS OF MOBIL LFT FRME,STRAD CARR & WRKS TRKS/CRANE	X		15,000
8431491090	PARTS OF MACHINERY OF HEADING 8426 NESOI	X		97,735
8431499027	PARTS OF COAL OR ROCK CUTTERS & TUNNELING MACH	X		5,000
8431499057	PARTS, NESOI, OF MACHINERY OF HEADING 8429 OR 8430	X		75,000
8432100020	MOLDBOARD PLOWS EXCEPT LISTERS	NO	6	26,714
8432300010	PLANTERS AND TRANSPLANTERS	NO	26	50,000
8433110010	ELECTRIC LAWN MOWERS,INC BATTERY OPERATED	NO	22,664	1,102,540
8436290000	POULTRY-KEEPING MACHINERY	NO	1	4,000
8436800080	AG,HORT,BE-KEP MAC INC GERMINAT PLT,MECH THERM EQ	NO	188	1,128,050
8436990060	PTS OF MAC FOR PREPARE CROPS FR MKT,USE,INC AMN FD	X		150,000
8438100000	BAKERY MACH & MACH F MANUF MACARONI,SPAGHETTI,ETC	NO	1	3,190
8438800000	IND PREP,MANUF FOOD,DRINK EXC EXT,PREP ANIM,VEG OL	NO	38	31,300
8438900000	PARTS OF MACH OF CH 84, NESOI,IND PREP FOOD,DRINK	X		200,603
8439200010	MACHINERY FOR MAKING PAPER OR PAPERBOARD, NEW	NO	12	8,000
8440100000	BOOKBINDING MACH, INCLUDING BOOK-SEWING MACHINES	NO	12	41,547
8441100000	CUTTING MACHINES	NO	10	69,960
8441300000	MAC FR MAK CART,BOX,CASE,TUBE,DRUM OR CONT EX MOLD	NO	42	488,210
8441400000	MACH FOR MOLD ART IN PAPER PULP,PAPER OR PAPERBOAR	NO	37	187,842
8441900000	PTS OF MAC FR MAKE UP PAPER PULP,PAPER/PAPBRD,CUT	X		95,250
8442300000	MACH & EQUIP, NESOI, F MAKING PRINT BLOCKS, PLATES	NO	1	55,000
8442508000	PRINTING TYPE, PLATES, CYLINDERS, ETC, NESOI	X		44,000
8443290000	LETTERPRESS PRINTING MACHINERY, EXCEPT REEL-FED	NO	5	110,000
8443515000	INK-JET PRINTING MACH, EXC TELTILE PRINTING, NESOI	X		961,727
8443600000	MACHINES FOR USES ANCILLARY TO PRINTING	X		10,000
8443901000	PARTS OF TEXTILE PRINTING MACHINERY	X		8,400
8443909000	PARTS OF PRINTING MACH AND MACH FOR ANCILLARY USE	X		69,087
8444000010	TEXTURING MACHINES	NO	3	300,000
8444000090	MACH FOR EXTRUD, DRAW OR CUT MAN-MADE TEXTIL MATRL	NO	240	439,583
8445110000	CARDING MACHINES FOR PREPARING TEXTILE FIBERS	NO	1	6,500
8447200000	FLAT KNITTING MACHINES; STITCH-BONDING MACHINES	NO	5	80,000
8447900000	KNIT MCH,NESOI, & TUFT MCH;MCH F MAKE LACE,NET,ETC	NO	3	40,000
8448320010	PARTS OF COTTON GINS	X		35,700
8448330000	SPINDLES,SPIN FLYERS,SPIN RINGS & RING TRAVELLERS	X		15,500
8451290090	DRYING MACHINES, NESOI	NO	1	40,000
8451300000	IRONING MACH AND PRESSES (INCLUD FUSING PRESSES)	NO	1	18,000
8451500000	MACH FOR REEL,UNREEL,FOLDING,CUT OR PINK TEXT FAB	NO	1	30,000
8451800000	MACHINERY OF HEADING 8451, NESOI	NO	10	251,389
8451900010	PTS,MAC FOR WASH,DRY-CLEAN,IRON,PRESS,DRY TEXT ART	X		17,500
8452210000	SEW MACH, EXC HOUSEHOLD TYPE, AUTOMATIC UNITS	NO	66	58,976
8452290000	SEWING MACH, EXCEPT HOUSEHOLD TYPE, NESOI	NO	6	5,236
8453100000	MACH FOR PREPAR,TANN OR WORK HIDS,SKINS OR LEATHER	NO	2	4,000
8453200000	MACHINERY FOR MAKING OR REPAIRING FOOTWEAR	NO	657	3,165,773
8453800000	MACH FOR MAKE,REPAIR ART OF HIDE,SKIN,LETHER,NESOI	NO	1	350,000
8454300010	DIE CASTING MACHINES	NO	1	4,000
8455100000	TUBE ROLLING MILLS	NO	6	26,245
8459290020	DRILL MACH, METAL, EXCEPT N/C, UND $3025 NEW	NO	31	20,000
8460900010	MAC TOOLS FR FINISH MTL USING ABRASIVES,NESOI,USED	NO	2	6,340
8461500010	SAWING OR CUTTING-OFF MACH, MTL REMOV, USED/REBLT	NO	12	65,823
8461906040	MACHINE TOOLS,METAL REMOV,NT NUM CTRL, USED,NESOI	NO	8	149,999
8462490020	PUNCH OR NOTCH MACH, INC COMB,EXC N/C,UN $3025,NEW	NO	1	3,000
8464100080	SAWING MACH FOR WORKING STONE,CERAMICS,LIKE MATRLS	NO	322	59,737
8464200050	GRINDING OR POLISHING MACHINES FOR MINERAL MATL	NO	1	35,000
8464909090	MACH TOOLS FOR WRKNG STONE OR LIKE MINRL MATRL,NES	NO	1	3,695
8465100045	WDWRKNG MAC,DFFRNT OPER,NO TL CHNGE,EXCPT TEN.,NEW	NO	1	5,000
8465920031	MOLDERS, WOODWORKING, NEW	NO	2	15,200
8465940090	BNDING OR ASSMBLNG MACH, HRD MATL,(NOT WOOD),NESOI	NO	7	7,900
8465998090	MACH TLS FOR WKNG HRD MTRLS,(NOT WOOD),NESOI	NO	1	9,705

TABLE - 4 SHIPMENTS OF MERCHANDISE FROM PUERTO RICO TO THE UNITED STATES, BY COMMODITY:
FISCAL YEAR 2003

COMM CODE	DESCRIPTION	UNIT	QUANTITY	VALUE - $
8466100070	TOOL HOLDERS AND SELF-OPENING DIEHEADS, NESOI	X		9,000
8466201010	JIGS & FIXTURES, WORK HOLDERS, GEAR CUTTING USE	X		3,000
8466208030	WORK HOLDERS FOR MTLWRKING MACH, EXC JIGS/FIXTURES	X		20,000
8466208060	WORK HOLDERS FOR MACHINE TOOLS, NESOI	X		49,000
8466308050	SPEC ATTACH, NESOI, FOR MACH TOOLS	X		2,687,003
8466910000	PARTS FOR MACHINES OF HEADING 8464	X		94,500
8466939000	PARTS F MACH OF HEADING 8456 TO 8461,EXC GEAR CUT	KG	12,518	548,017
8466940000	PARTS FOR MACHINES OF HEADING 8462 OR 8463	X		913,250
8467210070	ELECTRIC HAND DRILLS OTHER THAN ROTARY	NO	32	12,051
8467290010	ELECTRIC HAND ANGLE GRINDERS, SANDERS & POLISHERS	NO	1	5,000
8467290055	ELECTRIC HAND ROUTERS	NO	3	7,752
8467290070	ELECTRIC HAND GRASS AND WEED TRIMMERS/EDGERS	NO	10	5,000
8467290095	ELECTROMEHANICAL HAND TOOLS,NESOI	NO	39,294	442,721
8467810000	CHAIN SAWS	NO	13	2,587
8467895030	GAS POWRED GRASS & WEED TRIM & BUSHCUT,HAND-DIRECT	NO	8,140	4,417,652
8467920050	PARTS OF PNEU HAND-HELD FORCE FEED LUBRICAT EQUIP	X		14,524
8467920090	PARTS OF PNEUMATIC HAND-DIR OR CONTROL TOOLS,NESOI	X		1,580,450
8467990190	PARTS OF HAND-DIR OR CONTROL TOOLS, NESOI	X		275,724
8467990195	PARTS OF HAND-DIR OR CONTROL TOOLS, NESOI	X		9,549
8468801000	MACH F SOLDER,ETC O/T GAS & HDG 8515, HAND-DIRECT	NO	6,251	1,000,000
8468901000	PARTS OF HAND-DIRECTED MCH F SOLDERING,WELDING ETC	X		250,000
8468905000	PARTS OF MCH F SOLDERING, WELDING, NESOI	X		2,196,977
8470210000	ELEC CALCULATING MCH,NESOI, WITH PRINTING DEVICE	NO	1	5,567
8470500020	POINT-OF-SALE TERMINAL TYPE CASH REGISTERS	NO	5	75,000
8470500060	CASH REGISTERS,EXCEPT POINT-OF-SALE TERMINALS	NO	1	5,000
8471100000	ANALOG OR HYBRID ADP MACHINES	NO	761	1,953,608
8471300000	PORT DIGTL AUTOMATIC DATA PROCESS MACH NOT > 10 KG	NO	522	1,994,981
8471410035	DIGITAL ADP MCH W CPU & INPUT/OUTPUT UNT,COLOR CRT	NO	141	474,593
8471410095	DIGITAL ADP MCH W CPU & INPUT/OUTPUT UNT, W/O CRT	NO	180	904,239
8471491035	DGTL PROC UNT FRM OF SYST W/STOR,IN&OUTPUT COL CRT	NO	26	95,849
8471491095	DGTL PROC UNT W SYST STORG,INPUT,OUTPT UNT,W/O CRT	NO	14	89,488
8471491500	COMB IN/OUTPUT UNIT,EXPORTED W/ REST OF ADP SYSTEM	NO	353	264,265
8471492900	DISP.UNIT,NESOI,EXPORTED WITH REST OF ADP SYSTEM	NO	1	3,495
8471493100	LASER TYPE PRINT UNTS,PROD >20 PAGES, ENT WITH SYS	NO	12,136	2,507,274
8471493200	LASER TYPE PRINT UNITS,PROD <20 PAGES,ENT AS SYSTM	NO	1	6,000
8471493300	LIGHT BAR ELECTRONIC TYPE PRINTER UNITS,PT OF SYST	NO	29	102,409
8471493400	INK JET TYPE PRINTER UNITS, ENT WITH RST OF SYSTEM	NO	1	5,000
8471493500	THERMAL TRANSFER TYPE PRINTER UNITS, PT OF SYSTEM	NO	2	9,500
8471493600	IONOGRAPHIC TYPE PRINTER UNITS, ENT AS PT OF SYSTM	NO	1	7,828
8471493790	OTHER PRINTER UNITS, ENTERED AS PART OF A SYSTEM	NO	13	65,470
8471494200	OPTICAL SCANNERS & MAGNETIC INK REC DEV,PT OF SYST	NO	3	29,121
8471494875	OUTPUT DEVICES,NESOI,EXPORTED WITH REST OF SYSTEM	NO	307	901,348
8471495040	HARD MAGNETIC DISK DRIVE UNITS, ENT AS PT OF SYSTM	NO	2	6,354
8471497000	POWER SUPPLIES, ENTERED AS PART OF A SYSTEM	NO	11,700	1,251,455
8471499000	AUTOMATIC DATA PROCESS UNITS,NESOI, AS PT OF SYSTM	NO	9	18,000
8471500085	DIGITAL PROCESSING UNITS, NESOI	NO	1,084	1,721,059
8471601095	COMB INPUT/OUTPUT UNITS W/OUT CATHODE RAY TB,NESOI	NO	3	22,800
8471603500	DISPLAY UNITS W/COLOR CATHODE RAY TUBE, NESOI	NO	11	14,555
8471604540	DISPLAY UNITS W/COLOR CATHODE RAY TUBE,NESOI	NO	1	7,950
8471604580	DISPLAY UNITS W/CATHODE RAY TUBE EXC COLOR, NESDOI	NO	1,202	458,001
8471605100	LASER PRINTER UNTS,PROD >20 PGS,INC TRANS,CONT,PRT	NO	1	4,125
8471605200	LASER TYPE PRINTER UNITS, PROD < 20 PAGE,W/TRAN/PR	NO	1	12,399
8471605500	THERMAL TRANSFER TYPE PRINTER UNITS,W/TRNSPRT,P,ME	NO	3	25,406
8471606400	INK JET TYPE PRINTER UNITS, NESOI	NO	60	9,000
8471606760	DOT MATRIX TYPE PRINTER UNITS, NESOI	NO	1	64,900
8471606790	OTHER PRINTER UNITS, NESOI	NO	2	18,000
8471608000	OPTICL SCANNERS & MAGNETIC INK RECONITON DEV,NESOI	NO	77	93,493
8471609070	OUTPUT DEVICES, NESOI	NO	15,470	468,360
8471609090	INPUT OR COMBINATION INPUT/OUTPUT UNITS, NESOI	NO	30	4,800
8471702000	MAGNETIC DISK DRIVE UNITS>21 CM(8.3 IN) IN DIAMETR	NO	67	2,261,784
8471703000	MAGNETIC DISK DRIVE UNITS>21 CM(8.3 IN) IN DIAMETR	NO	1	3,128
8471704035	FLEX(FLOPPY)MAGNET DISK DRIVE UNT,NO CAB,POWER SUP	NO	2	22,000
8471704065	HARD MAGNETIC DISK DR UNT,NO CABNT/POWER SUP,NESOI	NO	6,018	5,189,979
8471705065	HARD MAGNETIC DISK DRIVE UNITS, NESOI	NO	4,478	64,695,622
8471706000	STORGE UNT, EXC MAGNET DSK DR UNT,NO CABINET,NESOI	NO	20,930	111,889,373
8471709000	STORAGE UNT, EXCLUD MAGNETIC DISK DR UNITS, NESOI	NO	23,638	322,361,493
8471801000	CONTROL OR ADAPTOR UNITS OF ADP MACH, NESOI	NO	540,353	146,417,297
8471900000	ADP MAC&UNTS THEREOF;MAG/OPT RDER,TRNSCRB,PROC DAT	NO	128,518	257,633

TABLE - 4 SHIPMENTS OF MERCHANDISE FROM PUERTO RICO TO THE UNITED STATES, BY COMMODITY:
FISCAL YEAR 2003

COMM CODE	DESCRIPTION	UNIT	QUANTITY	VALUE - $
8472100000	DUPLICATING MACHINES	NO	1	3,712
8472909000	OFFICE MACHINES, NESOI	NO	49	535,600
8473100020	PARTS OF WORD PROCESSING MACHINES	X		10,071
8473210000	PARTS OF ELECTRONIC CALCULATING MACHINES	X		164,292
8473290000	PARTS FOR MACH,NESOI, INCORP CALCULATING DEVICE	X		253,050
8473300000	PARTS & ACCESSORIES FOR ADP MACHINES & UNITS	X		2,443,625,166
8473408000	PARTS AND ACCESSORIES OF GOODS OF SUB 8472.90.80	X		45,502
8473408500	PRTS AND ACCESSRIES OF MACHNS OF HDING 8472, NESOI	X		4,487
8473500000	PTS SUITBLE FR USE W MAC OF 2/MORE HEAD 8469-8472	X		52,915
8474310000	CONCRETE OR MORTAR MIXERS	NO	24	186,600
8474800020	MACHINES FOR FORMING FOUNDRY MOLDS OF SAND	NO	21	450,021
8474900010	PARTS OF MCH F SORT, SCREEN, WASH, SEPARATE MINERA	X		4,192
8476210000	AUTO BEVERAGE VENDING MACH INC HEAT OR REFRIG DEV	NO	2	50,000
8476890000	AUTO GOODS- VENDING MACH WITHOUT HEAT OR REFRIG	NO	81	48,500
8477106070	INJECT-MOLDING MACH FOR PROCESSING THERMOPLASTICS	NO	40	2,870,000
8477300000	BLOW-MOLDING MACHINES	NO	2	78,000
8477510010	MACHINERY F MOLDING OR RETREADING PNEUMATIC TIRES	NO	34	212,644
8477590000	MACH, NESOI, F MOLDG OR FORMG RUBBER OR PLASTICS	NO	3	200,000
8477800000	MACH, NESOI, FOR WORKING RUBBER OR PLASTICS	NO	1	5,000
8477900010	PARTS OF INJECTION-MOLDING MACHINES	X		121,089
8477900030	PARTS OF BLOW-MOLDING MACHINES	X		145,000
8477900090	PARTS, NESOI, OF MACH F WORKING RUBBER OR PLASTICS	X		5,000
8478100010	INDUSTRIAL CIGARETTE-MAKING MACHINES	NO	4	35,500
8478100090	MACH FOR PREPARING OR MAKING UP TOBACCO, NESOI	NO	3	17,763
8478900000	PARTS OF MACH,NESOI,FOR PREP OR MAKING UP TOBACCO	X		751,850
8479100040	PAVERS, FINISHERS & SPREADERS F CONCRETE, PUB WRKS	NO	6	344,430
8479100080	MACHINERY, NESOI, FOR PUBLIC WRKS, BUILDING,ETC	NO	53	258,663
8479810000	METAL TREATING MACH, INC ELECTRIC WIRE COIL-WINDER	NO	2	16,000
8479820080	CRUSH,GRIND,SCREEN,SIFT,EMULSFYG,ETC MACH,NESOI	NO	208	1,035,600
8479892000	FLOOR POLISHERS	NO	11	7,820
8479893080	VACUUM CLEANERS OTHER THAN INDUSTRIAL	NO	2	26,500
8479896500	ELECTROMECH APPL W/SELF-CONTAINED ELEC.MTRS,NESOI	X		131,475
8479898490	MACH NESOI FOR PROD & ASSEMBLY OF SEMICONDUCTORS	NO	2	25,000
8479899600	PRT MACHINERY, OTHER THN HDING 8443, 8471 OR 8472	NO	2	25,000
8479899860	AUTOMOTIVE MAINTENANCE MACHINES, NESOI	NO	1	4,171
8479899885	ULTRASONIC CLEANING DEVICES	NO	2	4,000
8479899895	INDUSTRIAL VIBRATORS	NO	1	20,000
8479899897	MACHINES AND MECHANICAL APPLIANCES, NESOI	NO	7	20,350
8479899898	MACHINES AND MECHANICAL APPLIANCES, NESOI	NO	178	165,000
8479909440	PARTS OF INDUSTRIAL ROBOTS, NESOI	X		560,117
8479909465	PARTS OF MACH/MECHANICAL APPL FOR TREAT MTL,NESOI	X		4,972
8479909480	OTHER PARTS OF MACH & MECHANICAL APPLIANCES	X		42,440
8479909495	OTHER PARTS OF MACH & MECHANICAL APPLIANCES	X		60,945
8480200000	MOLD BASES	NO	95	547,073
8480300000	MOLDING PATTERNS	NO	6	103,017
8480410000	MOLDS F METAL OR METAL CARBIDES,INJECT OR COMPRSSN	NO	2	88,500
8480490000	MOLDS, NESOI, FOR METAL OR METAL CARBIDES	NO	2	151,000
8480600000	MOLDS FOR MINERAL MATERIALS	NO	11	8,638
8480714000	INJECT/COMPRES MOLD,RUBBER,MANUF SEMICONDUC DEVICE	NO	2	610,382
8480718045	INJECTION TYPE MOLDS FOR RUBBER OR PLASTICS, NESOI	NO	140	4,542,495
8480790000	MOLDS F RUBBER OR PLASTICS EXC INJECT OR COMPRESSN	NO	3	138,980
8481100060	PRESSURE-REDUCING VALVES, PNEUMATIC FLUID POWER	NO	14,739	212,900
8481200010	HYDRAULIC VALVES, MANUAL, DIRECTIONAL CONTROL	NO	4	6,226
8481200020	HYDRAULIC VALVES, SOLENOID, DIRECTIONAL CONTROL	NO	1	5,496
8481200050	HYDRAULIC VALVES, NESOI	NO	1	8,650
8481200070	PNEUMATIC VALVES, NESOI, DIRECTIONAL CONTROL	NO	12	61,124
8481200080	OTHER PNEUMATIC VALVES, NESOI	NO	2	13,960
8481400000	SAFETY OR RELIEF VALVES	NO	136	42,893
8481801090	BUTTERFLY TYPE VALVE,ETC, COPPER,HD OP,850KPA & OV	NO	54,681	440,000
8481809005	OTHER TAPS, COCKS, VALVES, ETC.	NO	7	20,840
8481809020	VALVES, W/ELECTRICAL OR ELECTROHYDRAULIC ACTUATORS	NO	11,518	781,381
8481809030	VALVES WITH HYDRAULIC ACTUATORS	NO	3	22,625
8481909090	PARTS OF TAPS,COCKS,VALVES, ETC, NESOI	KG	45,550	2,794,637
8482101000	BALL BEARINGS WITH INTEGRAL SHAFTS	NO	1	3,528
8482105004	UNGROUND BALL BEARINGS, OTHER THAN RADIAL	NO	3	10,821
8482105012	LINEAR BALL BEARINGS	NO	3	12,540
8482105044	RADIAL BALL BEARINGS, >=9MM BUT <= 30 MM,SNGL. ROW	NO	1	2,540
8482800080	BALL OR ROLLER BEARINGS, NESOI	NO	115,881	424,436

TABLE - 4 SHIPMENTS OF MERCHANDISE FROM PUERTO RICO TO THE UNITED STATES, BY COMMODITY:
FISCAL YEAR 2003

COMM CODE	DESCRIPTION	UNIT	QUANTITY	VALUE - $
8482910090	ROLLERS, NESOI, FOR ROLLER BEARINGS	KG	301,749	3,300,165
8483105000	TRANSMISSION SHAFTS AND CRANKS, NESOI	KG	7,583	85,506
8483305040	BEARING HOUSINGS EXCPT BALL OR ROLLER BEARING TYPE	KG	1	4,967
8483401000	TORQUE CONVERTERS	NO	30	7,160
8483404050	MULTIPLE & VARIABLE RATIO SPEED CHANGERS, MANUAL	NO	8	37,000
8483407000	SPEED CHANGERS, NESOI	NO	3	2,760
8483909500	PARTS OF BRG HOUSING,PLAIN BRG,CLUTCHES,FLYWHL,ETC	X		3,340
8485100000	SHIPS' PROPELLERS AND BLADES THEREFOR	X		75,000
8485900080	MACH PARTS W/O ELEC FEATURE NOT SPECIFIED IN CH 84	X		359,172
	ELECTRICAL MACHINERY AND EQUIPMENT AND PARTS THEREOF;SOUND RECORDERS AND REPRODUCERS,TELEVISION IMAGE AND SOUND RECORDERS AND REPRODUCERS, AND PARTS AND ACCESSORIES OF SUCH ARTICLES.....	TOTAL		1,646,287,632
8501103000	ELECTRIC MOTORS, AC, < 18.65 W (1/40 HP) OUTPUT	NO	1,733	2,113,345
8501106080	ELEC MOTORS 18.65-37.5W, NESOI	NO	4	66,000
8501202000	UNIVERSAL AC/DC ELEC MOTORS >37.5W BUT =< 74.6 W	NO	645	101,258
8501206000	UNIVERSAL AC/DC ELEC MOTORS =>746W	NO	8	99,494
8501312000	DC MOTORS >37.5W BUT =< 74.6 W	NO	866	104,063
8501316000	DC MOTORS => 746 W BUT =< 750 W	NO	390	77,950
8501318000	DC GENERATORS, NOT EXCEEDING 750 W	NO	59	183,940
8501322000	DC MOTORS > 750 W BUT =< 14.92 KW	NO	85,655	14,988,505
8501326000	DC GENERATORS > 750 W BUT =< 75 KW	NO	1	15,400
8501332000	ELECTRIC MOTORS, DC > 75 KW BUT < 149.2 KW	NO	7	34,668
8501336000	DC GENERATORS > 75W BUT =< 375 KW	NO	10	250,000
8501402020	GEAR MOTOR, AC, SINGLE-PHASE >37.5 W BUT =<74.6 W	NO	13	19,735
8501403020	ELECTRIC MOTORS, AC GEAR MOTORS, >74.6<746 SGL-PHS	NO	12	18,146
8501610000	AC GENERATORS (ALTERNATORS) <=75 KVA OUTPUT	NO	98	952,618
8501620000	AC GENERATORS (ALTERNATOR) > 75 KVA BUT =< 375KVA	NO	52	153,276
8502130020	GENERATING SETS, ELC, DIESEL,>375KVA BUT =<1000KVA	NO	1	75,000
8502400000	ELECTRIC ROTARY CONVERTERS	NO	40	810,680
8503002000	COMMUTATORS FOR MACHINES IN HEADING 8501 OR 8502	NO	341	206,272
8503005000	PARTS OF MOTORS OTHER THAN COMMUTATORS	X		8,391,108
8503006040	PARTS OF GENERATORS O/T COMMUTATORS	X		20,140,040
8503006060	OTHER PARTS FOR MACHINES IN 8501 AND 8502	X		4,002,221
8504100000	BALLASTS FOR DISCHARGE LAMPS OR TUBES	NO	1,056	5,000
8504210020	LIQUID DIELECTRIC TRANSFORMER =< 50 KVA	NO	2	34,216
8504210040	LIQUID DIELECTRIC TRANSFORMER >50KVA BUT =<100KVA	NO	22	69,151
8504210060	LIQUID DIELECTRIC TRANSFORMER >100KVA BUT =<500KVA	NO	10	415,020
8504210080	LIQUID DIELECTRIC TRANSFORMER >500KVA BUT =<650KVA	NO	2	50,000
8504312000	TRANSFORMERS, NESOI, UNRATED	NO	70	120,710
8504314035	TRANSFORMERS, NESOI, LESS THAN 40 VA	NO	359	252,898
8504314065	TRANSFORMERS, NESOI, => 40 VA BUT < 1 KVA	NO	8	68,071
8504320000	TRANSFORMERS, NESOI,> 1 KVA BUT =< 16 KVA	NO	161	61,419
8504406001	POWER SUPPLIES FOR PHYS INCORP INTO ADP, < = 50W	NO	60	6,761
8504406007	POWER SUPPLIES FOR PHYS INCORP INTO ADP,50W - 150W	NO	4,048	1,849,716
8504406012	POWER SUPPLIES FR PHYS INCORP INTO ADP,150W - 500W	NO	1,038	134,044
8504406018	POWER SUPPLIES FR PHYS INCORP INTO ADP,EXCEED 500W	NO	4,064	1,640,439
8504407001	POWER SUPPLIES FOR ADP, NESOI, < = 50W	NO	1	22,000
8504407012	POWER SUPPLIES FOR ADP, NESOI, 150W - 500W	NO	71	2,761
8504407018	POWER SUPPLIES FOR ADP, NESOI, EXCEEDING 500W	NO	153,496	9,698,410
8504409510	RECTIFIERS & RECTFNG APPAR., POWER SUPPLS, <= 50W	NO	1	7,256
8504409520	RECTIFIERS & RECTIFNG APPA,POWER SUPPLY,>50W=<150W	NO	1	7,000
8504409530	RECTIFIER & RECTFNG APPAR,POWER SUPPLY,>150W=<500W	NO	2	9,300
8504409540	RECTIFIERS & RECTIFNG APPARATUS,POWER SUPPLY >500W	NO	31	161,932
8504409550	RECTIFIERS & RECTIFYING APPARATUS, NESOI	X		73,589
8504409570	INVERTERS FOR AUTOMATIC DATA PROCESSING MACHINES	NO	8	80,000
8504409580	STATIC CONVERTERS, NESOI	X		297,743
8504500000	INDUCTORS, NESOI	NO	36	36,455
8504900020	PARTS FOR TRANSFORMERS	X		29,672
8504900080	PARTS,NESOI,FOR ELECTRICAL INDUCTORS	X		186,396
8505110000	PERMANENT MAGNETS MADE OF METAL	NO	230	25,144
8505190000	PERMANENT MAGNETS MADE OF MATERIALS O/T METAL	NO	1	4,252
8505908000	ELECTROMAGNETIC ARTICLES, NESOI, AND PARTS, NESOI	X		40,000
8506100000	PRIMARY CELLS AND BATTERIES, MANGANESE DIOXIDE	NO	2,051,298	1,997,344

TABLE - 4 SHIPMENTS OF MERCHANDISE FROM PUERTO RICO TO THE UNITED STATES, BY COMMODITY:
FISCAL YEAR 2003

COMM CODE	DESCRIPTION	UNIT	QUANTITY	VALUE - $
8506900000	PRIMARY BATTERY AND CELL PARTS	X		217,075
8507100060	LEAD-ACID BATTERIES, NEW, 12 VOLTS, >6KG	NO	862	46,371
8507300000	NICKEL-CADMIUM STORAGE BATTERIES	NO	22	4,834
8507800000	OTHER STORAGE BATTERIES	NO	239	17,339
8509100020	ELECTRIC DOMESTIC VACUUM CLEANERS, PORTABLE, HAND	NO	454	381,593
8509100040	ELECTRIC VACUUM CLEANERS, NESOI	NO	70	6,590
8509400020	ELECTRIC DOMESTIC FOOD MIXERS	NO	390	55,500
8509400030	ELECTRIC DOMESTIC JUICE EXTRACTORS	NO	16,973	294,775
8509800091	ELECTROMECHANICAL DOMESTIC APPLIANCES, NESOI	NO	3,000	55,000
8509902000	ELECTRIC DOMESTIC VACUUM CLEANER PARTS	X		19,675
8509904050	ELECTRIC DOMESTIC APPLIANCE PARTS, NESOI	X		49,842
8511300080	INTERNAL COMBUSTION ENGINE IGNITION COILS	NO	957,883	12,660,722
8511400000	INTERNAL COMBUSTION ENGINE STARTER MOTORS	NO	1	3,650
8511500000	INTERNAL COMBUSTION ENGINE GENERATORS,NESOI	NO	2,218	55,449
8511906020	PARTS FOR INTERNAL COMBUSTION ENGINE DSTBR POINTS	NO	1,200	120,250
8511908000	PARTS FOR ELECTRICAL APPARATUS USED ON IC ENGINES	X		10,588,514
8512100000	LIGHTING OR VISUAL SIGNALING EQUIPMENT FOR BICYCLE	X		396,564
8512202000	MOTOR VEHICLE LIGHTING EQUIPMENT	X		7,726
8512300030	RADAR DETECTORS OF A KIND USED IN MOTOR VEHICLES	NO	77	3,000
8512300050	ELECTRICAL SOUND SIGNALING EQUIPMENT FOR MTR VHL	X		420,400
8514100000	INDUSTRIAL, LABORATORY FURNACES, OVENS, RESISTANCE	NO	7	5,063
8514302000	FURNACES, OVENS FOR DIFFUSION, ETC.,SEMICONDUCTORS	NO	1	3,820
8514400000	OTHER INDUCTION OR DIELECTRIC HEATING EQUIPMENT	X		7,500
8514908000	PARTS NESOI,FOR IND, LAB FURNACES,OVENS,HEAT EQUIP	X		432,627
8515110000	SOLDERING IRONS AND GUNS, ELECTRIC	NO	8	33,089
8515190000	BRAZING OR SOLDERING MACHINES, NESOI	NO	11	17,181
8515210000	ELECTRIC WELDERS, RESISTANCE, FULL OR PART AUTOMAT	NO	2	2,723
8515800040	ULTRASONIC WELDING MACHINES	NO	6	110,103
8515800080	ELEC WELDING MACHINES,NESOI; METAL SPRAYING EQ	NO	1	15,419
8515902000	PARTS OF WELDING MACHINES AND APPARATUS	X		95,760
8516100080	ELECTRIC WATER HEATERS, NESOI, AND IMMERSION HEATE	NO	28	4,060
8516604000	ELECTRIC COOKING STOVES, RANGES AND OVENS	NO	11	5,371
8516710000	ELECTRIC COFFEE OR TEA MAKERS	NO	7	18,843
8516790000	OTHER ELECTROTHERMIC APPLIANCES, DOMESTIC	NO	8,179	235,412
8517110000	LINE TELEPHONE SETS WITH CORDLESS HANDSETS	NO	10,074	515,760
8517190000	VIDEOPHONES	NO	386	23,084
8517220000	TELEPRINTERS	NO	1	12,300
8517301500	CENTRAL OFFICE TELEPHONE SWITCHING SYSTEMS	NO	3	13,152
8517302000	PRIVATE BRANCH EXCHANGE TELEPHONE SWITCHING APRTS.	NO	10	25,000
8517303000	TELEGRAPHIC SWITCHING APPARATUS	NO	33	22,500
8517305000	TELEGRAPHIC SWITCHING APPARATUS	X		367,272
8517501000	MODEMS,OF A KIND USED WITH ADP EQP.IN HEADING 8471	NO	3,122,305	256,510,717
8517505000	TELEPHON APP,CARR-CURRENT LINE OR DIGITAL LINE SYS	X		428,892
8517509000	TELEGRAPHIC APPARATUS FOR DIGITAL LINE SYSTEMS	X		7,480
8517801010	TELEPHONIC INTERCOM SYSTEMS	NO	46	117,150
8517801020	TELEPHONIC APPARATUS, NESOI	X		914,071
8517902000	PARTS FOR TELEPHONIC SWITCHING APPARATUS	X		57,486
8517905000	PARTS,NESOI,FOR TELEPHONIC APPARATUS	X		33,331,892
8517909000	PARTS FOR TELEGRAPHIC APPARATUS	X		260,349
8518100000	MICROPHONES AND PARTS THEREOF	X		39,900
8518210000	SINGLE LOUDSPEAKERS, MOUNTED IN THEIR ENCLOSURES	NO	167,007	2,944,165
8518220000	MULTIPLE LOUDSPEAKERS,MOUNTED IN SAME ENCLOSURE	NO	51	43,300
8518290000	LOUDSPEAKERS, NESOI	NO	2,952	159,545
8518302000	OTHER HEADPHONES,EARPHONES, MICROPHONE/SPEAKER	NO	1	3,500
8518402000	AUDIO FREQUENCY ELECTRIC AMPLIFIERS, NESOI	NO	9,177	459,363
8518500000	ELECTRIC SOUND AMPLIFIER SETS	NO	532	45,000
8518901000	PARTS OF TELEPHONE HANDSETS AND REPEATERS	X		51,354
8518903000	PARTS OF MICROPHONES,LOUDSPEAKERS,AMPLIFIERS	X		18,065
8519290000	RECORD PLAYERS,NESOI	NO	1	3,500
8519938000	TAPE PLAYERS, CASSETTE TYPE, NESOI	NO	99	156,500
8519990030	CARTRIDGE TYPE TAPE PLAYERS	NO	549	33,412
8519990070	SOUND REPRODUCING APPARATUS,NESOI	NO	245	38,369
8520100000	DICTATING MACHINES REQUIRING EXTERNAL POWER SOURCE	NO	2	13,800
8520330000	TAPE RECORDER/REPRODUCERS, CASSETTE TYPE	NO	1	35,000
8520900040	OPTICAL DISK RECORDERS	NO	18	3,344
8520900080	OTHER MAGNETIC SOUND RECORDING OR REPRODUCING EQUI	NO	388	77,969
8521100000	VIDEO RECORDING OR REPRODUCING APP, MAGNETIC TAPE	NO	1	2,886
8521900000	VIDEO RECORDING OR REPRODUCING APP,EXC MAGNET TAPE	NO	1,236	1,029,704

TABLE - 4 SHIPMENTS OF MERCHANDISE FROM PUERTO RICO TO THE UNITED STATES, BY COMMODITY:
FISCAL YEAR 2003

COMM CODE	DESCRIPTION	UNIT	QUANTITY	VALUE - $
8523200000	UNRECORDED MAGNETIC DISCS	NO	30,148	13,838
8523900000	UNRECORDED MAGNETIC MEDIA, NESOI	X		818,556
8524100020	PHONOGRAPH RECORDS, 33-1/3 RPM STEREO, QUADRAPHONI	NO	1	3,000
8524100040	PHONOGRAPH RECORDS, NESOI	NO	2	7,000
8524310030	LASER DISCS,NOT FOR REPRODUCING SOUND/IMAGE,RETAIL	NO	350	2,831
8524310070	LASER DISCS,NOT FOR REPRODUCING SOUND/IMAGE, NESOI	NO	3,801	150,373
8524320000	LASER DISC FOR REPRODUCING SOUND ONLY	NO	508,745	7,130,203
8524398000	DISCS FOR LASER READING SYSTEMS, NESOI	NO	64,855	3,072,008
8524400000	MAGNET TAPES FR REPRODUCING OTHER THAN SOUND/IMAGE	NO	1,622	254,386
8524513040	SOUND RECORDINGS ON CASSETTE TAPES, WIDTH =< 4MM	NO	5,105	110,974
8524521040	VIDEO TAPE RECORDNG >4MM AND =<6.5MM, IN CASSETTES	NO	43,015	672,605
8524532000	OTHR MAGNET TAPE RECORDNG >6.5MM, EXCEPT VIDEO	NO	2,289	195,552
8524600000	RECORDED, CARDS INCORP. A MAGNETIC STRIPE	NO	2	18,000
8524910070	REC MEDIA,NESOI,NT FOR REPROD SND OR IMG,NT RETAIL	NO	1	6,000
8524990000	RECORDED MEDIA, NESOI	NO	134,067	3,073,961
8525102010	APPARATUS FOR RECEP OF TV SIGNALS BY TV SATELLITE	NO	1,515	195,150
8525102050	OTHER TRANSMISSION APPARATUS FOR TELEVISION	X		254,692
8525106010	RADIO TRANSMITTERS FOR CIVIL AIRCRAFT	NO	3	52,762
8525106090	RADIO TRANSMITTERS FOR FREQ EXCEEDING 1000 MHZ	NO	7	87,488
8525108040	COMMUNICATIONS TRANSMISSION APPARATUS,NESOI	X		165,437
8525201000	RADIO TRANSCEIVERS, CITIZENS BAND (CB) TYPE	NO	5	14,675
8525202000	RADIO TRANSCIEVERS, LOW POWER, 49.8 MHZ TO 49.90MH	NO	34	190,596
8525203030	RADIO TRANSCEIVERS, HAND-HELD, NESOI	NO	23	238,300
8525203040	RADIO TRANSCIEVERS, MARINE VHF-FM	NO	11	33,254
8525209020	RADIO TELEPHONES FOR INSTALLATION IN MOTOR VEHICLE	NO	1,014	157,250
8525209040	RADIO PHONES, NT MOTOR VHCL, PBLIC CELLULAR SRVCE	NO	12,128	1,010,578
8525209080	TRANSMISSION APPTS INCORPORATING RECEIVERS,NESOI	X		818,441
8525300020	TELEVISION CAMERAS, COLOR	NO	1	10,000
8525404000	DIGITAL STILL IMAGE VIDEO CAMERAS	NO	17,784	12,066,210
8525408020	8MM CAMCORDERS	NO	300	157,400
8525408050	CAMCORDERS EXCEPT 8MM	NO	32	7,226
8525408085	STILL VIDEO CAMERAS & OTHR VID CAM RECORDERS,NESOI	NO	6	105,500
8526100020	RADAR DESIGNED FOR BOAT OR SHIP INSTALLATION	NO	143	5,563,768
8526100070	RADAR APPARATUS NESOI	NO	2	50,000
8526910070	RADIO NAVIGATIONAL AID APPARATUS,NESOI	NO	2	80,000
8526920000	RADIO REMOTE CONTROL APPARATUS	X		65,912
8527132000	RADIOBRDCST RECEIV,BATTERY TPE, RADIO-TAPE RECORDR	NO	35	67,892
8527190000	RADIOBROADCAST RECEIVERS, BATTERY TYPE, NESOI	NO	1	50,000
8527210000	RADIOBROADCAST RECEIVERS FOR MOTOR VEHICLES W RCOS	NO	40	197,710
8527290000	RADIOBROADCAST RECEIVERS FOR MOTOR VEHICLES NESOI	NO	125	131,743
8527310000	RADIOBROADCAST RECEIVERS,NESOI,WITH SOUND RECORDER	NO	559	223,991
8527320000	RADIOBROADCAST RECEIVERS,NESOI,WITH CLOCK WO P & R	NO	15	70,000
8527390000	RADIOBROADCAST RECEIVERS,NESOI	NO	102	28,775
8528123000	RECEP APP FOR TV,COLOR,INC VIDEO RCRDNG/REPROD APP	NO	2	70,000
8528126040	RECEP APP FOR TV,COLOR,HAVNG A PICTURE TUBE > 52CM	NO	267	47,194
8528210000	VIDEO MONITORS, COLOR	NO	117	43,307
8528220000	VIDEO MONITORS, MONOCHROME	NO	42	25,000
8528305550	VIDEO PROJECTORS, COLOR	NO	256	253,537
8529102020	TELEVISION ANTENNAS, RECEIVING ONLY	NO	1	11,609
8529102050	TELEVISION ANTENNAS, NESOI	NO	177	122,454
8529104000	ANTENNAS & PARTS FOR RADAR, RADIO NAVIGATIONAL AID	X		19,400
8529903800	PARTS,NESOI,FOR TV APPARATUS, HEADINGS 8525-8528	X		150,758
8529904720	PARTS FOR RADAR APPARATUS	X		3,204
8529904760	PARTS FOR RADIO REMOTE CONTROL APPARATUS	X		26,800
8529905002	PARTS, NESOI, OF APPARATUS IN HEADINGS 8525 TO 852	X		349,987
8530100000	ELECTRICAL SIGNALING OR TRAFFIC CONTROL EQPT RAIL	X		731,659
8530800000	ELECTRICAL SIGNALING OR TRAFFIC CONTROL EQPT,NESOI	X		2,688,201
8530900000	PARTS FOR ELC SIGNALING, TRAFFIC, SAFETY EQUIPMNT	X		7,778,500
8531100015	SMOKE DETECTORS, BATTERY POWERED	NO	2	31,050
8531100025	SMOKE DETECTORS, NESOI	NO	1	10,000
8531100035	BURGLAR ALARMS, ELECTRIC	NO	3,625	481,508
8531100045	BURGLAR OR FIRE ALARMS AND SIMILAR APPARATUS,NESOI	NO	971	113,540
8531200020	INDICATOR PANALS INCORPORATING LCD'S	X		1,480,770
8531200040	INDICATOR PANELS INCORPORATING LED'S	X		98,809
8531800040	SOUND SIGNALING APPARATUS,NESOI	X		9,820
8531800050	OTHER SIGNALING DEVICES, ELECTRIC, NESOI	X		419,250
8531900002	PARTS,NESOI,OF ELEC SOUND OR VISUAL SIGNAL APPARAT	X		207,629,797
8532100000	FIXED CAPACITORS, 50-60 HZ, POWER, CPCTY =>.5 KVAR	NO	8	13,760

TABLE - 4 SHIPMENTS OF MERCHANDISE FROM PUERTO RICO TO THE UNITED STATES, BY COMMODITY:
FISCAL YEAR 2003

COMM CODE	DESCRIPTION	UNIT	QUANTITY	VALUE - $
8532210050	TANTALUM ELECTROLYTIC FIXED CAPACITORS,SMD	NO	29,417	35,166
8532210080	OTHER TANTALUM ELECTROLYTIC FIXED CAPACITORS, NESI	NO	1	4,674
8532220020	FIXED CAPACITORS, ALUMINUM ELECTROLYTIC =< 18 MM	NO	30,000	7,200
8532230040	FIXED CAPACITORS, CERAMIC, DIELECTRIC S L AXIAL LD	NO	52	1,079,004
8532230060	FIXED CAPACITORS, CERAMIC, DIELECTRIC S L RADIAL L	NO	1	4,336
8532240020	FIXED CAPACITORS, CERAMIC, DIELECTRIC MLTLYR CHIPS	NO	32,894,434	2,965,871
8532250070	FIXED CAPACITORS, PAPER, PLASTIC, NESOI, RADIAL LD	NO	1	3,552
8532290040	FIXED CAPACITORS, NESOI	NO	1	7,620
8533100020	FIXED CARBON RESISTORS SURFACE MOUNTED FILM, >2 TM	NO	15	63,074
8533100057	FIXED CARBON RESISTORS FILM, COMPOSITION, >2 LEADS	NO	2	3,727
8533290000	FIXED RESISTORS NESOI > 20 W POWER HDLG CPCY	NO	1	11,904
8533390040	WIREWOUND VARIABLE RESISTORS, DIMMERS	NO	1,944,147	34,303,965
8533400040	VARIABLE RESISTORS, NESOI, MOTOR STARTERS, CNL	NO	1,262,800	1,008,650
8534000020	PRINTED CIRCUITS OF PLASTIC/GLASS =>3 LAYERS, CNDT	NO	27,715	11,583,872
8534000040	PRINTED CIRCUITS OF PLASTIC/GLASS, NESOI	NO	1	5,000
8534000050	PRINTED CIRCUITS, PLASTIC IMPRG.,NOT FLEX,PPR.BASE	NO	1	6,404
8534000070	PRINTED CIRCUITS, PLASTIC IMPRG.,NOT FLEX, NESOI	NO	41	142,900
8534000080	PRINTED CIRCUITS, FLEXIBLE TYPE, NESOI	NO	210,744	550,559
8534000085	PRINTED CIRCUITS HAVING A CERAMIC BASE	NO	5	4,125
8534000095	PRINTED CIRCUITS, NESOI	NO	2,883	1,642,406
8535100020	FUSES IN CIRCUITS => 2300 V	NO	4	39,453
8535100040	FUSES NESOI > 1000 V	NO	397	83,102
8535210000	AUTOMATIC CIRCUIT BREAKERS > 1000 V BUT < 72.5 KV	NO	137,915	82,637,702
8535290020	AUTOMATIC CIRCUIT BREAKERS => 345 KV	NO	17	2,395,562
8535290040	AUTOMATIC CIRCUIT BREAKERS NESOI > 72.5 KV < 345 K	NO	1,061	596,531
8535400000	LIGHTNING ARRESTERS,VOLTAGE LIMITERS,SURGE SUPPRES	X		17,728,154
8535908020	TERMINALS, ELC SPLICES AND ELC COUPLINGS	NO	114	25,242
8535908040	ELECTRICAL CONNECTORS, NESOI > 1000 V	NO	19,950,442	6,158,011
8535908060	ELECT SWITCHING & CIRCUIT PROTECTION APPRTS, NESOI	NO	305,571	3,936,218
8536100020	FUSES =< 1000 V, GLASS CARTRIDGE	NO	18,873	101,785
8536100040	FUSES =< 1000 V, NESOI	NO	1,062,883	4,805,819
8536200020	AUTOMATIC CIRCUIT BREAKERS =< 1000 V, MOLDED CASE	NO	66,078,624	291,834,563
8536200040	AUTOMATIC CIRCUIT BREAKERS =< 1000 V, NESOI	NO	1,069,925	6,722,228
8536300000	OTHER APPARATUS FOR PROTECTING ELC CRTS =< 1000 V	X		1,079,347
8536410005	AUTOMOTIVE SIGNALING FLASHERS FOR VOLTAGE =< 60 V	NO	397	220,691
8536410020	ELCTMCHL RLYS =< 60 V, & CNTCTS < 10 A EXCPT ASF	NO	1	8,220
8536410030	RLYS (EXCPT ELCTMCHL & ASF) =< 60V, & CNTCTS < 10A	NO	3	10,000
8536410045	CONTACTORS, =<60 V, CNTCTS =>10 A, EXCPT ASF	NO	63	43,903
8536410060	RELAYS FOR PROTECTING ELECTRICAL CIRCUITS, =< 60 V	NO	1,073	710,078
8536490050	RELAYS > 60 V, & CONTACTS < 10 A ELCTMCHL	NO	8,024	9,603
8536490065	RELAYS > 60 V, CONTACTORS	NO	1,111	114,252
8536490075	RELAYS > 60 V, ELECTROMECHANICAL	NO	215	36,023
8536490080	RELAYS > 60 V, NESOI	NO	19	31,736
8536504000	MOTOR STARTERS	NO	964	2,002,464
8536507000	ELECTRNC AC SWTCH OPTICALLY COUPLD INPT/OUTPT CRCT	NO	2,222	36,750
8536509030	SWITCHES, PUSH-BUTTON, RATED AT NOT OVER 5 A	NO	74	182,242
8536509035	SWITCHES, PUSH-BUTTON, RATED AT OVER 5 A	NO	301	11,680
8536509040	SNAP ACTION SWITCHES,OTHER THAN LIMIT, <=1000 V	NO	91,372	256,007
8536509055	SWITCHES, LIMIT, NESOI, VOLTAGE NOT OVER 1000 V	NO	6,489,007	19,177,179
8536509065	OTHER SWITCHES, VOLTAGE NOT EXCEEDING 1000V, NESOI	NO	110	16,066
8536610000	LAMPHOLDERS	NO	28,897	2,127,144
8536694010	ELECTRICAL CONNECTORS, COAXIAL TYPE, <= 1,000 V	NO	4,397,123	7,537,447
8536694020	ELECTRICAL CONNECTORS, CYLINDRICAL, MULTICONTACT	NO	392	24,614
8536694040	ELECTRICAL CONNECTORS, PRNTED CRCT TYPE <=1,000 V	NO	10,972	175,040
8536695050	ELECTRICAL CONNECTORS, FOR VOLTAGE<=1,000 V, NESOI	X		7,470,260
8536904000	TERMINALS,ELECTR SPLICES & COUPLINGS,WAFER PROBERS	X		3,607,447
8536908030	ELECTRICAL JUNCTION BOXES NOT EXCEEDING 1,000 V	NO	1,108,198	5,370,094
8536908085	ELECT APPARATUS FOR SWTCH & PROTECT CIRCUITS NESOI	X		127,305,193
8537106000	MOTOR CONTROL CENTERS FOR A VOLTAGE NOT EXC. 1000V	NO	50	27,502
8537109020	SWITCHGEAR ASSEMBLIES AND SWITCHBOARDS =< 1000 V	NO	135,991	22,937,348
8537109050	ELECTRICAL PANEL & DISTRIBUTION BOARDS =< 1000 V	NO	2,860	6,697,851
8537109060	PROGRAMABLE CONTROLLERS	NO	3,296	76,414,092
8537109070	ELECT APPARATUS EQP WITH APTS FRM HD 8535&36,NESOI	NO	5,308	2,238,922
8537200020	SWITCHGEAR & SWITCHBOARD ASSEMBLIES > 1000 V	NO	5	816,236
8538100000	BOARDS, PANELS, CONSOLES ETC OF 8537 LESS APTS	X		808,837
8538907020	PARTS OF AUTO CIR BREAKERS FOR HEAD 8535/8536/8537	X		84,040,792
8538907040	ELECTRICAL METAL CONTACTS FOR HEAD 8535,8536,8537	X		24,531
8538907060	PARTS NESOI OF SWITCHGEAR, FOR HD 8535, 8536, 8537	X		175,117

TABLE - 4 SHIPMENTS OF MERCHANDISE FROM PUERTO RICO TO THE UNITED STATES, BY COMMODITY:
FISCAL YEAR 2003

COMM CODE	DESCRIPTION	UNIT	QUANTITY	VALUE - $
8538907080	PRTS SUITBL FOR USE W/APTS IN 8535,8536,8537,NESOI	X		27,154,838
8539100020	SEALED BEAM LAMP UNITS < 15.24 CM	NO	2,101	15,517
8539100040	SEALED BEAM LAMP UNITS =>15.24 CM	NO	8	5,183
8539214040	TUNGSTEN HALOGEN FILAMENT LAMPS > 100 V, & < 500 W	NO	8	11,118
8539228050	FILAMENT LAMPS =< 150 W BUT > 100 V, NESOI INCL SD	NO	30,682	44,987
8539310000	DISCHARGE LAMPS, (EX ULTRAVIOLET), FLUORESCENT	NO	6	57,876
8539490040	ULTRAVIOLET LAMPS	NO	10	2,900
8539900000	PARTS FOR ELECTRIC FILAMENT OR DISCHARGE LAMPS	X		653,651
8540110080	CATHODE-RAY TELEVISION TUBES VIDEO DGNL > 67 CM	NO	4	8,000
8540204000	TV CAM TUBE,IMAGE CONVERT & INTENSIFIERS	NO	5	60,000
8540890040	TUBES, NESOI, DIODE, TRIODE, AND TETRODE TYPES	NO	1	4,770
8540890080	OTHER THERMIONIC, COLD CATHODE OR PHOTOCATHODE TB	NO	2,160	13,716
8540912000	CATHODE-RAY TUBE DEFLECTION COILS	X		3,624
8540914000	PARTS, NESOI, FOR CATHODE RAY TUBES	X		13,335
8540990000	PARTS, NESOI, FOR ELECTRON TUBES	X		955,852
8541100040	CHIPS, DICE, WAFERS F DIODES EXC PHOTOSENSITIVE	NO	2,100	21,000
8541100070	SEMICONDUCTOR DIODES NOT PHOTOSENSITVE =< 0.5 A	NO	100,710	8,786
8541100080	SEMICONDUCTOR DIODES NOT PHOTOSENSITVE > 0.5 A	NO	7	34,375
8541290080	TRANSISTORS OTHER THAN PHOTOSENSITIVE => 1 W	NO	16,749	16,316
8541300040	CHIPS,WAFERS F THYRISTORS, DIAC & TRIAC,EXC PHOTO	NO	126,013	213,995
8541402000	PHOTOSENSITIVE SEMICONDUCTOR DEVICES, LED'S	NO	1,900	21,142
8541406020	SOLAR CELLS IN MODULES OR PANELS	NO	4	129,168
8541406050	PHOTOSENSITIVE DIODES,NESOI	NO	2	19,482
8541408000	OPTICAL COUPLED ISOLATORS	NO	182	19,122
8541500080	SEMICONDUCTOR DEVICES, NESOI	NO	1	8,932
8541600060	MOUNTED PIEZOELECTRIC CRYSTALS, QUARTZ, > 20 MHZ	NO	2,143	115,624
8541900000	PARTS FOR DIODES, TRANSISTORS & SMLR SEMICONDUCTRS	X		71,553
8542100000	CARDS INCORP. ELEC. INTEGRATED CRCT (SMART CARDS)	NO	14	16,541
8542214000	MNLTHC INTGRD CRCTS,DGTL,HIDEF TV,GT 100000 GATES	NO	8	12,000
8542218005	UN,CHPS,DCE,WFRS DGTL MNLTHC INTGRT CRTS,SLCN	NO	203	14,385
8542218028	MONOLITHIC INTEGRATD CRCT DRAM GT 1 MEGABIT	NO	1,228,717	8,655,673
8542218038	MONOLITHIC INTEGRATD CRCT SRAM GT 256 KILOBITS	NO	30,538	95,613
8542218048	MONOLITHC INTEG CIRCUIT, DIGITL,(EEPROM),ELEC ERAS	NO	1,110	22,686
8542218060	MONOLITHIC INTEGRAT CIRCUIT DIGITL, SI, MEM,NESOI	NO	177,256	809,625
8542218079	MICROPROCESSORS, DGTL, SLCN,GE 32 BIT BUS	NO	92,594	68,497,022
8542218088	MONOLITHIC INTEGRAT CIRCUITS DIGITL, NT MEM,NESOI	NO	20,962	926,569
8542290010	CHPS,DCE,WFRS MONOLITHC INTEGRAT CIRCUIT,EXEP DIGL	NO	648	156,414
8542290040	MONLTHIC IC,FRQ LT 100 MHZ,MIX SIG,NT LOGIC,NESOI	NO	2,600	16,238
8542290050	MONOLITHIC IC,NT DIG,FRQ LT 100 MHZ,NESOI	NO	6,139	7,978
8542600075	HYBRID INTEGRATED CIRCUITS,WITH FREQUENCY GE 30MHZ	NO	620	7,750
8542700000	ELECTRONIC MICROASSEMBLIES	NO	1	3,000
8542900000	ELECTRONIC INTEGRATED CIRCUITS AND MCRSSMBLS PARTS	X		21,666,245
8543200000	SIGNAL GENERATORS	NO	1	11,450
8543300000	ELECTROPLATING, ELECTROPHORESIS AND ELECTROLYSIS M	X		6,200
8543892000	PHYSICAL VAPOR DEPOSITION (PVD) APPARATUS, NESOI	NO	3	24,000
8543894000	ELECTRIC SYNCHROS & TRANSDUCERS,FLIGHT DATA RECORD	X		59,414
8543896000	ARTCLE DESIGNED FOR CONNECTION TO TELEGRP OR TELPH	X		53,350
8543899690	ELECTRICAL MACHINES AND APPARATUS,NESOI	X		3,410
8543909500	PARTS,NESOI,FOR ELECTRICAL MACHINES,NESOI	X		35,535
8544110020	INSULATED WINDING WIRE, COPPER,33AWG(.18 MM)&FINER	KG	8,027	32,582
8544110050	OTHER INSULATED WINDING WIRE MADE OF COPPER	KG	8,477	30,945
8544190000	INSULATED WINDING WIRE, NESOI	KG	276,665	2,689,767
8544200000	INSULATED COAXIAL CABLE AND COAXIAL ELECTRICAL CDT	KG	8,512	53,598
8544300000	INSULATED WIRING SETS FOR VEHICLES SHIPS AIRCRAFT	X		3,375
8544410000	INSULATED ELECTRIC CONDUCTORS =< 80 V WITH CNTRS	X		20,730
8544490000	INSULATED ELECTRIC CONDUCTORS =< 80 V NESOI	KG	146,879	1,260,566
8544510000	ELECTRICAL CONDUCTORS > 80 BUT =< 1000V W CNCTRS	X		217,619
8544592040	INSULATED ELECTRIC CONDUCTORS > 600 V OF COPPER	KG	9,530	37,424
8544592080	INSULATED ELECTRIC CONDUCTORS NESOI OF COPPER	KG	25,423	97,282
8544594000	INSULATED ELECTRIC CONDUCTORS >80 BUT =<1000 NESOI	KG	5,061	23,523
8544604000	INSULATED ELECTRIC CONDUCTORS > 1000 V, NESOI, CU	KG	4,141	12,480
8544700000	INSULATED OPTICAL FIBER CABLES WITH INDVULY SH FBR	FBM	260,438	130,216
8545190000	CARBON ELECTRODES,NESOI	KG	1,741	342,565
8547200000	INSULATING FITTINGS FOR MACHINES MADE OF PLASTIC	NO	389	30,383
8547900030	ELECTRICAL CONDUIT LINED WITH INSULATION, JNTS THD	KG	341	7,910
8547900040	ELECTRICAL CONDUIT LINED WITH INSULATION, JS NESOI	KG	90	60,000
8548100540	SPENT LEAD-ACID STRGE BATTERIES FOR RECVRY OF LEAD	NO	43,549	219,804
8548101500	SPENT PRIMARY CELLS, BATTR, ELEC STRGE BATTR,NESOI	KG	10,034	53,275

TABLE - 4 SHIPMENTS OF MERCHANDISE FROM PUERTO RICO TO THE UNITED STATES, BY COMMODITY:
FISCAL YEAR 2003

COMM CODE	DESCRIPTION	UNIT	QUANTITY	VALUE - $
8548103500	PRIMARY CELL/BATTERY WASTE,NOT FR RECOVERY OF LEAD	KG	93,478	456,853
8548900000	ELECTRICAL PARTS OF MACHINERY NESOI IN CHAPTER 85	X		12,895,698
	VEHICLES,AIRCRAFT,VESSELS AND ASSOCIATED TRANSPORT EQUIPMENT.....	TOTAL		130,027,395
	RAILWAY OR TRAMWAY LOCOMOTIVES, ROLLING STOCK AND PARTS THEREOF; RAILWAY OR TRAMWAY TRACK FIXTURES AND FITTINGS AND PARTS THEREOF; MECHANICAL(INCLUDING ELECTROMECHANICAL) TRAFFIC SIGNALING EQUIPMENT OF ALL KINDS.....	TOTAL		442,848
8601100000	RAIL LOCOS POWERED FROM EXTERNAL SOURCE ELECTRICIY	NO	1	150,000
8602900000	OTHER RAIL LOCOMOTIVES, NESOI; LOCOMOTIVE TENDERS	NO	2	150,000
8607110000	TRUCK ASSMBLS FOR SELF-PROPELLED RAILWAY VEHICLES	X		14,980
8607211000	AIR BRAKES & PARTS FOR VEHICLS OF HDG 8605 OR 8606	X		30,065
8607215000	AIR BRAKES & PARTS FOR RAILWAY VEHICLES, NESOI	X		22,424
8607295000	OTHER BRAKES & PARTS FOR RAILWAY VEHICLES, NESOI	X		3,860
8607305000	HOOKS + BUFFERS (NOT FOR HDG 8605 OR 8606), NESOI	X		5,050
8607910000	OTHER PARTS OF LOCOMOTIVES, NESOI	X		3,300
8607995000	PARTS,NESOI, OF RAILWAY ROLLING STOCK, NESOI	X		42,038
8608000000	RAILWY TRK FIXTRS; MECH SIGNLNG, SAFTY, ETC; PARTS	X		21,131
	VEHICLES,OTHER THAN RAILWAY OR TRAMWAY ROLLING STOCK,AND PARTS AND ACCESSORIES THEREOF.....	TOTAL		55,331,365
8701300090	TRACK-LAYING TRACTORS,USED,OTHR THN 8709	NO	1	27,500
8701901090	TRCTS,AGRL USE, USED, EXC TRACK-LAYING TYPE	NO	2	25,000
8703105060	VEH FOR TRANSPORT OF PERSONS,EXC SNOW & GOLF CARTS	NO	1	133,670
8703220000	PASS MTR VEH,SPARK IGN ENG, >1000CC BUT =<1500CC	NO	2	13,000
8703230020	VEHICLES,NESOI,NEW,ENG EXC 1,500,EXC 3,000CC<=4CYL	NO	4	31,714
8703230060	VEHICLES,NESOI,NEW,ENG EXC >1500<=3000CC,>4<= 6CYL	NO	12	887,493
8703230090	VEHICLES,NESOI,USED,ENG EXC 1500,NOT EXC 3000 CC	NO	693	10,583,850
8703240010	AMBULANCES, HEARSES, PRISON VANS, NEW, > 3000 CC	NO	1	20,497
8703240050	PASS VEH,SPARK IGN, NESOI, NEW, > 3000 CC,&<=4 CYL	NO	2	38,000
8703240090	PASS MTR VEH, SPARK IGN, OVER 3000 CC, USED	NO	833	8,345,486
8703320010	PASS VEH, DIESEL ENG, OV 1500 BT NT OV 2500 CC,NEW	NO	8	80,000
8703320050	PASS VEH,DIESEL ENG, OV 1500 BT NT OV 2500 CC,USED	NO	4,992	30,468,747
8703330085	PASS MTR VEH, DIESEL ENG, OVER 2500 CC, USED	NO	1	25,397
8703900000	PASSENGER MOTOR VEHICLES, NESOI	NO	12	258,798
8704310020	TRUCK, SPRK IGN ENG, GVW =< 2.5 METRIC TONS	NO	1	28,000
8704320020	TRUCK, SPRK IGN ENG, GVW >9 BUT =<12 METRIC TONS	NO	1	54,000
8704320050	TRUCK, SPRK IGN ENG, GVW EXCEEDING 20 METRIC TONS	NO	8	206,020
8704900000	TRUCKS, NESOI	NO	5	659,451
8705100050	MOBILE CRANES, NESOI	NO	1	225,000
8705900000	SPECIAL PURPOSE VEHICLES, NESOI	NO	6	1,649,220
8706001520	PASSNGR AUTO CHASSIS FITTED WITH ENG HEAD 8703	NO	56	201,200
8707100020	BODIES FOR PASSENGER AUTOS OF HEADING 8703	NO	6	84,800
8707100040	BODIES FOR VEHILES, NESOI, OF HEADING 8703	NO	1	5,000
8708100010	STAMPINGS OF BUMPERS AND PARTS, HEAD 8701 TO 8705	X		87,911
8708100050	BUMPERS AND PARTS, NESOI, OF HEADINGS 8701 TO 8705	X		4,195
8708295070	PTS AND ACCESSORIES,NESOI,OF BODIES HDG 8701,8705	X		63,066
8708390000	BRAKES AND SERVO-BRAKES,PARTS, OF 8701,8705	X		88,396
8708406000	GEAR BOXES FOR VEHICLES,NESOI,OF 8701 TO 8705	X		10,000
8708500050	DRIVE AXLES WITH DIFFERNTL FOR VEHICLES,NESOI	X		18,202
8708600050	NON-DRIVING AXLES AND PARTS FOR VEHICLES,NESOI	X		9,464
8708915000	RADIATORS FOR VEHICLES, NESOI	NO	1,310	14,452
8708935000	CLUTCHES AND PARTS FOR VEHICLES, NESOI	X		24,784
8708990010	PARTS AND ACCESSORIES NESOI,FOR TRACTORS NESOI	X		6,860
8708998075	PARTS AND ACESSORIES FOR VHCLS 8701 TO 8705, NESOI	X		84,517
8709110030	WORKS TRUCKS,ELEC, OPERATOR RIDING W/O LIFT EQUIP	NO	5	120,000
8709190060	WORKS TRUCKS,EXC ELEC,EXC OP RIDE,W/O LIFT EQP	NO	1	20,000
8709900000	PARTS FOR WORKS TRUCKS W/O LIFT EQUIP	KG	12,601	2,773
8711100000	MOTOCYCLES (INCL MOPEDS),PIST,ENG,CYL,NOT,EXC 50CC	NO	38	114,565
8711200000	MOTORCYCLES (INCLUDING MOPEDS),CYCL,EXC50CC,NT250C	NO	9	100,000

TABLE - 4 SHIPMENTS OF MERCHANDISE FROM PUERTO RICO TO THE UNITED STATES, BY COMMODITY:
FISCAL YEAR 2003

COMM CODE	DESCRIPTION	UNIT	QUANTITY	VALUE - $
8711300000	MOTORCYCLES (INCLUDING MOPEDS),CYCL,EXC250CC,NT500	NO	2	13,601
8711400000	MOTORCYCLES,CYCL,EXC500,NT800CC	NO	1	15,000
8711900000	MOTORCYCLES (INCLUDING MOPEDS), NESOI	NO	2	30,500
8712001070	BICYCLES HAVING BOTH WHEELS <= 63.25 CM DIAMETER	NO	3	12,000
8713100000	INVALID CARRIAGES, NOT MECHANICALLY PROPELLED	NO	807	284,391
8714910000	FRAMES AND FORKS, AND PRTS OF HEAD 8711 TO 8713	KG	19	3,500
8716100030	TRAILERS AND SEMI-TRAILERS FOR HOUSING LES 10.6M	NO	2	9,000
8716390090	TRAILERS AND SEMI-TRAILERS, NESOI, TRANPRT GOODS	NO	1	40,000
8716400000	TRAILERS AND SEMI-TRAILERS, NESOI	NO	1	55,000
8716805070	VEHICLES NOT MECHANICALLY PROPELLED, NESOI	NO	6	39,000
8716900000	PARTS,NESOI,OF TRAILERS,SEMI-TRAILERS;VEH NESOI	KG	1,338	8,345
	AIRCRAFT,SPACECRAFT,AND PARTS THEREOF.....	TOTAL		73,128,519
8801900000	BALLOONS, DIRIGIBLES & OTHER NON-POWERED AIRCRAFT	X		5,525
8803100010	PRPELLRS & ROTORS & PRTS THEREOF FOR CIVIL AIRCRFT	KG	5,268	186,632
8803100050	PROPLLRS & ROTORS & PRTS THEREOF FOR MLTARY AIRCFT	KG	85	10,000
8803200010	UNDERCARRIAGES & PARTS FOR USE IN CIVIL AIRCRAFT	KG	22,779	2,777,932
8803200050	UNDERCARRIAGES & PARTS THEREOF FOR MILITRY AIRCRFT	KG	603	50,000
8803300010	OTHER PARTS,NESOI,OF CIVIL AIRPLANES/HELICOPTERS	KG	8,388	4,597,291
8803903000	PARTS OF COMMUNICATIONS SATELLITES	KG	316	1,934,893
8803909010	OTH PRTS,NESOI,FOR CIVIL AIRCRFT,&NON-POWRD AIRCFT	KG	805,320	63,516,246
8805210000	AIR COMBAT SIMULATORS AND PARTS THEREOF	NO	845	50,000
	SHIPS,BOATS AND FLOATING STRUCTURES.....	TOTAL		1,124,663
8903910025	SAILBOATS, WITH AUXI,MOTR,NT EX 9.2M, LENGTH	NO	599	305,240
8903910035	SAILBOATS, WITH AUX, MOTR, EXC. 9.2M IN LENGTH	NO	3	405,262
8903910085	SAILBOATS WITHOUT AUX MOTOR > 9.2M (30 FEET) NESOI	NO	1	30,100
8903920075	INBOARD POWERED MOTORBOATS,EXCED 8M,LENGTH	NO	3	53,884
8903992000	OUTBOARD MOTORBOATS	NO	1	18,000
8903999000	YACHTS & OTH VESSELS FOR PLEASURE OR SPORTS, NESOI	NO	2	185,000
8907100000	INFLATABLE RAFTS	NO	151	3,587
8907900060	TANKS	X		75,090
8907900090	FLOATING STRUCTURES NESOI	X		48,500
	OPTICAL,PHOTOGRAPHIC,CINEMATOGRAPHIC, MEASURING,CHECKING,PRECISION,MEDICAL OR SURGICAL INSTRUMENTS AND APPARATUS; CLOCKS AND WATCHES; MUSICAL INSTRUMENTS; PARTS AND ACCESSORIES THEREOF.....	TOTAL		2,390,492,051
	OPTICAL,PHOTOGRAPHIC,CINEMATOGRAPHIC, MEASURING,CHECKING,PRECISION,MEDICAL OR SURGICAL INSTRUMENTS AND APPARATUS; PARTS AND ACCESSORIES THEREOF.....	TOTAL		2,384,813,470
9001100000	OPTICAL FIBERS, OPTICAL FIBER BUNDLES AND CABLES E	FBM	29,108	772,172
9001300000	CONTACT LENSES	PRS	11,917,906	43,984,419
9001500000	SPECTACLE LENSES OF OTHER MATERIALS, UNMOUNTED	PRS	3,379,711	13,581,300
9001901000	LENSES, PRISMS, AND MIRRORS, UNMOUNTED, NESOI	X		50,000
9001907000	OPTICAL ELEMENTS OF ANY MATERIAL, UNMOUNTED, NESOI	X		143,722
9002114000	LENSES AND PARTS FOR PROJECTION	NO	3	6,500
9002116000	MOUNTED LENSES FOR CLOSED-CIRCUIT TV CAMERAS	NO	132	28,200
9002204000	FILTERS AND PARTS FOR PHOTOGRAPHIC USE	X		4,000
9002208000	FILTERS AND PARTS EXCEPT PHOTOGRAPHIC	X		394,881
9003190000	FRAMES AND MOUNTINGS OF OTHER MATERIALS	DOZ	170	39,896
9003900000	PARTS FOR FRAMES AND MOUNTINGS, SPECTACLES, ETC	X		12,368
9004100000	SUNGLASSES	DOZ	5	28,168
9005100020	PRISM BINOCULARS FOR USE WITH INFRARED LIGHT	NO	1	4,105
9005100080	BINOCULARS, NESOI	NO	3	20,915
9005804040	OPTICAL TELESCOPES, NESOI	NO	7	19,172
9005900000	BINOCULARS, OTHER OPTICAL TELESCOPES PARTS	X		2,877
9006200000	CAMERAS USED FOR RECORDING DOCUMENTS ON MICROFILM	NO	1	3,000
9006300000	CAMERAS FOR UNDERWATER, AERIAL SURVEY, MEDICAL ETC	NO	21	73,410
9006520000	PHOTO CAMERAS FOR ROLL FILM OF A WIDTH LESS 35 MM	NO	7	2,530
9006530000	PHOTO CAMERAS FOR ROLL FILM OF A WIDTH OF 35 MM	NO	9,800	97,902

TABLE - 4 SHIPMENTS OF MERCHANDISE FROM PUERTO RICO TO THE UNITED STATES, BY COMMODITY:
FISCAL YEAR 2003

COMM CODE	DESCRIPTION	UNIT	QUANTITY	VALUE - $
9006590000	PHOTOGRAPHIC (OTHER THAN CINEMATOGRAPHIC) CAMERAS,	NO	16	199,106
9006910000	PARTS AND ACCESSORIES FOR PHOTOGRAPHIC CAMERAS	X		208,140
9007110000	CINEMA CAMERAS FOR FILM < 16MM WIDTH,DOUBLE 8MM FL	NO	4,718	695,672
9007190080	OTHER CINEMATOGRAPHIC CAMERAS, OVER 16 MM	NO	10	8,000
9007208050	PROJECTORS FOR FILM OVER 16 MM IN WIDTH	NO	3	7,000
9008100000	SLIDE PROJECTORS	NO	1	5,000
9008900000	PTS, OF IMAGE PROJECTOR,ENLARGER&REDUCER EXC CINEM	X		40,000
9009120000	ELECTROSTATIC PHOTOCOPYING IMAGE, INDIRECT PROCESS	NO	8	136,600
9009210000	PHOTOCOPYING APPARATUS HAVING AN OPTICAL SYSTEM	NO	52	360,000
9009220000	OTHER PHOTOCOPYING APPARATUS OF THE CONTACT TYPE	NO	6	180,000
9009990000	PARTS & ACCESS OF PHOTOCOP/THERMOCOP APPART, NESOI	X		11,705
9010100000	APPARATUS & EQUIP, AUTOMATIC DEVELOPING PHOTO FILM	X		173,409
9010503000	EDITORS, COMBINATION EDITOR-SPLICERS FOR FILM	X		3,000
9010600000	PROJECTION SCREENS	NO	7	8,126
9010900000	PTS & ACCESS OF APPRT & EQUIP FOR PHOTO/CINEMA LAB	X		73,340,042
9011100000	STEREOSCOPIC MICROSCOPES	NO	9	13,500
9011200000	MICROSCOPES, FOR MICROPHOTOGRAPHY&CINEMA ETC,NESOI	NO	14	80,000
9011800000	OTHER COMPOUND OPTICAL MICROSCOPES, NESOI	NO	1	7,500
9011900000	PTS & ACCESSORIES FOR COMPOUND OPTICAL MICROSCOPES	X		31,283
9012100000	MICROSCOPES, EXC OPTICAL; DIFFRACTION APPARATUS	X		13,566
9013200000	LASERS, OTHER THAN LASER DIODES	NO	5	19,800
9013800000	OPTICAL DEVICES, APPLIANCES AND INSTRUMENTS, NESOI	X		100,672
9013900000	PTS OF LIQ CRYSTAL DEVICE, LASER&OTH OPTICAL,NESOI	X		3,200
9014208040	INSTRUMENTS & APPLIANCES FOR USE IN CIVIL AIRCRAFT	NO	22,957	1,230,009
9014208080	INST & APPLN, AERONAUTICAL/SPACE NAVIGATION, NESOI	NO	1	2,825
9014802000	NAVIGATIONAL SHIP' LOGS & DEPTH-SOUNDING APPARATUS	NO	1	8,000
9014806000	NAVIGATIONAL INSTRUMENTS & APPLIANCES, NESOI	NO	2	54,469
9015100000	RANGEFINDERS	NO	1	4,141
9015400000	PHOTOGRAMMETRICAL SURVEYING INSTRUMENTS & APPLNCES	X		3,435,949
9015806000	SEISMOGRAPHS	NO	21	48,545
9015808040	GEOPHYSICAL INSTRUMENTS AND APPLIANCES, NESOI	X		5,300
9015900000	PARTS AND ACCESSORIES FOR SURVEYING	X		330,885
9016000000	BALACES, SENSITIVITY >=5 CG, W OR W/O WGT, & PTS	X		57,745
9017205000	PATTERN GENERATING APP DESIGNED TO PRODUCE MASKS	NO	1	16,000
9017208040	HAND-OPERATED INPUT DEVICES, DIGITIZERS	NO	571	1,542,833
9017208060	DRAWING, MARKING-OUT/MATH CALCULATING INST, NESOI	X		38,145
9017308000	GAUGES FOR MEASURING LENGTH	X		7,293,387
9017800000	OTHER INSTRUMENTS FOR MEASURING LENGTH, NESOI	X		2,515,596
9017900010	PTS & ACCESS OF ARTICLES OF SCHD B SUBHDG 901710	X		222,934
9017900060	PTS & ACCESS, MEAS LGTH FOR USE IN HAND, NESOI	X		1,346,631
9018110080	PARTS AND ACCESSORIES FOR ELECTROCARDIOGRAPHS	X		34,326,931
9018120000	ULTRASONIC SCANNING APPARATUS	NO	1	40,000
9018194000	APPARATUS, FUNCTIONAL EXPLORATORY EXAMINATION& PTS	X		100,517
9018195500	PATIENT MONITORING SYSTEMS	X		168,376
9018197500	PRINTED CIRC ASSEMB, PARAMETER ACQUISTION MODULES	X		192,442
9018199550	ELECTRO-DIAGNOSTIC APPARATUS, NESOI	X		190,058
9018199560	PTS & ACCESSORIES FOR ELECTRO-DIAGNOSTIC APPARATUS	X		38,696
9018200000	ULTRAVIOLET OR INFRARED RAY APPARATUS, & PTS & ACC	X		400,809
9018310040	HYPODERMIC SYRINGES, WITH OR WITHOUT THEIR NEEDLES	NO	444,660	428,445
9018310080	SYRINGES, WITH OR WITHOUT THEIR NEEDLES, NESOI	NO	5,839,368	5,951,085
9018310090	PTS FOR SYRINGS, WITH OR WITHOUT THEIR NEEDLES	X		55,052,086
9018320000	TUBULAR METAL NEEDLES & NEEDLES FOR SUTURES &PARTS	X		524,438
9018390030	BOUGIES, CATHETERS, DRAINS & SONDES & PTS & ACCESS	X		57,802,253
9018390050	CANNULAE AND THE LIKE AND PART AND ACCESSORIES	X		216,738,109
9018410000	DENTAL DRILL ENGINES AND PARTS AND ACCESSORIES	X		370,385
9018490000	INST & APPLN FOR DENTAL SCIENCE, & PTS & ACC,NESOI	X		25,000
9018500000	OTHER OPHTHALMIC INSTRUMENTS & APPLIANCES & PARTS	X		14,470,015
9018901500	OPTICAL INSTRUMENTS AND APPLIANCES & PARTS, NESOI	X		124,227
9018903000	ANESTHETIC INSTRUMENTS AND APPLIANCES AND PARTS	X		55,459,674
9018905000	SPHYGMOMANOMETERS, TENSIMETERS ETC, PTS & ACCESS	X		108,484
9018906000	ELECTRO-SURGICAL INSTRUMENTS & APPLIANCES & PARTS	X		40,351,830
9018907020	DIALYSIS INSTRUMENTS AND APPARATUS	X		64,702
9018907070	PTS & ACCESSORIES OF DIALYSIS INST & APPARATUS	X		1,457,479
9018907080	ELECTRO-MEDICAL INST & APPLIANCES & PARTS, NESOI	X		7,216,776
9018908000	INST & APPLIANCES FOR MEDICAL,SURGICAL, ETC,NESOI	X		1,204,060,897
9019105000	PSYCHOLOGICAL APTITUDE-TESTING APPARATUS & PARTS	X		3,156
9019200000	OZONE,OXYGEN,ETC THERAPY, RESPIRATION APPARATUS,PT	X		184,229
9020004000	UNDERWATER BREATHING DEVICES CARRIED ON PERSON	X		15,000

TABLE - 4 SHIPMENTS OF MERCHANDISE FROM PUERTO RICO TO THE UNITED STATES, BY COMMODITY:
FISCAL YEAR 2003

COMM CODE	DESCRIPTION	UNIT	QUANTITY	VALUE - $
9020008000	BREATHING APPLN & GAS MASK, & PARTS & ACCESS,NESOI	X		95,843
9021100050	BONE PLATES,SCREWS&NAILS,&OTH INTERNAL, FIX DEVICE	X		59,870,906
9021100090	ORTHOPEDIC OR FRACTURE APPLIANCES & PTS, NESOI	X		4,585,688
9021214000	ARTIFICAL TEETH OF PLASTIC & PTS AND ACCESSORIES	X		513,250
9021290000	DENTAL FITTINGS AND PARTS AND ACCESSORIES	X		113,451
9021310000	ARTIFICIAL JOINTS AND PARTS AND ACCESSORIES	X		14,883,840
9021390000	OTH ARTIFICAL PTS OF THE BODY & PTS & ACCESSORIES	X		17,083,211
9021400000	HEARING AIDS, EXCLUDING PARTS AND ACCESSORIES	NO	3	17,700
9021500000	PACEMAKERS FOR STIMULATING HEART MUSCLES, EXC PTS	NO	94,918	317,286,291
9021900000	APPLIANCES WORN,CARRIED,IMPLANTED IN BODY&PT,NESOI	X		63,332,082
9022120000	COMPUTED TOMOGRAPHY APPARATUS	X		3,000
9022140000	APPTS BASE ON X-RAY, MEDICAL,SURGICAL,VETNRY,NESOI	X		21,368
9022190000	APPARATUS BASE ON X-RAY FOR OTH USE,EX MEDICAL,ETC	X		3,529
9022210000	APPTS BASE ON ALPHA,BETA,ETC RADIATION,MEDICAL,ETC	X		259,229
9022300000	X-RAY TUBES	NO	13	123,570
9022902000	HIGH TENSION GENERATORS,DESKS,CHAIR,ETC	X		20,000
9022904000	PARTS AND ACCESSORIES OF X-RAY TUBES	X		46,000
9022908000	PARTS,USE ALPHA,BETA/GAMMA RADIATIONS, ETC, NESOI	X		28,778
9023000000	INST, APPTS&MODELS,FOR DEMONSTRATIONAL USE& PARTS	X		119,251
9024100000	MACHINES AND APPLIANCES FOR TESTING METALS	X		305,592
9024800000	MACHINE&APPLIANCE,TEST HARDNESS,STRENGTH,ETC,NESOI	X		1,580,037
9024900000	PTS, MACHINE & APPLN, TEST HARDNESS/STRENGTH, ETC	X		1,195,835
9025114000	THERMOMETERS LIQUID-FILLED, DIRECT READING, NESOI	NO	1	4,000
9025198080	THERMOMETERS, NT COMBINED WITH OTH INST, NESOI	NO	4	3,600
9025805050	HYDROMETERS, HYGROMETERS,PSYCHYROMETERS,ETC,NESOI	NO	1,043	13,749
9025900000	PTS, HYDROMETERS,THEROMETERS,PYROMETERS, ETC	X		7,875
9026107000	INST & APPRTS, MEAS/CHECK FLOW/LEVEL OF LIQ, NESOI	NO	37,045	284,167
9026200000	INST & APPRTS, MEASURING/CHECKING PRESSURE	NO	387,590	10,836,367
9026800000	INST MEASURE/CHECKING VARIABLE OF LIQ/GASES, NESOI	NO	538	30,985
9026900000	PTS, INST & APPRTS MEASURE/CHECK VARIABLES LIQ/GAS	X		1,481,977
9027100000	GAS OR SMOKE ANALYSIS APPARATUS	X		139,072
9027202000	GAS CHROMATOGRAPHS	NO	1	3,700
9027206050	LIQUID CHROMATOGRAPHS	NO	9	68,650
9027209000	CHROMATOGRAPHS & ELECTROPHORESIS INST, NESOI	NO	30	119,000
9027304040	SPECTROPHOTOMETERS USING OPTICAL RAD NONELECTRICAL	NO	24	151,201
9027304080	ELEC SPECTROMETERS & SPECTROGRAPHS ETC., OPT RADTN	NO	3	77,425
9027308080	SPECTROMETERS & SPECTROGRAPH,OPT RAD,NONELEC,NESOI	NO	1	4,000
9027505000	OTH CHEM ANALYSIS INSTRUMENTS & APPARATUS, NESOI	NO	8	31,421
9027509000	INST,PHYSICAL/CHEM ANALYSIS OPT RADIATION,NESOI	NO	1	6,000
9027801000	NUCLEAR MAGNETIC RESONANCES INST EXC HEADING 9018	NO	5	22,000
9027802000	MASS SPECTROMETERS	NO	2	4,875
9027803200	CHEMICAL INSTRUMENTS AND APPARATUS, NESOI	NO	63	74,598
9027803500	PHYS ANALYSIS INST, EXC OPTICAL RADIATIONS, NESOI	NO	19	93,550
9027808000	INST, MEASURING/CHECKING VISCOSITY ETC, NESOI	NO	462	307,605
9027902000	MICROTOMES	NO	26	80,000
9027908950	PTS & ACCESS OF INST & APPTS FOR PHYSICAL/CHEM ETC	X		220,662
9028100000	GAS METERS	NO	42	5,170
9028200000	LIQUID METERS	NO	872	57,722
9028900080	PTS &ACCESSORIES,GAS,LIQUID OR PRODUCTION METERS	X		214,199
9029100000	REVOLUTION COUNTERS, PRODUCTION COUNTERS, ETC	X		76,407
9029900000	PTS FOR REVOLUTION COUNTERS, ODOMETER, ETC	X		639,519
9030100000	INST FOR MEASURING/DETECTING IONIZING RADIATIONS	NO	1	10,000
9030200000	CATHODE-RAY OSCILLOSCOPES&CATHODE-RAY OSCILLOGRAPH	NO	1	15,000
9030310000	MULTIMETERS	NO	35	60,000
9030390040	APPARATUS TO TEST VOLTAGE OR CURRENT OR RESISTANCE	X		483,361
9030390080	INST&APPTS FOR MEASURING/CHECKING POWER, NESOI	X		546,106
9030400000	OTH INST, SPECIALLY DESIGNED FOR TELECOMMUNICATION	X		450,659
9030820000	INST TO CHECK SEMICONDUCT WAFERS &SUCH THAT RECORD	NO	5,394	5,663,577
9030830000	INST & APP WITH RECORDING DEVICE, NESOI	X		68,248
9030890000	INST,MEASURING/CHECKING ELECTRICAL QUANTITIE,NESOI	X		6,903,217
9030904000	PARTS FOR ARTICLES OF SUBHEADING 9030.10	X		12,000
9030908030	PTS & ACCESS OF ARTCL OF SCHB SUBHDG 9030.39	X		185,450
9030908050	PARTS AND ACCESS OF ARTI OF SUBHDG 9030.82 OR .83	X		183,308
9030908060	PTS & ACCESS OF ARTICLES OF SCHB SUBHDG 9030,NESOI	X		10,950
9031100000	MACHINES FOR BALANCING MECHANICAL PARTS	X		36,956
9031200000	TEST BENCHES	X		3,257
9031300000	PROFILE PROJECTORS	X		20,000
9031494000	OPTICAL INST FOR COODINATE-MEASURING MACHINES	X		4,975

TABLE - 4 SHIPMENTS OF MERCHANDISE FROM PUERTO RICO TO THE UNITED STATES, BY COMMODITY:
FISCAL YEAR 2003

COMM CODE	DESCRIPTION	UNIT	QUANTITY	VALUE - $
9031498000	OPTICAL INSTRUMENTS AND APPLIANCES NESOI	X		139,865
9031808070	EQUIP, TESTING EXC ELEC CHARACTERISTICS OF ENGINES	X		8,000
9031808080	MEASURE/CHECK INST,APPLN&MACHINES,NESOI IN CHAP 90	X		129,650
9031900000	PTS, OF MACH NESOI IN THIS CHAP,& PROFILE PROJECTR	X		556,175
9032100000	THERMOSTATS	NO	25,826	17,099,722
9032810040	HYDRAULIC/PNEUMATIC INDUSTRIAL PROCESS CONTRL INST	NO	8	16,500
9032893000	AUTOMATIC VOLTAGE AND VOLTAGE-CURRENT REGULATORS	X		10,221
9032896020	CONTROL INST,AIR CONDITIONING,HEATING SYSTEMS ETC	X		773,625
9032896050	PROCESS CONTROL INST&APPTS,PRESSURE DRAFT CONTROL	NO	3,694	398,430
9032896075	OTHER PROCESS CONTROL INST & APPARATUS, NESOI	X		230,416
9032900000	PTS, AUTOM REGULATING/CONTROLLING INST & APPRTS	X		5,268,399
9033000000	PTS, NESOI FOR MACHINES,APPLN,INST/APPTS OF CHAP90	X		43,105
	CLOCKS AND WATCHES AND PARTS THEREOF.....	TOTAL		5,514,839
9101290000	WRIST WATCHE, NT BATTERY, PRECIOUS METAL W/O AUTOM	NO	3	4,875
9101990000	OTH WATCH, PRCS METAL, NT BATTERY, EXC WRIST WATCH	NO	2,860	74,632
9102120000	WRIST WATCH,BATTRY POWERED,OPTO-ELEC DISP,BASE MTL	NO	6,000	51,000
9104000000	INST PANEL CLK & CLK SIMLR,FOR VEHICLE,AIRCRFT,ETC	NO	146,974	3,720,615
9105190000	ALARM CLOCKS, NOT BATTERY OR AC POWERED	NO	80,000	100,000
9106100000	TIME REGISTERS; TIME-RECORDERS	NO	47,426	864,585
9109190000	CLK MOVEMNTS, COMPL & ASSEM, ELEC OPER, EXC ALARM	NO	8,520	55,249
9110110000	COMPLETE MOVEMENTS OF WATCHES,UNASSEM/PTLY ASSEMBL	NO	4	3,528
9113200000	WATCH BANDS, ETC, OF BASE METAL WHETHER/NT GLD/SLV	X		331,817
9113900000	PARTS FOR WATCH STRAPS, BANDS, AND BRACELETS,NESOI	X		308,538
	MUSICAL INSTRUMENTS; PARTS AND ACCESSORIES OF SUCH ARTICLES.....	TOTAL		163,742
9202906000	STRING MUSICAL INSTRUMENTS, NESOI	NO	29	11,800
9205901000	WOODWIND INSTRUMENTS, NESOI	NO	240	2,600
9205906000	WIND INSTRUMENTS, NESOI	NO	430	22,600
9207100080	KEYBOARD INSTRUMENTS, OTHER THAN ACCORDIANS, NESOI	NO	1	5,995
9207900040	FRETTED STRINGED INSTRUMENTS	NO	2	3,000
9207900080	MUSICAL INSTRUMENTS, ELECTRICALLY AMPLIFIED, NESOI	NO	568	81,646
9209300000	PARTS AND ACCESSORIES FOR STRING MUSICAL INSTRMNTS	NO	1,828	25,250
9209990000	PTS & ACCESSORIES FOR EX. CARDS, DISCS, ETC, NESOI	X		10,851
	ARMS AND AMMUNITION;PARTS AND ACCESSORIES THEREOF.....	TOTAL		240,700
	ARMS AND AMMUNITION;PARTS AND ACCESSORIES THEREOF.....	TOTAL		240,700
9302000000	REVOLVERS & PISTOLS, EXC OF HEADING 9303 OR 9304	NO	24	3,500
9303908000	FIREARMS & SIMILAR DEVICES, NESOI	NO	3,372	157,200
9305210000	SHOTGUN BARRELS OF HEADING 9303	NO	1	30,000
9305913030	PARTS AND ACC OF MIL WEAPONS HEADING 9301, NESOI	X		50,000
	MISCELLANEOUS MANUFACTURED ARTICLES.....	TOTAL		79,230,488
	FURNITURE;BEDDING,MATTRESSES,MATTRESS SUPPORTS,CUSHIONS AND SIMILAR STUFFED FURNISHINGS;LAMPS AND LIGHTING FITTINGS, NOT ELSEWHERE SPECIFIED OR INCLUDED; ILLUMINATED SIGNS, ILLUMINATED NAME-PLATES AND THE LIKE,PREFABRICATED BUILDINGS.....	TOTAL		54,262,851
9401200000	SEATS OF A KIND USED FOR MOTOR VEHICLES	NO	451	13,500
9401613000	UPHOLSTERED CHAIRS WITH WOODEN FRAMES	NO	1,925	36,000
9401616000	SEATS WITH WOODEN FRAMES, UPHOLSTERED, NESOI	NO	70	3,000
9401693000	CHAIRS, EXCEPT UPHOLSTERED WITH WOODEN FRAMES	NO	113	12,526
9401790000	SEATS WITH METAL FRAMES, EXCEPT UPHOLSTERED	NO	1	3,480
9402900010	HOSPITAL FURNITURE	X		126,152
9402900020	MEDICAL SURGICAL DENTAL/VETERNARY FURNITURE, NESOI	X		11,385
9403100040	METAL FURNITURE OF A KIND USED IN OFFICE, NESOI	X		9,291,875
9403200010	METAL FURNITURE OF A KIND USED IN HOUSEHOLD	X		71,500

TABLE - 4 SHIPMENTS OF MERCHANDISE FROM PUERTO RICO TO THE UNITED STATES, BY COMMODITY:
FISCAL YEAR 2003

COMM CODE	DESCRIPTION	UNIT	QUANTITY	VALUE - $
9403200020	METAL FURNITURE COUNTERS, LOCKERS ETC, EXC OFFICE	X		2,111,601
9403200030	METAL FURNITURE AND PARTS, NESOI	X		142,177
9403409060	WOODEN CABINET, FOR USE IN THE KITCHEN	X		10,000
9403600000	WOODEN FURNITURE, NESOI	X		1,661,812
9403700000	FURNITURE OF PLASTICS	X		670,156
9403800000	FURNITURE OF CANE, BAMBOO OR SIMLR MATERIAL, NESOI	X		532,052
9403905500	PTS, OF FURNITURE RUB/PLASTIC FOR MOTOR VEHICLES	X		6,000
9403907000	FURNITURE PARTS OF WOOD	X		46,078
9403909000	PARTS OF FURNITURE NESOI	X		30,780
9404300000	SLEEPING BAGS	NO	18	6,751
9404904000	PILLOWS, CUSHIONS, AND SIMILAR FURNISHING	X		10,282
9404907000	MATTRESS SUPPORTS COTTON NOT HAVING EMBROIDERY ETC	X		7,526
9405103000	CHANDELIERS, ELEC CEILING/WALL LGHT, EXC HOUSEHOLD	NO	630,046	32,614,848
9405203000	ELEC TABLE, DESK, BEDSIDE/FLOOR LAMP EXC HOUSEHOLD	NO	61,921	1,117,075
9405400000	ELECTRIC LAMPS AND LIGHTING FITTINGS, NESOI	NO	12,842	272,065
9405910000	PARTS OF GLASS FOR LAMPS AND LIGHTING FITTINGS	X		145,000
9405990000	PARTS FOR LAMPS AND LIGHTING FITTINGS, NESOI	X		5,309,230
	TOYS,GAMES AND SPORTS EQUIPMENT; PARTS AND ACCESSORIES THEREOF.....	TOTAL		1,998,833
9501005000	WHEELED TOYS TO BE RIDDEN BY CHILDREN & PARTS	X		118,650
9503200000	REDUCED-SIZE (SCALE) MODEL ASSEMBLY KITS	X		4,000
9503300000	CONSTRUCTION SETS & CONSTRUCTIONAL TOY & PTS,NESOI	X		93,540
9503490000	TOYS ANMLS OR NON HMN CRTURES NT STFFD AND PRTS	X		815,757
9503500000	TOY MUSICAL INSTRUMENTS & APPTS & PTS & ACCESSORIE	X		13,000
9503700000	TOYS, PUT UP IN SETS OR OUTFITS & PTS & ACC, NESOI	NO	300	6,000
9503900000	TOYS AND MODELS NESOI AND PARTS NESOI	X		46,656
9504300010	VIDEO GAMES, COIN-OR TOKEN-OPERATED	X		132,000
9504300050	GAMES, COIN-OR TOKEN-OPERATED, NESOI	X		32,500
9504904000	GAMES MACHINES, EXC COIN-OR TOKEN-OPERATED, PTS	X		10,000
9504906000	CHESS,CHECKER,PARCHEESI,DART & OTH GAM PLYD ON BRD	X		93,857
9504909040	BOWLING BALLS	NO	1,689	235,400
9504909060	BOWLING EQUIPMENT AND PARTS AND ACCESSORIES	X		3,000
9505104010	AFTIFICIAL CHRISTMAS TREES, OF PLASTIC	NO	1	10,000
9506190000	OTH SNOW-SKI EQUIPMENT; PTS & ACCESSORIES, NESOI	X		217,485
9506210000	SAILBOARDS AND PARTS AND ACCESSORIES THEREOF	X		31,646
9506290040	SURF BOARD & OTH WATER-SPORT EQUIP, PTS ETC, NESOI	X		20,992
9506310000	GOLF CLUBS, COMPLETE	NO	37	25,800
9506695000	BALLS, EXC GOLF BALLS & TABLE-TENNIS BALLS, NESOI	X		17,000
9506707000	ICE SKATES, INCL SKATING BOOTS W SKATE ATTACH & PT	X		20,000
9506997000	ARTICLES & EQUIP FOR GYMNASTICS, NESOI	X		11,750
9507305000	FISHING REELS	NO	987	15,000
9507308000	FISHING REELS PARTS AND ACCESSORIES	X		3,300
9508900000	MERRY-GO-ROUNDS, OTH FAIRGROUND AMUSEMENTS, NESOI	X		21,500
	MISCELLANEOUS MANUFACTURED ARTICLES.....	TOTAL		22,968,804
9601100000	WORKED IVORY AND ARTICLES OF IVORY	X		52,561
9602001040	UNFILLED GELATIN CAPSULES	THS	97,493	196,065
9603100000	BROOMS & BRUSHES, OF TWIGS/OTH VEG MAT BOUND	DOZ	14,310	1,053,065
9603210000	TOOTH BRUSHES	NO	71,004,366	19,688,048
9606100000	PRESS-FASTENERS, SNAP-FASTNERS & PRESS-STUDS& PTS	X		43,200
9606300000	BUTTONS MOLDS & OTHER PARTS OF BUTTONS; BUTTON BLA	X		12,665
9608100000	BALL POINT PENS	GRS	2,000	7,000
9611000000	DATE SEALING OR NUMBERING STAMPS,ETC FOR HAND OPER	X		2,853
9612109000	TYPEWRITER OR SIMILAR RIBBONS, NESOI	DOZ	251	6,192
9613801090	LIGHTERS, NESOI	NO	7,386	39,372
9614202000	PIPES AND PIPE BOWLS, NESOI	NO	3,251	13,000
9616200000	POWDER PUFFS & PADS TO APPLY COSMETICS,TOILET PREP	KG	210,123	1,854,783
	WORK OF ART,COLLECTORS PIECES AND ANTIQUES.....	TOTAL		6,055,724
	WORK OF ART,COLLECTORS PIECES AND ANTIQUES.....	TOTAL		6,055,724

TABLE - 4 SHIPMENTS OF MERCHANDISE FROM PUERTO RICO TO THE UNITED STATES, BY COMMODITY:
FISCAL YEAR 2003

COMM CODE	DESCRIPTION	UNIT	QUANTITY	VALUE - $
9701100000	PAINTINGS, DRAWING AND PASTELS EXC OF HEADING 4906	X		5,886,738
9701900000	PAINTINGS, DRAWING AND PASTELS, NESOI	X		118,236
9703000000	ORIGINAL SCULPTURES AND STATUARY, IN ANY MATERIAL	X		35,000
9706000000	ANTIQUES OF AN AGE EXCEEDING ONE HUNDRED YEARS	X		15,750
	SPECIAL CLASSIFICATION PROVISIONS.....	TOTAL		335,428,392
	SPECIAL CLASSIFICATION PROVISIONS.....	TOTAL		335,428,392
9801100000	VALUE OF REPAIR/ALTER ARTICLES PREVIOUS IMPORTED	X		22,322,134
9802100000	COMMINGLED FOOD PRODUCTS, DONATED, RELIEF/CHARITY	X		3,079
9802200000	MEDICINAL & PHARMACEUTICAL PRODUCTS, DONATED	X		25,827,046
9802300000	ALL WEARING APPAREL, DONATED FOR RELIEF/CHARITY	X		3,672,003
9803100000	MILITARY WEARING APPAREL OF ALL TYPES & MATERIALS	X		25,661,177
9803200000	MILITARY EQUIPMENTS NOT IDENTIFIED BY KIND	X		87,304
9809005000	SHIPMENTS UNDER $20,001, NOT IDENTIFIED BY KIND	X		579,713
9880004000	LOW VALUE ESTIMATE, EXCLUDING CANADA	X		257,275,936

TABLE - 5 EXPORTS FROM PUERTO RICO TO FOREIGN COUNTRIES,
BY COMMODITY AND COUNTRY OF DESTINATION
FISCAL YEAR 2003

COMM CODE	DESCRIPTION AND COUNTRY	UNIT	QUANTITY	VALUE - $
		TOTAL		7,456,250,738
	LIVE ANIMALS;ANIMAL PRODUCTS	TOTAL		603,930
	LIVE ANIMALS	TOTAL		92,500
0101100000	PUREBRED BREEDING HORSES AND ASSES, LIVE	NO	9	44,000
	BRITISH VIRGIN ISLANDS		1	16,000
	COLOMBIA		1	10,000
	DOMINICAN REPUBLIC		7	18,000
0101901000	HORSES, LIVE, EXCEPT PUREBRED BREEDING	NO	16	44,500
	DOMINICAN REPUBLIC		12	37,000
	SAINT KITTS AND NEVIS		4	7,500
0106900000	ANIMALS, LIVE, NESOI	X		4,000
	DOMINICAN REPUBLIC			4,000
	MEAT AND EDIBLE MEAT OFFAL	TOTAL	115,789	233,050
0201100090	CARCASSES/HALF-CARCASSES BOVINE ANMLS NESOI FR/CHL	KG	200	3,030
	NETHERLAND ANTIL. EXC ARUBA		200	3,030
0202303550	MEAT BOVINE ANIMALS BONELESS, PROCESSED, FROZEN	KG	20,726	72,000
	COSTA RICA		20,726	72,000
0202306000	MEAT BOVINE ANIMALS BONELESS EXCEPT PROCESSED FRZN	KG	71,274	102,000
	COSTA RICA		52,027	77,000
	JAMAICA		19,247	25,000
0203192000	MEAT OF SWINE, NESOI, PROCESSED, FRESH OR CHILLED	KG	477	3,334
	BRITISH VIRGIN ISLANDS		477	3,334
0208900002	MEAT & EDIBLE MEAT OFFAL NESOI, FRESH, CHLD, FROZN	KG	23,112	52,686
	DOMINICAN REPUBLIC		23,112	52,686
	FISH AND CRUSTACEANS, MOLLUSCS AND OTHER AQUATIC INVERTEBRATES	TOTAL	68,281	185,678
0303740000	MACKEREL EXCEPT FILLETS, LIVERS AND ROES, FROZEN	KG	20,240	36,354
	DOMINICAN REPUBLIC		20,240	36,354
0303796090	FROZEN FISH EXCL FILLETS, LIVERS, ROES, NESOI	KG	10,745	30,437
	PANAMA		10,745	30,437
0304104061	TILAPIA FILLETS, ETC EXCEPT STEAKS, FRESH OR CHLD	KG	17,976	42,095
	DOMINICAN REPUBLIC		17,976	42,095
0304105000	FISH FILLETS ETC EXCEPT STEAKS, NESOI, FRESH, CHLD	KG	125	3,821
	BRITISH VIRGIN ISLANDS		125	3,821
0305690000	FISH NESOI,SALTED NOT DRIED OR SMOKED; IN BRINE	KG	19,195	72,971
	ICELAND		19,195	72,971
	DAIRY PRODUCE;BIRDS EGGS;NATURAL HONEY EDIBLE PRODUCTS OF ANIMAL ORIGIN, NOT ELSEWHERE SPECIFIED OR INCLUDED	TOTAL		92,702
0401200000	MILK/CREAM NT CNCTRD/SWT, FAT CONTENT OV 1% NOV-6%	L	20,781	28,438
	BRITISH VIRGIN ISLANDS		20,781	28,438
0402210000	MLK/CREAM CNCTRD NT SWTN PWD/OTH SOLIDS OV 1.5% FA	KG	5,697	7,397
	TRINIDAD AND TOBAGO		5,697	7,397
0405900000	FATS AND OILS DERIVED FROM MILK, NESOI	KG	1,110	8,750
	NETHERLAND ANTIL. EXC ARUBA		1,110	8,750
0407000020	BIRDS' EGGS, IN SHELL, FOR HATCHING	DOZ	1,066	44,772
	TRINIDAD AND TOBAGO		1,066	44,772
0409000025	HONEY, NATURAL, PACKAGED FOR RETAIL SALE	KG	429	3,345
	ARUBA		429	3,345
	VEGETABLES PRODUCTS	TOTAL		19,989,613
	LIVE TREES AND OTHER PLANTS; BULBS, ROOTS AND THE LIKE; CUT FLOWERS AND ORNAMENTAL FOLIAGE	TOTAL	2,142	16,112
0602100000	UNROOTED CUTTINGS AND SLIPS OF PLANTS, NESOI	NO	1,941	11,112
	BRITISH VIRGIN ISLANDS		1,106	7,147
	SAINT KITTS AND NEVIS		835	3,965

TABLE - 5 EXPORTS FROM PUERTO RICO TO FOREIGN COUNTRIES,
BY COMMODITY AND COUNTRY OF DESTINATION
FISCAL YEAR 2003

COMM CODE	DESCRIPTION AND COUNTRY	UNIT	QUANTITY	VALUE - $
0602200000	TREES, SHRUBS, BUSHES WHICH BEAR EDIBLE FRUIT/NUTS	NO	201	5,000
	NETHERLAND ANTIL. EXC ARUBA		201	5,000
	EDIBLE VEGETABLES AND			
	CERTAIN ROOTS AND TUBERS	TOTAL	6,083,701	11,246,923
0702000050	TOMATOES, FRESH OR CHILLED, NESOI	KG	3,473,037	8,037,430
	BELGIUM		1,714,200	3,974,860
	DOMINICA		108,264	251,100
	DOMINICAN REPUBLIC		22,015	51,060
	FRANCE		65,967	153,000
	MONTSERRAT		41,986	97,380
	NETHERLANDS		1,176,719	2,724,530
	UNITED KINGDOM OF GT BRITAIN		343,886	785,500
0708200000	BEANS (VIGNA SPP., PHASEOLUS SPP.) FRESH OR CHILLD	KG	15,253	12,718
	NETHERLAND ANTIL. EXC ARUBA		15,253	12,718
0710100000	POTATOES UNCOOKD/COOKED BY BOILING IN WATER, FROZN	KG	1,123	3,364
	SAINT LUCIA		1,123	3,364
0710800050	VEGETABLES, NESOI RAW/COOKED BY BOILING, FROZEN	KG	1,273,350	1,577,038
	GEORGIA		49,314	30,000
	NETHERLAND ANTIL. EXC ARUBA		1,224,036	1,547,038
0710900000	VEGETABLES MIXTURES, RAW/COOKED BY BOILING, FROZEN	KG	15,866	19,098
	NETHERLAND ANTIL. EXC ARUBA		15,866	19,098
0712904040	GARLIC, DRIED, EXCEPT POWDER OR FLOUR	KG	6,071	6,825
	CHINA,PEOPLE'S REP.(MAINLAND)		6,071	6,825
0712908550	SWEET CORN SEEDS OF A KIND USED FOR SOWING, DRIED	KG	12,321	20,775
	NETHERLAND ANTIL. EXC ARUBA		12,321	20,775
0712909002	VEGETABLES NESOI & MIXTURES OF VEGETABLES DRIED ET	KG	1,217,484	1,516,325
	GUADELOUPE		53,360	159,000
	NETHERLAND ANTIL. EXC ARUBA		1,164,124	1,357,325
0713322000	SMALL RED (ADZUKI) BEANS, EXCEPT SEED DRD, SHELLED	KG	48,284	24,154
	NETHERLAND ANTIL. EXC ARUBA		48,284	24,154
0713395090	BEANS, NESOI, EXCEPT SEED, DRIED, SHELLED	KG	7,020	6,876
	NETHERLAND ANTIL. EXC ARUBA		7,020	6,876
0714202000	SWEET POTATOES, FRESH OR DRIED, WHETHER/NT PELLETS	KG	13,892	22,320
	NETHERLAND ANTIL. EXC ARUBA		13,892	22,320
	EDIBLE FRUITS AND NUTS;			
	PEEL OF CITRUS FRUITS OR MELONS	TOTAL	4,109,187	4,192,770
0801190000	COCONUTS, OTHER THAN DESSICATED	KG	1,684	3,651
	ARUBA		1,684	3,651
0804500000	GUAVAS, MANGOES AND MANGOSTEENS, FRESH OR DRIED	KG	3,507,987	3,683,683
	DOMINICAN REPUBLIC		46,362	102,120
	NETHERLANDS		745,586	755,736
	SPAIN		391,792	405,072
	UNITED KINGDOM OF GT BRITAIN		2,324,247	2,420,755
0811909000	FRUIT & NUTS UNCOOKED/COOKED BY WATER W/N SW NESOI	KG	12,112	23,191
	CHILE		12,112	23,191
0814000000	PEEL, CITRUS OR MELON, FRSH/FRZN/DRIED/PROVSL PRES	KG	587,404	482,245
	NETHERLANDS		571,504	467,545
	SWITZERLAND		15,900	14,700
	COFFEE, TEA, MATE AND SPICES	TOTAL	52,717	883,678
0901110000	COFFEE, NOT ROASTED, NOT DECAFFEINATED	KG	42,692	442,387
	GERMANY		544	5,150
	ITALY		11,372	125,925
	JAPAN		11,340	125,000
	SPAIN		2,246	25,000
	UNITED KINGDOM OF GT BRITAIN		17,190	161,312
0901210000	COFFEE, ROASTED, NOT DECAFFEINATED	KG	5,443	66,000
	SPAIN		2,721	30,000
	UNITED KINGDOM OF GT BRITAIN		2,722	36,000
0904200000	FRUITS OF GENUS CAPSICUM OR PIMENTA, DRD/CRSH/GRND	KG	1,890	37,800
	BARBADOS		1,890	37,800
0905000000	VANILLA BEANS	KG	1,715	334,398

TABLE - 5 EXPORTS FROM PUERTO RICO TO FOREIGN COUNTRIES,
BY COMMODITY AND COUNTRY OF DESTINATION
FISCAL YEAR 2003

COMM CODE	DESCRIPTION AND COUNTRY	UNIT	QUANTITY	VALUE - $
	GERMANY		1,715	334,398
0910990000	SPICES, NESOI	KG	977	3,093
	NETHERLAND ANTIL. EXC ARUBA		977	3,093
	CEREALS	TOTAL		1,930,178
1005902030	YELLOW DENT CORN (MAIZE), U. S. NO. 2 EXCEPT SEED	T	15,430	1,676,751
	CHINA (TAIWAN)		15,430	1,676,751
1006301020	RICE, SEMI OR WHOLLY MILLED, PARBOILED, LONG GRAIN	KG	957	3,630
	DOMINICAN REPUBLIC		957	3,630
1006301040	RICE, SEMI/WHOLLY MILLED, PARBOILD NESOI INC MXTRS	KG	21,218	8,980
	NETHERLAND ANTIL. EXC ARUBA		21,218	8,980
1006309010	RICE, SEMI/WHOLLY MILLED, NESOI, LONG GRAIN	KG	495,927	212,198
	BRITISH VIRGIN ISLANDS		3,961	3,234
	GUADELOUPE		7,186	2,513
	JAMAICA		18,280	9,651
	NETHERLAND ANTIL. EXC ARUBA		466,500	196,800
1006309020	RICE, SEMI/WHOLLY MILLED, NESOI, MEDIUM GRAIN	KG	64,704	28,619
	NETHERLAND ANTIL. EXC ARUBA		64,704	28,619
	PRODUCTS OF THE MILLING INDUSTRY; MALT; STARCHES; INULIN; WHEAT GLUTEN	TOTAL	2,522,106	1,123,284
1101000000	WHEAT OR MESLIN FLOUR	KG	2,280,962	1,039,473
	ANGUILLA		47,197	21,352
	ARUBA		1,763,061	828,821
	BRITISH VIRGIN ISLANDS		21,584	9,639
	DOMINICAN REPUBLIC		100,304	22,905
	GUADELOUPE		44,618	20,330
	NAMIBIA		38,306	17,476
	NETHERLAND ANTIL. EXC ARUBA		265,892	118,950
1102200000	CORN (MAIZE) FLOUR	KG	241,144	83,811
	DOMINICAN REPUBLIC		21,602	5,296
	GUADELOUPE		13,575	5,130
	NAMIBIA		21,367	8,600
	NETHERLAND ANTIL. EXC ARUBA		10,832	5,660
	TRINIDAD AND TOBAGO		173,768	59,125
	LAC; GUMS, RESINS AND OTHER VEGETABLE SAPS AND EXTRACT	TOTAL	117,896	592,072
1301900000	NATURAL GUMS, GUM RESINS, RESINS AND BALSAMS NESOI	KG	84,170	95,054
	BARBADOS		414	3,332
	DOMINICAN REPUBLIC		22,227	23,179
	HONDURAS		1,730	7,200
	PANAMA		59,799	61,343
1302190000	VEGETABLE SAPS AND EXTRACTS, NESOI	KG	31,900	491,524
	BARBADOS		15,681	486,161
	DOMINICAN REPUBLIC		16,219	5,363
1302200000	PECTIC SUBSTANCES, PECTINATES AND PECTATES	KG	1,826	5,494
	BARBADOS		1,826	5,494
	VEGETABLE PLAITING MATERIALS; VEGETABLE PRODUCTS NOT ELSEWHERE SPECIFIED OR INCLUDED	TOTAL	682	4,596
1404200000	COTTON LINTERS	KG	682	4,596
	ARUBA		682	4,596
	ANIMAL OR VEGETABLE FATS AND OILS AND THEIR CLEAVAGE PRODUCTS; PREPARED EDIBLE FATS;ANIMAL OR VEGETABLE WAXES	TOTAL	582,799	612,077
	ANIMAL OR VEGETABLE FATS AND OILS AND THEIR CLEAVAGE PRODUCTS; PREPARED EDIBLE FATS; ANIMAL OR VEGETABLE WAXES	TOTAL	582,799	612,077

TABLE - 5 EXPORTS FROM PUERTO RICO TO FOREIGN COUNTRIES,
BY COMMODITY AND COUNTRY OF DESTINATION
FISCAL YEAR 2003

COMM CODE	DESCRIPTION AND COUNTRY	UNIT	QUANTITY	VALUE - $
1501000060	YELLOW GREASE	KG	42,202	20,000
	DOMINICAN REPUBLIC		42,202	20,000
1509104000	OLIVE OIL,VIRGIN, N/CHEM MODIFD, IN CONT 18KG/OVER	KG	1,167	6,546
	ARUBA		1,167	6,546
1509902000	OLIVE OIL, REFINED, N/CHEM MODIFD, IN CONT <18 KG	KG	500	2,550
	ARUBA		500	2,550
1509904000	OLIVE OIL,REFINED, N/CHEM MODIFD,IN CONT 18KG/OVER	KG	111,210	58,800
	ANTIGUA AND BARBUDA		111,210	58,800
1513190000	COCONUT (COPRA) OIL, REFINED, NT CHEMCLLY MODIFIED	KG	16,799	31,164
	COSTA RICA		16,799	31,164
1515210000	CORN (MAIZE) OIL, CRUDE, NOT CHEMICALLY MODIFIED	KG	34,286	25,000
	DOMINICAN REPUBLIC		34,286	25,000
1515290020	CORN (MAIZE) OIL, ONCE-REFINED, NT CHEM MODIFIED	KG	149,857	185,447
	ARUBA		8,777	13,023
	DOMINICAN REPUBLIC		92,311	124,170
	NETHERLAND ANTIL. EXC ARUBA		48,769	48,254
1515290040	CORN (MAIZE) OIL, FULLY REFINED, NT CHEM MODIFIED	KG	96,774	125,175
	DOMINICAN REPUBLIC		96,774	125,175
1515908000	FIXED VEGETABLE FATS/OILS,NESOI, NOT CHEM MODIFIED	KG	19,250	23,400
	PANAMA		19,250	23,400
1516200000	VEGETABLE FATS & OILS/FRACTIONS HYDROGENATED ETC	KG	50,016	60,548
	ARUBA		7,920	9,645
	HONDURAS		39,191	47,340
	NETHERLAND ANTIL. EXC ARUBA		2,905	3,563
1517100000	MARGARINE, EXCLUDING LIQUID MARGARINE	KG	2,497	3,867
	SAINT KITTS AND NEVIS		2,497	3,867
1517903020	SALAD & COOKING OILS, EDBL ARTFL MXTRS (1501-1515)	KG	58,241	69,580
	HONDURAS		39,190	48,280
	PANAMA		19,051	21,300
	PREPARED FOODSTUFFS; BEVERAGES, SPIRITS AND VINEGAR; TOBACCO AND MANUFACTURED TOBACCO SUBSTITUTES	TOTAL		204,119,840
	PREPARATIONS OF MEAT, OF FISH, OR OF CRUSTACEANS, MOLLUSCS OR OTHER AQUATIC INVERTEBRATES	TOTAL	263,960	1,071,708
1601000010	SAUSAGES & SIMILAR PRDTS, OF POULTY, OF CHICKEN	KG	3,222	8,375
	DOMINICAN REPUBLIC		1,742	3,950
	NETHERLAND ANTIL. EXC ARUBA		1,480	4,425
1601000090	SAUSAGES & SIMILAR PRDTS, OTHER THAN POULTRY, OTHR	KG	5,847	26,099
	ANGUILLA		5,847	26,099
1602509500	MEAT OR MEAT OFFAL OF BOVINE ANMLS NESOI PREP/PRES	KG	60,029	106,782
	BRAZIL		60,029	106,782
1604130000	SARDINES/SARDINELLA/BRISLING NOT MINCED, PREP/PRES	KG	250	4,225
	NETHERLAND ANTIL. EXC ARUBA		250	4,225
1604140000	TUNAS/SKIPJACK/ATLANTIC BONITO NT MINCED PREP/PRES	KG	6,326	20,576
	BRITISH VIRGIN ISLANDS		1,044	3,156
	TRINIDAD AND TOBAGO		5,282	17,420
1605201040	SHRIMPS AND PRAWNS, CANNED	KG	188,286	905,651
	DOMINICAN REPUBLIC		188,286	905,651
	SUGARS AND SUGAR CONFECTIONARY	TOTAL	749,200	1,897,979
1701913020	CANE/BT SUG REF SOLID, FLV/CLR EXC BEV BASE RETAIL	KG	4,816	11,988
	BRITISH VIRGIN ISLANDS		4,816	11,988
1702190000	LACTOSE IN SOLID FORM AND LACTOSE SYRUP, NESOI	KG	1,264	4,620
	DOMINICAN REPUBLIC		1,264	4,620
1702300040	GLUCOSE SYRUP, LESS THAN 20% FRUCTOSE IN DRY STATE	KG	18,025	11,285
	CHINA (TAIWAN)		18,025	11,285
1702905000	SUG/SYRUP NT FLAV/COLR NESOI; ARTFL HONEY; CARAML	KG	298,835	505,527
	BARBADOS		245,664	470,019
	IRELAND		26,327	17,754
	SPAIN		26,844	17,754
1704100000	CHEWING GUM, WHETHER OR NOT SUGAR COATED	KG	371,536	1,162,656

TABLE - 5 EXPORTS FROM PUERTO RICO TO FOREIGN COUNTRIES,
BY COMMODITY AND COUNTRY OF DESTINATION
FISCAL YEAR 2003

COMM CODE	DESCRIPTION AND COUNTRY	UNIT	QUANTITY	VALUE - $
	ANTIGUA AND BARBUDA		555	7,658
	ARUBA		49,815	122,531
	BAHAMAS		16,408	40,941
	BARBADOS		27,721	79,000
	CAYMAN ISLANDS		5,695	18,017
	GRENADA		2,199	17,045
	JAMAICA		77,459	302,069
	NETHERLAND ANTIL. EXC ARUBA		51,364	176,652
	SAINT KITTS AND NEVIS		12,030	44,910
	SAINT LUCIA		3,780	18,697
	SAINT VINCENT AND GRENADINES		666	6,383
	SURINAME		22,720	48,006
	TRINIDAD AND TOBAGO		101,124	280,747
1704903000	CONFECTIONS/SWEETMEATS, READY FR CONSUMPTN, NO COC	KG	53,813	193,025
	ARUBA		536	3,856
	BAHAMAS		2,072	14,909
	BARBADOS		2,608	13,430
	BRAZIL		21,713	17,850
	DOMINICAN REPUBLIC		15,088	88,843
	HONG KONG		4,588	11,124
	JAMAICA		460	3,300
	NETHERLAND ANTIL. EXC ARUBA		678	4,884
	TRINIDAD AND TOBAGO		6,070	34,829
1704907000	SUGAR CONFECTIONERY, WITHOUT COCOA, NESOI	KG	911	8,878
	ANTIGUA AND BARBUDA		458	3,100
	COLOMBIA		453	5,778
	COCOA AND COCOA PREPARATIONS	TOTAL	122,909	195,525
1803100000	COCOA PASTE, NOT DEFATTED	KG	19,652	51,954
	SPAIN		19,652	51,954
1806100000	COCOA POWDER CONT ADDED SUGAR OR OTHER SWEETENING	KG	1,448	3,000
	DOMINICAN REPUBLIC		1,448	3,000
1806206000	CONFECTIONERS COATINGS/PRODS 6.8% COCOA SOLID BULK	KG	81,620	60,098
	JAPAN		81,620	60,098
1806900063	CONFECTIONERY, COCOA FOOD PREPS, NESOI, FOR RETAIL	KG	8,679	49,320
	ARUBA		307	2,519
	BERMUDA		200	2,990
	DOMINICAN REPUBLIC		7,277	35,963
	NETHERLAND ANTIL. EXC ARUBA		305	3,969
	VENEZUELA		590	3,879
1806900073	COCOA PREPS EXCEPT CONFECTIONERY NESOI, FOR RETAIL	KG	11,510	31,153
	DOMINICAN REPUBLIC		10,360	28,386
	NETHERLAND ANTIL. EXC ARUBA		1,150	2,767
	PREPARATIONS OF CEREALS, FLOUR, STARCH OR MILK; BAKERS WARES	TOTAL	3,769,524	11,126,742
1901100000	PREPARATIONS FOR INFANT USE, FOR RETAIL SALE	KG	222,417	1,435,390
	BARBADOS		5,063	57,460
	JAMAICA		116,993	778,610
	TRINIDAD AND TOBAGO		100,361	599,320
1901200015	MIXE & DOUGH FOR PASTRY/CAKE/GINGERBREAD/PUDDING	KG	1,520	5,558
	BRITISH VIRGIN ISLANDS		1,520	5,558
1901200025	MIXES & DOUGHS, NESOI, CONTAIN < 40% COCOA POWDER	KG	41,550	47,727
	DOMINICAN REPUBLIC		1,794	2,767
	GRENADA		19,878	22,480
	JAMAICA		19,878	22,480
1901901500	MALT EXTRACT	KG	1,720	11,184
	ANGUILLA		360	2,688
	BRITISH VIRGIN ISLANDS		1,360	8,496
1901909082	CORN-SOYA MILK BLENDS	KG	1,003,135	175,811
	ARUBA		157,821	27,660
	BAHAMAS		70,951	12,435
	BARBADOS		422,728	74,088
	JAMAICA		101,774	17,837
	SAINT LUCIA		36,894	6,466

TABLE - 5 EXPORTS FROM PUERTO RICO TO FOREIGN COUNTRIES,
BY COMMODITY AND COUNTRY OF DESTINATION
FISCAL YEAR 2003

COMM CODE	DESCRIPTION AND COUNTRY	UNIT	QUANTITY	VALUE - $
	TRINIDAD AND TOBAGO		212,967	37,325
1901909500	FOOD PREPARATIONS FLOUR, STARCH, DAIRY ETC, NESOI	KG	373,611	3,085,120
	ANTIGUA AND BARBUDA		12,372	128,343
	ARUBA		19,260	190,546
	BAHAMAS		15,105	126,490
	BANGLADESH		876	4,323
	BARBADOS		50,400	498,475
	BERMUDA		15,962	98,285
	BRITISH VIRGIN ISLANDS		6,309	45,278
	CAYMAN ISLANDS		2,319	11,663
	GRENADA		4,813	43,722
	HAITI		22,320	200,509
	HEARD AND MCDONALD ISLANDS		1,396	16,846
	JAMAICA		63,740	530,567
	NETHERLAND ANTIL. EXC ARUBA		71,679	354,261
	SAINT LUCIA		8,463	75,698
	TRINIDAD AND TOBAGO		78,125	755,779
	TURKS AND CAICOS ISLANDS		472	4,335
1904100040	SWELLING/ROASTING CEREAL/CEREAL PRODUCT CONT SUGAR	KG	24,106	35,446
	DOMINICAN REPUBLIC		24,106	35,446
1904900140	CEREAL NT CORN GRAIN FORM PRECOOK/OTHWS PREP NESOI	KG	711	3,153
	ARUBA		711	3,153
1905310000	COOKIES (SWEET BISCUITS)	KG	7,632	23,627
	DOMINICAN REPUBLIC		4,494	18,713
	NETHERLAND ANTIL. EXC ARUBA		3,138	4,914
1905320000	WAFFLES AND WAFERS	KG	18,552	34,004
	NETHERLAND ANTIL. EXC ARUBA		18,552	34,004
1905901041	PASTRY/CAKE ETC & PUDDING, W/NT CONT CHOC ETC FRZN	KG	125,470	267,837
	DOMINICAN REPUBLIC		125,470	267,837
1905901049	BREAD/BISCUIT ETC, W/NT CONTAIN CHOC ETC FROZEN	KG	364,519	571,924
	ARUBA		3,002	21,819
	BAHAMAS		2,643	18,321
	BARBADOS		13,597	30,642
	BERMUDA		12,473	24,284
	DOMINICAN REPUBLIC		207,130	304,679
	JAMAICA		230	2,930
	MEXICO		1,000	4,000
	NETHERLAND ANTIL. EXC ARUBA		3,025	26,429
	TRINIDAD AND TOBAGO		115,565	116,748
	VENEZUELA		5,854	22,072
1905901050	PASTRY/CAKE/PUDDING WHETHER/NT CONT CHOC ETC NESOI	KG	4,450	5,267
	SAINT KITTS AND NEVIS		4,450	5,267
1905901080	BREAD/BISCUITS/SIMILAR BAKED PRODUCTS, NESOI	KG	297,343	1,308,310
	ARUBA		122,426	274,327
	DOMINICAN REPUBLIC		3,293	13,185
	NETHERLAND ANTIL. EXC ARUBA		171,624	1,020,798
1905909030	CORN CHIPS AND SIMILAR CRISP SAVORY SNACK FOODS	KG	1,146,655	3,972,972
	ANTIGUA AND BARBUDA		31,862	179,617
	ARUBA		170,423	823,804
	BAHAMAS		43,291	180,788
	BARBADOS		65,288	277,892
	BRITISH VIRGIN ISLANDS		19,043	61,265
	DOMINICAN REPUBLIC		494,125	1,003,351
	GRENADA		4,687	23,597
	JAMAICA		18,793	60,217
	NAMIBIA		1,342	4,986
	NETHERLAND ANTIL. EXC ARUBA		234,939	1,045,540
	SAINT KITTS AND NEVIS		47,811	239,112
	SAINT LUCIA		12,775	62,759
	SAINT VINCENT AND GRENADINES		2,276	10,044
1905909090	COMMUNION/SEALING WAFER RICE PPR EMPTY CAPSULE ETC	KG	136,133	143,412
	ARUBA		3,698	10,912
	GUADELOUPE		49,992	74,500
	NETHERLAND ANTIL. EXC ARUBA		82,443	58,000
	PREPARATIONS OF VEGETABLES, FRUIT, NUTS, OR OTHER PARTS OF PLANTS	TOTAL		9,264,941

TABLE - 5 EXPORTS FROM PUERTO RICO TO FOREIGN COUNTRIES,
BY COMMODITY AND COUNTRY OF DESTINATION
FISCAL YEAR 2003

COMM CODE	DESCRIPTION AND COUNTRY	UNIT	QUANTITY	VALUE - $
2002900060	TOMATO PASTE	KG	41,059	69,700
	VENEZUELA		41,059	69,700
2002900080	TOMATOES NESOI PREP/PRES EX BY VINEGAR/ACETIC ACID	KG	102,148	58,325
	VENEZUELA		102,148	58,325
2004108020	POTATOES, FRENCH FRIED, FROZEN	KG	12,162	11,154
	DOMINICAN REPUBLIC		12,162	11,154
2004908540	SWEET CORN, PREPARED OR PRESERVED NESOI, FROZEN	KG	11,975	3,500
	DOMINICAN REPUBLIC		11,975	3,500
2005400000	PEAS (PISUM SATIVUM) PREP/PRES NESOI, NOT FROZEN	KG	6,107	7,957
	HAITI		6,107	7,957
2005590000	BEANS, NOT SHELLED, PREP/PRES NESOI, NOT FROZEN	KG	51,046	43,849
	ARUBA		7,533	7,644
	DOMINICAN REPUBLIC		43,513	36,205
2005800000	SWEET CORN, PREPARED/PRESERVED NESOI, NOT FROZEN	KG	5,537	7,315
	HAITI		5,537	7,315
2005906550	PREPARED/PRESERVED VETETABLES, NOT FROZEN, NESOI	KG	32,268	33,329
	SPAIN		10,666	16,359
	TRINIDAD AND TOBAGO		21,602	16,970
2007100000	HOMOGENIZED PREPARATNS OF FRUIT (SUBHEADNG NOTE 2)	KG	12,385	27,509
	DOMINICAN REPUBLIC		12,385	27,509
2007998000	FRUIT/NUT PASTES & PUREES NESOI COOKED W/N SWEETND	KG	66,047	53,000
	VENEZUELA		66,047	53,000
2008997550	FRUIT/EDBL PLANT PRTS NESOI OTHWSE PREP/PRES NESOI	KG	16,982	22,183
	ECUADOR		16,982	22,183
2009110020	ORANGE JUICE UNFERMNTD FROZEN CNTR UNDER .946LITER	L	3,620	6,364
	BRITISH VIRGIN ISLANDS		3,620	6,364
2009110060	ORANGE JUICE UNFERMNTD FROZEN CNTRS OVER 3.785L	L	475,718	579,389
	BARBADOS		16,501	13,972
	COSTA RICA		57,848	126,100
	DOMINICAN REPUBLIC		124,792	69,988
	MACAO		5,720	7,453
	PANAMA		270,857	361,876
2009190000	ORANGE JUICE, UNFERMENTED, NOT FROZEN	L	2,948	3,832
	DOMINICAN REPUBLIC		2,948	3,832
2009290000	GRAPEFRUIT JUICE, UNFERMENTED, NESOI	L	22,317	43,884
	PANAMA		22,317	43,884
2009396000	CITRUS JUICE,SINGLE FRUIT,NESOI, UNFERMTD	L	53,220	38,318
	TRINIDAD AND TOBAGO		53,220	38,318
2009414000	PINEAPPLE JUICE,BRIX VALUE <20, NESOI, UNFERMENTED	L	2,271	3,915
	DOMINICAN REPUBLIC		2,271	3,915
2009494000	PINEAPPLE JUICE, NESOI, NO VITAMINS, UNFERMENTED	L	50,685	39,442
	ANTIGUA AND BARBUDA		9,118	6,200
	BRITISH VIRGIN ISLANDS		5,536	8,742
	COLOMBIA		13,236	9,000
	PANAMA		22,795	15,500
2009690000	GRAPE JUICE & MUST, NESOI ,UNFERMENTED,NO VITAMINS	L	150,707	150,963
	COSTA RICA		53,602	40,200
	PANAMA		97,105	110,763
2009790000	APPLE JUICE, NESOI, NO VITAMINS, UNFERMENTED	L	548,291	380,125
	DOMINICAN REPUBLIC		303,761	208,172
	HONDURAS		69,291	41,180
	PANAMA		175,239	130,773
2009800000	JUICE OF ANY SINGLE FRUIT/VEGTBLE UNFERMENTD NESOI	L	1,981,448	2,685,074
	BARBADOS		80,064	35,890
	COSTA RICA		34,364	36,500
	DOMINICAN REPUBLIC		223,894	201,051
	HONDURAS		60,968	50,050
	NETHERLAND ANTIL. EXC ARUBA		37,253	17,658
	PANAMA		1,544,905	2,343,925
2009902000	MIXTURES OF VEGETABLE JUICES, UNFERMENTED	L	9,324	3,600
	TRINIDAD AND TOBAGO		9,324	3,600
2009904000	MIXTURES OF FRUIT JUICES, UNFERMENTED	L	7,899,179	4,992,214
	ANTIGUA AND BARBUDA		504	2,898
	BARBADOS		45,666	79,355
	BRITISH VIRGIN ISLANDS		45,101	19,760
	COSTA RICA		82,745	105,734

TABLE - 5 EXPORTS FROM PUERTO RICO TO FOREIGN COUNTRIES,
BY COMMODITY AND COUNTRY OF DESTINATION
FISCAL YEAR 2003

COMM CODE	DESCRIPTION AND COUNTRY	UNIT	QUANTITY	VALUE - $
	DOMINICAN REPUBLIC		543,889	620,276
	HONDURAS		266,957	175,029
	JAMAICA		34,569	10,914
	MEXICO		31,307	7,800
	NETHERLAND ANTIL. EXC ARUBA		39,460	12,458
	PANAMA		6,808,981	3,957,990
	MISCELLANEOUS EDIBLE PREPARATIONS	TOTAL		162,129,474
2101112131	INSTANT COFFEE, N/FLAVORED, DECAF, PACKAGED RETAIL	KG	1,989	13,557
	DOMINICAN REPUBLIC		1,989	13,557
2101200020	SOLUBLE/INSTANT TEA/MATE CONT NO SUGAR/CEREAL/ETC	KG	45,225	56,705
	COSTA RICA		45,225	56,705
2101200040	TEA OR MATE EXTRACTS/CONCENTRATES & PREPS, NESOI	KG	53,902	62,781
	BARBADOS		3,296	10,832
	COSTA RICA		45,163	46,249
	DOMINICAN REPUBLIC		5,443	5,700
2102200000	YEASTS, INACTIVE; OTH SINGLE-CELL DEAD MICRO-ORGNM	KG	1,079	4,000
	DOMINICA		1,079	4,000
2103202000	TOMATO KETCHUP	KG	26,778	19,556
	DOMINICAN REPUBLIC		26,778	19,556
2103204000	TOMATO SAUCES, NESOI	KG	2,645	2,675
	DOMINICAN REPUBLIC		2,645	2,675
2103909070	MIXED CONDIMENTS AND MIXED SEASONINGS	KG	122,436	424,552
	ARUBA		8,696	11,685
	DOMINICAN REPUBLIC		112,886	410,101
	NETHERLAND ANTIL. EXC ARUBA		854	2,766
2103909090	SAUCES AND PREPARATIONS THEREFOR, NESOI	KG	82,649	209,295
	BAHAMAS		1,556	31,120
	DOMINICAN REPUBLIC		40,413	50,307
	MALAYSIA		5,221	68,418
	NETHERLAND ANTIL. EXC ARUBA		3,988	6,384
	PANAMA		31,471	53,066
2104100020	SOUPS, BROTHS AND PREPARATIONS THEREOF, DRIED	KG	113,932	201,919
	NETHERLANDS		6,912	30,280
	PANAMA		107,020	171,639
2106100000	PROTEIN CONCENTRATES & TEXTURED PROTEIN SUBSTANCES	KG	54,668	76,395
	ARUBA		9,308	26,395
	GEORGIA		45,360	50,000
2106905200	SINGLE FRUIT/VEG JUICE FORTI W/VITAM/MIN CONCENTRD	L	74,294	55,720
	NETHERLAND ANTIL. EXC ARUBA		74,294	55,720
2106905800	FOOD PREPARATIONS OF GELETIN, NESOI	KG	20,426	106,597
	ANTIGUA AND BARBUDA		4,184	8,800
	GERMANY		16,242	97,797
2106906571	PREPS FOR MANUF BEVERAGES CONT ASPARTAME/SACCHARIN	KG	124,408	3,759,181
	ANTIGUA AND BARBUDA		980	43,676
	ARUBA		551	26,880
	BAHAMAS		2,082	105,545
	BARBADOS		270	8,514
	BELIZE		239	7,228
	CAMBODIA		24,252	630,980
	CHINA (TAIWAN)		4,324	64,253
	DOMINICAN REPUBLIC		33,194	1,087,232
	EGYPT		3,400	45,560
	GUYANA		125	3,217
	ISRAEL		8,063	152,279
	JAMAICA		6,217	491,934
	MALAYSIA		247	12,960
	TRINIDAD AND TOBAGO		2,235	64,139
	VIETNAM		38,229	1,014,784
2106906572	PREPS FOR MANUF BEVERAGES CONT CANE/BEET SUGAR	KG	101,401	152,662
	ARUBA		660	3,641
	BRITISH VIRGIN ISLANDS		11,804	29,528
	CHILE		20,047	39,284
	COSTA RICA		63,298	61,901
	DOMINICAN REPUBLIC		30	5,000
	NETHERLAND ANTIL. EXC ARUBA		1,239	3,801

TABLE - 5 EXPORTS FROM PUERTO RICO TO FOREIGN COUNTRIES,
BY COMMODITY AND COUNTRY OF DESTINATION
FISCAL YEAR 2003

COMM CODE	DESCRIPTION AND COUNTRY	UNIT	QUANTITY	VALUE - $
	TRINIDAD AND TOBAGO		4,323	9,507
2106906573	PREPARATIONS FOR MANUFACTURE OF BEVERAGES, NESOI	KG	5,639,796	155,118,939
	ANTIGUA AND BARBUDA		8,932	287,891
	ARUBA		53,312	676,847
	AUSTRALIA		238,354	7,977,591
	BAHAMAS		267,212	1,906,190
	BARBADOS		28,253	551,008
	BELIZE		12,607	412,648
	BRAZIL		865	3,169
	CAMBODIA		25,782	696,484
	CHILE		5,800	38,379
	CHINA (TAIWAN)		147,402	1,892,456
	COSTA RICA		156,482	2,783,269
	DOMINICA		2,177	43,540
	DOMINICAN REPUBLIC		741,169	22,787,501
	EL SALVADOR		318,219	10,704,332
	FIJI		3,130	87,966
	GRENADA		6,458	158,869
	GUATEMALA		49,011	944,760
	GUYANA		48,579	1,089,707
	HAITI		203,192	3,352,090
	HONDURAS		81,200	1,800,704
	ISRAEL		1,264,525	39,088,604
	JAMAICA		164,227	4,257,908
	MACAO		16,234	40,811
	MALAYSIA		820,284	27,611,866
	MEXICO		5,232	26,488
	NETHERLAND ANTIL. EXC ARUBA		5,006	214,938
	NEW ZEALAND		73,266	2,986,748
	NICARAGUA		32,007	563,815
	PANAMA		73,107	1,367,138
	SAINT KITTS AND NEVIS		2,804	54,434
	SAINT LUCIA		7,716	154,320
	SAINT VINCENT AND GRENADINES		7,068	189,677
	SINGAPORE		415,102	13,514,098
	SOUTH AFRICA,REP.OF		4,186	66,729
	THAILAND		81,360	341,046
	TRINIDAD AND TOBAGO		87,194	1,499,584
	URUGUAY		9,830	166,091
	VENEZUELA		362	8,332
	VIETNAM		172,150	4,770,911
2106906585	CONFECTIONERY INCL GUM CONTNG SYNTHETIC SWEETENERS	KG	99,172	802,783
	ARUBA		11,206	108,763
	BAHAMAS		3,828	54,737
	BARBADOS		3,103	55,749
	DOMINICAN REPUBLIC		13,827	141,534
	JAMAICA		7,172	103,114
	NETHERLAND ANTIL. EXC ARUBA		36,982	216,657
	TRINIDAD AND TOBAGO		23,054	122,229
2106906592	FOOD PREPARATIONS, NESOI, CANNED	KG	182,281	253,379
	ANTIGUA AND BARBUDA		44,679	62,034
	MARTINIQUE		32,652	68,452
	MONTSERRAT		542	5,092
	NAMIBIA		16,359	14,763
	NETHERLAND ANTIL. EXC ARUBA		74,149	58,746
	PANAMA		12,500	25,000
	THAILAND		1,400	19,292
2106907090	EDIBLE PREPS, NOT CANNED/FRZN, N/CONT SUGAR, NESOI	KG	177,257	808,778
	ARUBA		82	3,566
	AUSTRALIA		44,864	597,330
	BAHAMAS		279	6,037
	COSTA RICA		39,220	31,722
	JAMAICA		2,956	8,124
	NETHERLAND ANTIL. EXC ARUBA		89,446	146,212
	TRINIDAD AND TOBAGO		410	15,787
	BEVERAGES, SPIRITS AND VINEGAR	TOTAL		15,010,026

TABLE - 5 EXPORTS FROM PUERTO RICO TO FOREIGN COUNTRIES,
BY COMMODITY AND COUNTRY OF DESTINATION
FISCAL YEAR 2003

COMM CODE	DESCRIPTION AND COUNTRY	UNIT	QUANTITY	VALUE - $
2201100000	WATER, MINERAL & AERATED NATRL/ARTFCL NT SWTN/FLAV	L	111,910	81,306
	BRITISH VIRGIN ISLANDS		58,893	47,391
	CYPRUS		33,248	9,803
	DOMINICAN REPUBLIC		990	9,093
	GUADELOUPE		14,555	12,027
	TRINIDAD AND TOBAGO		4,224	2,992
2201900000	WATERS NOT SWEETND OR FLAVORED NESOI; ICE AND SNOW	T	29	15,985
	BRITISH VIRGIN ISLANDS		11	3,421
	CYPRUS		17	7,164
	DOMINICAN REPUBLIC		1	5,400
2202100020	CARBONATED SOFT DRINKS, CONTNG ASPARTAME/SACCHARIN	L	107,610	20,612
	NETHERLAND ANTIL. EXC ARUBA		107,610	20,612
2202100040	CARBONATED SOFT DRINKS, NESOI	L	1,770,830	353,950
	ARUBA		625,652	119,840
	BRITISH VIRGIN ISLANDS		97,665	18,707
	COSTA RICA		129,109	24,730
	DOMINICAN REPUBLIC		131,562	25,200
	GRENADA		45,107	8,640
	GUADELOUPE		10,399	8,445
	HAITI		121,654	23,302
	MONTSERRAT		910	4,446
	NETHERLAND ANTIL. EXC ARUBA		608,772	120,640
2202100060	WATERS INCL MINERAL & AERATED, SWTND/FLAVORD NESOI	L	161,170	108,596
	ARUBA		33,170	48,512
	NETHERLAND ANTIL. EXC ARUBA		128,000	60,084
2202901500	MILK-BASED DRINKS, NONALCOHOLIC	L	4,375	3,718
	NAMIBIA		4,375	3,718
2202903400	ORANGE JUICE FORTI W/VITAMIN/MINERAL N/CONCENTRATE	L	1,948	4,870
	DOMINICAN REPUBLIC		1,948	4,870
2202903600	SINGLE FRUIT/VEG JUICE FORTI W/VIT/MIN N/CONCENTRD	L	4,812	11,904
	BRITISH VIRGIN ISLANDS		4,812	11,904
2202903800	MIX FRUIT/VEGE JUICE FORTI W/VITAM/MIN N/CONCENTRD	L	13,334	10,000
	ANGUILLA		13,334	10,000
2202909010	NONALCOHOLIC BEER	L	16,633	16,300
	NETHERLAND ANTIL. EXC ARUBA		16,633	16,300
2202909090	BEVERAGES NONALCOHOLIC NESOI EXCL FRUIT/VEGT JUICE	L	107,909	50,470
	BRITISH VIRGIN ISLANDS		13,563	3,999
	GERMANY		3,619	3,400
	HAITI		765	4,125
	NETHERLAND ANTIL. EXC ARUBA		89,962	38,946
2203000000	BEER MADE FROM MALT	L	22,037	11,644
	BRITISH VIRGIN ISLANDS		10,379	5,484
	DOMINICAN REPUBLIC		11,658	6,160
2204100000	SPARKLING WINE OF FRESH GRAPES	L	71,456	173,885
	ANGUILLA		10,255	11,980
	ANTIGUA AND BARBUDA		1,304	5,685
	ARUBA		27,688	80,675
	CAYMAN ISLANDS		17,127	31,807
	GUADELOUPE		3,898	13,325
	NETHERLAND ANTIL. EXC ARUBA		8,489	16,728
	TRINIDAD AND TOBAGO		2,059	10,573
	TURKS AND CAICOS ISLANDS		636	3,112
2204212000	EFFERVESCENT WINE OF FRSH GRAPE IN CNTR 2L OR LESS	L	90,819	68,240
	NETHERLAND ANTIL. EXC ARUBA		90,819	68,240
2204214000	GRAPE WINE NESOI NOV 14% ALCOHOL CNTRS 2L OR LESS	L	114,470	234,880
	ARUBA		77,684	128,040
	BARBADOS		7,048	59,700
	TRINIDAD AND TOBAGO		29,738	47,140
2204290020	GRAPE WINE NESOI NOV 14% ALCOHOL CNTRS OV 2 LITERS	L	183,763	308,322
	BARBADOS		147,466	233,760
	NAMIBIA		3,605	9,622
	NETHERLAND ANTIL. EXC ARUBA		32,692	64,940
2207103000	ETHYL ALCOHOL UNDENATURED 80%/HIGHER, FOR BEVERAGE	PFL	259,487	114,174
	JAPAN		259,487	114,174
2207200000	ETHYL ALCOHOL & OTH SPIRITS DENATURED ANY STRENGTH	L	90,567	40,755
	AUSTRALIA		90,567	40,755

TABLE - 5 EXPORTS FROM PUERTO RICO TO FOREIGN COUNTRIES,
BY COMMODITY AND COUNTRY OF DESTINATION
FISCAL YEAR 2003

COMM CODE	DESCRIPTION AND COUNTRY	UNIT	QUANTITY	VALUE - $
2208309020	WHISKIES EX BOURBON, CONTAINERS NOT OVER 4 LITERS	PFL	111,464	630,683
	ANGUILLA		900	15,376
	ANTIGUA AND BARBUDA		354	7,727
	ARUBA		18,447	67,630
	BARBADOS		16,353	63,295
	BRITISH VIRGIN ISLANDS		1,186	21,576
	CAYMAN ISLANDS		3,605	64,442
	GUADELOUPE		587	13,000
	MARTINIQUE		128	4,415
	NETHERLAND ANTIL. EXC ARUBA		57,891	255,302
	SAINT KITTS AND NEVIS		352	5,795
	SAINT LUCIA		4,240	71,300
	SAINT VINCENT AND GRENADINES		195	3,225
	SURINAME		178	5,900
	TRINIDAD AND TOBAGO		193	9,950
	TURKS AND CAICOS ISLANDS		6,855	21,750
2208400030	RUM AND TAFIA, CONTAINERS NOT OVER 4 LITERS EACH	PFL	2,192,469	6,100,283
	ANGUILLA		4,293	28,843
	ANTIGUA AND BARBUDA		242	2,560
	ARGENTINA		153,173	269,385
	ARUBA		6,729	80,315
	BARBADOS		715	7,533
	BERMUDA		39,380	75,293
	BRITISH VIRGIN ISLANDS		10,681	65,126
	CAYMAN ISLANDS		15,468	158,002
	CHILE		825,701	1,619,463
	CHINA,PEOPLE'S REP.(MAINLAND)		2,700	8,682
	COSTA RICA		15,561	41,565
	DOMINICAN REPUBLIC		28,738	71,276
	GERMANY		69,068	231,174
	GRENADA		8,532	42,614
	GUADELOUPE		958	7,193
	GUATEMALA		8,190	21,876
	HONDURAS		501,851	1,090,235
	ISRAEL		10,079	17,729
	JAMAICA		3,287	35,434
	JAPAN		19,942	45,726
	MARTINIQUE		3,273	31,689
	MEXICO		102,780	437,614
	MONTSERRAT		588	8,387
	NETHERLAND ANTIL. EXC ARUBA		89,139	798,525
	PANAMA		13,104	36,014
	PERU		187,468	400,331
	SAINT KITTS AND NEVIS		981	11,378
	SAINT LUCIA		2,928	45,603
	SPAIN		22,510	24,085
	SURINAME		29,576	311,566
	SWITZERLAND		9,540	25,482
	TURKS AND CAICOS ISLANDS		5,294	49,585
2208400050	RUM AND TAFIA, CONTAINERS OVER 4 LITERS	PFL	3,408,395	6,002,792
	AUSTRALIA		168,514	391,597
	BELGIUM		36,661	25,183
	BRAZIL		347,700	953,018
	CHILE		154,353	106,027
	CHINA,PEOPLE'S REP.(MAINLAND)		5,703	8,269
	DENMARK		72,234	49,618
	ECUADOR		119,200	134,571
	GERMANY		982,600	2,272,008
	ITALY		219,916	325,881
	MEXICO		700,040	480,870
	NETHERLAND ANTIL. EXC ARUBA		610	13,655
	PANAMA		69,353	47,639
	SLOVENIA		37,035	25,440
	SOUTH AFRICA,REP.OF		117,788	322,738
	SPAIN		55,451	64,720
	UNITED KINGDOM OF GT BRITAIN		273,196	748,558
	VENEZUELA		48,041	33,000

TABLE - 5 EXPORTS FROM PUERTO RICO TO FOREIGN COUNTRIES,
BY COMMODITY AND COUNTRY OF DESTINATION
FISCAL YEAR 2003

COMM CODE	DESCRIPTION AND COUNTRY	UNIT	QUANTITY	VALUE - $
2208500000	GIN AND GENEVA	PFL	137,103	214,824
	ARUBA		52,027	42,961
	BARBADOS		421	13,350
	BRITISH VIRGIN ISLANDS		698	10,490
	CAYMAN ISLANDS		1,323	32,858
	JAMAICA		619	15,180
	MARTINIQUE		225	7,120
	NETHERLAND ANTIL. EXC ARUBA		81,480	86,084
	TRINIDAD AND TOBAGO		169	2,680
	TURKS AND CAICOS ISLANDS		141	4,101
2208600000	VODKA	PFL	11,606	43,053
	SAINT VINCENT AND GRENADINES		10,527	39,048
	TURKS AND CAICOS ISLANDS		1,079	4,005
2208700000	LIQUEURS AND CORDIALS	PFL	9,958	66,264
	ARUBA		107	3,360
	DOMINICAN REPUBLIC		9,090	29,419
	JAMAICA		49	4,410
	NETHERLAND ANTIL. EXC ARUBA		623	26,128
	TURKS AND CAICOS ISLANDS		89	2,947
2208909000	OTHER SPIRITUOUS BEVERAGES, NESOI	PFL	162,828	315,504
	DOMINICAN REPUBLIC		41,953	83,979
	NETHERLAND ANTIL. EXC ARUBA		1,905	3,648
	NETHERLANDS		118,970	227,877
2209000000	VINEGAR & SUBSTITUTES FOR VINEGAR FROM ACETIC ACID	L	15,218	7,012
	DOMINICAN REPUBLIC		15,218	7,012
	RESIDUES AND WASTE FROM THE FOOD INDUSTRIES; PREPARED ANIMAL FEED	TOTAL		2,105,619
2301100000	FLOUR MEAL & PELLET MEAT/MEAT OFFAL INEDIB; GREAVE	T	71	24,404
	DOMINICAN REPUBLIC		71	24,404
2303300000	BREWING OR DISTILLING DREGS AND WASTE, W/NT PELLET	T	857	83,000
	MEXICO		857	83,000
2306700000	CORN GERM OILCAKE OTHR SOLID RESIDUE WH/NOT GROUND	KG	96,805	8,750
	NETHERLAND ANTIL. EXC ARUBA		96,805	8,750
2309100000	DOG AND CAT FOOD, PUT UP FOR RETAIL SALE	KG	128,018	72,228
	BRITISH VIRGIN ISLANDS		1,961	2,579
	DOMINICAN REPUBLIC		126,057	69,649
2309901010	PET FOOD PUT UP FOR RETAIL SALE EX DOG & CAT FOOD	KG	22,680	7,434
	DOMINICAN REPUBLIC		22,680	7,434
2309901020	POULTRY FEEDS, PREPARED	T	1,888	1,883,724
	ARUBA		183	63,059
	BARBADOS		162	185,929
	BELIZE		35	50,000
	DOMINICAN REPUBLIC		420	397,193
	GRENADA		31	68,000
	HONG KONG		237	58,569
	NETHERLAND ANTIL. EXC ARUBA		66	63,717
	TRINIDAD AND TOBAGO		754	997,257
2309901030	DAIRY CATTLE FEED, PREPARED	T	7	3,300
	BRITISH VIRGIN ISLANDS		7	3,300
2309901040	LIVESTOCK FEED, PREPARED, NESOI	T	24	12,289
	ARUBA		24	12,289
2309901050	MIXED FEEDS OR MIXED FEED INGREDIENTS, ANML, NESOI	T	17	10,490
	BRITISH VIRGIN ISLANDS		14	4,156
	DOMINICAN REPUBLIC		3	6,334
	TOBACCO AND MANUFACTURED TOBACCO SUBSTITUTES	TOTAL		1,317,826
2401105195	OTHER CIG LEAF TOB NOT STEM/STRIP <35% WRAPPER	KG	36,889	167,510
	DOMINICAN REPUBLIC		35,096	156,640
	UNITED KINGDOM OF GT BRITAIN		1,793	10,870
2401109570	TOBACCO NESOI NOT STEM/STRIP, LESS THAN 35% WRPPR	KG	573	3,092
	DOMINICAN REPUBLIC		573	3,092
2401206040	TOBACCO NESOI FROM CIGAR LEAF, THRESHED STEM/STRIP	KG	6,454	29,183
	DOMINICAN REPUBLIC		6,454	29,183

TABLE - 5 EXPORTS FROM PUERTO RICO TO FOREIGN COUNTRIES,
BY COMMODITY AND COUNTRY OF DESTINATION
FISCAL YEAR 2003

COMM CODE	DESCRIPTION AND COUNTRY	UNIT	QUANTITY	VALUE - $
2401208080	TOBACCO NESOI, THRESHED, PARTLY/WHOLLY STEM/STRIP	KG	9,309	50,539
	DOMINICAN REPUBLIC		9,309	50,539
2401305000	TOBACCO STEMS	KG	10,506	57,759
	DOMINICAN REPUBLIC		10,506	57,759
2401309000	TOBACCO REFUSE, NESOI	KG	74,856	314,880
	DOMINICAN REPUBLIC		74,856	314,880
2402107000	CIGAR/CHEROOT/CIGARILLO CONTAINING TOBACCO NESOI	THS	2,013	407,028
	CYPRUS		982	205,217
	ISRAEL		320	64,320
	JAPAN		708	132,405
	NETHERLAND ANTIL. EXC ARUBA		3	5,086
2402200000	CIGARETTES CONTAINING TOBACCO	THS	13,535	287,835
	DOMINICAN REPUBLIC		13,518	285,125
	NETHERLAND ANTIL. EXC ARUBA		17	2,710
	MINERAL PRODUCTS	TOTAL		228,222,465
	SALT; SULFUR; EARTHS AND STONE; PLASTERING MATERIALS, LIME AND CEMENT	TOTAL		2,058,688
2515120000	MARBLE AND TRAVERTINE CUT IN BLOCKS OR SLABS	T	94	26,682
	DOMINICAN REPUBLIC		94	26,682
2519100000	NATURAL MAGNESIUM CARBONATE	T	2,110	253,200
	UNITED KINGDOM OF GT BRITAIN		2,110	253,200
2520100000	GYPSUM; ANHYDRITE	T	6	5,500
	DOMINICAN REPUBLIC		6	5,500
2520200000	PLASTERS CONSTNG OF CALCND GYPSUM OR CALCM SULFATE	T	3	5,307
	DOMINICAN REPUBLIC		3	5,307
2523100000	CEMENT CLINKERS	T	19,125	819,495
	DOMINICAN REPUBLIC		1,113	47,681
	JAMAICA		18,012	771,814
2523210000	WHITE PORTLAND CEMENT WHTHR OR NT ART COLORED	T	3,512	170,742
	DOMINICAN REPUBLIC		159	21,000
	TURKS AND CAICOS ISLANDS		3,353	149,742
2523290000	PORTLAND CEMENT EXCEPT WHITE PORTLAND CEMENT	T	19,625	685,824
	BAHAMAS		1,150	58,681
	BRITISH VIRGIN ISLANDS		36	4,956
	DOMINICAN REPUBLIC		18,439	622,187
2524000000	ASBESTOS	T	339	61,540
	SAINT VINCENT AND GRENADINES		339	61,540
2530200000	KIESERITE, EPSOM SALTS (NATURAL MAGNESIUM SULFATE)	KG	12,446	14,982
	DOMINICAN REPUBLIC		12,446	14,982
2530908060	MINERAL SUBSTANCES NESOI	KG	57,975	15,416
	ANGUILLA		57,975	15,416
	ORES, SLAG, AND ASH	TOTAL	102,931,384	27,113,473
2620210000	ASH/RESIDUES OF LEADED GASOLINE/ANTIKNOCK SLUDGES	CKG	102,931,384	27,113,473
	ANTIGUA AND BARBUDA		7,788,186	1,880,000
	DOMINICAN REPUBLIC		64,514,565	16,980,719
	HONDURAS		17,818,823	4,855,333
	MALTA		4,948,314	1,397,421
	NETHERLAND ANTIL. EXC ARUBA		7,861,496	2,000,000
	MINERALS FUELS, MINERAL OILS AND PRODUCTS OF THEIR DISTILLATION; BITUMINOUS SUBSTANCES; MINERAL WAXES	TOTAL		199,050,304
2710111510	LEADED GASOLINE	BBL	122,003	4,004,747
	ARUBA		1,308	45,750
	DOMINICAN REPUBLIC		40,508	1,207,961
	HAITI		49,469	1,780,899
	PANAMA		29,988	944,631
	SAINT KITTS AND NEVIS		730	25,506
2710111514	UNLEADED GASOLINE, REFORMULATED	BBL	13,868	663,700
	BRITISH VIRGIN ISLANDS		8,605	424,480
	NETHERLAND ANTIL. EXC ARUBA		5,263	239,220

TABLE - 5 EXPORTS FROM PUERTO RICO TO FOREIGN COUNTRIES,
BY COMMODITY AND COUNTRY OF DESTINATION
FISCAL YEAR 2003

COMM CODE	DESCRIPTION AND COUNTRY	UNIT	QUANTITY	VALUE - $
2710111518	UNLEADED GASOLINE, NOT ELSEWHERE SPECIFIED/INCLUDE	BBL	376,638	10,290,756
	BARBADOS		60,027	1,620,736
	BRITISH VIRGIN ISLANDS		3,746	186,029
	GIBRALTAR		312,865	8,483,991
2710111520	JET FUEL, NAPHTHA-TYPE (LIGHT OILS/PREPS)	BBL	851,371	30,141,032
	ANTIGUA AND BARBUDA		184,529	6,798,460
	BERMUDA		64,994	2,278,120
	DOMINICAN REPUBLIC		14,976	710,761
	HAITI		96,677	3,751,091
	HONDURAS		18,650	532,653
	JAMAICA		120,045	4,948,581
	NIGERIA		164,244	5,173,672
	PANAMA		70,417	2,011,100
	SURINAME		8,618	300,373
	UNITED KINGDOM OF GT BRITAIN		108,221	3,636,221
2710111550	MOTOR FUELS, NESOI	BBL	284	12,360
	BRITISH VIRGIN ISLANDS		284	12,360
2710112500	NAPHTHAS, EXCEPT MOTOR FUEL OR BLENDING STOCK	BBL	61,416	2,582,842
	ANGUILLA		301	26,400
	BRITISH VIRGIN ISLANDS		16,838	764,397
	DOMINICAN REPUBLIC		37,118	1,450,941
	GUADELOUPE		567	35,640
	NETHERLAND ANTIL. EXC ARUBA		6,592	305,464
2710190520	HEAVY FUEL OILS UNDER 25 DEGREES API	BBL	3,020,516	71,978,497
	ANTIGUA AND BARBUDA		40,000	1,160,000
	BAHAMAS		819,883	18,841,109
	BARBADOS		222,293	5,302,782
	DOMINICAN REPUBLIC		779,108	19,838,993
	HONDURAS		211,964	4,459,716
	NETHERLAND ANTIL. EXC ARUBA		442,046	10,530,574
	NETHERLANDS		259,836	6,937,611
	SINGAPORE		245,386	4,907,712
2710190550	FUEL OILS UNDER 25 DEGREES API NESOI	BBL	591,115	13,798,958
	BARBADOS		180,841	3,817,904
	BRITISH VIRGIN ISLANDS		210	6,720
	CANADA		201,817	4,608,832
	DOMINICAN REPUBLIC		207,866	5,353,337
	JAMAICA		381	12,165
2710191005	LIGHT FUEL OILS =>25 DEG API, <=.05% SULFUR	BBL	131,653	4,217,459
	BRITISH VIRGIN ISLANDS		2,358	105,061
	DOMINICAN REPUBLIC		68,619	2,401,680
	NETHERLAND ANTIL. EXC ARUBA		60,676	1,710,718
2710191007	LIGHT FUEL OIL >=25 DEG API, OVER 0.05% SULFUR	BBL	93,890	3,565,323
	BRITISH VIRGIN ISLANDS		1,114	37,322
	DOMINICAN REPUBLIC		92,776	3,528,001
2710193010	AVIATION ENGINE LUBRICATING OILS	BBL	12	2,606
	BARBADOS		12	2,606
2710193020	AUTOMTVE, DIESEL OR MARINE ENGNE LUB OILS	BBL	1,404,648	53,630,034
	ANTIGUA AND BARBUDA		163,887	5,825,045
	ARUBA		795	228,485
	BAHAMAS		7,615	1,017,805
	BARBADOS		5,624	639,092
	BERMUDA		14,902	491,752
	BRITISH VIRGIN ISLANDS		331	49,177
	CAYMAN ISLANDS		1,428	195,435
	DOMINICA		364	52,698
	DOMINICAN REPUBLIC		465,630	19,268,104
	EL SALVADOR		126	16,526
	FRENCH GUIANA		96	16,918
	GRENADA		59	10,692
	GUADELOUPE		296	39,000
	GUYANA		12,000	463,680
	HAITI		203,854	7,794,606
	HONDURAS		146,746	4,129,427
	JAMAICA		7,164	1,108,261
	NETHERLAND ANTIL. EXC ARUBA		98,211	3,321,641
	PANAMA		229,192	7,229,788

TABLE - 5 EXPORTS FROM PUERTO RICO TO FOREIGN COUNTRIES,
BY COMMODITY AND COUNTRY OF DESTINATION
FISCAL YEAR 2003

COMM CODE	DESCRIPTION AND COUNTRY	UNIT	QUANTITY	VALUE - $
	PARAGUAY		90	14,092
	SAINT LUCIA		334	60,165
	SURINAME		38,142	1,364,854
	TRINIDAD AND TOBAGO		7,444	246,659
	TURKS AND CAICOS ISLANDS		318	46,132
2710193030	TURBINE LUBRICATING OIL, INCLUDING MARINE	BBL	3,091	331,507
	BAHAMAS		2,015	213,173
	BARBADOS		112	12,257
	DOMINICAN REPUBLIC		92	10,349
	JAMAICA		872	95,728
2710193040	AUTOMOTIVE GEAR OILS	BBL	1,511	240,686
	BAHAMAS		48	6,543
	CAYMAN ISLANDS		17	2,628
	DOMINICAN REPUBLIC		511	87,151
	HAITI		121	19,003
	JAMAICA		814	125,361
2710193080	LUBRICATING OILS WITH OR WITHOUT ADDITIVES, NESOI	BBL	12,510	1,738,625
	ANTIGUA AND BARBUDA		59	7,806
	ARUBA		109	14,186
	BAHAMAS		2,088	270,797
	BARBADOS		923	119,709
	BRITISH VIRGIN ISLANDS		279	11,940
	CAYMAN ISLANDS		1,115	133,289
	DOMINICA		19	2,635
	DOMINICAN REPUBLIC		3,303	491,004
	GRENADA		26	3,826
	GUADELOUPE		92	10,603
	GUYANA		384	55,650
	HAITI		401	51,410
	JAMAICA		3,060	454,654
	NETHERLAND ANTIL. EXC ARUBA		90	10,934
	PANAMA		79	28,235
	SAINT LUCIA		122	23,460
	SURINAME		180	25,582
	TURKS AND CAICOS ISLANDS		181	22,905
2710193750	LUBRICATING GREASES WITH OR WITHOUT ADDITIVES	BBL	46	11,470
	CAYMAN ISLANDS		18	3,328
	GUYANA		13	4,456
	JAMAICA		15	3,686
2710194530	WHITE MINERAL OILS, MEDICINAL GRADE	BBL	3,021	112,793
	CANADA		3,021	112,793
2710199000	PET OILS/OILS FROM BITUMINOUS MINERALS, NESOI	BBL	2,689	163,145
	ANGUILLA		256	19,605
	BRITISH VIRGIN ISLANDS		2,207	128,900
	NETHERLAND ANTIL. EXC ARUBA		226	14,640
2710990000	WASTE OILS, NOT ELSEWHERE SPECIFIED OR INCLUDED	BBL	29,329	210,406
	GERMANY		29,329	210,406
2711120000	PROPANE, LIQUEFIED	BBL	30,516	1,052,319
	ANGUILLA		1,293	49,659
	BRITISH VIRGIN ISLANDS		8,686	410,376
	DOMINICAN REPUBLIC		20,537	592,284
2711290000	PETROL GAS A OTH GAS HYDROCARBONS,GASEOUS, NESOI	X		113,568
	BRITISH VIRGIN ISLANDS			113,568
2712100000	PETROLEUM JELLY	KG	4,107	3,080
	TRINIDAD AND TOBAGO		4,107	3,080
2715000000	BIT MIX FR NAT ASPH, NAT BIT,PET BIT,MIN TAR OR PT	T	195	184,391
	BRITISH VIRGIN ISLANDS		133	62,115
	DOMINICA		54	117,320
	DOMINICAN REPUBLIC		8	4,956
	PRODUCTS OF THE CHEMICAL OR ALLIED INDUSTRIES	TOTAL		4,570,309,466
	INORGANIC CHEMICALS; ORGANIC OR INORGANIC COMPOUNDS OF PRECIOUS METALS, OF RARE-EARTH METALS, OF RADIOACTIVE ELEMENTS OR OF ISOTOPES	TOTAL		6,029,775

TABLE - 5 EXPORTS FROM PUERTO RICO TO FOREIGN COUNTRIES,
BY COMMODITY AND COUNTRY OF DESTINATION
FISCAL YEAR 2003

COMM CODE	DESCRIPTION AND COUNTRY	UNIT	QUANTITY	VALUE - $
2804290050	OTHER RARE GASES	KM3	107	7,456
	DOMINICAN REPUBLIC		107	7,456
2804610000	SILICON CONTAIN BY WT NT < 99.99% OF SILICON	KG	64	34,557
	DOMINICAN REPUBLIC		64	34,557
2805110000	SODIUM	KG	2,122	6,530
	BARBADOS		1,122	2,580
	KOREA,REP. OF (SOUTH KOREA)		1,000	3,950
2807000000	SULFURIC ACID AND OLEUM	T	14	6,800
	ANTIGUA AND BARBUDA		14	6,800
2810000000	OXIDES OF BORON AND BORIC ACID	T	15	7,650
	DOMINICAN REPUBLIC		15	7,650
2811210000	CARBON DIOXIDE	T	592	78,921
	DOMINICAN REPUBLIC		231	42,900
	UNITED KINGDOM OF GT BRITAIN		361	36,021
2811220000	SILICON DIOXIDE	KG	140	5,420
	BRAZIL		140	5,420
2812105050	OTHER CHLORIDES AND CHLORIDE OXIDES OF NONMETALS	KG	12	5,400
	DOMINICAN REPUBLIC		12	5,400
2815120000	SODIUM HYDROXIDE IN AQUEOUS SOLUTION	KG	91,770	18,716
	DOMINICAN REPUBLIC		91,770	18,716
2818100000	ARTIFICIAL CORUNDUM	KG	2,894	11,982
	SINGAPORE		2,894	11,982
2821100005	SYNTHETIC PIGMENTS OF IRON OXIDES AND HYDROXIDES	KG	384	4,347
	TRINIDAD AND TOBAGO		384	4,347
2826300000	SODIUM HEXAFLUOROALUMINATE (SYNTHETIC CRYOLITE)	T	3	5,427
	BARBADOS		3	5,427
2827320000	ALUMINUM CHLORIDE	KG	181,640	137,894
	COLOMBIA		11,090	5,577
	DOMINICA		8,332	6,720
	DOMINICAN REPUBLIC		47,552	44,401
	ECUADOR		22,126	4,980
	MEXICO		1,280	26,824
	SAINT LUCIA		91,260	49,392
2829900000	PERCHLORATE; BROMATE, PERBROMATE; IODATE,PERIODATE	KG	5,039	3,310,885
	IRELAND		5,039	3,310,885
2833190000	SODIUM SULFATES, EXCEPT DISODIUM SULFATES, NESOI	KG	17,530	12,800
	DOMINICAN REPUBLIC		17,530	12,800
2835250000	CALCIUM HYDROGENORTHOPHOSPHATE (DICALC PHOSPHATE)	KG	157,532	85,198
	DOMINICAN REPUBLIC		13,130	7,221
	MEXICO		144,402	77,977
2835260000	OTHER PHOSPHATES OF CALCIUM, NESOI	KG	41,820	63,960
	GERMANY		41,820	63,960
2836910050	LITHIUM CARBONATES, EXCEPT U.S.P. GRADE, NESOI	KG	785	15,700
	TRINIDAD AND TOBAGO		785	15,700
2837110000	CYANIDES AND CYANIDE OXIDES OF SODIUM	KG	6,015	1,633,226
	FRANCE		6,015	1,633,226
2840300000	PEROXOBORATES (PERBORATES)	KG	7,000	2,800
	DOMINICAN REPUBLIC		7,000	2,800
2843100000	COLLOIDAL PRECIOUS METALS	GM	189,188	90,449
	BARBADOS		37,361	18,200
	JAMAICA		15,897	11,504
	NETHERLAND ANTIL. EXC ARUBA		46,900	26,191
	SAINT VINCENT AND GRENADINES		9,539	2,709
	TRINIDAD AND TOBAGO		79,491	31,845
2843210000	SILVER NITRATE	KG	50	7,501
	SRI LANKA		50	7,501
2843300000	GOLD COMPOUNDS	KG	2,673	48,110
	DOMINICAN REPUBLIC		2,673	48,110
2843900000	ORGANIC COMPOUND PRECIOUS METAL; AMALGRAMS, NESOI	KG	9	4,200
	DOMINICAN REPUBLIC		9	4,200
2844400020	RADIOACT ELEMENT, ISOTOPE & COMPOUND, NESOI	MBQ	1,725,330	20,140
	CHINA (TAIWAN)		1,725,330	20,140
2851000000	OTHER INORGANIC COMPOUNDS; LIQ AIR; AMALGAMS,NESOI	X		403,706
	ANGUILLA			22,578
	CHINA,PEOPLE'S REP.(MAINLAND)			358,700
	DOMINICAN REPUBLIC			10,500

TABLE - 5 EXPORTS FROM PUERTO RICO TO FOREIGN COUNTRIES,
BY COMMODITY AND COUNTRY OF DESTINATION
FISCAL YEAR 2003

COMM CODE	DESCRIPTION AND COUNTRY	UNIT	QUANTITY	VALUE - $
	URUGUAY			11,928
	ORGANIC CHEMICALS	TOTAL		1,231,851,270
2903110010	CHLOROMETHANE (METHYL CHLORIDE)	KG	66,419	27,820
	DOMINICAN REPUBLIC		66,419	27,820
2903120000	DICHLOROMETHANE (METHYLENE CHLORIDE)	KG	1,907	8,153
	DOMINICAN REPUBLIC		1,907	8,153
2903301520	METHYL BROMIDE (BROMOMETHANE)	KG	448	4,048
	DOMINICAN REPUBLIC		448	4,048
2903302050	OTHER FLUOR, BROMIN OR IODIN DERIV OF ACYLC HYDCAR	KG	746	2,822
	MEXICO		746	2,822
2903410000	TRICHLOROFLUOROMETHANE (CFC-11)	KG	366	19,889
	DOMINICAN REPUBLIC		366	19,889
2903420000	DICHLORODIFLUOROMETHANE (CFC-12)	KG	3,257	8,645
	NETHERLANDS		3,257	8,645
2903499010	CHLORODIFLUOROMETHANE (CFC-22 SERIES)	KG	16,988	26,505
	COLOMBIA		16,988	26,505
2905120010	PROPAN-1-OL	KG	6,190	6,809
	DOMINICAN REPUBLIC		6,190	6,809
2905120050	PROPAN-2-OL	KG	758	3,300
	DOMINICAN REPUBLIC		758	3,300
2905291000	ALLYL ALCOHOL (2-PROPEN-1-0L;PROPENYL ALCOHOL)	KG	504	3,960
	DOMINICAN REPUBLIC		504	3,960
2905320000	PROPYLENE GLYCOL (PROPANE-1,2-DIOL)	KG	191,388	164,552
	GERMANY		191,388	164,552
2905430000	MANNITOL	KG	7,779	17,577
	BRAZIL		7,779	17,577
2907210000	RESORCINOL AND ITS SALTS	KG	17,195	6,301
	DOMINICAN REPUBLIC		17,195	6,301
2909191800	ETHERS OF MONOHYDIRC ALCOHOLS, NESOI	KG	84,078	353,820
	ARUBA		12,565	35,520
	BAHAMAS		7,999	13,680
	BARBADOS		20,177	86,640
	BERMUDA		21,471	67,260
	CAYMAN ISLANDS		87	13,680
	INDIA		164	27,600
	JAMAICA		47	17,100
	NETHERLAND ANTIL. EXC ARUBA		21,494	82,080
	TRINIDAD AND TOBAGO		74	10,260
2909600000	ALCOHOL PEROXIDES, ETHER PEROX, KETONE PEROX ETC	KG	735	19,563
	DOMINICAN REPUBLIC		735	19,563
2910900000	EPOXIDES, EPOXYALCOHOLS ETC WITH 3-MEMBER RING ETC	KG	435	505,584
	BELGIUM		435	505,584
2912110000	METHANAL (FORMALDEHYDE)	KG	12,731	36,376
	COSTA RICA		12,731	36,376
2912190000	ACYCLIC ALDEHYDES WITHOUT OTHER OXY FUNC NESOI	KG	32,300	230,614
	GERMANY		26,520	208,182
	MEXICO		5,780	22,432
2912210000	BENZALDEHYDE	KG	419	30,722
	FRANCE		240	17,677
	IRELAND		179	13,045
2912290000	CYCLIC ALDEHYDES WITHOUT OTHER OXY FUNC NESOI	KG	1,067,963	3,682,689
	MEXICO		471,005	1,610,488
	SWITZERLAND		596,958	2,072,201
2912490000	ALDEHYDE-ETHERS, ALDEHYDE-PHENOLS ETC NESOI	KG	12,285	39,926
	MEXICO		12,285	39,926
2912505000	CYCLIC POLYMERS OF ALDEHYDES, NESOI	KG	156,417	96,235
	DOMINICAN REPUBLIC		156,417	96,235
2912600000	PARAFORMALDEHYDE	KG	78,331	47,076
	DOMINICAN REPUBLIC		78,331	47,076
2914399000	AROMATIC KETONES W OUT OTHER OXYGEN FUNCTION,NESOI	KG	15,200	158,080
	INDIA		15,200	158,080
2914404000	AROMATIC KETONE-ALCOHOLS AND KETONE-ALDEHYDES,NESO	KG	405	19,624
	CHINA,PEOPLE'S REP.(MAINLAND)		405	19,624
2915320000	VINYL ACETATE	KG	3,055	8,074
	ANGUILLA		2,920	4,706

TABLE - 5 EXPORTS FROM PUERTO RICO TO FOREIGN COUNTRIES,
BY COMMODITY AND COUNTRY OF DESTINATION
FISCAL YEAR 2003

COMM CODE	DESCRIPTION AND COUNTRY	UNIT	QUANTITY	VALUE - $
	BRITISH VIRGIN ISLANDS		135	3,368
2915503000	OTHER SALTS AND ESTERS OF PROPIONIC ACID	KG	760,300	1,325,157
	SPAIN		760,300	1,325,157
2916126000	ESTERS OF ACRYLIC ACID NESOI	KG	208	3,078
	BRAZIL		208	3,078
2916142050	OTHER ESTERS OF METHACRYLIC ACID	KG	39,277	374,585
	BRAZIL		181	2,839
	CHINA,PEOPLE'S REP.(MAINLAND)		15,486	149,569
	INDIA		1,015	12,240
	IRELAND		20,054	180,486
	JAPAN		2,541	29,451
2916322000	BENZOYL CHLORIDE	KG	2,240	44,800
	TRINIDAD AND TOBAGO		2,240	44,800
2918110000	LACTIC ACID, ITS SALTS AND ESTERS	KG	114	7,487
	IRELAND		114	7,487
2918120000	TARTARIC ACID	KG	20,000	80,196
	IRELAND		20,000	80,196
2918140000	CITRIC ACID	KG	16,461	94,004
	BARBADOS		16,461	94,004
2918906000	CARBOXYLIC ACIDS WITH ADDITIONAL OXY FUNC NESOI	KG	7,150	441,512
	ITALY		7,150	441,512
2921210000	ETHYLENEDIAMINE AND ITS SALTS	KG	290,854	16,793,457
	HUNGARY		10,739	401,876
	ITALY		5,714	13,288
	JAPAN		155,954	12,390,021
	MEXICO		46,614	108,412
	SPAIN		71,833	3,879,860
2921300000	CYCLANIC, CYCLENIC ETC MONO- OR POLYAMINES ETC	KG	327	358,930
	TURKEY		327	358,930
2922498050	AMINO-ACIDS (EXCLUDING AROMATIC) ETC NESOI	KG	4,107	5,232,519
	BRAZIL		653	4,592
	IRELAND		184	318,794
	ITALY		3,270	4,909,133
2922504500	AROMATIC AMINO-ALCOHOL-PHENOL, OTH AMINO W OXG ETC	KG	69,306	4,185,758
	COSTA RICA		10,322	875,891
	FRANCE		17,808	354,596
	ITALY		8,621	1,022,271
	PAKISTAN		20,950	1,257,000
	SOMALIA		11,605	676,000
2922505000	NON-AROMATIC AMINO-COMPOUNDS WITH OXYGEN FUNCTION	KG	1,660	42,318
	MEXICO		64	30,000
	NETHERLAND ANTIL. EXC ARUBA		1,596	12,318
2923201000	PURIFIED EGG PHOSPHOLIPIDS, PHARMACDUTICAL GRADE	KG	1,662	12,325
	BARBADOS		1,662	12,325
2924190000	ACYCLIC AMIDES AND THEIR DERIV ETC, NESOI	KG	2,230	1,366,180
	CHINA,PEOPLE'S REP.(MAINLAND)		360	7,240
	ITALY		1,870	1,358,940
2924297597	AROMATIC CYCLIC AMIDES (INC CYCLIC CARBAMATES) ETC	KG	40,736	3,743,750
	MEXICO		40,736	3,743,750
2925204500	AROMATIC IMINES AND DERIVATIVES; SALTS THEREOF	KG	200	700,000
	MEXICO		200	700,000
2930904550	OTHER ORGANO-SULFUR ACID COMPOUNDS	KG	11,335	311,401
	IRELAND		11,335	311,401
2931001200	4,4'-DIPHENYL-BIS-PHOSPHONOUS ACID, ETC.	KG	60	9,951
	CHINA,PEOPLE'S REP.(MAINLAND)		60	9,951
2931009055	ORGANO-INORGANIC COMPOUNDS NESOI	KG	119,862	141,657
	GEORGIA		68,138	78,584
	GERMANY		51,724	63,073
2932110000	TETRAHYDROFURAN	KG	882	8,860
	DOMINICAN REPUBLIC		882	8,860
2932292000	AROMATIC LACTONES USED AS DRUGS	KG	1,198	1,119,420
	CHINA,PEOPLE'S REP.(MAINLAND)		1,198	1,119,420
2932296000	LACTONES NESOI	KG	22,491	20,440,503
	NETHERLANDS		20,193	16,083,776
	NEW ZEALAND		2,123	3,003,627
	SWEDEN		175	1,353,100
2932910000	ISOSAFROLE	KG	248	438,902

TABLE - 5 EXPORTS FROM PUERTO RICO TO FOREIGN COUNTRIES,
BY COMMODITY AND COUNTRY OF DESTINATION
FISCAL YEAR 2003

COMM CODE	DESCRIPTION AND COUNTRY	UNIT	QUANTITY	VALUE - $
	FINLAND		248	438,902
2932920000	1-(1,3-BENZODIOXOL-5-YL) PROPAN-2-ONE	KG	1,561	1,533,203
	CHINA,PEOPLE'S REP.(MAINLAND)		1,536	1,528,738
	TUNISIA		25	4,465
2932999000	HETEROCYC CMPDS WITH OXY HETERO-ATOM(S) NESOI	KG	2,619	866,211
	FINLAND		368	227,633
	SWITZERLAND		2,251	638,578
2933290000	CMPDS CONT AN UNFUSED IMIDAZOLE RING ETC NESOI	KG	26,170	17,194,838
	IRELAND		17,544	11,528,048
	SWITZERLAND		8,626	5,666,790
2933399060	CMPDS CONT AN UNFUSED PYRIDINE RING ETC NESOI	KG	60,140	381,770,510
	BELGIUM		20,368	364,510,918
	IRELAND		38,825	16,284,834
	RUSSIA		550	605,000
	SWEDEN		397	369,758
2933493000	PESTICIDES CONT A QUINOLINE OR ISOQUIN RING-SY ETC	KG	134	2,790
	TRINIDAD AND TOBAGO		134	2,790
2933497050	CMPDS CONTAIN QUINOLINE/ISOQUINOLINE RING, NESOI	KG	114	33,118
	COSTA RICA		114	33,118
2933520000	MALONYLUREA (BARBITURIC ACID) AND ITS SALTS	KG	7,636	53,728
	JAMAICA		7,636	53,728
2933590500	PESTICIDES CONT A PYRIMIDINE RING OR PIPERAZINE RN	KG	1,741	22,749
	ANTIGUA AND BARBUDA		1,487	18,189
	TRINIDAD AND TOBAGO		254	4,560
2933595960	DRUGS CONT A PYRIMIDINE OR PIPERAZINE RING ETC	KG	1,717	1,715,978
	FRANCE		30	400,000
	JAMAICA		3	2,600
	MEXICO		176	250,041
	SPAIN		1,508	1,063,337
2933992600	ANTIHISTAMINES	KG	1,190	1,238,470
	FRANCE		150	23,282
	ITALY		34	108,588
	RUSSIA		1,006	1,106,600
2933995300	CARDIOVASCULAR DRUGS, NESOI	KG	2,776	7,542,383
	AUSTRALIA		1,261	189,384
	FRANCE		467	2,633,767
	HONG KONG		362	15,312
	MALAYSIA		85	9,600
	MEXICO		20	85,320
	NETHERLANDS		581	4,609,000
2933995500	ANALGESICS, ANTIPYRETICS AND NON-HORMONAL ETC	KG	2,525	8,500
	SAINT LUCIA		2,525	8,500
2933996100	ANTIDEPRESSANTS, TRANQUILIERS ETC, NESOI	KG	610	122,600
	ITALY		610	122,600
2933996500	ANTICONVULSANTS, HYPNOTICS AND SEDATIVES	KG	142	48,518
	ARUBA		55	13,231
	NETHERLAND ANTIL. EXC ARUBA		87	35,287
2933997000	DRUGS PRIM AFFECT THE CENT NERV SYSTEM, NESOI	KG	305	71,856
	KOREA,REP. OF (SOUTH KOREA)		15	63,520
	UNITED KINGDOM OF GT BRITAIN		290	8,336
2934100000	CMPDS CONT AN UNFUSED THIAZOLE RING IN THE STRUCT	KG	560	4,840,000
	MEXICO		560	4,840,000
2934302700	OTHER DRUGS CONT A PHENOTHIAZINE RING SYSTEM ETC	KG	5,358	13,263,369
	ARGENTINA		850	225,709
	ISRAEL		10	27,355
	ITALY		999	8,032,523
	NORWAY		3,499	4,977,782
2934990000	NUCLEIC ACIDS & THER SALTS;HETEROCYCLIC COMP,NESOI	KG	259	135,046
	FRANCE		34	37,935
	SWITZERLAND		225	97,111
2935004000	SULFONAMIDES USED AS DRUGS	KG	3,508	701,949
	AUSTRALIA		1,050	350,970
	GERMANY		270	64,504
	ISRAEL		28	10,850
	ITALY		360	67,725
	NETHERLANDS		1,800	207,900
2935009550	SULFONAMIDES, EXCLUDING DRUGS	KG	464,844	151,459,846

TABLE - 5 EXPORTS FROM PUERTO RICO TO FOREIGN COUNTRIES,
BY COMMODITY AND COUNTRY OF DESTINATION
FISCAL YEAR 2003

COMM CODE	DESCRIPTION AND COUNTRY	UNIT	QUANTITY	VALUE - $
	AUSTRALIA		10,776	5,622,400
	CHINA,PEOPLE'S REP.(MAINLAND)		4,601	481,038
	FRANCE		420,827	135,927,868
	JAPAN		24,207	8,264,640
	KOREA,REP. OF (SOUTH KOREA)		1,142	220,000
	NETHERLANDS		3,291	943,900
2936270000	VITAMIN C (ASCORBIC ACID) AND ITS DERIVATIVES	KG	14,854	118,763
	BARBADOS		14,854	118,763
2936291000	FOLIC ACID	KG	1,699	147,000
	INDIA		1,699	147,000
2936291500	NIACIN AND NIACINAMIDE	KG	4,443	34,297
	DOMINICAN REPUBLIC		4,443	34,297
2936299055	OTHER VITAMINS AND THEIR DERIVATIVES, NESOI	KG	244	13,104
	IRELAND		233	8,085
	SOUTH AFRICA,REP.OF		11	5,019
2936900000	OTHER INCLUDING NATURAL CONCENTRATES	KG	100	27,352
	CHINA,PEOPLE'S REP.(MAINLAND)		100	27,352
2937110000	SOMATOTROPIN, ITS DERIVS & STRUCT ANALOGUES	GM	90,001	327,000
	URUGUAY		90,001	327,000
2937230000	ESTROGENS AND PROGESTINS	GM	6,468,000	434,625
	CANADA		6,452,000	265,025
	HUNGARY		16,000	169,600
2937290000	ADRENAL CORTICAL HORMONES AND DERIV NESOI	GM	23,349	793,866
	BELGIUM		23,349	793,866
2937900000	HORMONES, PROSTGLNDINS, ETC DERIV & ANALOGS, NESOI	GM	12,204,040	1,023,600
	BRAZIL		12,204,040	1,023,600
2938900000	OTHER GLYCOSIDES, NATURAL OR SYNTHETIC AND DERIV	KG	10,794	2,670,039
	MEXICO		696	131,202
	THAILAND		705	148,280
	TURKEY		1,454	314,801
	UNITED KINGDOM OF GT BRITAIN		7,939	2,075,756
2939910000	COCAINE,ECGONINE,LEVOMETAMINE ETC; SALTS & DERIVAT	KG	771	175,385
	IRELAND		771	175,385
2939990000	VEGETABLE ALKALOIDS, NATURAL OR REPRODUCED NESOI	KG	758	179,797
	IRELAND		108	19,836
	SWEDEN		650	159,961
2940002000	D-ARABINOSE SUGAR, CHEM PURE EXC (SUCROSE ETC.)	KG	483	18,369
	NEW ZEALAND		483	18,369
2941106000	PENICILLINS AND THEIR DERIVATIVES ETC NESOI	KG	45,565	15,257,721
	BELGIUM		160	640,000
	BRAZIL		221	90,138
	ECUADOR		10	5,900
	FRANCE		22,870	11,886,362
	GERMANY		103	54,993
	INDIA		169	342,700
	IRELAND		40	125,000
	ITALY		21,340	1,602,884
	JAPAN		10	159,856
	MEXICO		247	46,710
	SPAIN		231	249,397
	TURKEY		91	20,072
	VENEZUELA		73	33,709
2941500000	ERYTHROMYCIN AND ITS DERIVATIVES; SALTS THEREOF	GM	530,629,595	268,848,472
	ARGENTINA		4,948,004	1,799,445
	BRAZIL		779,004	329,253
	CHINA,PEOPLE'S REP.(MAINLAND)		4,173,397	22,806,896
	COLOMBIA		4,752,007	2,367,985
	DJIBOUTI		38,001	20,496
	EGYPT		900,001	69,243
	ETHIOPIA		351,001	23,583
	FRANCE		16,218,004	2,762,038
	GEORGIA		2,622,001	138,788
	GERMANY		1,258,001	59,570
	GREECE		1,774,004	120,750
	ICELAND		905,001	53,216
	INDIA		2,866,257	1,253,237
	INDONESIA		499,001	64,144

TABLE - 5 EXPORTS FROM PUERTO RICO TO FOREIGN COUNTRIES,
BY COMMODITY AND COUNTRY OF DESTINATION
FISCAL YEAR 2003

COMM CODE	DESCRIPTION AND COUNTRY	UNIT	QUANTITY	VALUE - $
	ISRAEL		29,902,590	13,389,416
	ITALY		37,395,283	16,085,971
	JAPAN		75,336,831	49,432,867
	JORDAN		2,500,001	144,925
	MACAO		400,001	65,531
	MEXICO		25,355,491	12,154,454
	MONGOLIA		113,001	15,000
	MOROCCO		878,002	129,824
	NETHERLANDS		157,184,591	123,672,766
	NEW CALEDONIA		3,955,000	2,805,442
	PAKISTAN		51,471,346	4,822,457
	PHILIPPINES		2,714,008	1,476,456
	SINGAPORE		1,160,001	59,602
	SWITZERLAND		26,046,071	1,284,396
	THAILAND		22,318,004	1,097,906
	TUNISIA		809,002	108,010
	UNITED ARAB EMIRATES		1,908,001	161,950
	UNITED KINGDOM OF GT BRITAIN		49,098,687	10,072,855
2941906000	ANTIBIOTICS NESOI	KG	277,576	281,451,658
	ARGENTINA		2,511	707,024
	AUSTRALIA		650	52,909
	BELGIUM		120,464	147,058,499
	BRAZIL		2,471	577,389
	CANADA		3,048	391,350
	CHILE		2,423	129,468
	CHINA (TAIWAN)		8,677	1,319,440
	COLOMBIA		12,804	17,818,077
	COSTA RICA		717	55,884
	DOMINICAN REPUBLIC		290	24,819
	ECUADOR		521	37,836
	EGYPT		408	94,619
	FRANCE		30,021	71,571,678
	GERMANY		6,544	434,545
	GREECE		62	52,327
	HONG KONG		432	65,438
	IRELAND		12,071	5,624,521
	ISRAEL		15	22,557
	ITALY		5,725	14,450,596
	MEXICO		19,002	13,855,099
	NETHERLANDS		1,086	102,988
	PANAMA		21,365	3,249,913
	PERU		67	23,926
	PHILIPPINES		163	13,368
	PORTUGAL		20	9,500
	SPAIN		24,754	3,099,514
	THAILAND		1,042	130,389
	UNITED KINGDOM OF GT BRITAIN		60	100,800
	VENEZUELA		163	43,185
2942000000	ORGANIC COMPOUNDS NESOI	KG	2,357	14,899,046
	FRANCE		343	1,484,215
	UNITED KINGDOM OF GT BRITAIN		2,014	13,414,831
	PHARMACEUTICAL PRODUCTS	TOTAL		2,759,386,804
3002100190	OTHER BLOOD FRACTIONS NESOI	KG	210,636	13,599,471
	BAHAMAS		25	3,900
	BARBADOS		34	6,080
	BELGIUM		2,250	81,563
	CANADA		20,345	667,063
	CAYMAN ISLANDS		66	10,260
	JAPAN		187,339	12,701,966
	NETHERLANDS		363	50,119
	TRINIDAD AND TOBAGO		109	58,513
	UNITED KINGDOM OF GT BRITAIN		105	20,007
3002200000	VACCINES FOR HUMAN MEDICINE	KG	8,874	197,480
	TRINIDAD AND TOBAGO		8,874	197,480
3002300000	VACCINES FOR VETRINARY MEDICINE	KG	492	39,449

TABLE - 5 EXPORTS FROM PUERTO RICO TO FOREIGN COUNTRIES,
BY COMMODITY AND COUNTRY OF DESTINATION
FISCAL YEAR 2003

COMM CODE	DESCRIPTION AND COUNTRY	UNIT	QUANTITY	VALUE - $
	COSTA RICA		235	23,411
	DOMINICAN REPUBLIC		177	12,538
	EL SALVADOR		80	3,500
3002905150	OTR TOXINS MICROORGANISM CULTURES & SIM PROD NESOI	KG	453	29,034
	CANADA		453	29,034
3003100000	MEDICAMENTS CONT PENICILLINS OR DERIVATIVES ETC	KG	4,157	273,942
	ARUBA		114	5,338
	BAHAMAS		499	18,927
	BERMUDA		225	9,340
	BRITISH VIRGIN ISLANDS		612	19,954
	GRENADA		27	2,649
	JAMAICA		1,023	60,239
	NETHERLAND ANTIL. EXC ARUBA		803	62,600
	TRINIDAD AND TOBAGO		566	42,048
	TUNISIA		108	48,673
	UNITED KINGDOM OF GT BRITAIN		180	4,174
3003200000	MEDICAMENTS CONTAINING OTHER ANTIBIOTICS ETC	KG	188,909	49,101,595
	ARGENTINA		847	273,634
	AUSTRALIA		21,157	16,746,453
	BRAZIL		461	79,763
	CHINA (TAIWAN)		833	51,986
	CHINA,PEOPLE'S REP.(MAINLAND)		4,534	4,502,951
	COLOMBIA		771	385,037
	EGYPT		22,950	718,271
	FINLAND		13	43,680
	FRANCE		7,419	1,841,425
	HONG KONG		200	467,998
	INDIA		145	54,324
	INDONESIA		2,198	573,076
	IRELAND		4,400	42,240
	ISRAEL		1,400	16,364
	ITALY		21,589	9,885,279
	JAMAICA		250	5,790
	JAPAN		54,040	557,250
	KOREA,REP. OF (SOUTH KOREA)		6,060	192,100
	MEXICO		3,090	3,349,321
	MOROCCO		41	17,693
	NETHERLAND ANTIL. EXC ARUBA		1,350	2,628
	NETHERLANDS		1,773	1,425,614
	PAKISTAN		4,289	375,271
	PANAMA		1,242	1,448,136
	PHILIPPINES		346	239,444
	SAUDI ARABIA		18,794	970,714
	SYRIA		121	42,049
	THAILAND		500	3,404
	TURKEY		24	120,000
	UNITED KINGDOM OF GT BRITAIN		8,072	4,669,700
3003310000	MEDICAMENTS CONTAINING INSULIN BUT NOT ANTIBIOTICS	KG	818	19,490
	BAHAMAS		96	5,050
	BARBADOS		722	14,440
3003390000	MEDICAMENT CONT HORMONES OR PROD OF HD 2937 ETC	X		107,798,641
	CHINA,PEOPLE'S REP.(MAINLAND)			92,480
	JAMAICA			37,033
	MEXICO			397,768
	SWITZERLAND			107,271,360
3003900000	OTHER MEDICAMENTS (EXC GOODS OF HDS 3002,3005 ETC)	KG	85,705	20,771,051
	ANTIGUA AND BARBUDA		205	25,297
	ARUBA		589	304,591
	AUSTRALIA		366	76,274
	BAHAMAS		2,335	323,218
	BARBADOS		1,264	218,274
	BERMUDA		196	37,224
	BRITISH VIRGIN ISLANDS		2	3,641
	CAYMAN ISLANDS		84	26,821
	DOMINICAN REPUBLIC		1,408	130,263
	FRANCE		10,354	1,764,047
	GERMANY		13,607	2,198,914

TABLE - 5 EXPORTS FROM PUERTO RICO TO FOREIGN COUNTRIES,
BY COMMODITY AND COUNTRY OF DESTINATION
FISCAL YEAR 2003

COMM CODE	DESCRIPTION AND COUNTRY	UNIT	QUANTITY	VALUE - $
	GRENADA		131	8,101
	GUYANA		706	44,878
	HAITI		15	3,495
	ICELAND		804	1,245,425
	IRELAND		733	172,926
	ITALY		476	80,331
	JAMAICA		6,476	1,267,267
	JAPAN		222	146,519
	MEXICO		19,359	10,448,504
	NETHERLAND ANTIL. EXC ARUBA		2,628	261,070
	SAUDI ARABIA		74	4,040
	SPAIN		18,281	1,118,902
	THAILAND		102	3,307
	TRINIDAD AND TOBAGO		5,118	850,424
	UNITED KINGDOM OF GT BRITAIN		170	7,298
3004101010	MEDICAMENTS CONT PENICILLIN G SLTS FOR VETRIN USE	KG	61	5,926
	TRINIDAD AND TOBAGO		61	5,926
3004101020	PENICILLIN G SALTS(SINGLES) NOT FOR VETERINARY USE	KG	3,536	252,229
	DOMINICAN REPUBLIC		3,536	252,229
3004101045	COMBINATION ANTIBIOTICS CONT PENICILLIN G SALT ETC	KG	2,344	21,841
	ANTIGUA AND BARBUDA		2,119	7,848
	MEXICO		225	13,993
3004105060	MEDICAMENTS CONT PENICILLINS OR STREPTOMYCINS ETC	KG	191,595	18,497,538
	ARGENTINA		2,758	120,320
	BERMUDA		432	19,263
	BRAZIL		13,660	2,382,776
	CANADA		2,755	584,384
	CHINA (TAIWAN)		327	290,500
	DOMINICAN REPUBLIC		11,758	51,746
	HONG KONG		2,039	131,650
	INDIA		11,670	1,330,580
	ISRAEL		11,497	1,621,500
	ITALY		19,313	4,312,770
	KOREA,REP. OF (SOUTH KOREA)		532	153,222
	MALAYSIA		288	33,883
	MEXICO		1,155	289,666
	NAMIBIA		1,147	7,728
	NETHERLAND ANTIL. EXC ARUBA		2,277	7,860
	PAKISTAN		4,047	242,528
	PANAMA		4,561	787,801
	PERU		660	59,430
	SAINT KITTS AND NEVIS		907	6,462
	SINGAPORE		878	23,651
	SOUTH AFRICA,REP.OF		2,232	132,492
	TRINIDAD AND TOBAGO		487	9,740
	UNITED ARAB EMIRATES		93	47,520
	UNITED KINGDOM OF GT BRITAIN		96,122	5,850,066
3004200010	MEDICAMENTS CONT ANTIBIOTICS NESOI, VET USE	KG	11,990	3,749,912
	GERMANY		11,990	3,749,912
3004200020	ERYTHROMYCIN, SINGLES OR IN COMB ETC NOT FOR VET	KG	7,468	480,633
	ARUBA		305	23,571
	BAHAMAS		140	22,037
	BARBADOS		535	45,835
	CAYMAN ISLANDS		30	10,288
	ITALY		1,144	175,748
	JAMAICA		2,079	85,932
	NETHERLAND ANTIL. EXC ARUBA		578	60,269
	TRINIDAD AND TOBAGO		2,657	56,953
3004200030	TETRACYCLINE, SINGLES OR IN COMB ETC NOT FOR VET	KG	38,575	5,818,818
	JAPAN		38,575	5,818,818
3004200060	OTHER ANTIBIOTICS NESOI,NOT FOR VETERINARY	KG	6,047	1,595,891
	ANTIGUA AND BARBUDA		54	5,476
	ARUBA		282	99,920
	BAHAMAS		1,101	188,268
	BARBADOS		854	76,837
	BERMUDA		52	44,558
	CAYMAN ISLANDS		24	15,560

TABLE - 5 EXPORTS FROM PUERTO RICO TO FOREIGN COUNTRIES,
BY COMMODITY AND COUNTRY OF DESTINATION
FISCAL YEAR 2003

COMM CODE	DESCRIPTION AND COUNTRY	UNIT	QUANTITY	VALUE - $
	DOMINICAN REPUBLIC		73	19,817
	GRENADA		57	12,036
	HAITI		16	8,672
	JAMAICA		1,987	470,351
	MEXICO		345	145,373
	NETHERLAND ANTIL. EXC ARUBA		446	207,219
	NETHERLANDS		4	5,692
	PHILIPPINES		49	4,995
	SAINT LUCIA		9	2,688
	SPAIN		3	8,129
	TRINIDAD AND TOBAGO		691	280,300
3004310000	MEDICAMENTS CONT INSULIN BUT NOT CONT ANTIBIOTICS	KG	221	85,353
	ANTIGUA AND BARBUDA		58	24,435
	ARUBA		129	52,419
	JAMAICA		10	4,430
	NETHERLAND ANTIL. EXC ARUBA		24	4,069
3004320000	MEDICAMENTS CONT ADRENAL CORTEX HORMONES ETC	KG	23,634	14,687,249
	CANADA		773	35,275
	GERMANY		9,826	8,936,672
	JAMAICA		1,275	18,308
	JAPAN		10,044	2,731,088
	NETHERLAND ANTIL. EXC ARUBA		20	4,915
	PANAMA		1,503	2,929,850
	SOUTH AFRICA,REP.OF		118	7,122
	TRINIDAD AND TOBAGO		75	24,019
3004390010	PROD OF HEAD 2937 BUT NOT CONT ANTIBIO NESOI	KG	4,107	62,240
	JAMAICA		4,107	62,240
3004390050	PROD OF HEAD 2937 ETC,NOT FOR VETERINARY USE,ETC	KG	165,267	68,747,917
	ARGENTINA		66	21,491
	ARUBA		714	55,860
	AUSTRALIA		1,183	541,746
	BAHAMAS		11	19,464
	BARBADOS		189	20,636
	BELGIUM		1,469	957,279
	BERMUDA		1	2,700
	BRAZIL		1,946	843,068
	CANADA		5,551	393,329
	CHINA,PEOPLE'S REP.(MAINLAND)		5,964	1,463,973
	COSTA RICA		12	22,068
	CZECH REPUBLIC		52	18,075
	DOMINICAN REPUBLIC		51	18,078
	GERMANY		81	7,186
	GUYANA		7,462	24,692
	IRELAND		46,863	30,367,906
	ITALY		850	47,999
	JAMAICA		545	72,774
	JAPAN		10,673	5,132,959
	NETHERLAND ANTIL. EXC ARUBA		150	29,000
	SWITZERLAND		60,846	23,690,513
	TRINIDAD AND TOBAGO		369	31,400
	UNITED KINGDOM OF GT BRITAIN		6,453	3,031,959
	URUGUAY		13,766	1,933,762
3004400010	CARDIOVASCULAR MEDICAMENTS	KG	1,328	819,013
	ARUBA		39	25,854
	BARBADOS		273	81,331
	JAMAICA		219	173,610
	NETHERLAND ANTIL. EXC ARUBA		41	40,979
	PANAMA		665	405,496
	TRINIDAD AND TOBAGO		91	91,743
3004400020	ANTICONVULSANTS, HYPNOTICS AND SEDATIVES	KG	52,094	10,645,563
	ARUBA		63	23,897
	BAHAMAS		432	4,020
	BARBADOS		51	4,450
	BELGIUM		2,851	186,005
	CHINA,PEOPLE'S REP.(MAINLAND)		18,441	3,117,638
	FRANCE		15,509	1,299,628
	GRENADA		16	5,975

TABLE - 5 EXPORTS FROM PUERTO RICO TO FOREIGN COUNTRIES,
BY COMMODITY AND COUNTRY OF DESTINATION
FISCAL YEAR 2003

COMM CODE	DESCRIPTION AND COUNTRY	UNIT	QUANTITY	VALUE - $
	ITALY		2,299	955,473
	JAMAICA		228	8,764
	NETHERLAND ANTIL. EXC ARUBA		8	5,344
	NORWAY		8,873	4,823,445
	PHILIPPINES		2,557	120,780
	TRINIDAD AND TOBAGO		522	39,267
	UNITED KINGDOM OF GT BRITAIN		244	50,877
3004400030	ANTIDEPRESSANTS, TRANQUILIZERS AND OTHER PSYCH AGT	KG	238,963	63,845,795
	ARGENTINA		7,457	642,678
	BELGIUM		94,015	18,838,019
	BRAZIL		47,386	5,305,335
	CHILE		806	41,733
	IRELAND		30,632	24,783,555
	ITALY		303	2,512,000
	JAPAN		3,583	516,324
	MEXICO		32,036	3,229,717
	NORWAY		250	4,847,500
	PAKISTAN		166	138,000
	PORTUGAL		645	80,447
	SPAIN		13,234	1,302,764
	UNITED KINGDOM OF GT BRITAIN		8,330	1,511,140
	URUGUAY		120	96,583
3004400040	OTHER MEDICAMENTS PRIM AFFECTING THE CNS NESOI	KG	1,972	426,703
	INDIA		1,246	60,000
	MEXICO		189	159,298
	NETHERLAND ANTIL. EXC ARUBA		7	9,955
	SPAIN		530	197,450
3004400050	DERMATOLOGICAL AGENTS AND LOCAL ANESTHETICS	KG	15,934	1,228,490
	CHINA,PEOPLE'S REP.(MAINLAND)		1,471	31,474
	DOMINICAN REPUBLIC		542	6,178
	MEXICO		6,204	617,931
	SOUTH AFRICA,REP.OF		1,380	107,427
	TURKEY		2,124	199,368
	UNITED KINGDOM OF GT BRITAIN		4,213	266,112
3004400060	MEDICAMENTS AFFECTING EYES,EARS OR RESPIRATORY SYS	KG	56,848	6,458,118
	ANTIGUA AND BARBUDA		458	13,146
	ARUBA		9,965	364,740
	BAHAMAS		1,395	171,850
	BARBADOS		5,357	572,195
	BELGIUM		1,094	224,927
	CAYMAN ISLANDS		1,175	66,361
	CHINA,PEOPLE'S REP.(MAINLAND)		1,198	1,116,375
	DOMINICAN REPUBLIC		722	74,643
	GRENADA		59	2,664
	GUYANA		698	44,730
	ITALY		1,542	262,370
	JAMAICA		9,660	826,218
	JAPAN		4,358	1,332,751
	NETHERLAND ANTIL. EXC ARUBA		11,404	758,250
	SAINT LUCIA		78	2,990
	TRINIDAD AND TOBAGO		7,685	623,908
3004400070	OTHER MEDICAMENTS CONTAINING ALKALOIDS ETC	KG	52,318	12,644,359
	AUSTRALIA		715	10,147
	CANADA		18,836	4,911,172
	IRELAND		990	9,423
	JAPAN		31,709	7,481,200
	UNITED KINGDOM OF GT BRITAIN		68	232,417
3004504500	MEDICAMENTS OF HEADING 2936 CONT VITAMINS ETC	KG	22,115	258,470
	ARUBA		110	12,229
	BERMUDA		1,542	4,364
	BRITISH VIRGIN ISLANDS		1,328	8,640
	CAYMAN ISLANDS		3,054	16,283
	COLOMBIA		232	7,674
	DOMINICAN REPUBLIC		9,497	13,000
	HAITI		925	4,410
	JAMAICA		3,204	23,978
	NETHERLAND ANTIL. EXC ARUBA		1,199	69,916

TABLE - 5 EXPORTS FROM PUERTO RICO TO FOREIGN COUNTRIES,
BY COMMODITY AND COUNTRY OF DESTINATION
FISCAL YEAR 2003

COMM CODE	DESCRIPTION AND COUNTRY	UNIT	QUANTITY	VALUE - $
	SOUTH AFRICA,REP.OF		823	78,044
	TRINIDAD AND TOBAGO		201	19,932
3004505005	OTHER MEDICAMENTS CONT VITAMINS ETC, NESOI	KG	6,692	310,215
	COSTA RICA		1,654	125,822
	DOMINICAN REPUBLIC		2,018	68,115
	EL SALVADOR		838	31,793
	GUATEMALA		636	49,830
	HONDURAS		1,180	22,385
	PANAMA		366	12,270
3004505020	SINGLE VITAMINS,NOT COMB WITH MINERLS/NUTRIENTS	KG	18,673	651,282
	ARUBA		1,336	31,402
	BARBADOS		589	9,404
	GERMANY		276	3,315
	JAMAICA		2,269	53,294
	MEXICO		5,359	344,385
	NETHERLAND ANTIL. EXC ARUBA		1,997	45,957
	SAINT LUCIA		252	8,313
	TRINIDAD AND TOBAGO		6,595	155,212
3004505030	MULT VITAMINS COMB WITH MINERLS OR OTHER NUTRIENTS	KG	73,463	3,587,031
	ANTIGUA AND BARBUDA		1,276	34,062
	ARUBA		3,998	41,676
	BARBADOS		3,920	94,208
	CANADA		17,550	2,294,769
	DOMINICAN REPUBLIC		9,669	184,517
	GRENADA		645	16,159
	GUYANA		278	6,889
	JAMAICA		14,148	387,912
	NETHERLAND ANTIL. EXC ARUBA		4,822	99,013
	POLAND		2,467	61,666
	SAINT KITTS AND NEVIS		844	21,110
	SAINT LUCIA		765	25,422
	SAINT VINCENT AND GRENADINES		1,138	23,830
	TRINIDAD AND TOBAGO		11,943	295,798
3004505040	MULT VITAMINS NOT COMB WITH MINERLS/NUTRIENTS	KG	63,880	533,376
	ARUBA		2,273	15,275
	BAHAMAS		10,410	70,421
	BARBADOS		2,187	12,237
	BERMUDA		5,456	25,400
	BRITISH VIRGIN ISLANDS		3,870	16,098
	CAYMAN ISLANDS		669	3,422
	DOMINICAN REPUBLIC		3,661	64,793
	HAITI		5,094	26,788
	JAMAICA		10,439	112,988
	NETHERLAND ANTIL. EXC ARUBA		1,352	18,164
	SAINT LUCIA		459	2,540
	TRINIDAD AND TOBAGO		18,010	165,250
3004901000	MEDICAMENTS CONT ANTIGENS OR HYALURONIC ACID,ETC	KG	445,020	10,835,836
	ANTIGUA AND BARBUDA		5,371	40,210
	ARUBA		48,336	240,586
	BAHAMAS		30,742	165,376
	BANGLADESH		1,974	13,336
	BARBADOS		42,886	204,561
	BERMUDA		16,696	107,859
	BRITISH VIRGIN ISLANDS		8,573	44,374
	BULGARIA		962	3,849
	CAYMAN ISLANDS		9,248	48,649
	COSTA RICA		157	21,596
	CYPRUS		853	4,079
	DOMINICAN REPUBLIC		87	42,284
	FRANCE		2,043	4,639,384
	GRENADA		4,407	25,763
	GUYANA		17	5,847
	HAITI		25,915	2,912,335
	JAMAICA		81,757	532,125
	MEXICO		750	298,049
	NAMIBIA		3,812	5,395
	NETHERLAND ANTIL. EXC ARUBA		95,311	589,172

TABLE - 5 EXPORTS FROM PUERTO RICO TO FOREIGN COUNTRIES,
BY COMMODITY AND COUNTRY OF DESTINATION
FISCAL YEAR 2003

COMM CODE	DESCRIPTION AND COUNTRY	UNIT	QUANTITY	VALUE - $
	SAINT VINCENT AND GRENADINES		418	2,526
	THAILAND		48	26,508
	TRINIDAD AND TOBAGO		51,948	378,648
	TURKEY		4,386	460,122
	TURKS AND CAICOS ISLANDS		1,809	5,971
	UNITED KINGDOM OF GT BRITAIN		6,514	17,232
3004909103	MEDICAMENTS FOR VETERINARY USE IN DOSES/PKG,NESOI	KG	134,587	7,567,881
	ARGENTINA		151	16,095
	ARUBA		42	7,826
	AUSTRALIA		4,828	265,709
	BAHAMAS		85	13,860
	BELIZE		47	7,439
	CANADA		31,495	523,357
	CAYMAN ISLANDS		30	6,452
	COSTA RICA		676	58,392
	DOMINICAN REPUBLIC		1,493	207,381
	EL SALVADOR		146	14,915
	FRANCE		189	42,120
	GUATEMALA		1,219	151,254
	HONDURAS		309	40,022
	ITALY		1,272	59,400
	JAMAICA		256	44,757
	JAPAN		85,095	5,624,419
	NETHERLAND ANTIL. EXC ARUBA		83	12,143
	PANAMA		228	22,878
	PORTUGAL		1,626	136,986
	SPAIN		5,304	308,570
	TRINIDAD AND TOBAGO		13	3,906
3004909105	SULFONAMIDES IN DOSED/PKG FOR RETAIL SALE	KG	1,037	36,808
	GUATEMALA		392	29,849
	JAMAICA		645	6,959
3004909110	ANTI-INFECTIVE MEDICAMENTS NESOI	KG	19,600	3,000,839
	ARGENTINA		397	90,356
	CANADA		13,139	1,276,151
	JAMAICA		17	2,945
	SAUDI ARABIA		855	688,600
	SOUTH AFRICA,REP.OF		2,805	696,700
	TRINIDAD AND TOBAGO		106	12,087
	TURKEY		2,281	234,000
3004909115	ANTINEOPLASTIC AND IMMUNOSUPRESSIVE MEDICAMENTS	KG	612,184	1,039,306,559
	ANTIGUA AND BARBUDA		83	77,608
	ARGENTINA		853	1,352,942
	ARUBA		45	91,400
	AUSTRALIA		2,336	1,613,176
	BAHAMAS		52	40,956
	BARBADOS		76	70,174
	BELGIUM		52,365	183,256,982
	BERMUDA		24	34,306
	BRAZIL		4,124	3,157,740
	CANADA		251	78,536
	CAYMAN ISLANDS		2	2,646
	CHILE		131	33,248
	CHINA (TAIWAN)		4,140	1,771,000
	DOMINICAN REPUBLIC		366	118,946
	ECUADOR		277	315,544
	EGYPT		510	69,448
	FINLAND		430	50,090
	FRANCE		157,515	268,017,995
	GAMBIA		591	14,986,714
	GERMANY		802	1,082,501
	GREECE		141	122,639
	HUNGARY		303	15,194
	INDONESIA		23	4,000
	IRELAND		110,885	84,443,120
	ISRAEL		131	203,821
	ITALY		151,799	338,300,671
	JAMAICA		537	220,992

TABLE - 5 EXPORTS FROM PUERTO RICO TO FOREIGN COUNTRIES,
BY COMMODITY AND COUNTRY OF DESTINATION
FISCAL YEAR 2003

COMM CODE	DESCRIPTION AND COUNTRY	UNIT	QUANTITY	VALUE - $
	JAPAN		9,392	42,836,477
	KOREA,REP. OF (SOUTH KOREA)		940	695,397
	LEBANON		140	140,000
	MEXICO		26,101	15,002,851
	MOROCCO		40	17,643
	NETHERLAND ANTIL. EXC ARUBA		114	164,798
	NETHERLANDS		152	271,131
	PANAMA		10,321	8,978,128
	PHILIPPINES		259	45,800
	POLAND		541	1,998,749
	PORTUGAL		183	76,536
	RUSSIA		400	440,000
	SAINT VINCENT AND GRENADINES		5	3,532
	SOUTH AFRICA,REP.OF		8,096	4,904,889
	SPAIN		56,422	9,933,926
	SWEDEN		328	161,214
	SWITZERLAND		1,829	561,149
	TRINIDAD AND TOBAGO		275	317,101
	TURKEY		2,560	6,454,857
	UNITED ARAB EMIRATES		278	376,260
	UNITED KINGDOM OF GT BRITAIN		4,762	46,163,806
	VENEZUELA		254	229,926
3004909120	CARDIOVASCULAR MEDICAMENTS IN DOSES/PKG FR RT SALE	KG	253,459	213,636,994
	ANTIGUA AND BARBUDA		77	53,962
	ARGENTINA		3,674	863,592
	ARUBA		289	54,633
	AUSTRALIA		2,629	3,393,466
	BAHAMAS		67	55,236
	BARBADOS		312	120,481
	BELGIUM		36,087	7,465,494
	BERMUDA		11	6,681
	BRAZIL		5,250	802,550
	CANADA		44,501	10,419,884
	CAYMAN ISLANDS		17	11,943
	CHINA (TAIWAN)		20,077	8,749,200
	CHINA,PEOPLE'S REP.(MAINLAND)		24,244	72,979
	DOMINICAN REPUBLIC		124	13,500
	FRANCE		30,281	38,894,508
	GERMANY		15,687	20,176,754
	GRENADA		7	3,615
	HONG KONG		942	1,444,471
	HUNGARY		191	11,667
	IRELAND		1,857	3,297,908
	ITALY		2,858	12,531,100
	JAMAICA		400	53,100
	JAPAN		408	41,545
	KOREA,REP. OF (SOUTH KOREA)		3,010	2,322,103
	MALAYSIA		2,028	1,214,387
	MEXICO		4,865	16,761,568
	MOROCCO		200	18,417
	NETHERLAND ANTIL. EXC ARUBA		128	81,469
	NETHERLANDS		13,144	43,816,244
	PANAMA		190	3,929
	PHILIPPINES		1,114	764,850
	SAUDI ARABIA		4,100	3,904,700
	SINGAPORE		854	417,031
	SOUTH AFRICA,REP.OF		2,160	52,038
	SPAIN		70	3,321
	SRI LANKA		40	7,990
	THAILAND		1,016	1,214,113
	TRINIDAD AND TOBAGO		246	101,127
	TURKEY		2,842	1,876,401
	UNITED ARAB EMIRATES		829	919,663
	UNITED KINGDOM OF GT BRITAIN		25,674	31,413,820
	VENEZUELA		615	110,550
	VIETNAM		344	95,004
3004909125	ANALGESICS, ANTIPYRETICS AND NONHORM ANTI-INFL ETC	KG	394,457	335,945,616

TABLE - 5 EXPORTS FROM PUERTO RICO TO FOREIGN COUNTRIES,
BY COMMODITY AND COUNTRY OF DESTINATION
FISCAL YEAR 2003

COMM CODE	DESCRIPTION AND COUNTRY	UNIT	QUANTITY	VALUE - $
	ANTIGUA AND BARBUDA		257	16,238
	ARGENTINA		20,103	380,715
	ARUBA		1,451	76,552
	BAHAMAS		1,197	9,589
	BARBADOS		4,897	67,634
	BELGIUM		233,200	278,566,299
	BRAZIL		1,755	2,271,118
	CANADA		7,248	330,404
	CHINA,PEOPLE'S REP.(MAINLAND)		2,693	2,312,944
	GRENADA		175	5,932
	GUADELOUPE		26	2,937
	GUATEMALA		4,121	58,127
	HAITI		653	23,123
	JAMAICA		6,190	370,922
	LATVIA		604	23,557
	MEXICO		41,535	3,085,115
	NETHERLAND ANTIL. EXC ARUBA		1,076	30,971
	NETHERLANDS		27,008	15,823,271
	SAINT LUCIA		919	20,760
	SAINT VINCENT AND GRENADINES		1	3,548
	TRINIDAD AND TOBAGO		3,144	150,399
	UNITED KINGDOM OF GT BRITAIN		36,204	32,315,461
3004909130	ANTICONVULSANTS, HYPNOTICS & SEDATIVES FR RTL SALE	KG	50,264	3,036,208
	BAHAMAS		162	9,883
	BARBADOS		262	12,335
	BELGIUM		655	46,206
	COSTA RICA		2,091	131,836
	DOMINICAN REPUBLIC		211	13,749
	GUYANA		8	5,344
	IRELAND		23,637	1,116,776
	PORTUGAL		6,617	887,235
	SWITZERLAND		902	42,610
	TRINIDAD AND TOBAGO		1,543	72,880
	UNITED KINGDOM OF GT BRITAIN		12,698	600,000
	VENEZUELA		1,478	97,354
3004909135	ANTIDEPRESSANTS, TRANQUILIZERS AND OTHER PSYCH AGT	KG	20,799	21,121,667
	BERMUDA		2	2,790
	CANADA		16,014	18,447,569
	PORTUGAL		3,596	809,624
	UNITED KINGDOM OF GT BRITAIN		1,187	1,861,684
3004909140	MEDICAMENTS PRIM AFFECT THE CENT NER SYSTEM,NESOI	KG	423,536	106,733,444
	ARGENTINA		8,613	207,104
	ARUBA		1,177	31,434
	AUSTRALIA		18,056	327,387
	BAHAMAS		194	17,664
	BARBADOS		452	14,700
	BELGIUM		279,775	28,756,865
	BRAZIL		22,058	606,883
	CANADA		32,185	72,233,552
	CHILE		2,759	102,652
	CHINA (TAIWAN)		8,550	369,864
	CHINA,PEOPLE'S REP.(MAINLAND)		9,139	1,086,750
	COLOMBIA		2,491	91,590
	ECUADOR		536	65,773
	EL SALVADOR		176	9,173
	GUATEMALA		172	5,678
	JAMAICA		115	20,280
	JAPAN		1,209	33,755
	KOREA,REP. OF (SOUTH KOREA)		6,131	240,480
	MEXICO		23,522	2,099,912
	PERU		787	39,277
	PHILIPPINES		573	16,764
	SAUDI ARABIA		1,225	98,119
	SINGAPORE		1,754	111,944
	VENEZUELA		1,887	145,844
3004909145	DERMATOLOGICAL AGENTS AND LOCAL ANESTHETICS ETC.	KG	47,362	1,592,039
	ANTIGUA AND BARBUDA		294	5,558

TABLE - 5 EXPORTS FROM PUERTO RICO TO FOREIGN COUNTRIES,
BY COMMODITY AND COUNTRY OF DESTINATION
FISCAL YEAR 2003

COMM CODE	DESCRIPTION AND COUNTRY	UNIT	QUANTITY	VALUE - $
	ARUBA		323	8,373
	BARBADOS		180	3,412
	CANADA		19,307	1,345,174
	JAMAICA		2,014	41,135
	TRINIDAD AND TOBAGO		4,151	81,483
	UNITED KINGDOM OF GT BRITAIN		21,093	106,904
3004909150	LAXATIVES IN MEAS DOSES/PKG FOR RETAIL SALE	KG	112,233	2,149,766
	BELGIUM		875	46,034
	COLOMBIA		1,710	63,004
	DOMINICAN REPUBLIC		193	20,038
	ECUADOR		110	4,074
	ITALY		15,000	276,153
	MEXICO		10,453	208,373
	NETHERLAND ANTIL. EXC ARUBA		628	15,547
	PANAMA		5,191	147,195
	TRINIDAD AND TOBAGO		470	8,639
	UNITED KINGDOM OF GT BRITAIN		76,303	1,316,424
	VENEZUELA		1,300	44,285
3004909155	ANTACIDS IN MEAS DOSES/PKG FOR RETAIL SALE	KG	125,350	1,134,726
	ANTIGUA AND BARBUDA		1,125	10,116
	ARUBA		7,696	69,264
	AUSTRALIA		56,253	485,609
	BAHAMAS		4,001	40,717
	BARBADOS		827	7,440
	BERMUDA		5,820	52,356
	CAYMAN ISLANDS		854	7,680
	GRENADA		1,565	14,070
	HAITI		427	3,840
	JAMAICA		9,564	97,486
	NETHERLAND ANTIL. EXC ARUBA		16,350	154,797
	NETHERLANDS		1,664	14,976
	PHILIPPINES		1,103	9,924
	SAINT LUCIA		752	6,763
	SAINT VINCENT AND GRENADINES		427	3,840
	TRINIDAD AND TOBAGO		16,922	155,848
3004909160	MEDICAMENTS PRIMARILY AFFECT DIGEST SYSTEM NESOI	KG	191,253	3,313,382
	ARUBA		42	39,876
	AUSTRALIA		1,759	655,127
	BAHAMAS		1,090	5,400
	BARBADOS		18,704	98,600
	CANADA		5,155	2,142,793
	CAYMAN ISLANDS		5,784	7,205
	COLOMBIA		610	3,428
	DOMINICAN REPUBLIC		1,927	4,800
	JAMAICA		134,691	179,814
	KOREA,REP. OF (SOUTH KOREA)		12,168	110,068
	NETHERLAND ANTIL. EXC ARUBA		9,323	66,271
3004909165	DIURETICS IN MEASURED DOSES/PACKING FOR RTL SALE	KG	1,305	710,288
	UNITED KINGDOM OF GT BRITAIN		1,305	710,288
3004909170	MEDICAMENT PRIM AFFECT ELECTROLY,CALORIC ETC,NESOI	KG	118,590	780,134
	CANADA		115,511	761,450
	JAMAICA		3,008	14,524
	TRINIDAD AND TOBAGO		71	4,160
3004909175	COUGH AND COLD PREPARATIONS, NESOI	KG	62,267	389,754
	ARUBA		2,033	30,694
	BARBADOS		175	2,519
	BERMUDA		873	34,746
	DOMINICA		244	4,011
	HAITI		846	16,291
	JAMAICA		22,617	119,177
	NETHERLAND ANTIL. EXC ARUBA		3,639	47,518
	SAINT VINCENT AND GRENADINES		191	2,758
	SURINAME		17,665	52,317
	TRINIDAD AND TOBAGO		13,984	79,723
3004909176	COUGH AND COLD PREPARATIONS, NESOI	KG	184,384	895,225
	ARUBA		9,745	49,128
	AUSTRALIA		3,211	80,316

TABLE - 5 EXPORTS FROM PUERTO RICO TO FOREIGN COUNTRIES,
BY COMMODITY AND COUNTRY OF DESTINATION
FISCAL YEAR 2003

COMM CODE	DESCRIPTION AND COUNTRY	UNIT	QUANTITY	VALUE - $
	BAHAMAS		1,652	15,955
	BARBADOS		7,130	24,576
	CANADA		2,211	54,660
	CAYMAN ISLANDS		420	6,477
	DOMINICAN REPUBLIC		556	15,548
	GRENADA		255	4,067
	JAMAICA		80,472	287,645
	NETHERLAND ANTIL. EXC ARUBA		8,956	61,015
	SAINT LUCIA		1,253	10,843
	SURINAME		34,306	122,889
	TRINIDAD AND TOBAGO		34,217	162,106
3004909180	ANTIHISTAMINES IN MEAS DOSES /PKG RTAL SALE	KG	229,814	15,167,129
	CANADA		4,050	74,283
	JAMAICA		850	23,254
	JAPAN		218,752	14,489,088
	NETHERLAND ANTIL. EXC ARUBA		2,106	22,466
	TRINIDAD AND TOBAGO		1,150	15,156
	UNITED KINGDOM OF GT BRITAIN		2,906	542,882
3004909185	OTHER MEDICAMENTS PRIM AFFECT THE EYES, EARS ETC	KG	18,351	1,684,580
	ANTIGUA AND BARBUDA		566	45,332
	ARUBA		114	7,136
	AUSTRALIA		1,218	11,169
	BAHAMAS		171	6,808
	BARBADOS		1,694	228,974
	CANADA		4,669	367,913
	CAYMAN ISLANDS		65	2,592
	DOMINICAN REPUBLIC		555	126,434
	GUYANA		32	11,742
	HAITI		60	25,640
	JAMAICA		1,148	92,165
	MEXICO		5,567	511,369
	NAMIBIA		320	6,568
	NETHERLAND ANTIL. EXC ARUBA		1,242	76,729
	TRINIDAD AND TOBAGO		739	157,762
	UNITED KINGDOM OF GT BRITAIN		191	6,247
3004909190	MEDICAMENTS IN MEAS DOSES FOR RETAIL SALE, NESOI	KG	3,156,523	566,104,747
	ANGUILLA		63	12,078
	ANTIGUA AND BARBUDA		9	5,580
	ARGENTINA		2,729	374,931
	ARUBA		47,725	155,854
	AUSTRALIA		1,554	399,502
	BAHAMAS		265,928	694,299
	BARBADOS		332,213	383,854
	BELGIUM		352	16,974
	BERMUDA		20,814	57,045
	BRAZIL		37,667	514,009
	BRITISH VIRGIN ISLANDS		14	24,617
	CANADA		201,762	110,851,307
	CAYMAN ISLANDS		13,155	27,067
	CHINA (TAIWAN)		13,268	5,542,393
	COLOMBIA		1,879	34,685
	DOMINICA		1	12,000
	DOMINICAN REPUBLIC		772,309	774,625
	EGYPT		230	29,702
	FRANCE		13,031	27,086,311
	GERMANY		4,458	869,349
	GREECE		40	15,800
	GRENADA		13	2,519
	GUYANA		37,267	72,994
	HONG KONG		440	238,284
	IRELAND		1,895	2,052,749
	ITALY		12,602	7,476,840
	JAMAICA		420,252	711,124
	JAPAN		7,353	1,806,164
	JORDAN		40	24,682
	KOREA,REP. OF (SOUTH KOREA)		60,201	4,331,376
	KYRGYZSTAN		1,572	8,454

TABLE - 5 EXPORTS FROM PUERTO RICO TO FOREIGN COUNTRIES,
BY COMMODITY AND COUNTRY OF DESTINATION
FISCAL YEAR 2003

COMM CODE	DESCRIPTION AND COUNTRY	UNIT	QUANTITY	VALUE - $
	LEBANON		417	332,500
	MALAYSIA		1,765	794,352
	MEXICO		939	977,929
	MONTSERRAT		11	7,062
	MOROCCO		99	22,780
	NAMIBIA		11,279	95,235
	NETHERLAND ANTIL. EXC ARUBA		187,530	829,025
	NETHERLANDS		196,080	381,071,251
	NEW ZEALAND		1,783	6,261
	NICARAGUA		103	13,089
	PANAMA		686	37,398
	PHILIPPINES		2,912	1,678,251
	SAINT VINCENT AND GRENADINES		4,667	8,400
	SAUDI ARABIA		5,712	5,206,050
	SINGAPORE		890	466,860
	SOUTH AFRICA,REP.OF		7,798	218,356
	SPAIN		730	280,160
	SRI LANKA		20	3,996
	SWITZERLAND		6,485	1,278,927
	THAILAND		882	708,907
	TRINIDAD AND TOBAGO		441,874	618,534
	TURKEY		2,660	2,116,410
	UNITED ARAB EMIRATES		919	1,072,205
	UNITED KINGDOM OF GT BRITAIN		8,551	3,414,527
	VIETNAM		895	239,114
3005100000	ADHESIVE DRESSINGS AND OTHER ARTCL HAVING ADH LAY	KG	10,197	520,052
	DOMINICAN REPUBLIC		5,438	118,505
	KOREA,REP. OF (SOUTH KOREA)		1	5,822
	NETHERLAND ANTIL. EXC ARUBA		463	26,678
	SWITZERLAND		376	319,007
	TRINIDAD AND TOBAGO		3,919	50,040
3005900000	WADDING, GAUZE AND SIMILAR ARTICLES ETC NESOI	KG	25,282	460,576
	CANADA		3,246	112,997
	DOMINICAN REPUBLIC		7,410	192,117
	GUATEMALA		575	11,580
	INDIA		2,614	28,217
	ISRAEL		39	8,000
	MEXICO		2,749	62,789
	NETHERLANDS		215	3,767
	VENEZUELA		8,434	41,109
3006100000	STERILE SURGICAL CATGUT, SIMILAR STERILE MATER ETC	KG	5,560	1,654,718
	DOMINICAN REPUBLIC		4,830	511,845
	NETHERLAND ANTIL. EXC ARUBA		278	20,702
	SAINT LUCIA		18	4,325
	UNITED KINGDOM OF GT BRITAIN		434	1,117,846
3006200000	BLOOD-GROUPING REAGENTS	KG	4,612	96,750
	NETHERLANDS		4,612	96,750
3006300000	OPACIFYING PREPARATIONS FOR X-RAY EXAMINATIONS ETC	KG	3,366	484,244
	CANADA		118	95,045
	NORWAY		3,198	368,071
	SWITZERLAND		50	21,128
3006400000	DENTAL CEMENTS AND OTHER DENTAL FILLINGS ETC	KG	5,271	481,900
	FRANCE		1,200	78,000
	GERMANY		2,347	268,271
	ITALY		1,406	99,450
	NETHERLANDS		318	36,179
3006500000	FIRST-AID BOXES AND KITS	KG	639	8,965
	MEXICO		571	6,360
	SINGAPORE		68	2,605
3006600000	CHEMICAL CONTRACEPTIVE PREPS BASED ON HORMONES ETC	KG	174,394	10,048,556
	BANGLADESH		89,401	2,935,440
	CANADA		2,506	463,286
	COSTA RICA		757	47,284
	DOMINICAN REPUBLIC		511	5,312
	GHANA		8,278	271,800
	IRELAND		9,238	4,105,706
	PERU		13,410	440,316

TABLE - 5 EXPORTS FROM PUERTO RICO TO FOREIGN COUNTRIES,
BY COMMODITY AND COUNTRY OF DESTINATION
FISCAL YEAR 2003

COMM CODE	DESCRIPTION AND COUNTRY	UNIT	QUANTITY	VALUE - $
	PHILIPPINES		39,461	1,295,670
	SWITZERLAND		1,892	196,678
	TANZANIA		8,940	287,064
3006700000	GEL PREP FOR USE IN HUMAN & VET MED AS LUB/COUPLIN	KG	156	13,200
	HONG KONG		156	13,200
3006800000	WASTE PHARMACEUTICALS	KG	4,272	3,230,106
	JAPAN		4,272	3;230,106
	FERTILIZERS	TOTAL		134,083
3100000000	FERTILIZERS A FERT MATERIALS	X		134,083
	ARUBA			10,628
	DOMINICAN REPUBLIC			42,853
	JAMAICA			80,602
	TANNING OR DYEING EXTRACTS; TANNINS AND THEIR DERIVATIVES; DYES, PIGMENTS AND OTHER COLORING MATTER ; PAINTS AND VARNISHES; PUTTY AND OTHER MASTICS; INKS	TOTAL		3,523,787
3202100000	SYNTHETIC ORGANIC TANNING SUBSTANCES	KG	1,211	24,220
	DOMINICAN REPUBLIC		1,211	24,220
3204120000	ACID DYES & PREPS, MORDANT DYES & PREPS	KG	134	7,148
	BARBADOS		134	7,148
3204192550	SOLVENT DYES & PREPARATIONS BASED THEREON	KG	30,640	84,658
	NAMIBIA		30,640	84,658
3204200000	SYNTHETIC ORGANIC PROD, FLUORESCENT BRIGHTNG AGENT	KG	75	23,112
	CHINA,PEOPLE'S REP.(MAINLAND)		75	23,112
3205000020	RED COLOR LAKES & PREPS, IN NOTE 3 TO THIS CHAP	KG	33	2,827
	IRELAND		33	2,827
3205000050	COLOR LAKES & PREPS, IN NOTE 3 TO THIS CHAP, NESOI	KG	209	7,389
	COLOMBIA		209	7,389
3206496000	OTHER COLORING MATTER AND OTHER PREPARATION, NESOI	KG	20,097	203,636
	BRITISH VIRGIN ISLANDS		392	6,338
	DOMINICAN REPUBLIC		7,413	126,175
	JAMAICA		9,570	16,631
	NETHERLAND ANTIL. EXC ARUBA		2,722	54,492
3207100000	PREPARED PIGMENTS,OPACIFIERS,COLORS & SIMILAR PREP	KG	14,737	114,140
	DOMINICAN REPUBLIC		14,737	114,140
3207200000	VITRIFIABLE ENAMELS & GLAZES,ENGOBES(SLIPS),ETC	KG	15	3,034
	NETHERLANDS		15	3,034
3207400000	GLASS FRIT & OTH GLASS, IN FORM OF POWDER/FLAKES	KG	1,791	38,279
	CHINA (TAIWAN)		1,791	38,279
3208100000	PAINTS & VARNISHES,IN NONAQUEOUS MEDIUM,POLYESTERS	L	465	2,556
	DOMINICAN REPUBLIC		465	2,556
3208200000	PAINTS & VARNISHES,NONAQUEUS,ACRYLIC/VINYL POLYMER	L	261,765	888,467
	ANGUILLA		1,629	15,030
	ARUBA		10,492	26,041
	BAHAMAS		90,476	168,019
	BRITISH VIRGIN ISLANDS		1,147	16,802
	DOMINICAN REPUBLIC		27,009	273,407
	GUADELOUPE		220	9,759
	JAMAICA		95,586	308,849
	NETHERLAND ANTIL. EXC ARUBA		121	5,541
	PANAMA		13,837	32,551
	SAO TOME AND PRINCIPE		6,814	7,860
	TRINIDAD AND TOBAGO		14,434	24,608
3208900000	PAINTS & VARNISHES,IN NONAQUEUS MEDIUM,NESOI	L	129,154	839,721
	ANGUILLA		77	3,460
	ANTIGUA AND BARBUDA		2,314	7,470
	ARUBA		5,685	25,585
	BAHAMAS		2,367	10,614
	BARBADOS		693	8,635
	COSTA RICA		14,946	124,625
	DOMINICAN REPUBLIC		12,613	184,542
	GUATEMALA		10,745	102,628

TABLE - 5 EXPORTS FROM PUERTO RICO TO FOREIGN COUNTRIES,
BY COMMODITY AND COUNTRY OF DESTINATION
FISCAL YEAR 2003

COMM CODE	DESCRIPTION AND COUNTRY	UNIT	QUANTITY	VALUE - $
	JAMAICA		49,703	220,776
	PANAMA		12,170	115,227
	TRINIDAD AND TOBAGO		17,841	36,159
3209100000	PAINTS & VARNISHES,AQUEUS, ACRYLIC OR VINYL POLYMR	L	28,787	114,743
	ANGUILLA		10,211	30,605
	DOMINICAN REPUBLIC		12,365	68,003
	GUADELOUPE		6,211	16,135
3210000000	OTHER PAINTS & VARNISH,PREP WATER PIGMTS FOR LETHR	L	3,615	21,889
	BRITISH VIRGIN ISLANDS		1,154	6,342
	DOMINICAN REPUBLIC		330	3,834
	ITALY		483	2,653
	SAINT LUCIA		1,648	9,060
3212900010	METALLIC ALUMINUM PIGMENTS	KG	1,238	24,003
	CHINA (TAIWAN)		1,238	24,003
3212900050	PIGMENTS,NONAQUEUS,OTH COLORING MAT,RETAIL,NESOI	KG	85,039	288,384
	DOMINICAN REPUBLIC		78,169	231,081
	JAMAICA		6,859	52,989
	SAINT KITTS AND NEVIS		11	4,314
3214100020	MASTICS; EXCEPT CAULKING COMPOUNDS	KG	1,582	31,640
	DOMINICAN REPUBLIC		1,582	31,640
3214901000	GLAZERS' PUTTY,ETC, BASED ON RUBBER	KG	382	7,640
	JAMAICA		382	7,640
3214905000	GLAZERS' PUTTY,ETC, NESOI	KG	685,561	635,429
	AUSTRALIA		267,903	160,456
	BRAZIL		67,533	30,514
	GERMANY		115	8,198
	JAPAN		2,471	69,108
	MEXICO		341,813	167,346
	SINGAPORE		5,233	181,660
	SOUTH AFRICA,REP.OF		433	11,707
	TRINIDAD AND TOBAGO		60	6,440
3215110060	PRINTING INK, BLACK, NESOI	KG	451	9,354
	DOMINICAN REPUBLIC		347	3,594
	KOREA,REP. OF (SOUTH KOREA)		104	5,760
3215190050	PRINTING INK,OTHER THAN BLACK,OFFSET LITHOGRAPHIC	KG	189	7,555
	MEXICO		189	7,555
3215190060	PRINTING INK, OTHER THAN BLACK, NESOI	KG	10,129	102,612
	CHINA (TAIWAN)		49	4,252
	DOMINICAN REPUBLIC		9,534	68,120
	KOREA,REP. OF (SOUTH KOREA)		546	30,240
3215905000	INK,NESOI	KG	5,418	41,351
	ARUBA		50	2,974
	DOMINICAN REPUBLIC		5,368	38,377
	ESSENTIAL OILS AND RESINOIDS; PERFUMERY, COSMETIC OR TOILET PREPARATIONS	TOTAL		26,767,031
3301110000	ESSENTIAL CITRUS FRUIT OILS OF BERGAMOT	KG	1,295	25,900
	ANTIGUA AND BARBUDA		166	3,320
	DOMINICAN REPUBLIC		172	3,440
	NETHERLAND ANTIL. EXC ARUBA		957	19,140
3301240000	ESSENTIAL OILS OF PEPPERMINT (MENTHA PIPERITA)	KG	172	4,888
	ECUADOR		172	4,888
3302100000	MIXTURES ODORIFEROUS SUBSTANCE USE FOOD/ DRINK IND	KG	53,016	1,023,614
	BARBADOS		43,202	822,851
	CANADA		1,053	32,635
	COSTA RICA		793	5,040
	DOMINICA		4,988	99,880
	IRELAND		819	16,688
	THAILAND		907	21,440
	TRINIDAD AND TOBAGO		1,254	25,080
3302900010	PERFUME OIL BLENDS, PROD USE FINISHED PERFUME BASE	KG	1,862	37,240
	DOMINICA		1,526	30,520
	TRINIDAD AND TOBAGO		336	6,720
3302900050	ODORIFEROUS SUBSTANCE USE AS RAW MATER IND, NESOI	KG	51,468	3,554,677
	DOMINICA		3,270	65,400

TABLE - 5 EXPORTS FROM PUERTO RICO TO FOREIGN COUNTRIES,
BY COMMODITY AND COUNTRY OF DESTINATION
FISCAL YEAR 2003

COMM CODE	DESCRIPTION AND COUNTRY	UNIT	QUANTITY	VALUE - $
	GERMANY		48,198	3,489,277
3303000000	PERFUMES AND TOILET WATERS	KG	56,839	1,981,565
	ARUBA		16,219	656,710
	BRITISH VIRGIN ISLANDS		659	39,565
	DOMINICAN REPUBLIC		19,471	406,857
	NETHERLAND ANTIL. EXC ARUBA		19,614	806,053
	SWITZERLAND		876	72,380
3304100000	LIP MAKE-UP PREPARATIONS	X		526,831
	AUSTRALIA			6,450
	BAHAMAS			30,640
	BRITISH VIRGIN ISLANDS			35,035
	DOMINICAN REPUBLIC			21,586
	ISRAEL			373,860
	NETHERLAND ANTIL. EXC ARUBA			59,260
3304200000	EYE MAKE-UP PREPARATIONS	X		23,765
	CHINA (TAIWAN)			2,629
	NETHERLAND ANTIL. EXC ARUBA			14,450
	TRINIDAD AND TOBAGO			6,686
3304910050	MAKE-UP POWDER, WHETHER/NT COMPRESSED, NESOI	X		53,031
	BRITISH VIRGIN ISLANDS			43,011
	CHILE			10,020
3304995000	BEAUTY & SKIN CARE PREPARATION, NESOI	X		3,375,338
	ARUBA			257,526
	AUSTRALIA			20,823
	BARBADOS			31,490
	BOLIVIA			2,987
	BRITISH VIRGIN ISLANDS			560,539
	DOMINICAN REPUBLIC			50,471
	GUATEMALA			7,340
	IRELAND			16,264
	JAPAN			1,371,501
	MEXICO			69,389
	NETHERLAND ANTIL. EXC ARUBA			746,662
	SAINT LUCIA			20,966
	SPAIN			75,421
	TRINIDAD AND TOBAGO			138,959
	VENEZUELA			5,000
3305100000	SHAMPOOS	X		885,014
	ARUBA			52,548
	AUSTRALIA			239,818
	BAHAMAS			2,592
	BARBADOS			22,413
	BELIZE			5,400
	CANADA			5,068
	COSTA RICA			18,040
	DOMINICAN REPUBLIC			115,738
	GUATEMALA			14,460
	HAITI			11,076
	JAMAICA			4,901
	NETHERLAND ANTIL. EXC ARUBA			38,089
	SPAIN			354,871
3305200000	PREPARATIONS FOR PERMANENT WAVING OR STRAIGHTENING	X		50,258
	COSTA RICA			12,622
	DOMINICAN REPUBLIC			33,888
	GUATEMALA			3,748
3305300000	HAIR LACQUERS	KG	381	7,620
	SAINT KITTS AND NEVIS		381	7,620
3305900000	PREPARATIONS FOR USE ON THE HAIR, NESOI	KG	920,533	7,826,619
	ARGENTINA		4,277	32,593
	ARUBA		2,416	12,805
	AUSTRALIA		90,237	796,975
	BRAZIL		20,172	94,327
	CHILE		549	7,038
	DOMINICAN REPUBLIC		61,190	124,398
	GERMANY		416	4,035
	JAPAN		31,887	597,419
	MEXICO		335,333	3,019,546

TABLE - 5 EXPORTS FROM PUERTO RICO TO FOREIGN COUNTRIES,
BY COMMODITY AND COUNTRY OF DESTINATION
FISCAL YEAR 2003

COMM CODE	DESCRIPTION AND COUNTRY	UNIT	QUANTITY	VALUE - $
	NETHERLANDS		14,704	113,935
	SPAIN		41,024	398,851
	THAILAND		23,230	169,704
	UNITED KINGDOM OF GT BRITAIN		295,098	2,454,993
3306100000	DENTIFRICES	X		1,942,492
	ARUBA			5,940
	DOMINICAN REPUBLIC			6,785
	IRELAND			10,834
	MEXICO			1,882,455
	NETHERLAND ANTIL. EXC ARUBA			6,534
	PANAMA			29,944
3306200000	YARN USED TO CLEAN BETWEN THE TEETH (DENTAL FLOSS)	X		111,199
	ARUBA			3,302
	CAYMAN ISLANDS			7,270
	DOMINICAN REPUBLIC			3,100
	JAMAICA			5,997
	NETHERLAND ANTIL. EXC ARUBA			88,034
	TRINIDAD AND TOBAGO			3,496
3306900000	PREPARATIONS FOR ORAL/DENTAL HYGIENE, NESOI	KG	392,531	2,555,564
	ANTIGUA AND BARBUDA		2,339	14,481
	ARGENTINA		8,874	77,181
	ARUBA		19,339	114,551
	BAHAMAS		2,785	25,042
	BARBADOS		829	6,146
	BRAZIL		39,607	421,979
	BRITISH VIRGIN ISLANDS		12,683	62,639
	COLOMBIA		1,056	11,357
	DOMINICAN REPUBLIC		327	10,852
	IRELAND		1,524	5,000
	ITALY		68,795	252,300
	JAMAICA		161,849	1,091,988
	MEXICO		21,479	159,972
	NETHERLAND ANTIL. EXC ARUBA		3,671	31,028
	PANAMA		1,292	10,976
	SAINT LUCIA		2,370	7,769
	TRINIDAD AND TOBAGO		43,712	252,303
3307100000	PRE-SHAVE, SHAVING OR AFTER-SHAVE PREPARATIONS	X		743,382
	ARUBA			31,796
	BARBADOS			22,466
	BELIZE			13,130
	CAYMAN ISLANDS			3,248
	GUYANA			9,317
	JAMAICA			48,930
	NETHERLAND ANTIL. EXC ARUBA			21,346
	SAINT LUCIA			5,491
	SINGAPORE			450,690
	SURINAME			6,884
	TRINIDAD AND TOBAGO			130,084
3307200000	PERSONAL DEODORANTS AND ANTIPERSPIRANTS	X		1,596,148
	ANTIGUA AND BARBUDA			17,512
	ARUBA			61,969
	BAHAMAS			109,741
	BARBADOS			128,050
	BELIZE			53,326
	BRITISH VIRGIN ISLANDS			10,346
	CAYMAN ISLANDS			30,540
	DOMINICAN REPUBLIC			179,277
	GRENADA			13,607
	GUATEMALA			10,434
	GUYANA			17,682
	HAITI			8,920
	JAMAICA			298,880
	MEXICO			28,866
	NETHERLAND ANTIL. EXC ARUBA			36,653
	PANAMA			2,860
	SAINT KITTS AND NEVIS			6,046
	SAINT LUCIA			31,211

TABLE - 5 EXPORTS FROM PUERTO RICO TO FOREIGN COUNTRIES,
BY COMMODITY AND COUNTRY OF DESTINATION
FISCAL YEAR 2003

COMM CODE	DESCRIPTION AND COUNTRY	UNIT	QUANTITY	VALUE - $
	SAINT VINCENT AND GRENADINES			12,044
	SINGAPORE			5,270
	SURINAME			4,033
	TRINIDAD AND TOBAGO			528,881
3307300000	PERFUMED BATH SALTS AND OTHER BATH PREPARATIONS	KG	19,122	229,314
	ARUBA		19,122	229,314
3307490000	PREPARATIONS FOR PERFUMING/DEODORIZING ROOMS	KG	579	19,677
	HAITI		579	19,677
3307900000	PERFUMERY, COSMETIC OR TOILET PREPARATIONS, NESOI	X		192,895
	ARUBA			4,359
	CANADA			24,155
	DOMINICAN REPUBLIC			96,699
	MARTINIQUE			20,300
	NETHERLAND ANTIL. EXC ARUBA			41,186
	SAINT LUCIA			2,856
	TRINIDAD AND TOBAGO			3,340
	SOAP, ORGANIC SURFACE-ACTIVE AGENTS, WASHING PREPARATIONS, LUBRICATING PREPARATIONS, ARTIFICIAL WAXES, PREPARED WAXES, POLISHING OR SCOURING PREPARATIONS, CANDLES AND SIMILAR ARTICLES , MODELING PASTES, DENTAL WAXES AND DENTAL PREPARATIONS WITH A BASIS OF PLASTER	TOTAL	5,477,973	2,910,842
3401110000	SOAP & OTH ORGANIC SURF ACT PROD, TOILET USE, BARS	KG	2,585	15,014
	BRITISH VIRGIN ISLANDS		2,146	7,014
	PANAMA		439	8,000
3401190000	SOAP & OTH ORGN SURF ACT PROD NOT TOILET USE,BARS	KG	4,301	24,761
	BARBADOS		3,554	20,711
	TRINIDAD AND TOBAGO		747	4,050
3402201100	PREP FOR RETAIL SALE, CONT AROMATIC SURF-ACT AGENT	KG	12,107	10,469
	DOMINICAN REPUBLIC		12,107	10,469
3402205100	SURFACE-ACTIVE PREPARATION FOR RETAIL SALE, NESOI	KG	33,846	48,272
	DOMINICAN REPUBLIC		33,846	48,272
3402901000	SYNTHETIC DETERGENTS	KG	10,058	28,927
	BARBADOS		320	2,717
	BRITISH VIRGIN ISLANDS		8,481	21,171
	DOMINICAN REPUBLIC		1,257	5,039
3402903000	SURFACE-ACTIVE PREP, AROMATIC OR MODIFIED AROMATIC	KG	19,635	112,292
	DOMINICAN REPUBLIC		19,617	107,407
	JAMAICA		18	4,885
3402905010	CLEANING PREPARATIONS	KG	15,442	51,080
	DOMINICAN REPUBLIC		15,442	51,080
3402905030	CLEANING PREPARATIONS	KG	5,367,388	2,589,594
	ANGUILLA		181,434	33,376
	ANTIGUA AND BARBUDA		222,394	36,927
	ARUBA		537,050	149,596
	BARBADOS		1,263,527	314,471
	BRITISH VIRGIN ISLANDS		280,496	173,923
	DOMINICA		2,927	11,218
	DOMINICAN REPUBLIC		54,587	113,642
	GRENADA		64,022	10,268
	GUADELOUPE		27,356	7,094
	JAMAICA		861,220	227,941
	MONTSERRAT		43,650	18,806
	NAMIBIA		3,773	11,763
	NETHERLAND ANTIL. EXC ARUBA		1,467,236	1,160,694
	SAINT KITTS AND NEVIS		229,064	188,262
	SAINT LUCIA		19,970	14,657
	SAO TOME AND PRINCIPE		1,632	7,094
	TRINIDAD AND TOBAGO		107,050	109,862
3403190000	LUBRICATING PREPS CONT PETROLEUM OIL FR BITUMINOUS	KG	992	3,220
	DOMINICAN REPUBLIC		992	3,220
3403910000	PREP, TREATMENT OF TEXT,FURSKIN ETC EXC CONT PETRO	KG	4	2,601
	BARBADOS		4	2,601

TABLE - 5 EXPORTS FROM PUERTO RICO TO FOREIGN COUNTRIES,
BY COMMODITY AND COUNTRY OF DESTINATION
FISCAL YEAR 2003

COMM CODE	DESCRIPTION AND COUNTRY	UNIT	QUANTITY	VALUE - $
3403990000	LUBRICATING PREPS,NOT CONT PETROLEUM OILS,NESOI	KG	8,165	17,320
	DOMINICAN REPUBLIC		8,165	17,320
3407004000	PREP OF DENTAL WAX/DENTAL IMPRESSION COMPOUNDS ETC	KG	3,450	7,292
	TRINIDAD AND TOBAGO		3,450	7,292
	ALBUMINOIDAL SUBSTANCES;MODIFIED STARCHES; GLUES; ENZYMES	TOTAL	325,427	7,148,890
3501902000	CASEIN GLUES	KG	12,576	18,039
	DOMINICAN REPUBLIC		12,576	18,039
3504001000	PROTEIN ISOLATES	KG	475	9,900
	SWITZERLAND		475	9,900
3505200000	GLUES BASED ON STARCHES	KG	14,568	15,520
	SAINT LUCIA		14,568	15,520
3506100000	PROD USE AS GLUE/ADHESIVE, FOR SALE, NT WT <= 1 KG	KG	87,387	3,871,934
	AUSTRALIA		3,013	146,943
	AUSTRIA		32	3,570
	BELGIUM		932	168,593
	CHINA,PEOPLE'S REP.(MAINLAND)		447	22,390
	COLOMBIA		4,667	127,598
	COSTA RICA		19	10,500
	DOMINICAN REPUBLIC		31,817	479,133
	FRANCE		701	94,155
	GERMANY		612	66,984
	GREECE		580	33,287
	HONG KONG		721	36,520
	IRELAND		2,336	105,725
	ITALY		63	7,577
	JAPAN		7,912	376,611
	MEXICO		26,671	1,612,272
	PHILIPPINES		114	6,704
	SINGAPORE		4,785	346,391
	SOUTH AFRICA,REP.OF		239	21,141
	SWEDEN		210	86,419
	THAILAND		740	58,209
	UNITED KINGDOM OF GT BRITAIN		776	61,212
3506910000	ADHESIVES BASED ON RUBBER, FOR SALE, NET WT <=1 KG	KG	178,310	3,004,037
	AUSTRALIA		125	3,937
	AUSTRIA		548	34,218
	BRAZIL		1,285	66,018
	CANADA		1,452	12,301
	CHINA (TAIWAN)		76	2,937
	CHINA,PEOPLE'S REP.(MAINLAND)		1,095	55,427
	COLOMBIA		1,785	21,748
	DOMINICAN REPUBLIC		127,286	285,035
	FRANCE		1,349	121,750
	GERMANY		2,018	143,286
	HONG KONG		1,496	90,300
	HUNGARY		951	115,737
	INDIA		162	13,500
	IRELAND		762	35,772
	ITALY		920	59,190
	JAPAN		8,585	319,396
	KOREA,REP. OF (SOUTH KOREA)		513	18,433
	MEXICO		5,653	283,067
	SINGAPORE		18,231	1,025,829
	SOUTH AFRICA,REP.OF		1,490	77,727
	SWEDEN		629	59,667
	THAILAND		69	2,644
	UNITED KINGDOM OF GT BRITAIN		1,830	156,118
3506990000	ADHESIVES, FOR RETAIL SALE, NET WT <=1 KG NESOI	KG	31,093	97,392
	BAHAMAS		1,489	2,609
	BRAZIL		2,667	43,600
	CANADA		580	7,459
	DOMINICAN REPUBLIC		11,684	16,052
	JAMAICA		1,571	2,633
	PANAMA		13,102	25,039

TABLE - 5 EXPORTS FROM PUERTO RICO TO FOREIGN COUNTRIES,
BY COMMODITY AND COUNTRY OF DESTINATION
FISCAL YEAR 2003

COMM CODE	DESCRIPTION AND COUNTRY	UNIT	QUANTITY	VALUE - $
3507907000	ENZYMES AND PREPARED ENZYMES, NESOI	KG	1,018	132,068
	BELGIUM		238	8,960
	CHINA (TAIWAN)		780	123,108
	PHOTOGRAPHIC OR CINEMATOGRAPHIC GOODS	TOTAL		502,943
3701100030	XRAY FILM FOR MEDICAL, OTHER THAN DENTAL IN FLAT	M2	7,476	77,511
	BARBADOS		383	3,223
	DOMINICAN REPUBLIC		3,762	31,703
	JAMAICA		2,676	37,070
	TRINIDAD AND TOBAGO		655	5,515
3701300000	OTH PLATES & FILM, WITH ANY SIDE EXCEEDING 255 MM	M2	371	24,002
	JAMAICA		371	24,002
3701910000	PHOTO PLATES & FILM FOR COLOR PHOTOGRAPHY, FLAT	X		64,063
	ARUBA			9,148
	NETHERLAND ANTIL. EXC ARUBA			54,915
3702320030	MICROFILM, W SILVER HALIDE EMULSION IN ROLLS	M2	1	3,053
	DOMINICAN REPUBLIC		1	3,053
3702510000	FLM, CLR PHOTO,NT OV 16MM & NT OV 14M IN LENGTH	NO	4,835	4,100
	DOMINICAN REPUBLIC		4,835	4,100
3702540000	OTH FLM,CLR PHOTO,OV 16MM,NT OV 35MM&<=30MM,EX,SLD	NO	19,200	42,907
	ARUBA		4,250	8,547
	BRITISH VIRGIN ISLANDS		1,600	7,040
	JAMAICA		7,120	14,762
	NETHERLAND ANTIL. EXC ARUBA		2,370	4,625
	SAINT LUCIA		3,860	7,933
3703106000	PHOTO PAPER, IN ROLLS OVER 610MM, UNEXPOSED,NESOI	M2	1,971	28,000
	TRINIDAD AND TOBAGO		1,971	28,000
3703203000	SLVR HALIDE PAPER, CLR PHOTO, IN ROLLS < 610 MM	M2	99	4,822
	NETHERLAND ANTIL. EXC ARUBA		99	4,822
3705100000	PHOTO PLATES & FILM, EXPOS & DEVL,FOR OFFSET REPRO	NO	3,600	20,304
	BARBADOS		600	3,834
	JAMAICA		3,000	16,470
3706103000	SOUND RECORDING,MOTION PICT FLM,FOR EXHIBIT,> 35MM	M	2,469	84,334
	CHILE		2,388	39,334
	DOMINICAN REPUBLIC		3	3,000
	PERU		78	42,000
3706106030	POSITIVE RELEASE PRINTS FOR FEATURE FILM , >=35 MM	M	68,055	61,467
	CHILE		6,333	15,179
	MEXICO		2,476	17,870
	PARAGUAY		3,901	4,500
	PERU		5,302	7,500
	UNITED KINGDOM OF GT BRITAIN		50,043	16,418
3707900000	CHEM PREP,PHOTO USE, MEAS/RTL SALE, NESOI	KG	25,617	88,380
	DOMINICAN REPUBLIC		12,579	29,569
	IRELAND		686	9,411
	JAMAICA		10,668	21,166
	SINGAPORE		1,684	28,234
	MISCELLANEOUS CHEMICAL PRODUCTS	TOTAL	7,699,306	532,054,041
3808100000	INSECTICIDES	KG	58,407	525,428
	ANTIGUA AND BARBUDA		889	7,949
	ARUBA		625	3,403
	BAHAMAS		74	18,620
	BARBADOS		6,542	131,274
	BELIZE		43	9,081
	CONGO,DEM.REP.(FORMER ZAIRE)		155	4,187
	DOMINICA		717	10,633
	DOMINICAN REPUBLIC		37,017	84,076
	GRENADA		1,914	36,430
	GUYANA		1,016	16,644
	JAMAICA		221	27,847
	MONTSERRAT		533	10,372
	NETHERLAND ANTIL. EXC ARUBA		3,509	70,011
	SAINT KITTS AND NEVIS		300	8,225

TABLE - 5 EXPORTS FROM PUERTO RICO TO FOREIGN COUNTRIES,
BY COMMODITY AND COUNTRY OF DESTINATION
FISCAL YEAR 2003

COMM CODE	DESCRIPTION AND COUNTRY	UNIT	QUANTITY	VALUE - $
	SAINT LUCIA		1,446	15,436
	SAINT VINCENT AND GRENADINES		1,025	15,001
	TRINIDAD AND TOBAGO		2,381	56,239
3808200000	FUNGICIDES	KG	827	11,850
	BARBADOS		632	8,100
	JAMAICA		195	3,750
3808300000	HERBICIDES, ANTISPROUTING PRODUCTS & PLT-GRWTH REG	KG	432,280	116,045,665
	ARGENTINA		14,658	1,012,080
	AUSTRALIA		11,745	4,819,322
	BOLIVIA		1,620	384,474
	BRAZIL		233,493	27,252,691
	CHILE		125	21,952
	COLOMBIA		5,910	1,213,580
	COSTA RICA		1,556	409,590
	FRANCE		96,903	58,773,204
	JAPAN		60,148	20,968,944
	MEXICO		3,430	761,948
	URUGUAY		1,026	93,480
	VENEZUELA		1,666	334,400
3808900000	RODENTICIDES AND SIMILAR PRODUCTS, FOR RETAIL SALE	KG	24,992	92,781
	ANTIGUA AND BARBUDA		820	9,206
	BARBADOS		4,686	17,312
	DOMINICAN REPUBLIC		65	3,115
	GUYANA		3,130	10,141
	JAMAICA		2,250	7,140
	NETHERLAND ANTIL. EXC ARUBA		2,125	9,582
	SAINT VINCENT AND GRENADINES		2,228	6,586
	SURINAME		6,662	19,932
	TRINIDAD AND TOBAGO		3,026	9,767
3810900000	FLUXES & OTH AUXILIARY PREP, SOLDERING, ETC, NESOI	KG	832	4,356
	DOMINICAN REPUBLIC		832	4,356
3811190000	ANTIKNOCK PREPARATIONS, NESOI	KG	4,042	8,195
	ARUBA		4,042	8,195
3811210000	ADDITIVE FOR LUB OIL CONT PETRO/BITUMINOUS MINRL	KG	8,427	13,447
	DOMINICAN REPUBLIC		2,231	4,522
	SPAIN		6,196	8,925
3811900000	ADDITIVES FOR LUBRICATING OILS, NESOI	KG	1,701	33,980
	TRINIDAD AND TOBAGO		1,701	33,980
3814000000	ORGANIC COMPOSITE SOLVENTS & THINNERS, NESOI	KG	2,284	8,665
	ANTIGUA AND BARBUDA		694	5,500
	NETHERLAND ANTIL. EXC ARUBA		1,590	3,165
3815110000	SUPPORTED CATALYSTS W NICKEL/NICKEL COMPOUND ETC	KG	6,554	12,000
	GERMANY		6,554	12,000
3816000050	REFRACTORY CEMENTS, MORTARS, EXC OF 3801, NESOI	KG	41,174	29,910
	BARBADOS		17,424	24,310
	DOMINICAN REPUBLIC		23,750	5,600
3819000000	HYDRAULIC BRAKE FLUIDS/LIQ FOR HYDRAULIC TRANS ETC	KG	13,200	35,720
	DOMINICAN REPUBLIC		13,200	35,720
3820000000	ANTIFREEZING PREP & PREPARED DEICING FLUIDS	KG	45,110	312,288
	BAHAMAS		5,182	4,536
	BARBADOS		5,054	6,487
	BELGIUM		20,983	289,541
	JAMAICA		13,891	11,724
3822000002	DIAGNOSTIC/LAB REAGENTS, EXC 3002/3006; CERT REF	KG	5,636,418	409,376,531
	ANTIGUA AND BARBUDA		30	5,500
	ARGENTINA		1,012	54,651
	ARUBA		56	5,710
	AUSTRALIA		9,155	2,873,455
	BARBADOS		183	55,379
	BELGIUM		1,865,756	39,089,050
	BRAZIL		1,368	128,119
	BRITISH VIRGIN ISLANDS		388	47,872
	BULGARIA		225	55,200
	CANADA		36,712	8,181,801
	CHILE		491	25,527
	CHINA (TAIWAN)		12,472	2,284,963
	CHINA,PEOPLE'S REP.(MAINLAND)		5,680	566,134

TABLE - 5 EXPORTS FROM PUERTO RICO TO FOREIGN COUNTRIES,
BY COMMODITY AND COUNTRY OF DESTINATION
FISCAL YEAR 2003

COMM CODE	DESCRIPTION AND COUNTRY	UNIT	QUANTITY	VALUE - $
	COLOMBIA		270	13,683
	CZECH REPUBLIC		3,896	673,564
	DOMINICAN REPUBLIC		17,488	537,477
	GABON		666	454,893
	GERMANY		2,041,272	35,617,581
	GREECE		5,076	886,096
	HONG KONG		2,912	913,658
	HUNGARY		472	90,120
	ICELAND		19,708	291,709
	INDIA		1,215,442	217,109,458
	INDONESIA		200	9,340
	ISRAEL		40,778	6,872,175
	ITALY		2,438	29,715
	JAMAICA		487	57,879
	JAPAN		51,003	9,362,489
	KENYA		500	46,160
	KOREA,REP. OF (SOUTH KOREA)		35,205	3,751,220
	LAOS		73	4,000
	LATVIA		215	31,825
	MALAYSIA		2,039	268,121
	MEXICO		1,028	136,280
	MOROCCO		4,409	260,461
	NAMIBIA		417	85,000
	NETHERLAND ANTIL. EXC ARUBA		136	6,533
	NETHERLANDS		4,310	864,895
	NEW ZEALAND		2,579	771,557
	PHILIPPINES		584	101,172
	POLAND		15,835	3,604,794
	ROMANIA		700	165,360
	SINGAPORE		15,356	5,263,136
	SLOVAK REPUBLIC(SLOVAKIA)		2,440	308,634
	SLOVENIA		1,245	109,465
	SOUTH AFRICA,REP.OF		4,657	581,519
	SPAIN		100	36,669
	SRI LANKA		49	6,000
	THAILAND		1,281	85,477
	TRINIDAD AND TOBAGO		667	66,263
	UNITED ARAB EMIRATES		28,788	2,870,873
	UNITED KINGDOM OF GT BRITAIN		177,397	63,479,027
	URUGUAY		331	38,545
	VATICAN CITY		333	132,946
	VENEZUELA		108	7,401
3823192000	IND MONOCARB FATY ACID;DER COCONUT,PALM-KERNL,PALM	KG	148	3,023
	ECUADOR		148	3,023
3823194000	IND MONOCARBOXY FATTY ACIDS; ACD OIL F/REFIN,NESOI	KG	160	3,575
	ANTIGUA AND BARBUDA		160	3,575
3823706000	INDUSTRIAL FATTY ALCOHOLS, NESOI	KG	32,463	363,019
	BRAZIL		1,768	20,011
	CHINA,PEOPLE'S REP.(MAINLAND)		7,498	59,936
	INDIA		746	9,041
	IRELAND		22,360	256,913
	JAPAN		66	9,221
	SINGAPORE		11	3,421
	UNITED KINGDOM OF GT BRITAIN		14	4,476
3824200000	NAPHTHENIC ACIDS, WATER-INSOLUBLE SALTS & ESTERS	KG	4,854	7,260
	BRITISH VIRGIN ISLANDS		4,854	7,260
3824400000	PREPARED ADDITIVES FOR CEMENTS, MORTARS/CONCRETES	KG	351,120	649,715
	ANTIGUA AND BARBUDA		25,962	48,755
	BARBADOS		50,463	99,814
	BRITISH VIRGIN ISLANDS		60,322	105,095
	COSTA RICA		30,932	44,541
	DOMINICAN REPUBLIC		45,316	63,982
	GUATEMALA		33,679	75,947
	HAITI		8,316	10,950
	HONDURAS		13,305	35,125
	HONG KONG		19,405	34,312
	JAMAICA		19,958	23,707

TABLE - 5 EXPORTS FROM PUERTO RICO TO FOREIGN COUNTRIES,
BY COMMODITY AND COUNTRY OF DESTINATION
FISCAL YEAR 2003

COMM CODE	DESCRIPTION AND COUNTRY	UNIT	QUANTITY	VALUE - $
	PANAMA		31,185	65,646
	SAINT KITTS AND NEVIS		1,882	24,387
	SAINT VINCENT AND GRENADINES		10,395	17,454
3824909140	MIXTURES, ACYCLIC, MONOHYDRIC, UNSUBST ALCH, NESOI	KG	1,013,990	4,124,157
	CHINA (TAIWAN)		62,445	174,157
	HONG KONG		75,770	211,310
	JAPAN		492,590	2,322,307
	NEW ZEALAND		1,916	5,340
	PHILIPPINES		171,522	537,252
	SINGAPORE		4,123	11,497
	UNITED KINGDOM OF GT BRITAIN		205,624	862,294
3824909160	CHEM PRODUCTS & PREP OF CHEM/ALLIED INDUST, NESOI	KG	20,323	392,476
	BAHAMAS		10	21,688
	BARBADOS		16,176	285,098
	CANADA		2,335	39,772
	DOMINICA		209	4,180
	DOMINICAN REPUBLIC		624	22,358
	GUYANA		969	19,380
	PLASTICS AND ARTICLES THEREOF; RUBBER AND ARTICLES THEREOF	TOTAL		45,811,833
	PLASTICS AND ARTICLES THEREOF	TOTAL		44,942,892
3901100010	LINEAR LOW DENSITY POLYETHYLENE,SPEC GRAV < 0.94	KG	1,111	9,144
	CHINA,PEOPLE'S REP.(MAINLAND)		1,111	9,144
3901100020	LOW DENSITY POLYETHYLENE,EXCEPT LINEAR,SP GR <0.94	KG	21,307	5,474
	DOMINICAN REPUBLIC		1,748	2,524
	HONG KONG		19,559	2,950
3901200000	POLYETHYLENE HAVING A SPEC GRAVITY OF 0.94 OR MORE	KG	45,104	58,067
	COLOMBIA		19,679	7,091
	DOMINICAN REPUBLIC		20,381	27,653
	GERMANY		5,044	23,323
3901302000	ETHYLENE-VINYL ACE COPOLY:VINYL ACE-VINYL CHLR-ETH	KG	1,100	70,000
	NETHERLANDS		1,100	70,000
3901909000	POLYMERS OF ETHYLENE IN PRIMARY FORM,NESOI	KG	37,274	19,067
	DOMINICAN REPUBLIC		37,274	19,067
3902100000	POLYPROPYLENE	KG	16,499	5,209
	MEXICO		16,499	5,209
3903300000	ACRYLONITRILE-BUTADIENE-STYRENE (ABS) COPOLYMERS	KG	43,120	12,383
	DOMINICAN REPUBLIC		43,120	12,383
3904100000	POLYVINYL CHLORIDE,NOT MIXED WITH ANY OTH SUBSTANC	KG	170,780	220,464
	DOMINICAN REPUBLIC		60,120	100,980
	JAMAICA		107,258	114,092
	MEXICO		3,402	5,392
3904210000	OTHER POLYMERS OF POLYVINYL CHLORIDE,NONPLASTIZED	KG	45,826	76,126
	DOMINICAN REPUBLIC		7,131	11,594
	FRANCE		38,695	64,532
3904220000	OTHER POLYMERS OF POLYVINYL CHLORIDE,PLASTICIZED	KG	262,763	208,910
	COSTA RICA		12,511	5,905
	DOMINICAN REPUBLIC		77,964	118,488
	HONG KONG		2,027	5,254
	MEXICO		170,261	79,263
3904610000	POLYTETRAFLUOROETHYLENE (PTFE)	KG	49	2,618
	DOMINICAN REPUBLIC		49	2,618
3905290000	VINYL ACETATE COPOLYMERS, NESOI	KG	10	2,940
	BRITISH VIRGIN ISLANDS		10	2,940
3905915000	OTHR VINYL COPOLYMERS, NESOI	KG	417	10,658
	IRELAND		417	10,658
3906100000	POLYMETHYL METHACRYLATE	KG	339	18,659
	JAPAN		339	18,659
3906906000	OTHER ACRYLIC POLYMERS IN PRIMARY FORMS,NESOI	KG	350,937	722,991
	ARUBA		13,681	21,146
	BAHAMAS		34,751	46,172
	CHILE		59,793	111,800
	COSTA RICA		177,524	399,195
	DOMINICAN REPUBLIC		41,156	64,685

TABLE - 5 EXPORTS FROM PUERTO RICO TO FOREIGN COUNTRIES,
BY COMMODITY AND COUNTRY OF DESTINATION
FISCAL YEAR 2003

COMM CODE	DESCRIPTION AND COUNTRY	UNIT	QUANTITY	VALUE - $
	IRELAND		1,605	19,195
	JAMAICA		9,145	17,805
	JAPAN		1,485	21,883
	PANAMA		10,728	17,444
	TRINIDAD AND TOBAGO		1,069	3,666
3907200000	OTHER POLYETHERS	KG	1,404	10,613
	IRELAND		422	7,997
	POLAND		982	2,616
3907300000	EPOXIDE RESINS	KG	6,260	19,047
	DOMINICAN REPUBLIC		6,035	9,899
	JAMAICA		46	4,885
	THAILAND		179	4,263
3907400000	POLYCARBONATES	KG	150,911	484,593
	COSTA RICA		150,911	484,593
3907500000	ALKYD RESINS	KG	337,951	128,166
	COSTA RICA		10,459	39,754
	DOMINICAN REPUBLIC		327,492	88,412
3907600000	POLYETHYLENE TEREPHTHALATE	KG	135	2,996
	FRANCE		135	2,996
3907910000	OTHER POLYESTERS, UNSATURATED	KG	26,828	150,433
	AUSTRALIA		265	12,800
	BRAZIL		17,612	33,231
	CHINA,PEOPLE'S REP.(MAINLAND)		853	20,407
	IRELAND		7,313	64,701
	JAPAN		575	6,357
	SOUTH AFRICA,REP.OF		210	12,937
3907990000	OTHER POLYESTERS, SATURATED	KG	10,148	34,866
	COSTA RICA		10,148	34,866
3909501000	POLYURETHANES,ELASTOMERIC	KG	225	3,062
	THAILAND		225	3,062
3909506000	POLYURETHANES, EXCEPT ELASTOMERIC	KG	166,659	942,804
	BRAZIL		12,796	72,872
	CHINA,PEOPLE'S REP.(MAINLAND)		39,965	212,096
	DOMINICAN REPUBLIC		17,949	34,138
	IRELAND		95,570	603,559
	JAMAICA		114	17,050
	JAPAN		265	3,089
3910000000	SILICONES IN PRIMARY FORMS	KG	18,049	534,964
	BRAZIL		166	18,111
	DOMINICAN REPUBLIC		11,792	225,446
	GUATEMALA		1,120	17,069
	JAPAN		3,257	142,945
	KOREA,REP. OF (SOUTH KOREA)		16	9,216
	SINGAPORE		1,339	94,907
	UNITED KINGDOM OF GT BRITAIN		359	27,270
3911100000	PETROLEUM RESINS,COUMARONE RESINS,ETC,POLYTERPENES	KG	331	7,140
	DOMINICAN REPUBLIC		331	7,140
3912110000	CELLULOSE ACETATES,NONPLASTICIZED	KG	2,101	6,300
	DOMINICAN REPUBLIC		2,101	6,300
3912310000	CARBOXYMETHYLCELLULOSE AND ITS SALTS	KG	827,720	9,284,385
	DOMINICAN REPUBLIC		820,292	9,257,886
	NETHERLANDS		7,428	26,499
3912900000	CELLULOSE & ITS CHEMICAL DERIV,PRIMARY FORMS,NESOI	KG	83,604	3,508,345
	COLOMBIA		214	3,087
	DOMINICAN REPUBLIC		27	2,660
	GERMANY		83,156	3,483,989
	NETHERLAND ANTIL. EXC ARUBA		149	15,417
	TRINIDAD AND TOBAGO		58	3,192
3915100000	WASTE,PARING,SCRAP,OF PLAST,OF POLYMRS OF ETHYLENE	KG	781,360	253,620
	CHINA,PEOPLE'S REP.(MAINLAND)		57,807	10,200
	COLOMBIA		18,647	3,700
	DOMINICAN REPUBLIC		79,630	18,974
	HONG KONG		348,666	126,096
	PANAMA		276,610	94,650
3915200000	WASTE,PARING,SCRAP,OF PLAST,OF POLYMRS OF STYRENE	KG	46,514	20,900
	JAMAICA		46,514	20,900
3915300000	WASTE,PARINGS,SCRAP,OF PLAS,OF POLYMRS VINL CHLORI	KG	106,315	25,562

TABLE - 5 EXPORTS FROM PUERTO RICO TO FOREIGN COUNTRIES,
BY COMMODITY AND COUNTRY OF DESTINATION
FISCAL YEAR 2003

COMM CODE	DESCRIPTION AND COUNTRY	UNIT	QUANTITY	VALUE - $
	CHINA (TAIWAN)		15,422	2,720
	DOMINICAN REPUBLIC		17,911	4,360
	MEXICO		17,555	6,794
	PANAMA		13,145	3,188
	PERU		42,282	8,500
3915900090	OTHER PLASTICS OTHER THAN PET PLASTICS	KG	109,522	39,973
	COLOMBIA		56,534	22,500
	DOMINICAN REPUBLIC		43,462	10,123
	JAMAICA		9,526	7,350
3916100000	RODS,STICKS & PROFILE SHAPE,OF POLYMRS OF ETHYLENE	KG	1,504	19,789
	UNITED KINGDOM OF GT BRITAIN		1,504	19,789
3916200000	RODS,STICKS & PROFILE SHAPES,OF POLYMR VIN CHLORID	KG	410,993	612,925
	CHINA,PEOPLE'S REP.(MAINLAND)		13,729	16,800
	DOMINICAN REPUBLIC		397,264	596,125
3916902000	RACQUET STRINGS,OF PLASTIC	M	16,001	8,000
	HONG KONG		16,001	8,000
3916906000	MONOFILAMENTS,CROSS-SECTION >1MM,ROD, ETC, NESOI	KG	67,270	1,533,939
	DOMINICAN REPUBLIC		67,270	1,533,939
3917100000	ART GUTS, SAUSAGE CASING, HARDEN PROTEIN/CELLULOS	KG	4,927	36,409
	COLOMBIA		1,400	12,000
	TRINIDAD AND TOBAGO		3,527	24,409
3917210000	TUBES,PIPES & HOSES,RIGID,OF POLYMRS OF ETHYLENE	KG	20	4,000
	HONG KONG		20	4,000
3917230000	TUBES, PIPES & HOSES, OF POLYMER OF VINYL CHLORDIE	KG	162,271	380,916
	BARBADOS		144,447	291,050
	BRITISH VIRGIN ISLANDS		17,824	89,866
3917290090	TUBES,PIPES & HOSES,RIGID,OF PLASTIC,NESOI>=200MM	KG	8,221	22,219
	DOMINICAN REPUBLIC		8,150	7,659
	SOUTH AFRICA,REP.OF		71	14,560
3917400000	FITTINGS FOR TUBES,PIPES & HOSES,OF PLASTIC	KG	72,253	349,027
	ANGUILLA		19,173	14,741
	DOMINICAN REPUBLIC		8,264	18,499
	MEXICO		120	32,000
	PANAMA		36,862	256,397
	TRINIDAD AND TOBAGO		7,834	27,390
3918101000	VINYL TILE, WHETHER OR NOT SELF-ADHESIVE	M2	22,541	87,781
	SAINT KITTS AND NEVIS		3,067	14,520
	VENEZUELA		19,474	73,261
3918106000	WALL OR CEILING COVERINGS, POLYMER, VINYL CHLORID	M2	1,802	4,647
	BRITISH VIRGIN ISLANDS		1,802	4,647
3919101000	SELF-ADHES PLATES,ETC,ROLS <=20CM,LIGT REF,GLAS GR	X		29,020
	JAPAN			16,500
	TRINIDAD AND TOBAGO			12,520
3919102020	ELECTRICAL TAPE	M2	2,611	10,026
	DOMINICAN REPUBLIC		1,429	5,487
	IRELAND		1,182	4,539
3919905060	SELF-ADHS PLATE,SHEET,TAPE,ETC, OF PLASTICS,NESOI	M2	210	2,739
	BRITISH VIRGIN ISLANDS		210	2,739
3920100000	PLATES,SHEETS,ETC,NONCELL, NOT REINF,POLM ETHYLENE	KG	20,856	136,407
	DOMINICAN REPUBLIC		20,029	70,515
	UNITED KINGDOM OF GT BRITAIN		827	65,892
3920200000	PLATES,SHEETS,ETC,NONCELL, NOT REIN,POLM PROPYLENE	KG	3,999	7,920
	DOMINICAN REPUBLIC		3,999	7,920
3920490000	POLYMERS OF VINYL CHLORIDE, NESOI	KG	176,719	22,731
	DOMINICAN REPUBLIC		169,786	19,967
	MEXICO		6,933	2,764
3920510000	PLATE,ETC,NONCELL,NT REIN, POLYMETHYL METHACRYLATE	KG	2,575	13,800
	BRITISH VIRGIN ISLANDS		546	8,288
	DOMINICAN REPUBLIC		2,029	5,512
3920590000	PLATE,SHEET,FILM,FOIL,STRIP, ACRYLIC POLYMER,NESOI	KG	4,638	30,000
	DOMINICAN REPUBLIC		4,638	30,000
3920610000	PLATES,ETC,NONCEL,N REIN,OF POLYCARBONATES	KG	19,781	20,892
	BRAZIL		19,040	9,234
	ITALY		741	11,658
3920620000	PLATES,ETC,NONCEL,N REIN,POLYETHYLENE TEREPHTHLATE	KG	2,532	22,599
	BRITISH VIRGIN ISLANDS		1,689	3,777
	CANADA		843	18,822

TABLE - 5 EXPORTS FROM PUERTO RICO TO FOREIGN COUNTRIES,
BY COMMODITY AND COUNTRY OF DESTINATION
FISCAL YEAR 2003

COMM CODE	DESCRIPTION AND COUNTRY	UNIT	QUANTITY	VALUE - $
3920690000	PLATES,ETC,NONCEL,N REIN,OF OTHER POLYESTERS,NESOI	KG	1,494	39,370
	BRITISH VIRGIN ISLANDS		1,182	30,600
	CHINA (TAIWAN)		312	8,770
3920910000	PLATES,ETC,NONCEL,N REIN,OF POLYVINYL BUTYRAL	KG	5,261	8,000
	DOMINICAN REPUBLIC		5,261	8,000
3920920000	PLATES,ETS,NONCEL,N REIN,OF POLYAMIDES	KG	91	26,080
	IRELAND		91	26,080
3920990000	PLATES,FOIL,NONCELL, NT REIN,OF OTH PLASTIC, NESOI	KG	295,070	777,795
	DOMINICAN REPUBLIC		295,070	777,795
3921130000	PLATES,SHEETS,ETC, & STRIP,CELL OF POLYURETHANES	X		10,240
	BRITISH VIRGIN ISLANDS			10,240
3921140000	PLATES,SHEETS,FILM,ETC,CELL,OF REGENERAT CELLULOSE	KG	6,823	19,205
	TRINIDAD AND TOBAGO		6,823	19,205
3921190000	PLATES,SHEETS,FILM,FOIL & STRIP,CELL,OF OTH PLAST	KG	9,618	20,018
	DOMINICAN REPUBLIC		9,618	20,018
3921904000	PLATES,SHEETS,ETC,PLAS,EX CELL,FLEXIBLE,NESOI	KG	13,184	44,602
	ARUBA		1,524	6,791
	BRITISH VIRGIN ISLANDS		717	3,120
	DOMINICAN REPUBLIC		10,943	34,691
3921905010	HIGH PRESSURE PAPER REINFORCD DECORATIVE LAMINATES	M2	13,831	51,872
	ANTIGUA AND BARBUDA		2,810	10,053
	ARUBA		4,210	12,095
	BRITISH VIRGIN ISLANDS		2,344	10,120
	FRANCE		1,744	7,539
	NETHERLAND ANTIL. EXC ARUBA		2,723	12,065
3921905050	PLATES,SHEETS,ETC,PLAS,EX CELL,EX FLEX,NESOI	M2	20,780	25,899
	DOMINICAN REPUBLIC		20,780	25,899
3923100000	BOXES,CASES,CRATES & SIMILAR ARTICLES,OF PLASTIC	X		765,884
	CANADA			3,902
	COSTA RICA			290,488
	DOMINICAN REPUBLIC			351,707
	GERMANY			5,846
	ITALY			14,449
	MARTINIQUE			35,822
	MEXICO			26,730
	NETHERLANDS			36,940
3923210000	SACKS & BAGS(INCL CONES) OF POLYMERS OF ETHYLENE	KG	82,194	421,139
	BRITISH VIRGIN ISLANDS		2,208	3,456
	DOMINICAN REPUBLIC		77,836	407,048
	MEXICO		2,150	10,635
3923290000	SACKS & BAGS(INCLUDING CONES) OF OTHER PLASTICS	KG	87,244	761,153
	CANADA		28,428	183,073
	COSTA RICA		32,347	331,681
	DOMINICAN REPUBLIC		26,469	246,399
3923300000	CARBOXS,BOTTLES,FLASKS & SIMILAR ARTICLES,OF PLAST	X		13,806,103
	ANTIGUA AND BARBUDA			9,050
	ARUBA			328,762
	AUSTRALIA			6,863
	BARBADOS			1,255,486
	BELGIUM			27,274
	BRAZIL			21,502
	COLOMBIA			32,312
	DOMINICAN REPUBLIC			4,738,813
	FRANCE			356,273
	GERMANY			131,472
	GUYANA			108,439
	HAITI			572,176
	HONG KONG			3,034
	IRELAND			68,079
	JAMAICA			1,853,247
	MEXICO			187,973
	NETHERLAND ANTIL. EXC ARUBA			285,030
	NORWAY			10,293
	SAINT LUCIA			461,319
	SPAIN			38,205
	SURINAME			257,993
	SWITZERLAND			130,498

TABLE - 5 EXPORTS FROM PUERTO RICO TO FOREIGN COUNTRIES,
BY COMMODITY AND COUNTRY OF DESTINATION
FISCAL YEAR 2003

COMM CODE	DESCRIPTION AND COUNTRY	UNIT	QUANTITY	VALUE - $
	TRINIDAD AND TOBAGO			2,906,013
	UNITED KINGDOM OF GT BRITAIN			15,997
3923400000	SPOOLS, COPS, BOBBINS & SIMILAR SUPPORTS, PLASTICS	X		2,738
	DOMINICAN REPUBLIC			2,738
3923500000	STOPPERS,LIDS,CAPS,& OTHER CLOSURES,OF PLASTIC	X		473,009
	CANADA			7,177
	CHINA,PEOPLE'S REP.(MAINLAND)			3,384
	COLOMBIA			11,883
	DOMINICAN REPUBLIC			30,125
	FRANCE			11,248
	GERMANY			30,338
	IRELAND			152,564
	MEXICO			47,753
	NORWAY			7,606
	PANAMA			44,346
	TRINIDAD AND TOBAGO			7,131
	UNITED KINGDOM OF GT BRITAIN			92,031
	VENEZUELA			27,423
3923900000	ART FOR CONVEYING OR PACKING OF GOODS,PLAST,NESOI	X		1,167,048
	ARGENTINA			44,815
	DOMINICAN REPUBLIC			1,046,600
	GERMANY			67,065
	PANAMA			8,568
3924100002	TABLEWARE AND KITCHENWARE OF PLASTICS	X		347,926
	ARUBA			41,161
	DOMINICAN REPUBLIC			130,233
	NETHERLAND ANTIL. EXC ARUBA			161,088
	VENEZUELA			15,444
3924905500	HOUSEHOLD ARTICLES & TOILET ARTICLES,OF PLAST,NESO	X		185,316
	BARBADOS			12,000
	BRAZIL			53,246
	BRITISH VIRGIN ISLANDS			3,655
	COSTA RICA			18,000
	DOMINICAN REPUBLIC			24,980
	GUYANA			19,640
	MEXICO			5,000
	NETHERLAND ANTIL. EXC ARUBA			22,610
	VENEZUELA			26,185
3925200090	WINDOWS & THEIR FRAMES &THRESHLDS FOR DOOR OF PLAS	KG	834	14,905
	BRITISH VIRGIN ISLANDS		834	14,905
3925900000	BUILDERS' WARE OF PLASTICS,NESOI	X		261,918
	DOMINICAN REPUBLIC			261,918
3926100000	OFFICE OR SCHOOL SUPPLIES OF PLASTIC	X		641,145
	DOMINICAN REPUBLIC			102,061
	NETHERLANDS			539,084
3926201010	GLOVES,SEAMLESS,SURGICAL & MEDICAL,OF PLASTIC	DPR	17,499	33,472
	DOMINICAN REPUBLIC		7,699	30,626
	JAMAICA		9,800	2,846
3926205000	ART OF APPAREL & CLOTHING ACCESSORIES,PLAST, NESOI	DOZ	83,314	1,000,639
	ARUBA		1	4,971
	COLOMBIA		548	7,139
	DOMINICAN REPUBLIC		80,858	914,225
	GUADELOUPE		1	6,293
	JAPAN		1,440	7,200
	SPAIN		466	60,811
3926901000	BUCKETS & PAILS,OF PLASTIC	NO	481,037	1,071,887
	ARUBA		31,992	60,539
	AUSTRALIA		3,900	14,611
	BARBADOS		89,562	165,010
	COSTA RICA		29,857	147,668
	DOMINICA		20,304	40,138
	DOMINICAN REPUBLIC		20,364	95,682
	GERMANY		6,324	22,000
	JAMAICA		30,000	64,090
	NETHERLAND ANTIL. EXC ARUBA		101,464	129,254
	PANAMA		6,250	36,960
	SAINT LUCIA		27,180	56,910

TABLE - 5 EXPORTS FROM PUERTO RICO TO FOREIGN COUNTRIES,
BY COMMODITY AND COUNTRY OF DESTINATION
FISCAL YEAR 2003

COMM CODE	DESCRIPTION AND COUNTRY	UNIT	QUANTITY	VALUE - $
	SINGAPORE		4,182	12,444
	TRINIDAD AND TOBAGO		98,400	184,951
	UNITED KINGDOM OF GT BRITAIN		11,258	41,630
3926902000	ICE BAGS,DOUCHE BAGS,ETC, & FITTINGS THEREFOR	X		676,378
	AUSTRALIA			144,690
	DOMINICAN REPUBLIC			4,215
	GERMANY			497,870
	NETHERLAND ANTIL. EXC ARUBA			7,259
	NETHERLANDS			22,344
3926902500	HANDLES & KNOBS,OF PLASTIC,NESOI	KG	210	16,513
	DOMINICAN REPUBLIC		210	16,513
3926903000	PARTS FOR YACHTS OR PLEASURE BOATS,ETC	X		9,370
	SAUDI ARABIA			9,370
3926904500	GASKETS,WASHERS & OTHER SEALS	X		38,279
	GRENADA			3,100
	NETHERLAND ANTIL. EXC ARUBA			12,600
	SAINT LUCIA			5,255
	TRINIDAD AND TOBAGO			17,324
3926905000	FRAMES OR MOUNTS FOR PHOTOGRAPHIC SLIDES	X		6,860
	BARBADOS			6,860
3926905500	BELTING & BELTS,FOR MACH,CONT TEXT FBR,V-BELTS	KG	573	2,562
	DOMINICA		573	2,562
3926906000	BELTING & BELTS FOR MACHINERY,NESOI	KG	1,086	15,632
	BARBADOS		5	2,653
	CHINA,PEOPLE'S REP.(MAINLAND)		611	7,711
	NETHERLANDS		470	5,268
3926907500	PNEUMATIC MATTRESSES & OTH INFLATABLE ART,NESOI	X		29,622
	DOMINICAN REPUBLIC			29,622
3926909810	LABORATORY WARE	X		211,536
	DOMINICAN REPUBLIC			207,585
	SAUDI ARABIA			3,951
3926909830	OTH ART OF PLASTIC & OTH MAT,HDG 3901-3914,LADDERS	NO	3	11,481
	ARUBA		1	3,800
	BARBADOS		2	7,681
3926909887	ART. OF PLASTIC AND OTHER MAT, HDG 3901-3914 NESOI	X		1,691,031
	BELGIUM			258,780
	BRAZIL			36,851
	BRITISH VIRGIN ISLANDS			19,240
	CANADA			336,778
	COSTA RICA			134,271
	DOMINICAN REPUBLIC			732,485
	HONDURAS			8,780
	JAPAN			33,089
	NETHERLAND ANTIL. EXC ARUBA			9,106
	SAINT LUCIA			4,652
	SPAIN			31,544
	TRINIDAD AND TOBAGO			85,455
	RUBBER AND ARTICLES THEREOF	TOTAL		868,941
4001100000	NATURAL RUBBER LATEX, WHETHER OR NOT PREVULCANIZED	KG	36,832	155,472
	CHINA (TAIWAN)		31,843	152,282
	DOMINICAN REPUBLIC		4,989	3,190
4004000000	WASTE OF RUB, EXC HD RUB, & POWDER OBTAIN THEREOF	KG	39,626	10,000
	CHINA,PEOPLE'S REP.(MAINLAND)		20,120	4,000
	HONG KONG		19,506	6,000
4005100000	RUB, UNVULCANIZED, COMPOUND W/ CARBON BLK/SILICA	KG	24,539	12,519
	DOMINICAN REPUBLIC		24,539	12,519
4008190000	RODS & PROFILE SHAPE VULCANIZED RUB, CELLULAR RUB	KG	516	10,320
	DOMINICAN REPUBLIC		516	10,320
4010110000	CONVEYOR BELTS OR BELTING REINFORCED WITH METAL	KG	71	5,292
	NETHERLAND ANTIL. EXC ARUBA		71	5,292
4011101000	RADIAL TIRES OF A KIND USED ON MOTOR CARS	NO	921	45,461
	ANTIGUA AND BARBUDA		145	5,615
	BRITISH VIRGIN ISLANDS		776	39,846
4011105000	PNEUMATIC TIRE, EXC RADIAL, USE MOTOR CARS, NESOI	NO	219	14,514
	BRITISH VIRGIN ISLANDS		218	11,614

TABLE - 5 EXPORTS FROM PUERTO RICO TO FOREIGN COUNTRIES,
BY COMMODITY AND COUNTRY OF DESTINATION
FISCAL YEAR 2003

COMM CODE	DESCRIPTION AND COUNTRY	UNIT	QUANTITY	VALUE - $
	DOMINICAN REPUBLIC		1	2,900
4011201005	RADIAL TIRES USED ON LIGHT TRUCK, ON-THE-HIGHWAY	NO	360	27,313
	BRITISH VIRGIN ISLANDS		360	27,313
4011201015	RADIAL TIRE USE BUS/TRUCK, EXC LT TRUCK, ON HWY	NO	12	2,784
	BRITISH VIRGIN ISLANDS		12	2,784
4011998500	NEW PNEUMATIC TIRES, OF RUBBER, NESOI	NO	50	15,000
	DOMINICAN REPUBLIC		50	15,000
4012190000	RETREADED TIRES OF RUBBER, NESOI	NO	367	23,925
	DOMINICAN REPUBLIC		367	23,925
4012200000	USED PNEUMATIC TIRES OF RUBBER	NO	2,725	8,207
	DOMINICAN REPUBLIC		2,725	8,207
4014905000	HYGENIC ARTICLE, EXC NURSING NIPPLES, NESOI	X		13,877
	ARUBA			13,877
4015110100	GLOVES, SURGICAL, OF VULCAN. RUB. EXC HARD RUBBER	DPR	1,551	23,988
	BARBADOS		1,388	21,475
	TRINIDAD AND TOBAGO		163	2,513
4015900000	ARTICLE OF APPAREL, EXC GLOVE, VULCANIZE RUB,NESOI	X		67,052
	ANGUILLA			2,652
	ARUBA			9,095
	DOMINICAN REPUBLIC			10,683
	GRENADA			9,549
	GUADELOUPE			29,234
	TRINIDAD AND TOBAGO			5,839
4016100000	OTHER ARTICLE OF VULCANIZED RUB, OF CELLULAR RUB	X		76,064
	CANADA			76,064
4016910000	FLOOR COVERING & MAT, VULCANIZE RUB, EXC HARD RUB	X		26,567
	DOMINICAN REPUBLIC			26,567
4016930000	GASKET, WASHERS & OTHER SEALS, OF VULCANIZED RUB	X		13,279
	DOMINICAN REPUBLIC			5,880
	TRINIDAD AND TOBAGO			7,399
4016990500	HOUSEHOLD ARTICLES, OF VULCANIZED RUBBER, NESOI	X		2,910
	DOMINICAN REPUBLIC			2,910
4016996000	OTHER ARTICLES VULCANIZED RUB, EXC HD RUB, NESOI	X		310,097
	FRANCE			172,150
	GERMANY			37,719
	ITALY			80,304
	PANAMA			19,924
4017000000	HARD RUB IN ALL FORMS; ARTICLES OF HARD RUBBER	X		4,300
	BELARUS			4,300
	RAW HIDES AND SKINS, LEATHER, FURSKINS AND ARTICLES THEREOF; SADDLERY AND HARNESS; TRAVEL GOODS, HANDBAGS AND SIMILAR CONTAINERS; ARTICLES OF ANIMAL GUT(OTHER THAN SILKWORM GUT)	TOTAL		2,012,417
	RAW HIDES AND SKINS(OTHER THAN FURSKINS) AND LEATHER	TOTAL		1,548,760
4101201010	BOV HDE WHL NT PRTN WGT LT 8KG DR/10KG DS/16KG WS	PCS	1,500	44,000
	DOMINICAN REPUBLIC		1,500	44,000
4101205000	BOVINE NESOI OT VEG PRETAN, WHOLE LT 8KG/10KG/16	KG	3,155	94,622
	HONG KONG		3,155	94,622
4101501010	CATTLE HIDES, WHOLE, NT PRETAN, WGT EXCEED 16KG	PCS	20,400	643,220
	DOMINICAN REPUBLIC		3,300	96,200
	ITALY		7,200	192,600
	SLOVENIA		900	27,000
	THAILAND		9,000	327,420
4101501020	HDE/SKN BVINE, OT CTTLE, WHLE, NT PRTN/WGT GT 16K	KG	14,400	449,850
	CHINA,PEOPLE'S REP.(MAINLAND)		900	32,250
	ITALY		3,600	90,900
	THAILAND		9,900	326,700
4101502000	BV HD/SKN WHOLE WT GT 16KG UPPR LINING LT 28 SQ FT	PCS	1,033	20,000
	ITALY		1,033	20,000
4101907000	EQ HIDE/ SKN NESOI,OT BOV, INCL BUTTS, BEND/BELLIE	KG	4,536	42,696
	DOMINICAN REPUBLIC		4,536	42,696

TABLE - 5 EXPORTS FROM PUERTO RICO TO FOREIGN COUNTRIES,
BY COMMODITY AND COUNTRY OF DESTINATION
FISCAL YEAR 2003

COMM CODE	DESCRIPTION AND COUNTRY	UNIT	QUANTITY	VALUE - $
4103902000	HIDES/SKINS NESOI, PRETAN,FRESH, ETC,NT FURT PREPA	X		22,000
	DOMINICAN REPUBLIC			22,000
4104494000	BVN& EQN UPR/ SOL LTHR,DRY,NESOI,NO FURTH PREP	M2	6,852	58,810
	MEXICO		6,852	58,810
4107116010	BVN&EQN UPPER LTHR NESOI,WHL, FUL GRN, FURTH PREP	M2	2,287	50,296
	DOMINICAN REPUBLIC		2,287	50,296
4107118000	WHL HD/SK BVN/EQUIN LTHR FNCY FULL/UNSPLT GRAINS	M2	23,742	98,293
	HONG KONG		23,742	98,293
4107915000	BVN&EQN UPHLSTRY LTHR, FULL GRAIN,NESOI,FURTH PREP	M2	1,109	4,598
	BARBADOS		1,109	4,598
4107928000	BOVIN/EQUIN,NESOI,SIDS, LTHR FNCY GRAIN SPLITS	M2	1,936	8,464
	HONG KONG		1,936	8,464
4115100000	COMP LTHR/ LTHR FIBER IN SLABS, SHEETS, STRIP	KG	516	11,911
	DOMINICAN REPUBLIC		516	11,911
	ARTICLES OF LEATHER; SADDLERY AND HARNESS; TRAVEL GOODS, HANDBAGS AND SIMILAR CONTAINERS; ARTICLES OF ANIMAL GUT (OTHER THAN SILKWORM GUT)	TOTAL		319,435
4202110000	TRUNKS, SUITCASES,ETC,SURFACE COMPS/PATENT LEATHER	NO	1,500	44,000
	DOMINICAN REPUBLIC		1,500	44,000
4202120000	TRUNKS, SUITCASES,ETC,SURFACE PLASTIC/TEXT MATERLS	NO	5,215	32,224
	DOMINICAN REPUBLIC		1,000	4,100
	MEXICO		4,082	20,408
	PANAMA		133	7,716
4202210000	HANDBAGS, SURFACE OF COMPOSITION/PATENT LEATHER	NO	2,334	92,237
	ANTIGUA AND BARBUDA		25	6,940
	ARUBA		15	3,026
	JAPAN		2,294	82,271
4202290000	HANDBAGS,NESOI	NO	1,220	3,330
	UNITED KINGDOM OF GT BRITAIN		1,220	3,330
4202320000	ARTICLES FOR POCKET/HANDBAG, PLASTIC/TEXT MATERIAL	NO	29,467	92,950
	ARUBA		29,267	87,800
	SPAIN		200	5,150
4202390000	ARTICLES FOR POCKET OR HANDBAG,NESOI	NO	1,473	5,888
	CHINA (TAIWAN)		1,473	5,888
4202990000	CASES, BAGS & CONT, OTHER OF MATR/COVERINGS,NESOI	NO	967	12,262
	ARUBA		55	3,355
	DOMINICAN REPUBLIC		912	8,907
4203100090	ARTICLES OF APPAREL, NESOI	NO	143	25,320
	ARUBA		137	14,166
	GUADELOUPE		6	11,154
4203210000	GLOVES, MITTENS & MITTS FOR USE IN SPORTS	NO	25	6,845
	ARUBA		25	6,845
4203300000	BELTS & BANDOLIERS WITH OR WITHOUT BUCKLES	X		4,379
	SPAIN			4,379
	FURSKINS AND ARTIFICIAL FUR; MANUFACTURES THEREOF	TOTAL		144,222
4303100060	FURSKIN ARTICLE APPAREL CLOTHING ACCESSORIES NESOI	NO	5,077	139,369
	DOMINICAN REPUBLIC		5,042	85,961
	VENEZUELA		35	53,408
4303900000	ARTICLES OF FURSKINS, NESOI	X		4,853
	TRINIDAD AND TOBAGO			4,853
	WOOD AND ARTICLES OF WOOD;WOOD CHARCOAL; CORK AND ARTICLES OF CORK; MANUFACTURES OF STRAW, OF ESPARTO OR OF OTHER PLAITING MATERIALS;BASKETWARE AND WICKERWORK	TOTAL		5,027,466
	WOOD AND ARTICLES OF WOOD; WOOD CHARCOAL	TOTAL		4,917,652
4401100000	FUEL WOOD, IN LOGS, BILLETS, TWIGS, FAGGOTS, ETC	X		3,000

TABLE - 5 EXPORTS FROM PUERTO RICO TO FOREIGN COUNTRIES,
BY COMMODITY AND COUNTRY OF DESTINATION
FISCAL YEAR 2003

COMM CODE	DESCRIPTION AND COUNTRY	UNIT	QUANTITY	VALUE - $
	DOMINICAN REPUBLIC			3,000
4403200020	SOUTHERN YELLOW/PITCH ETC PINE LOG/TMBR NT TRT, RG	M3	51	5,260
	BRITISH VIRGIN ISLANDS		25	2,592
	MONTSERRAT		26	2,668
4403990090	NONCONIFEROUS WOOD NESOI, IN THE ROUGH, NOT TREATD	M3	20	19,104
	GUADELOUPE		20	19,104
4404200095	HOOPWOOD/SPLIT POLE/CHIPWOOD/WD STCK ETC NONCONIFR	X		2,614
	GUADELOUPE			2,614
4407100015	MIX SPRU/PINE/FIR WD OV6MM NT TR EX FINGER-JOINTED	M3	13,090	231,940
	ANGUILLA		1,380	23,918
	BRITISH VIRGIN ISLANDS		9,921	176,722
	FRANCE		890	15,365
	NETHERLAND ANTIL. EXC ARUBA		167	2,944
	SAINT KITTS AND NEVIS		732	12,991
4407100020	SPRUCE NESOI OV 6MM NT TREATD NESOI EX FINGR-JOINT	M3	9	5,119
	ANGUILLA		6	2,581
	BRITISH VIRGIN ISLANDS		3	2,538
4407100042	E.WHT/RED PINE OV6MM NT TREAT RGH EX FINGER-JOINTD	M3	720	22,292
	FRANCE		635	19,106
	GUADELOUPE		85	3,186
4407100043	E.WHT/RED PINE OV 6MM NT TRT NESOI EX FINGR-JOINTD	M3	451	18,220
	ANGUILLA		49	2,602
	FRANCE		279	11,870
	GUADELOUPE		123	3,748
4407100046	PITCH PINE OV6MM NT TRT RGH EX FINGER-JOINTED	M3	802	18,573
	BRITISH VIRGIN ISLANDS		802	18,573
4407100047	PITCH PINE OV6MM NOT TRT NESOI EX FINGER-JOINTED	M3	8,201	253,827
	ANGUILLA		1,552	43,953
	ANTIGUA AND BARBUDA		130	3,080
	BRITISH VIRGIN ISLANDS		5,381	171,215
	FRANCE		624	14,548
	NETHERLAND ANTIL. EXC ARUBA		460	10,850
	TRINIDAD AND TOBAGO		54	10,181
4407100049	PONDEROSA PINE OV 6MM NOT TRT NESOI EX FINGR-JOINT	M3	96	41,855
	BRITISH VIRGIN ISLANDS		12	17,313
	NETHERLAND ANTIL. EXC ARUBA		84	24,542
4407100083	REDWOOD OV 6MM UNTREATD NESOI EXCEPT FINGER-JOINTD	M3	57	19,067
	DOMINICAN REPUBLIC		57	19,067
4407240000	VIROLA/MOHOGANY/IMBUIA/BALSA WOOD SAWN OR CHIP ETC	M3	356	259,088
	ANGUILLA		28	31,782
	ANTIGUA AND BARBUDA		34	32,219
	BRITISH VIRGIN ISLANDS		63	102,350
	DOMINICAN REPUBLIC		150	7,766
	FRANCE		32	35,723
	GUADELOUPE		6	5,909
	MONTSERRAT		2	2,575
	NETHERLAND ANTIL. EXC ARUBA		8	8,370
	SAINT KITTS AND NEVIS		33	32,394
4407260000	WHITE LAUAN/MERANTI/SERAYA, YELLOW MERANTI & ALAN	M3	74	53,159
	BRITISH VIRGIN ISLANDS		74	53,159
4407290000	OTHER TROPICAL WOOD,WOOD SAWN/CHIPPED LNGTHWSE ETC	M3	37	30,509
	ANTIGUA AND BARBUDA		3	2,900
	FRANCE		7	5,798
	MONTSERRAT		12	9,457
	NETHERLAND ANTIL. EXC ARUBA		5	4,134
	SAINT KITTS AND NEVIS		10	8,220
4407910060	OAK WOOD EXCEPT RED SAWN LNGTHWISE OVER 6MM, ROUGH	M3	7	5,835
	FRANCE		7	5,835
4407910061	OAK WOOD EXCEPT RED SAWN LNGTHWISE OVER 6MM, NESOI	M3	24	13,369
	BRITISH VIRGIN ISLANDS		12	3,392
	GUADELOUPE		12	9,977
4408900080	NONCONIF NESOI VEN/PLYWD SHT LNGTHWS NOV6MM N/BACK	M2	90,120	108,143
	DOMINICAN REPUBLIC		90,120	108,143
4411190000	FIBERBRD WOOD/LIGNEOUS MAT'L DENSTY >.8G/CM3 NESOI	M3	29	3,915
	BRITISH VIRGIN ISLANDS		29	3,915
4412130002	PLYWOOD AT LEAST ONE OUTER PLY TROPICAL WOOD	M3	1,601	774,743
	ANGUILLA		154	103,351

TABLE - 5 EXPORTS FROM PUERTO RICO TO FOREIGN COUNTRIES,
BY COMMODITY AND COUNTRY OF DESTINATION
FISCAL YEAR 2003

COMM CODE	DESCRIPTION AND COUNTRY	UNIT	QUANTITY	VALUE - $
	ANTIGUA AND BARBUDA		58	32,025
	BRITISH VIRGIN ISLANDS		292	171,593
	DOMINICAN REPUBLIC		475	117,550
	FRANCE		144	88,704
	MONTSERRAT		31	10,469
	NETHERLAND ANTIL. EXC ARUBA		24	16,495
	SAINT KITTS AND NEVIS		423	234,556
4412140500	PLYWOOD AT LEAST ONE OUTER PLY OF BIRCH WOOD	M3	75	7,924
	DOMINICAN REPUBLIC		75	7,924
4412145600	PLYWOOD ONE OUTER PLY NONCONIF WOOD,6MM THCK,NESOI	M3	70	59,695
	ANGUILLA		3	2,670
	ANTIGUA AND BARBUDA		34	32,574
	ARUBA		7	7,120
	FRANCE		3	2,848
	GUADELOUPE		3	2,683
	NETHERLAND ANTIL. EXC ARUBA		20	11,800
4412194030	PLYWD 1 OUT PLY VA PINE ETC BOTH OUTER PLIES SFTWD	M3	2,602	902,306
	ANGUILLA		284	79,657
	ANTIGUA AND BARBUDA		15	10,843
	BRITISH VIRGIN ISLANDS		1,358	453,623
	FRANCE		442	168,653
	GUADELOUPE		98	34,768
	MONTSERRAT		40	12,574
	NETHERLAND ANTIL. EXC ARUBA		340	120,414
	SAINT KITTS AND NEVIS		25	21,774
4412195010	PLYWD ONE OUTER PLY DOUGLAS FIR BOTH SOFTWD, NESOI	M3	11	2,798
	BRITISH VIRGIN ISLANDS		11	2,798
4412195030	PLYWD OUTR PLY LONG LEAF PINE ETC BOTH SFTWD NESOI	M3	81	34,620
	NETHERLAND ANTIL. EXC ARUBA		81	34,620
4412290002	VENEERED PANELS ETC AT LEAST 1 OUT PLY HRDWD NESOI	M3	11	5,326
	SAINT KITTS AND NEVIS		11	5,326
4412990002	VENEER PANELS AND SIMILAR LAMINATED WOOD, NESOI	M3	152	52,529
	ANGUILLA		20	4,440
	BRITISH VIRGIN ISLANDS		8	10,392
	GUADELOUPE		112	35,102
	MONTSERRAT		12	2,595
4413000000	DENSIFIED WD BLOCKS/PLATES/STRIPS/PROFILE SHAPES	KG	3,335	4,500
	DOMINICAN REPUBLIC		3,335	4,500
4415200000	PALLETS, BOX PALLETS AND OTHER LOAD BOARDS OF WOOD	NO	80,564	328,350
	BELIZE		20,598	76,804
	BRAZIL		58,227	236,051
	DOMINICAN REPUBLIC		1,739	15,495
4417000000	TOOLS/TOOL & BROOM BODIES ETC SHOE LAST/TREES WOOD	X		45,609
	ARUBA			3,024
	NETHERLAND ANTIL. EXC ARUBA			2,604
	PANAMA			31,690
	TRINIDAD AND TOBAGO			8,291
4418100000	WINDOWS, FRENCH-WINDOWS AND THEIR FRAMES, OF WOOD	NO	2,191	81,247
	BRITISH VIRGIN ISLANDS		766	26,117
	SAINT KITTS AND NEVIS		1,425	55,130
4418200030	FLUSH DOORS, OF WOOD	NO	1,152	27,531
	ANTIGUA AND BARBUDA		200	4,263
	BRITISH VIRGIN ISLANDS		481	12,966
	SAINT KITTS AND NEVIS		471	10,302
4418200060	DOORS AND THEIR FRAMES, THRESHOLDS, OF WOOD, NESOI	NO	13,370	648,495
	ANGUILLA		199	19,805
	BRITISH VIRGIN ISLANDS		735	57,175
	EL SALVADOR		1,213	17,959
	FRANCE		181	23,244
	MONTSERRAT		187	14,490
	NETHERLAND ANTIL. EXC ARUBA		320	32,275
	SAINT KITTS AND NEVIS		929	79,252
	SPAIN		8,888	393,000
	TRINIDAD AND TOBAGO		718	11,295
4418300000	PARQUET PANELS, OF WOOD	M2	208	6,000
	DOMINICAN REPUBLIC		208	6,000
4418904580	BUILDERS' JOINERY AND CARPENTRY OF WOOD, NESOI	X		468,900

TABLE - 5 EXPORTS FROM PUERTO RICO TO FOREIGN COUNTRIES,
BY COMMODITY AND COUNTRY OF DESTINATION
FISCAL YEAR 2003

COMM CODE	DESCRIPTION AND COUNTRY	UNIT	QUANTITY	VALUE - $
	ARUBA			408,900
	GUADELOUPE			60,000
4420100000	STATUETTES AND OTHER ORNAMENTS, OF WOOD	X		3,000
	ARUBA			3,000
4420907000	JEWELRY BOXES/SILVERWARE CHESTS/CIGAR BOX ETC WOOD	NO	4,300	8,600
	GUADELOUPE		1,900	3,800
	NETHERLAND ANTIL. EXC ARUBA		2,400	4,800
4420908000	WOOD MARQUETRY, INLAID WOOD, CASKETS, ETC, NESOI	X		174,008
	ARUBA			12,034
	DOMINICAN REPUBLIC			135,935
	NETHERLAND ANTIL. EXC ARUBA			26,039
4421904500	WOOD BLINDS, SHUTTERS, SCREENS AND SHADES	X		62,903
	DOMINICAN REPUBLIC			62,903
4421909750	ARTICLES OF WOOD, NESOI	X		103,679
	CANADA			43,277
	DOMINICAN REPUBLIC			21,179
	IRELAND			21,383
	NETHERLAND ANTIL. EXC ARUBA			5,270
	TRINIDAD AND TOBAGO			12,570
	CORK AND ARTICLES OF CORK	TOTAL		109,814
4501900000	WASTE CORK; CRUSHED, GRANULATED OR GROUND CORK	KG	2,989	59,780
	ARUBA		1,203	24,060
	NAMIBIA		1,786	35,720
4503100000	CORKS AND STOPPERS OF NATURAL CORK	KG	220	4,400
	ARUBA		220	4,400
4504100000	BLOCKS/PLATES/SHEETS/TILE/DISKS ETC OF AGGLOM CORK	KG	3,855	17,101
	DOMINICAN REPUBLIC		3,855	17,101
4504900000	AGGLOMERATED CORK & ARTICLES OF AGGLOM CORK, NESOI	X		28,533
	DOMINICAN REPUBLIC			3,533
	SPAIN			25,000
	PULP OF WOOD OR OF OTHER FIBROUS CELLULOSIC MATERIAL; WASTE AND SCRAP OF PAPER OR PAPERBOARD; PAPER AND PAPERBOARD AND ARTICLES THEREOF	TOTAL		27,341,269
	PULP OF WOOD OR OF OTHER FIBROUS CELLULOSIC MATERIAL;WASTE AND SCRAP OF PAPER OR PAPERBOARD	TOTAL	128,333	18,592,531
4707100000	WASTE, SCRAP UNBLEACH KRAFT, CORRUGATD PAPER/PPRBD	T	94,983	13,310,218
	CHILE		738	124,330
	CHINA (TAIWAN)		2,258	268,568
	CHINA,PEOPLE'S REP.(MAINLAND)		3,985	401,592
	COLOMBIA		5,805	695,333
	ECUADOR		613	125,615
	FRANCE		4,599	628,165
	INDIA		49	3,209
	INDONESIA		1,676	176,315
	ITALY		12,141	2,369,946
	KOREA,REP. OF (SOUTH KOREA)		16,681	1,995,399
	KUWAIT		817	130,390
	MEXICO		851	173,237
	NETHERLANDS		510	101,731
	PANAMA		890	237,871
	PITCAIRN ISLAND		1,574	441,137
	SAN MARINO		164	23,003
	SPAIN		19,634	2,547,044
	THAILAND		15,248	1,940,634
	VATICAN CITY		25	4,915
	VENEZUELA		6,725	921,784
4707200020	HIGH-GRADE DEINKING WASTE PAPER AND PAPERBOARD	T	5,190	709,304
	CHINA (TAIWAN)		642	67,385
	FRANCE		696	100,324
	INDONESIA		591	85,480

TABLE - 5 EXPORTS FROM PUERTO RICO TO FOREIGN COUNTRIES,
BY COMMODITY AND COUNTRY OF DESTINATION
FISCAL YEAR 2003

COMM CODE	DESCRIPTION AND COUNTRY	UNIT	QUANTITY	VALUE - $
	ITALY		867	127,085
	KOREA,REP. OF (SOUTH KOREA)		555	87,209
	NETHERLANDS		71	12,928
	PANAMA		54	3,268
	SPAIN		1,714	225,625
4707200040	WASTE/SCRAP PPR/PPRBD, BLCH CHEM PULP, NOT COLORED	T	2,871	499,181
	BANGLADESH		49	17,706
	CHINA,PEOPLE'S REP.(MAINLAND)		179	26,400
	COLOMBIA		276	36,496
	INDIA		73	14,673
	KOREA,REP. OF (SOUTH KOREA)		1,381	298,591
	THAILAND		784	94,539
	VENEZUELA		129	10,776
4707300020	NEWSPRINT WASTE AND SCRAP PAPER	T	7,176	956,393
	CHINA,PEOPLE'S REP.(MAINLAND)		148	17,141
	INDONESIA		1,982	312,182
	KOREA,REP. OF (SOUTH KOREA)		2,682	319,830
	PANAMA		108	8,661
	THAILAND		1,474	168,152
	VENEZUELA		782	130,427
4707300040	WASTE/SCRAP PAPER, PAPERBD, MECHANICAL PULP, NESOI	T	5,916	1,110,329
	CHINA (TAIWAN)		114	7,695
	CHINA,PEOPLE'S REP.(MAINLAND)		107	12,097
	COLOMBIA		528	48,464
	DOMINICAN REPUBLIC		57	20,045
	KOREA,REP. OF (SOUTH KOREA)		1,009	118,299
	THAILAND		1,475	223,894
	VENEZUELA		2,626	679,835
4707900000	WASTE, SCRAP, INCL UNSORTED, PAPER, PAPERBD, NESOI	T	12,197	2,007,106
	BANGLADESH		907	199,925
	CHINA (TAIWAN)		573	41,864
	CHINA,PEOPLE'S REP.(MAINLAND)		171	25,494
	COLOMBIA		7,382	1,271,463
	GERMANY		133	10,353
	INDIA		1,027	126,911
	INDONESIA		130	31,000
	KOREA,REP. OF (SOUTH KOREA)		788	94,546
	PHILIPPINES		50	16,100
	SPAIN		171	17,000
	THAILAND		158	23,361
	VENEZUELA		661	135,655
	VIETNAM		46	13,434
	PAPER AND PAPERBOARD; ARTICLES OF PAPER PULP, OF PAPER OR OF PAPERBOARD	TOTAL		7,317,699
4802307000	CARBONIZING BASE PAPER, UNCOATED, NESOI	KG	10,165	16,289
	PANAMA		4,560	7,307
	VENEZUELA		5,605	8,982
4802541000	WRITING PPR UNCTD NOV 10% MECH FBR LT 40G/M2 RL/SH	KG	5,141	5,550
	BRITISH VIRGIN ISLANDS		5,141	5,550
4802611000	WRTNG/CVR PPR UNCTD OV 10% MECH FBR WD>15CM, ROLLS	KG	1,136	3,320
	BRITISH VIRGIN ISLANDS		1,136	3,320
4802691000	WRITING/COVER PPR UNCTD OV 10% MECH FBR, NESOI	KG	42,672	39,774
	COLOMBIA		32,693	25,438
	DOMINICAN REPUBLIC		9,979	14,336
4803000000	TOILET ETC HSHLD/SANTRY STOCK PAPER IN ROLL/SHEETS	KG	30,110	63,649
	DOMINICAN REPUBLIC		3,613	11,079
	NETHERLAND ANTIL. EXC ARUBA		4,411	8,750
	TRINIDAD AND TOBAGO		22,086	43,820
4804110000	KRAFTLINER, UNCOATED UNBLEACHED IN ROLLS OR SHEETS	KG	12,407	5,000
	BARBADOS		12,407	5,000
4804394040	KRAFT WRAPPING PPR UNCTD NESOI BLCHD 150G/M2/LESS	KG	10,069	14,565
	DOMINICAN REPUBLIC		10,069	14,565
4804396020	KRFT BASE STOCK TRAYS CUPS ETC UNCTD BLCH 150G/M2<	KG	2,124	4,056
	BARBADOS		2,124	4,056
4804420040	KRFT BASE STCK PACKAGNG UNCTD BLCH 151-224G/M2 RLL	KG	92,597	236,495

TABLE - 5 EXPORTS FROM PUERTO RICO TO FOREIGN COUNTRIES,
BY COMMODITY AND COUNTRY OF DESTINATION
FISCAL YEAR 2003

COMM CODE	DESCRIPTION AND COUNTRY	UNIT	QUANTITY	VALUE - $
	DOMINICAN REPUBLIC		92,597	236,495
4805911000	WRPPNG PPR UNCTD MULTI-PLY PPR WT<150G/M2 RLL/SHTS	KG	13,269	8,902
	CHINA (TAIWAN)		13,269	8,902
4805919000	PPR/PBRD EX KRAFT UNCTD NESOI WT>30 BUT <150G/M2	KG	12,001	4,320
	HONG KONG		12,001	4,320
4805924055	PPR/PBRD EX KRFT UNCTD NESOI WT>150 BUT<225 G/M2	KG	765	4,837
	SAINT KITTS AND NEVIS		765	4,837
4807009550	COMPOSITE PAPER/PPRBOARD NESOI NT IMPREGNTD ETC RL	KG	7,500	7,295
	DOMINICAN REPUBLIC		7,500	7,295
4808100000	CORRUGATED PPR/PBRD, W/N PERFORATED NESOI ROLL/SHT	KG	153,914	191,192
	DOMINICAN REPUBLIC		49,060	59,663
	VENEZUELA		104,854	131,529
4808900000	PAPER/PBOARD NESOI EMBOSSED OR PERFORATED ROLL/SHT	KG	37,729	706,934
	CHINA,PEOPLE'S REP.(MAINLAND)		579	23,163
	DOMINICAN REPUBLIC		37,150	683,771
4809900000	COPYING/TRANSFER PAPER COATD/IMPREGNTD ROLL/SHEETS	KG	409	3,250
	BRITISH VIRGIN ISLANDS		409	3,250
4810131450	PPR/PBRD WRTNG NESOI CLY CTD WD>15CM, WT<150G/M2	KG	1,465	29,300
	TRINIDAD AND TOBAGO		1,465	29,300
4810132090	PPR/BRD WRTNG CLY CTD BTH SDE WD>15CM, WT>150G/M2	KG	6,883	4,412
	DOMINICAN REPUBLIC		6,883	4,412
4810137000	PPR/PBRD FOR GRAPHIC, CTD W/INORG, ROLLS,NESOI	KG	417	8,340
	NETHERLAND ANTIL. EXC ARUBA		417	8,340
4810921350	PPR/PBRD EX KRFT/GRPHC CLY CTD MLT-PLY WD>15X36X15	KG	10,668	10,835
	DOMINICAN REPUBLIC		10,668	10,835
4811102000	PPR/PBR COATD/IMPREG WTH TAR BITUMEN/ASPHALT NESOI	KG	27,330	24,000
	DOMINICAN REPUBLIC		27,330	24,000
4811491000	PPR/PBRD GUMMED/ADHESIVE NESOI WD>15X36X15CM STRIP	KG	14,912	25,175
	DOMINICAN REPUBLIC		14,912	25,175
4811493000	PPR/PBRD, GUMMED OR ADHESIVE, NESOI	KG	6,103	26,000
	TRINIDAD AND TOBAGO		6,103	26,000
4811512030	BASE STCK FR TRAYS ETC CTD/IMPG/COV PLSTIC GE .3MM	KG	9,241	4,950
	ARUBA		9,241	4,950
4811592000	PRNTING PAPER,NOT BLECHD WT<150G/M2, WD>15X36X15CM	KG	293,338	335,304
	ANTIGUA AND BARBUDA		272,247	277,700
	BRITISH VIRGIN ISLANDS		11,471	51,704
	DOMINICAN REPUBLIC		9,620	5,900
4811596000	PPR/PBRD COATED IMPREGNATED OR CVRD W/PLSTCS NESOI	KG	17,690	39,055
	COLOMBIA		17,690	39,055
4811606000	PAPER AND PAPERBOARD COTD/CVRD W/ WAS ETC, NESOI	KG	3,519	15,291
	DOMINICAN REPUBLIC		3,519	15,291
4811903000	PPR/PPRBOARD, IMPREGNATED WTH LATEX, IN ROLL/SHEET	KG	1,848	4,661
	DOMINICAN REPUBLIC		1,848	4,661
4811905050	PPR/PBRD,CELLULOSE WDDNG ETC WD>15X36X15CM NESOI	KG	115,137	343,499
	BARBADOS		7,951	19,494
	DOMINICAN REPUBLIC		10,591	50,425
	JAMAICA		20,794	49,892
	TRINIDAD AND TOBAGO		75,801	223,688
4812000000	FILTER BLOCKS, SLABS AND PLATES, OF PAPER PULP	KG	15,320	5,184
	COLOMBIA		15,320	5,184
4813100000	CIGARETTE PAPER IN THE FORM OF BOOKLETS OR TUBES	KG	14,273	33,096
	ARUBA		3,985	9,240
	MEXICO		3,353	7,776
	UNITED KINGDOM OF GT BRITAIN		5,770	13,380
	VENEZUELA		1,165	2,700
4813900000	CIGARETTE PAPER, WHETHER OR NOT CUT TO SIZE, NESOI	KG	1,705	3,480
	BARBADOS		1,705	3,480
4816900000	TRANSFER PPRS CUT TO SIZE/SHAPE & PPR OFFSET PLATE	KG	5,258	92,307
	HONG KONG		5,258	92,307
4817200000	PPR/PBRD LTTR CARD/PLAIN POSTCARD/CORRS CARD NESOI	KG	12,141	10,732
	NETHERLAND ANTIL. EXC ARUBA		3,368	2,977
	TRINIDAD AND TOBAGO		8,773	7,755
4817300000	PPR/PBRD BOXES/POUCHES/ETC CONT ASSORTMNT STATNERY	KG	4,925	14,733
	DOMINICAN REPUBLIC		4,925	14,733
4818100000	TOILET PAPER	KG	6,396	10,791
	DOMINICAN REPUBLIC		3,441	6,861
	GUADELOUPE		2,955	3,930

TABLE - 5 EXPORTS FROM PUERTO RICO TO FOREIGN COUNTRIES,
BY COMMODITY AND COUNTRY OF DESTINATION
FISCAL YEAR 2003

COMM CODE	DESCRIPTION AND COUNTRY	UNIT	QUANTITY	VALUE - $
4818200020	TOWELS OF PAPER PULP/PAPER/CELLULOSE WADDING/WEBS	KG	16,989	66,349
	BRITISH VIRGIN ISLANDS		14,154	59,153
	GUADELOUPE		2,835	7,196
4818200040	HANDKERCHIEFS & CLEANSING/FACIAL TISSUES PAPER ETC	KG	6,999	23,079
	BRITISH VIRGIN ISLANDS		5,673	20,494
	DOMINICAN REPUBLIC		1,326	2,585
4818300000	TABLECLOTHS & TABLE NAPKINS OF PAPER, PPR PULP ETC	KG	12,225	9,632
	DOMINICAN REPUBLIC		12,225	9,632
4818402000	SANITARY PRODUCTS OF PAPER PULP	KG	2,725	12,369
	NAMIBIA		2,725	12,369
4818404030	DIAPERS & DIAPER LINERS EX PAPER PULP OF PAPER ETC	KG	400,747	1,119,629
	BAHAMAS		42,428	166,964
	BARBADOS		32,918	92,154
	BRITISH VIRGIN ISLANDS		8,323	33,244
	DOMINICAN REPUBLIC		118,407	404,687
	GUADELOUPE		109	4,832
	HAITI		108,599	119,176
	JAMAICA		28,399	46,219
	NETHERLAND ANTIL. EXC ARUBA		39,106	157,078
	SAINT KITTS AND NEVIS		14,972	67,716
	TRINIDAD AND TOBAGO		7,486	27,559
4818500000	ARTCLS OF APPAREL/CLOTHING ACCESSORS OF PAPER ETC	KG	14,669	66,773
	ARUBA		7,877	21,552
	BARBADOS		110	9,982
	BERMUDA		13	2,515
	DOMINICAN REPUBLIC		3,630	23,117
	GUADELOUPE		2,913	6,934
	TRINIDAD AND TOBAGO		126	2,673
4818900000	BED SHEETS & SIMLR HOUSEHLD/HOSPITAL ART PPR NESOI	KG	18,139	186,559
	COLOMBIA		2,900	62,081
	DOMINICAN REPUBLIC		6,828	19,020
	NETHERLAND ANTIL. EXC ARUBA		8,411	105,458
4819100020	SANITARY FOOD & BEV CNTNRS, CORRUGATED PPR/PPRBRD	KG	8,790	8,174
	MEXICO		8,790	8,174
4819100040	CARTONS/BOXES/CASES OF CORRUGATED PPR/PBRD, NESOI	KG	275,518	386,785
	BARBADOS		11,710	14,173
	DOMINICAN REPUBLIC		259,698	365,896
	GUADELOUPE		3,979	3,700
	ITALY		131	3,016
4819200040	FLDNG CRTNS/BOXES/CASES OF NON-CORRUGATED PR NESOI	KG	95,995	70,031
	BELGIUM		681	7,436
	DOMINICAN REPUBLIC		90,330	41,466
	GERMANY		1,303	10,000
	ITALY		732	6,500
	VENEZUELA		2,949	4,629
4819400040	SACKS & BAGS, CONES, BASE WIDTH <40CM, PAPER NESOI	KG	797	8,150
	ARUBA		797	8,150
4819504040	RIGID BOXES & CARTONS OF PAPER/PAPERBOARD, NESOI	KG	37,809	52,886
	BARBADOS		2,418	3,746
	BRITISH VIRGIN ISLANDS		3,012	3,768
	DOMINICAN REPUBLIC		32,379	45,372
4819504060	PACKING CONTAINERS NESOI OF PAPER, PPRBRD, ETC	KG	182,648	91,910
	BARBADOS		33,265	22,000
	DOMINICAN REPUBLIC		149,383	69,910
4819600000	BOX FILES/LTTR TRAY/STORAGE BOX ETC, OFFICE/SHOPS	KG	19,550	93,003
	BRAZIL		13,905	37,003
	DOMINICAN REPUBLIC		5,645	56,000
4820100000	REGISTERS/ACCT BKS/NOTEBKS/LETTER PAD ETC PPR/PBRD	NO	89,053	144,667
	BRITISH VIRGIN ISLANDS		20,856	7,649
	COLOMBIA		20,689	19,654
	DOMINICAN REPUBLIC		25,589	24,308
	EL SALVADOR		645	3,289
	PANAMA		21,274	89,767
4820400000	MANIFOLD BUSINESS FORMS/INTRLEAVD CARBON SETS PPR	KG	263,888	827,880
	HONG KONG		2,716	20,322
	JAPAN		261,172	807,558
4821100000	PAPER AND PAPERBOARD LABELS OF ALL KINDS, PRINTED	KG	22,736	373,717

TABLE - 5 EXPORTS FROM PUERTO RICO TO FOREIGN COUNTRIES,
BY COMMODITY AND COUNTRY OF DESTINATION
FISCAL YEAR 2003

COMM CODE	DESCRIPTION AND COUNTRY	UNIT	QUANTITY	VALUE - $
	CANADA		2,028	15,741
	COSTA RICA		714	34,444
	DOMINICAN REPUBLIC		11,018	207,077
	FRANCE		7,820	74,350
	MEXICO		1,156	42,105
4821902000	PAPER/PPRBOARD LABELS, UNPRINTED, PRESSURE-SENSTVE	KG	2,246	108,491
	DOMINICAN REPUBLIC		2,246	108,491
4821904000	PAPER/PPRBRD LABELS, UNPRINTED, NOT PRESSR-SENSTVE	KG	8,780	306,210
	BRITISH VIRGIN ISLANDS		33	2,800
	COSTA RICA		4,972	161,969
	DOMINICAN REPUBLIC		1,429	100,681
	HONDURAS		1,408	22,000
	NAMIBIA		156	3,120
	NETHERLAND ANTIL. EXC ARUBA		782	15,640
4822100000	BOBBINS/SIMLR SUPPORTS FR WINDNG TEXTILE YARN, PPR	KG	32,203	48,630
	NETHERLAND ANTIL. EXC ARUBA		32,203	48,630
4822900000	BOBBINS & SIMLR SUPPORTS NESOI OF PPR PULP PPR ETC	KG	7,722	11,660
	NETHERLAND ANTIL. EXC ARUBA		7,722	11,660
4823120000	SELF-ADHESIVE(PRSSR SNSTV) EX LBLS, STRIPS/ROLLS	KG	11,816	12,634
	DOMINICAN REPUBLIC		11,816	12,634
4823190002	GUMMED/ADHESIVE PPR STRIP/RLL NT PRSS-SEN NT LABEL	KG	5,857	7,471
	DOMINICAN REPUBLIC		5,857	7,471
4823400000	ROLL/SHEET/DIAL PRINTED FR SELF-RECORDNG APPR, PPR	KG	134,163	347,182
	COLOMBIA		45,025	103,804
	DOMINICAN REPUBLIC		3,186	3,234
	JAMAICA		79,080	223,532
	TRINIDAD AND TOBAGO		6,872	16,612
4823600040	TRAYS/DISHES/PLATES ETC NESOI OF PAPER/PPRBOARD	KG	4,335	12,028
	ANTIGUA AND BARBUDA		4,141	9,055
	TRINIDAD AND TOBAGO		194	2,973
4823903100	CARDS, NT PNCHD FR PNCH CARD MACH, CUT TO SZ,NESOI	KG	8,848	21,025
	BARBADOS		5,161	11,825
	TRINIDAD AND TOBAGO		3,687	9,200
4823908750	ARTICLES OF PPR PULP/PPR/PPRBRD/CELLULSE ETC NESOI	KG	68,861	544,202
	BAHAMAS		570	12,371
	BRAZIL		8,592	29,831
	DOMINICAN REPUBLIC		43,005	462,839
	GUATEMALA		9,071	21,863
	TRINIDAD AND TOBAGO		7,623	17,298
	PRINTED BOOKS, NEWSPAPERS, PICTURES AND OTHER PRODUCTS OF THE PRINTING INDUSTRY;MANUSCRIPTS,TYPESCRIPTS AND PLANS	TOTAL		1,431,039
4901100000	PRINTED BOOKS/BROCHURES/LEAFLETS ETC,SINGLE SHEETS	KG	14,751	77,448
	BARBADOS		787	15,740
	BRITISH VIRGIN ISLANDS		67	4,427
	DOMINICAN REPUBLIC		11,340	4,500
	NAMIBIA		2,057	41,140
	UNITED KINGDOM OF GT BRITAIN		500	11,641
4901990010	TEXTBOOKS	NO	96,198	387,889
	ANTIGUA AND BARBUDA		882	6,683
	ARUBA		721	3,060
	BARBADOS		7,205	36,200
	BRITISH VIRGIN ISLANDS		895	3,803
	DOMINICAN REPUBLIC		21,309	24,144
	MEXICO		47,081	225,593
	NETHERLAND ANTIL. EXC ARUBA		10,001	42,490
	PANAMA		1,688	11,948
	SAINT KITTS AND NEVIS		3,555	15,100
	TRINIDAD AND TOBAGO		2,861	18,868
4901990020	NEWSPAPER/JOURNALS/PERIODICALS BOUND EX PAPER, SET	NO	28,704	44,143
	BARBADOS		5,067	7,600
	DOMINICAN REPUBLIC		23,637	36,543
4901990040	BIBLES/TESTAMENTS/PRAYER BOOKS OTH RELIGIOUS BOOKS	NO	25,190	12,130
	DOMINICAN REPUBLIC		25,190	12,130

TABLE - 5 EXPORTS FROM PUERTO RICO TO FOREIGN COUNTRIES,
BY COMMODITY AND COUNTRY OF DESTINATION
FISCAL YEAR 2003

COMM CODE	DESCRIPTION AND COUNTRY	UNIT	QUANTITY	VALUE - $
4901990050	TECHNICAL, SCIENTIFIC AND PROFESSIONAL BOOKS	NO	8,702	67,458
	BRITISH VIRGIN ISLANDS		27	8,740
	DOMINICAN REPUBLIC		8,209	50,218
	IRELAND		456	5,000
	MEXICO		10	3,500
4901990070	HARDBOUND BOOKS, NESOI	NO	7,405	11,105
	BARBADOS		5,572	8,357
	TRINIDAD AND TOBAGO		1,833	2,748
4901990075	RACK SIZE PAPERBOUND BOOKS, NESOI	NO	21,175	28,165
	CHINA (TAIWAN)		20,443	25,553
	SINGAPORE		732	2,612
4901990092	PRINTED MATTER NESOI 5-48 PAGES EACH EXCL COVERS	NO	1,500	3,750
	DOMINICAN REPUBLIC		1,500	3,750
4901990093	PRINTED MATTER NESOI 49 OR MORE PAGES EA EX COVERS	NO	116,800	72,532
	BARBADOS		5,733	3,560
	DOMINICAN REPUBLIC		90,672	56,307
	PERU		20,395	12,665
4902100000	NEWSPAPERS, JOURNALS, PERIODICALS, 4 TIMES A WEEK	KG	1,335	20,501
	UNITED ARAB EMIRATES		1,335	20,501
4902902040	BUSINESS ETC PERIODICALS, NESOI SINGLE ISSUES TIED	NO	8,121	24,967
	PAKISTAN		1,045	3,136
	UNITED ARAB EMIRATES		7,076	21,831
4902905000	JOURNALS/PERIODICALS NESOI, INCL SINGL ISSUES TIED	NO	812	3,531
	SINGAPORE		812	3,531
4904000040	MUSIC NESOI PRINTED/MANUSCRIPT, BOUND/ILLUSTRATED	NO	1,872	11,208
	DOMINICAN REPUBLIC		1,872	11,208
4907000000	UNUSED POSTAGE, BANKNOTES, CHECK FORMS, STOCK, ETC	KG	29,411	194,500
	DOMINICAN REPUBLIC		29,410	190,000
	MEXICO		1	4,500
4909004020	GREETING CARDS, PRINTED	THS	5	3,848
	ANTIGUA AND BARBUDA		5	3,848
4911100050	CATALOGS, PRINTED	KG	1,533	21,664
	ITALY		1,533	21,664
4911100090	TRADE ADVERTISING MATERIAL, PRINTED, NESOI	KG	20,044	195,368
	BRITISH VIRGIN ISLANDS		127	3,962
	DOMINICAN REPUBLIC		18,230	169,800
	GERMANY		1,661	14,240
	NETHERLAND ANTIL. EXC ARUBA		26	7,366
4911990000	PRINTED MATTER, NESOI	KG	18,601	250,832
	ARUBA		136	8,063
	BRITISH VIRGIN ISLANDS		3	32,016
	COLOMBIA		14,145	33,065
	DOMINICAN REPUBLIC		14	75,500
	ECUADOR		7	2,800
	TRINIDAD AND TOBAGO		4,294	90,088
	UNITED KINGDOM OF GT BRITAIN		2	9,300
	TEXTILES AND TEXTILES ARTICLES	TOTAL		261,962,958
	SILK	TOTAL	448	3,419
5007900000	WOVEN FABRICS OF SILK OR SILK WASTE - OTHER NESOI	M2	448	3,419
	ANTIGUA AND BARBUDA		448	3,419
	COTTON	TOTAL		363,124
5203000000	COTTON, CARDED OR COMBED	KG	10,348	30,088
	DOMINICAN REPUBLIC		10,348	30,088
5204190000	COTTON SEWING THREAD,NOT RETAIL,<85% BY WGT COTTON	KG	1,265	9,240
	COLOMBIA		1,265	9,240
5205410000	COT YRN,MULTIPLE,COMBED,>=85%COT,NOT RETAIL,<=14NM	KG	2,303	10,155
	GUATEMALA		2,303	10,155
5206110000	COTTON YRN,SINGLE,UNCMBD,<85%COT,NOT RETAIL,<=14NM	KG	4,231	32,943
	DOMINICAN REPUBLIC		4,231	32,943
5208119000	OTHER PLAIN WV,UNBLEACHED,>=85%COT,<=100G/M1,>=69#	M2	90,716	135,620
	DOMINICAN REPUBLIC		18,248	27,280
	NETHERLAND ANTIL. EXC ARUBA		57,578	86,080

TABLE - 5 EXPORTS FROM PUERTO RICO TO FOREIGN COUNTRIES,
BY COMMODITY AND COUNTRY OF DESTINATION
FISCAL YEAR 2003

COMM CODE	DESCRIPTION AND COUNTRY	UNIT	QUANTITY	VALUE - $
	SAINT VINCENT AND GRENADINES		14,890	22,260
5209390070	WOV COT FAB 85% COT, DY NOTPLWOV NESOI OV 200 G/M2	M2	35,104	121,244
	ANGUILLA		927	3,199
	ARUBA		11,214	38,727
	BRITISH VIRGIN ISLANDS		1,558	5,381
	DOMINICA		1,022	3,528
	NETHERLAND ANTIL. EXC ARUBA		861	2,974
	SAINT KITTS AND NEVIS		882	3,045
	TRINIDAD AND TOBAGO		3,681	12,715
	VENEZUELA		14,959	51,675
5211290070	WOV COT FAB UN85% COTMMF BL NOPL NESOI OV 200 G/M2	M2	11,732	21,234
	MEXICO		11,732	21,234
5211490000	WOV COT FAB <85% COT M MMF YDC >200G/M2 OT FABRICS	M2	1,325	2,600
	DOMINICAN REPUBLIC		1,325	2,600
	MAN-MADE FILAMENTS	TOTAL		630,233
5401200000	SEWING THREAD ARTIFICIAL FILAMENTS FOR RETAIL SALE	KG	1,620	4,800
	DOMINICAN REPUBLIC		1,620	4,800
5402490005	SYN FIL YN EXSEW NO RT SING <5TNS/M2,ELSTOMERIC YN	KG	13,439	174,694
	UNITED KINGDOM OF GT BRITAIN		13,439	174,694
5402490010	SYN FIL YN EXSEW NO RT SING <5TNS/M2 POLYPROP,ETHY	KG	100	4,448
	DOMINICAN REPUBLIC		100	4,448
5402610000	NYLON FILAMENT YARN MULTIPLE/CABLED NT RETAIL SALE	KG	51	2,558
	SAINT KITTS AND NEVIS		51	2,558
5404108020	NYLON MONOFILAMENT OF >67 DECITEX X-DIMENSION >1MM	KG	71	50,291
	DOMINICAN REPUBLIC		71	50,291
5404108040	POLYESTER MONOFILAMENT OF >67 DECITEX X-DIMEN >1MM	KG	14,454	67,150
	DOMINICAN REPUBLIC		14,454	67,150
5404108080	SYNTHETIC MONOFILAMENT EXP NYLON OR POLYESTER YARN	KG	4,815	174,600
	BELGIUM		4,815	174,600
5407100000	WOV FAB SYN FIL HI TEN NYLON ETC AND POLYESTER	M2	953	33,917
	SOUTH AFRICA,REP.OF		953	33,917
5407430000	WOV FAB SYN FIL YN NESOI 85% NYLON ETC YARN DYED	M2	3,620	10,477
	DOMINICAN REPUBLIC		3,620	10,477
5407540000	WOV FAB SYN FIL YN NESOI 85% TEX POLYSTER PRINTED	M2	64,919	99,620
	TRINIDAD AND TOBAGO		64,919	99,620
5407710000	WOV FAB SYN FIL YN NESOI 85% SYN FIL NESOI UNBL BL	M2	75	2,813
	PHILIPPINES		75	2,813
5407820000	WOV FAB SYN FIL YN NESOI UN85% SYN FIL COT DYED	M2	7,602	4,865
	MEXICO		7,602	4,865
	MAN-MADE STAPLE FIBERS	TOTAL		586,606
5506200000	SYN STPL FIB CRD CMB OR PRCD SPNG OF POLYESTER	KG	868	4,810
	MEXICO		868	4,810
5508100000	SEW THD MMF STPL FIB WTH NT RETAIL SALE SYN STP FB	KG	8,339	312,035
	DOMINICAN REPUBLIC		8,339	312,035
5508200000	SEW THD MMF STPL FIB WTH NT RETAIL SALE ART STP FB	KG	2,089	32,729
	DOMINICAN REPUBLIC		2,089	32,729
5513190000	WV FB SYN SF <85% S F M COT WT<170G/M2 U/B OT WV F	M2	139,920	234,208
	DOMINICAN REPUBLIC		139,920	234,208
5515210000	OTH WOV FAB SYN ACR/MACR ST FB MIXED M/S MNM FILMT	M2	1,561	2,824
	GUADELOUPE		1,561	2,824
	WADDING,FELT AND NONWOVENS;SPECIAL YARNS;TWINE,CORDAGE,ROPES AND CABLES AND ARTICLES THEREOF	TOTAL	35,410	247,031
5601210000	WADDING; OTHER ARTICLES OF WADDING OF COTTON	KG	18,735	108,236
	VENEZUELA		18,735	108,236
5602909000	OTH FELT NT IMPREG COATED COV OR LAM NT M-MADE FIB	KG	16,659	136,101
	IRELAND		5,007	65,145
	SAINT KITTS AND NEVIS		11,652	70,956
5607500000	TWINE, CORD WHET/NT PLAIT IMPREG W/RUB OTH SYN FIB	KG	16	2,694
	GRENADA		16	2,694

TABLE - 5 EXPORTS FROM PUERTO RICO TO FOREIGN COUNTRIES,
BY COMMODITY AND COUNTRY OF DESTINATION
FISCAL YEAR 2003

COMM CODE	DESCRIPTION AND COUNTRY	UNIT	QUANTITY	VALUE - $
	CARPETS AND OTHER TEXTILE FLOOR COVERINGS	TOTAL	3,115	109,093
5702100000	KELEM,SCHUMACKS,KARAMANIE,&SIMILAR HAND-WOVEN RUGS	M2	2,975	102,800
	CHILE		2,975	102,800
5702590000	CARPETS,ETC OTHR TEX MAT,WOV,NOT PILE/MADE-UP/TUFT	M2	140	6,293
	PANAMA		140	6,293
	SPECIAL WOVEN FABRICS;TUFTED TEXTILE FABRICS; LACE; TAPESTRIES; TRIMMINGS; EMBROIDERY	TOTAL		46,853,674
5801310000	WOV PILE & CHENILLE FAB OF M-MADE FIBER UNCUT PILE	M2	1,244	2,970
	DOMINICAN REPUBLIC		1,244	2,970
5801900000	WOV PILE FAB & CHENILLE FAB OTHER TEXTILE MATERIAL	M2	98,596	452,077
	DOMINICAN REPUBLIC		98,596	452,077
5804210000	LACE IN PCE, STRIP, NOT OF 6002; MMF MECH MDE LACE	KG	775	11,075
	CHINA (TAIWAN)		125	3,063
	DOMINICAN REPUBLIC		650	8,012
5804290000	LACE IN PIECE,NOT OF 6002,MECH MDE LCE OTH TEX MAT	KG	80,271	1,609,563
	COSTA RICA		393	20,545
	DOMINICAN REPUBLIC		79,878	1,589,018
5806100000	WOV PILE FAB (INC TERRY TOWEL & SIM) & CHENILE FAB	KG	62,390	177,799
	DOMINICAN REPUBLIC		62,390	177,799
5806200000	NAR WOV FAB NESOI >5% ELASTOMERIC YRN/RUBBER THRD	KG	3,631,796	39,324,800
	DOMINICAN REPUBLIC		3,526,848	38,095,426
	EL SALVADOR		103,754	1,218,268
	MEXICO		883	8,111
	PAKISTAN		311	2,995
5806321090	OTHER RIBBONS OF MANMADE FIBERS NESOI	KG	289	9,071
	SAINT LUCIA		289	9,071
5806322000	OTHER NARROW WOVEN FABRICS OF MMF NESOI	KG	942	4,800
	ANTIGUA AND BARBUDA		942	4,800
5807901000	OTH LABEL & SIM ART IN PE STRP/CUT SHPE/SZE N/EMBR	KG	29,002	135,065
	DOMINICAN REPUBLIC		29,002	135,065
5807902000	OTH BADGE & SIM ART IN PE STRP/CUT SHPG/SZE N/EMBR	KG	224,379	5,122,400
	COLOMBIA		12,871	611,882
	COSTA RICA		294	4,117
	DOMINICAN REPUBLIC		211,214	4,506,401
5810990000	EMBROID PE, STRP/MOTIF: OTH EMBROID NESOI TEX MAT	KG	89	4,054
	DOMINICAN REPUBLIC		89	4,054
	IMPREGNATED,COATED,COVERED OR LAMINATED TEXTILE FABRICS;TEXTILE ARTICLES OF A KIND SUITABLE FOR INDUSTRIAL USE	TOTAL		208,801
5903103000	TEXTILE FABRIC NESOI PVC ETC, NOT COTTON OR MMF	M2	9,826	22,000
	NETHERLAND ANTIL. EXC ARUBA		9,826	22,000
5903903090	TEXT FABRIC IMPREG,CTED,CVRD WITH PLASTIC NESOI	M2	22,427	88,860
	CHINA,PEOPLE'S REP.(MAINLAND)		15,453	25,200
	TRINIDAD AND TOBAGO		6,974	63,660
5906100000	ADHESIVE TAPE NOT OVER 20 CM WIDE	KG	462	4,880
	DOMINICAN REPUBLIC		462	4,880
5906911800	RUBBERIZED TEXTILE FABRICS,KNITTED/CROCHETD OF MMF	M2	1,311	4,815
	DOMINICAN REPUBLIC		1,311	4,815
5911102000	TEXTILE FABRICS, OTH THAN PRINTERS' RUBBER BLANKET	KG	4,542	57,570
	BRITISH VIRGIN ISLANDS		2,603	15,572
	NETHERLAND ANTIL. EXC ARUBA		1,879	37,580
	SPAIN		60	4,418
5911320000	TEXTILE FABRICS ETC, PAPERMAKING, 650 G/M2 OR MORE	M2	546	30,676
	NETHERLANDS		194	8,568
	NEW ZEALAND		266	7,915
	UNITED KINGDOM OF GT BRITAIN		86	14,193
	KNITTED OR CROCHETED FABRICS	TOTAL	1,232,565	14,927,553

TABLE - 5 EXPORTS FROM PUERTO RICO TO FOREIGN COUNTRIES,
BY COMMODITY AND COUNTRY OF DESTINATION
FISCAL YEAR 2003

COMM CODE	DESCRIPTION AND COUNTRY	UNIT	QUANTITY	VALUE - $
6001290000	LOOPED PILE FABRICS OTHER TEX MAT, KNIT OR CROCHET	KG	571	3,059
	THAILAND		571	3,059
6002908000	OTH KNT FB LT 30CM WD GT 5% ELSTOMRIC YRN/RUB THRD	KG	270,815	7,430,428
	COLOMBIA		8,068	373,703
	COSTA RICA		1,736	47,846
	DOMINICAN REPUBLIC		260,935	7,006,024
	EL SALVADOR		76	2,855
6003406000	OTH KNITTED FAB OF ARTIFICIAL FIB OF WIDTH LE 30CM	KG	18,888	758,890
	DOMINICAN REPUBLIC		18,888	758,890
6004100000	KNIT/CRCHET FABRC GE 5% ELASTMRC BUT W/O RUBR THRD	KG	229	4,944
	SRI LANKA		229	4,944
6004901000	OTH KNIT/CRCHET FABRC CONTAINING ELASTMRC YRN/RUBR	KG	7,239	139,501
	COSTA RICA		1,024	34,045
	DOMINICAN REPUBLIC		6,215	105,456
6005310000	WRP KNIT FAB(INCL GALLOON)UNBLCH/BLCH SYNTHTIC FIB	KG	800	24,445
	DOMINICAN REPUBLIC		158	4,635
	MEXICO		642	19,810
6005320000	WARP KNIT FAB(INCL GALLOON)OF DYED SYNTHTIC FIBERS	KG	3,784	45,638
	DOMINICAN REPUBLIC		3,658	42,634
	MEXICO		126	3,004
6005440000	WARP KNIT FABRIC(INCL GALLOON)OF PRNTED ART'L FIBS	KG	489	2,889
	GUADELOUPE		489	2,889
6006211000	OT KT FAB OF UNBL/BL COT, CIR KT, GT 100 MT NO/YRN	KG	222	3,215
	COSTA RICA		222	3,215
6006219020	OT KT/CRCHT UNBL/BL COT FAB OF SGL KT CNSTN	KG	6,783	56,131
	COLOMBIA		6,783	56,131
6006219080	OTH KNIT/CROCHT UNBLEACH/BLEACH COT FABRICS,NESOI	KG	922,745	6,458,413
	DOMINICAN REPUBLIC		922,745	6,458,413
	ARTICLES OF APPAREL AND CLOTHING ACCESSORIES,KNITTED OR CROCHETED	TOTAL		131,089,869
6101100000	M/B OVERCOATS, CARCOATS, ETC OF WOOL, KNIT	DOZ	850	5,580
	BRITISH VIRGIN ISLANDS		850	5,580
6102900000	W/G OVERCOATS CARCOATS & SMLR ART OT TEX MTRL,KNIT	DOZ	600	3,570
	NETHERLAND ANTIL. EXC ARUBA		600	3,570
6103410000	M/B TROUSER OVERALLS SHORTS ETC WOOL, KNIT	DOZ	300	33,000
	ARUBA		300	33,000
6104120000	WOMEN'S OR GIRLS' SUITS OF COTTON, KNITTED OR CROC	DOZ	6	6,760
	DOMINICAN REPUBLIC		6	6,760
6104592000	W/G SKIRTS & DIVIDED SKIRT OF OT TEXTILE MTRL KNIT	DOZ	55	6,000
	TRINIDAD AND TOBAGO		55	6,000
6104620000	W/G TROUSERS OVERALLS BREECHES SHORTS COTTON, KNIT	DOZ	3,080	102,840
	ANTIGUA AND BARBUDA		452	11,980
	NAMIBIA		2,320	52,460
	SPAIN		308	38,400
6105100000	MEN'S OR BOYS' SHIRTS OF COTTON, KNITTED OR CROCHE	DOZ	555	73,440
	ANTIGUA AND BARBUDA		471	59,500
	NETHERLAND ANTIL. EXC ARUBA		84	13,940
6105200000	MEN'S OR BOYS' SHIRTS OF MANMADE FIBERS, KNITTED O	DOZ	3,514	37,150
	DOMINICAN REPUBLIC		3,514	37,150
6105900000	MEN'S/BOYS' SHIRTS OF OTHER TEXTILE MATERIALS,KNIT	DOZ	737	27,434
	COLOMBIA		737	27,434
6106100000	WOMEN'S OR GIRLS' BLOUSES AND SHIRTS COTTON, KNIT	DOZ	485	82,780
	GUADELOUPE		3	3,780
	SPAIN		482	79,000
6106200000	WOMEN'S OR GIRLS' BLOUSES/SHIRTS MANMADE FIB, KNIT	DOZ	95	3,078
	DOMINICAN REPUBLIC		95	3,078
6106900000	W/G BLOUSES AND SHIRTS OTHER TEXTILE MATERIAL,KNIT	DOZ	126	2,880
	GUADELOUPE		126	2,880
6107110000	MEN'S OR BOYS' UNDERPANTS AND BRIEFS COTTON, KNIT	DOZ	7,417,099	104,731,321
	DOMINICAN REPUBLIC		6,973,699	101,604,507
	EL SALVADOR		333,168	2,484,749
	HAITI		104,724	557,126
	JAMAICA		5,508	84,939
6107120000	MEN'S/BOYS' UNDERPANTS & BRIEFS MANMADE FIBER,KNIT	DOZ	192	4,792
	DOMINICAN REPUBLIC		192	4,792

TABLE - 5 EXPORTS FROM PUERTO RICO TO FOREIGN COUNTRIES,
BY COMMODITY AND COUNTRY OF DESTINATION
FISCAL YEAR 2003

COMM CODE	DESCRIPTION AND COUNTRY	UNIT	QUANTITY	VALUE - $
6107290000	M/B NIGHTSHIRTS & PAJAMAS OT TEXTILE MATERIALS, KT	DOZ	370	16,380
	BARBADOS		370	16,380
6107910000	MEN'S OR BOYS' BATHROBES AND SIMILAR ART COTTON,KT	DOZ	72	11,634
	DOMINICAN REPUBLIC		72	11,634
6108190000	W/G SLIPS AND PETTICOATS OT TEXTILE MATERIALS, KT	DOZ	22,489	231,157
	DOMINICAN REPUBLIC		22,489	231,157
6108210000	WOMEN'S OR GIRLS' BRIEFS AND PANTIES COTTON, KNIT	DOZ	1,568	27,398
	DOMINICAN REPUBLIC		1,568	27,398
6108220000	WOMEN'S/GIRLS' BRIEFS & PANTIES MANMADE FIBER, KT	DOZ	888,735	7,739,827
	CANADA		220	7,562
	DOMINICAN REPUBLIC		881,374	7,589,937
	SPAIN		7,141	142,328
6108290000	W/G BRIEFS & PANTIES OT TEXTILE MATERIALS, KNIT	DOZ	2,721	21,193
	DOMINICAN REPUBLIC		2,721	21,193
6108310000	W/G NIGHTDRESSES & PAJAMAS OF COTTON, KNIT	DOZ	84	5,906
	NETHERLAND ANTIL. EXC ARUBA		84	5,906
6108320000	W/G NIGHTDRESSES & PAJAMAS MANMADE FIBERS, KNIT	DOZ	364	10,808
	DOMINICAN REPUBLIC		364	10,808
6108910000	W/G NEGLIGEES BATHROBES & SIMILAR ART COTTON, KNIT	DOZ	3,671	67,024
	GERMANY		3,477	53,960
	HONDURAS		194	13,064
6109100005	M OR B T-SHIRTS ALL WHITE OF COT KT SS W/O PKT T E	DOZ	635,189	10,445,140
	BRITISH VIRGIN ISLANDS		276	6,473
	DOMINICAN REPUBLIC		634,894	10,434,846
	GUADELOUPE		19	3,821
6109100013	MEN'S OR BOYS' T-SHIRTS EX WHITE OF COTTON, KNIT	DOZ	1,254	32,024
	BRITISH VIRGIN ISLANDS		1,254	32,024
6109100024	M OR B TANK TOPS, SINGLETS NESOI OF COTTON	DOZ	4,500	20,010
	DOMINICAN REPUBLIC		4,500	20,010
6109901047	M/B ARTICLES THERMAL T-SHIRTS, ETC OF MMF, KNIT	DOZ	277	6,589
	BRITISH VIRGIN ISLANDS		277	6,589
6109901049	M/B ARTICLES SIMILAR TO T-SHIRTS, ETC OF MMF, KNIT	DOZ	476	6,569
	DOMINICAN REPUBLIC		476	6,569
6109901090	W/G ARTICLES SIMILAR TO T-SHIRTS, ETC OF MMF, KNIT	DOZ	125,603	7,198,938
	DOMINICAN REPUBLIC		125,603	7,198,938
6109901530	W OR G UNDERWEAR OF WOOL WITH LONG SLEEVES KNITTED	DOZ	228	14,500
	NETHERLAND ANTIL. EXC ARUBA		228	14,500
6109902012	M/B ARTICLES OTHER THAN T-SHIRTS, ETC OF NESOI KNT	DOZ	208	15,000
	ARUBA		208	15,000
6109902025	W/G ARTICLES OTHER THAN T-SHIRTS, ETC OF NESOI KNT	DOZ	844	24,723
	DOMINICAN REPUBLIC		844	24,723
6110202060	MEN'S OR BOYS' WAISTCOATS & SIMILAR ART COTTON, KT	DOZ	12	2,693
	GUYANA		12	2,693
6111906000	BABIES' GARMENTS & CLTHNG ACCESS OT TEX MTRL, KNIT	DOZ	102	8,750
	NETHERLAND ANTIL. EXC ARUBA		102	8,750
6112490000	W/G SWIMWEAR OF OTHER TEXTILE MATERIALS, KNIT	DOZ	140	17,542
	ARUBA		83	2,535
	VENEZUELA		57	15,007
6113000012	W/G GARMENTS NT COATS KNIT IMPREGNATED WITH RBR/PL	DOZ	32	14,020
	NETHERLAND ANTIL. EXC ARUBA		32	14,020
6113000095	M/B GARMENTS KNIT FABRIC 5906 IMPREG RBR/PLASTIC	DOZ	6	3,593
	SPAIN		6	3,593
6114900000	OTHER GARMENTS OF OTHER TEXTILE MATERIALS, KNITTED	DOZ	12	18,000
	TRINIDAD AND TOBAGO		12	18,000
6115920000	SOCKS & OTHER HOSIERY NESOI OF COTTON, KNIT	DPR	689	6,376
	DOMINICAN REPUBLIC		689	6,376
6117800000	OTHER MADE-UP CLOTHING ACCESSORIES, KNITTED OR CRO	DOZ	146	3,450
	ECUADOR		146	3,450
	ARTICLES OF APPAREL AND CLOTHING ACCESSORIES,NOT KNITTED OR CROCHETED	TOTAL	4,907,985	65,039,967
6201110000	M/B OVERCOATS CARCOATS SIMILAR ART WOOL, NOT KNIT	DOZ	16	5,100
	NAMIBIA		16	5,100
6203190000	MEN'S OR BOYS' SUITS OT TEXTILE MATERIALS, N KNIT	DOZ	255	15,721
	ARUBA		255	15,721
6203394000	M/B SUIT-TYPE JACKET & BLAZER OT TEX MTRL, NT KNIT	DOZ	50	4,360

TABLE - 5 EXPORTS FROM PUERTO RICO TO FOREIGN COUNTRIES,
BY COMMODITY AND COUNTRY OF DESTINATION
FISCAL YEAR 2003

COMM CODE	DESCRIPTION AND COUNTRY	UNIT	QUANTITY	VALUE - $
	ANTIGUA AND BARBUDA		50	4,360
6203424017	M&B TROUSERS & BREECHES OF COTTON NOT KNIT NESOI	DOZ	278	20,000
	DOMINICAN REPUBLIC		278	20,000
6203424077	MEN'S & BOYS' SHORTS OF COTTON NOT KNIT NESOI	DOZ	107	3,078
	SAINT VINCENT AND GRENADINES		107	3,078
6203493000	M/B TROUSER OVERALL SHORT ETC OT TEX MTRL, N KNIT	DOZ	235	11,120
	ARUBA		235	11,120
6205203000	MEN'S OR BOYS' OTHER SHIRTS OF COTTON, NOT KNITTED	DOZ	11,263	217,628
	COLOMBIA		11,263	217,628
6205900000	MEN'S OR BOYS SHIRTS OT TEXTILE MATERIALS, NT KNIT	DOZ	1,995	54,611
	ARUBA		1,257	32,471
	COLOMBIA		738	22,140
6206300000	W/G BLOUSES SHIRTS & SHIRT BLOUSES COTTON,NOT KNIT	DOZ	207	5,792
	COLOMBIA		207	5,792
6206900000	W/G BLOUSES SHIRTS ETC OT TEXTILE MATERIALS, NT KT	DOZ	298	10,990
	ARUBA		298	10,990
6207924000	M/B SINGLET & UNDERSHIRT MANMADE FIBER, NOT KNIT	DOZ	433	22,570
	ARUBA		433	22,570
6208190000	W/G SLIPS & PETTICOATS OT TEXTILE MATERIALS, N KT	DOZ	1,012	17,506
	COLOMBIA		694	13,833
	GUATEMALA		318	3,673
6208920035	W/G SNGLET OT UNSHIRT PANTIES ETC MANMADE FIB,N KT	DOZ	54,083	1,056,018
	COLOMBIA		40,952	643,372
	DOMINICAN REPUBLIC		13,131	412,646
6209200000	BABIES' GARMENTS & CLTHNG ACCESS COTTON, NOT KNIT	DOZ	3,813	65,456
	DOMINICAN REPUBLIC		1,100	16,300
	NETHERLAND ANTIL. EXC ARUBA		2,713	49,156
6210200000	M/B OVERCOATS ETC FELTS NONWOVEN IMPREG TEX F,N KT	DOZ	83	15,000
	BARBADOS		83	15,000
6211320000	MEN'S OR BOYS' OTHER GARMENTS OF COTTON, NOT KNITT	DOZ	85	13,641
	DOMINICAN REPUBLIC		85	13,641
6211420000	OTH GAR WOM GRLS COTTON EX TRACK SKI-SUITS SWMWER	DOZ	11	2,641
	DOMINICAN REPUBLIC		11	2,641
6212100010	BRASSIERES PARTS THEREOF WHTR KNIT OR CROC OF COT	DOZ	176,167	2,335,637
	DOMINICAN REPUBLIC		166,853	2,245,989
	EL SALVADOR		4,640	52,989
	HONDURAS		4,674	36,659
6212100020	BRASSIERES PARTS THEREOF WHTR KT OR CRT OF MM FIB	DOZ	4,305,194	57,564,340
	CANADA		681	136,734
	COLOMBIA		13,770	113,452
	COSTA RICA		7,970	109,042
	DOMINICAN REPUBLIC		4,276,778	57,154,914
	EL SALVADOR		2,661	39,376
	HONDURAS		3,334	10,822
6212100030	BRASSIERES PARTS THEREOF KT O CR EX COT OR MM FIB	DOZ	833	10,947
	COSTA RICA		833	10,947
6212200020	GIRDLES AND PANTY-GIRDLES OF MANMADE FIBERS	DOZ	544	57,594
	CANADA		544	57,594
6212900000	BRACES SUSPENDERS GARTERS ART PARTS KT O CT NESOI	DOZ	2,118	78,259
	CANADA		1,460	49,234
	DOMINICAN REPUBLIC		658	29,025
6214900090	SHAWLS SCARVES AND THE LIKE OF TEXTILE MATRL NESOI	DOZ	188	7,089
	COLOMBIA		188	7,089
6217100000	OTH MADE-UP CLOTHING ACCESS PART GAR ACCESS NESOI	DOZ	5,762	82,895
	DOMINICAN REPUBLIC		5,762	82,895
6217900000	OTH MADE-UP CLOTHING ACCESS PART GAR, PARTS NESOI	DOZ	342,955	3,361,974
	COLOMBIA		11,865	168,116
	DOMINICAN REPUBLIC		323,483	3,143,674
	HONDURAS		7,607	50,184
	OTHER MADE-UP TEXTILES ARTICLES; NEEDLE CRAFT SETS;WORN CLOTHING AND WORN TEXTILE ARTICLES;RAGS	TOTAL		1,903,588
6301300000	BLANKETS (NT ELEC) & TRAVELING RUGS OF COTTON	NO	3,343	23,053
	DOMINICAN REPUBLIC		3,343	23,053
6302310025	OTHER BED LINEN: OF COTTON, SHEETS	NO	7,820	23,426

TABLE - 5 EXPORTS FROM PUERTO RICO TO FOREIGN COUNTRIES,
BY COMMODITY AND COUNTRY OF DESTINATION
FISCAL YEAR 2003

COMM CODE	DESCRIPTION AND COUNTRY	UNIT	QUANTITY	VALUE - $
	DOMINICAN REPUBLIC		7,820	23,426
6302910035	OTHER COTTON TOWELS JACQUARD FIGURED	NO	1,952	6,800
	NAMIBIA		1,952	6,800
6303120000	CURTAIN (DRAPE) & INTER BLND/BD VAL KT/CRO SYN FIB	NO	804	11,308
	BRITISH VIRGIN ISLANDS		804	11,308
6304190000	OTH FURNISHING ARTI EXC HEADING 9404 BEDSPRD NESOI	NO	10,327	288,435
	ANTIGUA AND BARBUDA		15	3,585
	ARUBA		30	7,277
	BRITISH VIRGIN ISLANDS		245	18,718
	CHILE		306	25,919
	DOMINICAN REPUBLIC		1,459	111,314
	SAINT KITTS AND NEVIS		877	14,239
	TRINIDAD AND TOBAGO		377	24,219
	VENEZUELA		7,018	83,164
6305100000	SACK & BAG FOR PKG GOOD JUTE/BAST FIB OF HEAD 5303	KG	137,518	1,086,900
	DOMINICAN REPUBLIC		137,518	1,086,900
6305200000	SACKS & BAGS KIND USED FOR PACKING OF GOODS COTTON	KG	739	5,000
	SPAIN		739	5,000
6305390000	SACK & BAG FOR PKG GOOD MANMADE TEXTILE MAT NESOI	KG	3,037	8,970
	DOMINICAN REPUBLIC		2,529	5,800
	TRINIDAD AND TOBAGO		508	3,170
6306110000	TARPAULINS, AWNINGS AND SUNBLINDS OF COTTON	KG	1,424	10,000
	ANTIGUA AND BARBUDA		1,424	10,000
6307903000	OTH MADE-UP ART INC DRESS PATTERNS: NESOI LABELS	KG	100	3,109
	DOMINICAN REPUBLIC		100	3,109
6307905000	OTH MD-UP ART INC DRES PTRN NESOI CORSET/F-WRE LAC	KG	216	3,992
	DOMINICAN REPUBLIC		216	3,992
6307909925	OTHER MADE-UP NATIONAL FLAGS OF THE U.S.	NO	1	3,000
	GUADELOUPE		1	3,000
6307909995	MADE-UP ARTICLES OF TEXTILE MATERIAL, NESOI	KG	15,728	429,595
	CANADA		3,388	145,881
	DOMINICAN REPUBLIC		3,856	22,000
	KUWAIT		7,233	236,714
	SPAIN		1,251	25,000
	FOOTWEAR,HEADGEAR,UMBRELLAS, SUN UMBRELLAS,WALKING STICKS, SEATSTICKS,WHIPS,RIDING CROPS AND PARTS THEREOF;PREPARED FEATHERS AND ARTICLES MADE THEREWITH; ARTIFICIAL FLOWERS;ARTICLES OF HUMAN HAIR	TOTAL		8,898,092
	FOOTWEAR,GAITERS AND THE LIKE; PARTS OF SUCH ARTICLES	TOTAL		8,741,859
6402912500	FOOTWEAR RUB PLAST STITCH NESOI ANKLE COVER WOMENS	PRS	9,756	30,000
	TRINIDAD AND TOBAGO		9,756	30,000
6402991810	OTH FTWR R/P UPPER>90% RUBR/PLASTIC HOUSE SLIPPERS	PRS	1,338	31,180
	ANTIGUA AND BARBUDA		1,233	23,040
	NETHERLAND ANTIL. EXC ARUBA		105	8,140
6402995100	FOOTWEAR RUB PLAST STITCH NESOI FOR MEN	PRS	1,820	20,203
	DOMINICAN REPUBLIC		1,820	20,203
6402995400	FOOTWEAR RUB PLAST STITCH NESOI FOR WOMEN	PRS	4,428	28,897
	ARUBA		1,332	6,710
	BARBADOS		3,096	22,187
6402995700	FOOTWEAR RUB PLAST STITCH NESOI EXC MEN AND WOMEN	PRS	5,482	27,996
	ANTIGUA AND BARBUDA		3,972	12,140
	ARUBA		88	7,920
	BARBADOS		1,422	7,936
6403190000	FOOTWEAR LEA UPPER, SPORTS FOOTWEAR EXC SKI-BOOTS	PRS	255	25,140
	BARBADOS		200	6,880
	NETHERLAND ANTIL. EXC ARUBA		55	18,260
6403200000	FTWR SOL LTHR UPPER LTHR STRAPS AND AROUND BIG TOE	PRS	50	8,472
	BRAZIL		50	8,472
6403300000	FTWR BASE/PLATFORM OF WOOD NOT WITH METAL TOE-CAP	PRS	240	7,140
	BARBADOS		240	7,140
6403594500	FOOTWEAR LEA UP A SOL NESOI NOT ANK COV WOMEN	PRS	1,980	17,820

TABLE - 5 EXPORTS FROM PUERTO RICO TO FOREIGN COUNTRIES,
BY COMMODITY AND COUNTRY OF DESTINATION
FISCAL YEAR 2003

COMM CODE	DESCRIPTION AND COUNTRY	UNIT	QUANTITY	VALUE - $
	DOMINICAN REPUBLIC		1,980	17,820
6403911000	FOOTWEAR LEA UP NONLEA SOL ANKLE COV WORK SHOES	PRS	2,326	84,306
	DOMINICAN REPUBLIC		898	13,536
	ISRAEL		1,428	70,770
6403912000	FOOTWEAR LEA UP NONLEA SOL ANK COV NESOI MEN	PRS	100,421	2,798,762
	BARBADOS		492	10,652
	CANADA		1,068	39,682
	DOMINICAN REPUBLIC		34,668	95,337
	GREECE		3,876	131,224
	HONG KONG		26,976	854,775
	MEXICO		120	7,395
	NETHERLANDS		23,525	1,335,162
	PANAMA		5,328	164,280
	SPAIN		3,276	104,836
	UNITED ARAB EMIRATES		1,092	55,419
6403918000	FOOTWEAR LEA UP NONLEA SOL ANKCOV NESOI EX MN WOMN	PRS	42,327	1,449,068
	HONG KONG		2,388	72,195
	JAPAN		432	15,133
	NETHERLANDS		39,507	1,361,740
6403991500	FOOTWEAR LEA UP NONLEA SOL NOT ANKL HOUSE SLIPPERS	PRS	468	16,272
	NETHERLANDS		468	16,272
6403992500	FOOTWEAR LEA UP NONLEA SOL NOT ANKL WORK SHOES	PRS	30	6,725
	DOMINICAN REPUBLIC		30	6,725
6403995500	FOOTWEAR LEA UP NONLEA SOL NOT ANKL NESOI MEN	PRS	76	2,516
	DOMINICA		76	2,516
6403996500	FOOTWEAR LEA UP NONLEA SOL NOT ANKL NESOI WOMEN	PRS	1,260	7,668
	BARBADOS		432	2,592
	DOMINICAN REPUBLIC		396	2,546
	NETHERLAND ANTIL. EXC ARUBA		432	2,530
6404110000	FOOTWEAR TEX UP RUBPLAS SOL SPORT SHOES	PRS	1,134	3,379
	BARBADOS		1,134	3,379
6404194500	FOOTWEAR TEX UP RUBPLAS SOL NESOI FOR MEN	PRS	53	3,329
	DOMINICAN REPUBLIC		53	3,329
6404202500	FOOTWEAR TEX UP LEA SOLE FOR MEN	PRS	481	2,551
	DOMINICAN REPUBLIC		481	2,551
6405204500	FOOTWEAR NESOI TEX UPPER FOR WOMEN	PRS	725	10,856
	BARBADOS		725	10,856
6406100000	FOOTWEAR UPPERS AND UPPER PARTS EXCEPT STIFFENERS	X		10,156
	DOMINICAN REPUBLIC			6,834
	MEXICO			3,322
6406200000	PARTS OF FTWEAR OUT SLS & HLS OF RUBBER OR PLASTIC	X		1,654,699
	DOMINICAN REPUBLIC			1,654,699
6406999500	FOOTWEAR PARTS NESOI,AND ACCESSORIES ETC NESOI	X		2,494,724
	CHINA,PEOPLE'S REP.(MAINLAND)			90,000
	DOMINICAN REPUBLIC			2,404,724
	HEADGEAR AND PARTS THEREOF	TOTAL	2,365	87,407
6504000000	HATS&OTHR HDGR,PLAITD/ASSEMBLD STRIPS ANY MATERIAL	DOZ	110	5,540
	BARBADOS		110	5,540
6505908600	OTHR HATS&HDGR,KNITD/CRCHETD,LACE,FELT,OTH TEX MAT	DOZ	21	11,000
	GUYANA		21	11,000
6506100090	SAFETY HDGR,WHETHER/NOT LINED/TRIMMED, N.E.S.O.I.	DOZ	151	57,950
	NETHERLAND ANTIL. EXC ARUBA		151	57,950
6506910000	OTHER HEADGR OF RUBBER/PLASTICS(INCL BATHING CAPS)	DOZ	1,972	6,458
	DOMINICAN REPUBLIC		1,972	6,458
6506990000	OTHR HEADGR OTHR MATRLS NESOI WHETHER/NOT LINE/TRM	DOZ	111	6,459
	DOMINICAN REPUBLIC		111	6,459
	UMBRELLAS,SUN UMBRELLAS, WALKING STICKS,SEATSTICKS,WHIPS,RIDING CROPS AND PARTS THEREOF	TOTAL		68,826
6601990000	UMBRELLAS, NESOI	DOZ	11	3,384
	BERMUDA		11	3,384
6603200000	UMBRELLA FRAMES, MOUNTED, SHAFT/STICK,IN 6601 & 02	NO	3,838	65,442
	JAPAN		3,838	65,442

TABLE - 5 EXPORTS FROM PUERTO RICO TO FOREIGN COUNTRIES,
BY COMMODITY AND COUNTRY OF DESTINATION
FISCAL YEAR 2003

COMM CODE	DESCRIPTION AND COUNTRY	UNIT	QUANTITY	VALUE - $
	ARTICLES OF STONE,PLASTER,CEMENT, ASBESTOS,MICA OR SIMILAR MATERIALS; CERAMIC PRODUCTS;GLASS AND GLASSWARE	TOTAL		10,213,276
	ARTICLES OF STONE,PLASTER,CEMENT, ASBESTOS,MICA OR SIMILAR MATERIALS	TOTAL		1,553,329
6802910000	MARBLE, TRAVERTINE AND ALABASTER, OTHER, NESOI	T	1	4,412
	BRITISH VIRGIN ISLANDS		1	4,412
6802990000	OTHER MONUMENTAL OR BUILDING STONE, NESOI	T	3	62,540
	GUYANA		3	62,540
6804100000	MILLSTONES AND GRINDSTONES FOR MILLNG GRNDG PLPNG	NO	42	41,500
	UNITED KINGDOM OF GT BRITAIN		42	41,500
6804220000	OTH MILLSTNS GRINSTNS A GRNDNG WHEELS AGGL ABRSVS	X		14,680
	HONG KONG			3,000
	TRINIDAD AND TOBAGO			11,680
6805100000	ABRASVS ON A BASE OF WOVEN TEXTILE FABRIC ONLY	KG	680	6,170
	BRITISH VIRGIN ISLANDS		680	6,170
6805200000	ABRASIVES ON A BASE OF PAPER OR PAPERBOARD ONLY	KG	1,488	29,760
	TRINIDAD AND TOBAGO		1,488	29,760
6807100000	ARTICLES OF ASPHALT OR SIMILAR MATERIALS IN ROLLS	KG	28,886	13,255
	DOMINICAN REPUBLIC		28,886	13,255
6807900010	ROOFING AND SIDING OF ASPHALT, OR SIMILAR MATERIAL	KG	28,514	10,920
	DOMINICAN REPUBLIC		28,514	10,920
6807900050	ARTICLES OF ASPHALT OR SIMILAR MATERIAL NESOI	KG	148,004	451,360
	ANTIGUA AND BARBUDA		1,723	30,000
	CHILE		13,252	41,910
	DOMINICA		7,637	21,000
	DOMINICAN REPUBLIC		4,320	4,450
	GRENADA		1,435	25,000
	GUADELOUPE		54,546	150,000
	MARTINIQUE		65,091	179,000
6810110000	BLDG BLCKS A BRCKS OF CMNT CNCRT ART ST W O N REIN	X		829,903
	ANGUILLA			81,406
	BRITISH VIRGIN ISLANDS			614,548
	GUADELOUPE			15,354
	NETHERLAND ANTIL. EXC ARUBA			98,734
	PANAMA			19,861
6810191000	FLR A WL TILS OF CMNT CNCRT OR ARTFCL STONE	M2	315	3,382
	NETHERLAND ANTIL. EXC ARUBA		315	3,382
6810195000	ARTCLS NESOI OF CMNT CNCRT OR ARTFCL STONE	X		9,738
	ARUBA			9,738
6810910000	PREFB STRCTRL CMPNTS O CNCRT CMNT O ARTF STONE	X		63,300
	BRITISH VIRGIN ISLANDS			63,300
6811100000	CORRUGATED SHEETS OF ASBESTOS ETC	KG	92	5,659
	BRITISH VIRGIN ISLANDS		92	5,659
6813100000	BRAKE LININGS A PADS, ASBESTOS, OTH MINRLS, CELULS	X		6,750
	JAMAICA			6,750
	CERAMIC PRODUCTS	TOTAL		507,959
6902105000	REFRCTRY BRICKS ETC OVER 50 PCT MGO CAO CHROM NESI	T	8	47,320
	TRINIDAD AND TOBAGO		8	47,320
6902201020	REFRACT BRICKS OV 50 PCT SILICA/ALUMINA EX AL BRCK	THS	160	29,320
	TRINIDAD AND TOBAGO		160	29,320
6902205010	ALUMINA BLOCKS, TILES A SIM CONSTRUC GDS EX BRICKS	T	9	38,571
	ARGENTINA		9	38,571
6903100000	OTH REFRAC CERAMIC GDS W GRAPHITE/CARBON OV 50PCT	KG	418	8,360
	ARUBA		418	8,360
6905900000	CERAMIC CONSTRUCTIONAL GDS A ARCHITCL ORNMNTS, NES	X		37,161
	DOMINICAN REPUBLIC			37,161
6906000000	CERAMIC PIPES, CONDUITS, GUTTERING A PIPE FITTINGS	KG	15,875	6,000
	DOMINICAN REPUBLIC		15,875	6,000
6907100000	UNGLZD CERAM TILES, CUBES ETC, SIDES LS THN 7 CM	M2	4,796	21,578
	BRITISH VIRGIN ISLANDS		1,625	7,308
	DOMINICAN REPUBLIC		1,717	7,730

TABLE - 5 EXPORTS FROM PUERTO RICO TO FOREIGN COUNTRIES,
BY COMMODITY AND COUNTRY OF DESTINATION
FISCAL YEAR 2003

COMM CODE	DESCRIPTION AND COUNTRY	UNIT	QUANTITY	VALUE - $
	NAMIBIA		1,454	6,540
6907900000	UNGLAZED CERAMIC FLAGS A PAVING, HEARTH A WALL TLS	M2	3,141	21,200
	ANGUILLA		697	8,051
	BRITISH VIRGIN ISLANDS		2,444	13,149
6908100000	GLZD CERAM TILES CUBES ETC FTTNG IN SQ UN 7CM	M2	34,491	148,651
	ANGUILLA		4,886	23,585
	ANTIGUA AND BARBUDA		140	9,743
	BRITISH VIRGIN ISLANDS		12,564	60,483
	MONTSERRAT		5,092	16,680
	NETHERLAND ANTIL. EXC ARUBA		6,286	16,697
	SAINT KITTS AND NEVIS		907	10,857
	SAINT LUCIA		4,320	7,150
	SAINT VINCENT AND GRENADINES		296	3,456
6909110000	PORCELAIN OR CHINA WARES FOR LAB, CHEM OR TECH USE	X		48,920
	ARUBA			11,260
	BARBADOS			27,520
	NETHERLAND ANTIL. EXC ARUBA			10,140
6909191000	FERRITE CORE MEMORIES	X		4,348
	DOMINICAN REPUBLIC			4,348
6909195000	CERAMIC WARE FOR LAB CHEMCL OR TECHNL USE, NESOI	X		22,100
	CHINA (TAIWAN)			22,100
6912005000	CERAMIC HOUSEHOLD A TOILET ARTICLS NT PORC NT TBLW	X		7,833
	BRITISH VIRGIN ISLANDS			7,833
6913100000	STATUETTES AND OTHER ORNMNTL ARTCLS, PORCLN OR CHN	X		50,060
	ARUBA			15,980
	NAMIBIA			25,920
	NETHERLAND ANTIL. EXC ARUBA			8,160
6914100000	ARTICLES OF PORCELAIN OR CHINA, NESOI	X		13,000
	NETHERLAND ANTIL. EXC ARUBA			13,000
6914900000	CERAMIC ARTICLES NESOI	X		3,537
	TRINIDAD AND TOBAGO			3,537
	GLASS AND GLASSWARE	TOTAL		8,151,988
7002200000	GLASS RODS, UNWORKED	KG	313	6,260
	ARUBA		313	6,260
7004900000	DRWN/BLWN GLSS SHTS W/WO ABSRB/RFCT LYR N OTH WRKD	M2	482	3,852
	ANTIGUA AND BARBUDA		482	3,852
7005100000	FLOAT GLASS ETC IN NONWRD SHTS W ABS/REFL LAYER	M2	1,345	12,100
	BRITISH VIRGIN ISLANDS		1,345	12,100
7007190000	TOUGHNED SAFETY GLASS, NOT FOR VEHICULAR USE	M2	111	2,566
	ANTIGUA AND BARBUDA		111	2,566
7009920000	GLASS MIRRORS, FRAMED, EXC REARVIEW	CM2	83	23,790
	ARUBA		83	23,790
7010900520	GLASS PHARMACEUTICAL CONTNRS, CAPACITY 0.33>=1 L	GRS	51,851	365,791
	AUSTRALIA		7,597	53,156
	IRELAND		44,173	309,163
	MEXICO		81	3,472
7010902010	GLASS CONTAINERS FOR PERFUME/TOILET PREP, OVER 1 L	GRS	2,147	42,930
	NORWAY		2,147	42,930
7010903020	OTH GLASS CONTAINERS, PERFUME/TOILET PREP >0.33-1L	GRS	2,447	58,613
	IRELAND		2,447	58,613
7010905009	GLASS CONTAINER WITH OR WITHOUT CLOSURE >1 L NESOI	GRS	234,749	4,794,096
	ANTIGUA AND BARBUDA		1,836	7,280
	BRAZIL		11,151	64,901
	CHINA,PEOPLE'S REP.(MAINLAND)		47	8,924
	DOMINICAN REPUBLIC		215,173	4,460,302
	GUADELOUPE		600	15,181
	INDIA		1,591	46,305
	IRELAND		326	83,908
	MARTINIQUE		3,450	62,197
	MEXICO		527	36,174
	SWITZERLAND		48	8,924
7010905037	GLASS CONTAINERS W/WO CLOSURES >0.33-1L, NESOI	GRS	152,782	2,353,811
	BRAZIL		2,797	32,451
	COSTA RICA		476	9,504
	DOMINICAN REPUBLIC		142,944	2,158,178

TABLE - 5 EXPORTS FROM PUERTO RICO TO FOREIGN COUNTRIES,
BY COMMODITY AND COUNTRY OF DESTINATION
FISCAL YEAR 2003

COMM CODE	DESCRIPTION AND COUNTRY	UNIT	QUANTITY	VALUE - $
	IRELAND		94	25,920
	MARTINIQUE		1,312	33,311
	NETHERLAND ANTIL. EXC ARUBA		350	9,082
	SAINT LUCIA		4,764	70,429
	URUGUAY		45	14,936
7010905057	GLASS CONTAINERS W/WO CLOSURES >0.15-0.33 L, NESOI	GRS	1,768	50,968
	DOMINICAN REPUBLIC		1,768	50,968
7010905060	GLASS CONTAINER W/WO CLOSURE <=0.15 LITER, NESOI	GRS	3,402	63,154
	DOMINICAN REPUBLIC		3,402	63,154
7011900000	GLASS ENVELOPES, OPEN, A PARTS, W/O FTTNGS, NESOI	X		24,235
	ANTIGUA AND BARBUDA			24,235
7013310000	TBL O KTCHN GLSSWR NT DRNKNG GLSS OF LEAD CRYSTAL	NO	5,251	34,060
	ARUBA		2,784	19,260
	NAMIBIA		2,467	14,800
7013390000	OTHER TABLE OR KITCHEN GLASSWARE NESOI	NO	1,200	8,400
	TRINIDAD AND TOBAGO		1,200	8,400
7014002000	OTHER OPTCL ELMNTS GLSS NT LNS BLNKS NT OPT WRKD	NO	7,983	33,770
	BARBADOS		1,352	7,770
	GUYANA		6,631	26,000
7014003000	LENSES, FILTERS A PRTS, GLASS, NT OPTIC ELEM N WKD	X		5,118
	EGYPT			5,118
7014005000	SIGNALLING GLASSWARE, NOT OPTICALLY WORKED, NESOI	X		3,350
	DOMINICAN REPUBLIC			3,350
7015900000	CLOCK, WATCH, NONCORRECTIVE GLASS ETC NESOI	X		7,500
	GUADELOUPE			7,500
7016100000	GLASS CUBES A SMLLWRS, BACKD OR NOT, FR MOSAICS ET	X		2,664
	SAINT VINCENT AND GRENADINES			2,664
7016900000	GLS CONS ART NESOI;LD WNDWS;MLTCLR/FMD GLS ARTCLS	X		82,304
	DOMINICAN REPUBLIC			82,304
7017200000	LAB, HYGINC, PHARM GLSWR W LIN COEF NOV 5X10-6 NES	X		4,220
	ITALY			4,220
7017900050	OTHER LABORATORY, HYGIENIC OR PHARM GLASSWR NESOI	X		2,552
	ANTIGUA AND BARBUDA			2,552
7019192000	GLASS FIBER YARN, NESOI	KG	3,560	6,699
	NAMIBIA		3,560	6,699
7019395000	WEBS, MATTRS, BRDS ETC, NONWOVEN OF GLS FIBRS NESI	X		13,513
	CZECH REPUBLIC			13,513
7019510000	OTHER WOVEN FABRICS OF A WIDTH NOT EXCEED 30 CM	M2	4,391	15,366
	DOMINICAN REPUBLIC		4,391	15,366
7019901000	OTHR WOVEN GLASS FIBERS AND ARTICLES THEREOF NESOI	X		101,571
	DOMINICAN REPUBLIC			101,571
7020000000	OTHER ARTICLES OF GLASS, NESOI	X		28,735
	ARUBA			10,463
	DOMINICAN REPUBLIC			18,272
	NATURAL OR CULTURED PEARLS,PRECIOUS OR SEMIPRECIOUS STONES,PRECIOUS METALS; METALS CLAD WITH PRECIOUS METAL, AND ARTICLES THEREOF;IMITATION JEWELRY; COIN	TOTAL		18,358,675
	NATURAL OR CULTURED PEARLS,PRECIOUS OR SEMIPRECIOUS STONES,PRECIOUS METALS; METALS CLAD WITH PRECIOUS METAL, AND ARTICLES THEREOF;IMITATION JEWELRY; COIN	TOTAL		18,358,675
7102290000	INDUSTRIAL DIAMONDS, WORKED	CAR	15,994	613,981
	NETHERLAND ANTIL. EXC ARUBA		15,994	613,981
7102390010	DIAM EXC IND WRKD NT SET O STRNG NOT OVR 0.5 CARAT	CAR	715	200,000
	NETHERLAND ANTIL. EXC ARUBA		715	200,000
7102390050	DIAM EXC INDUS WRKD NT SET O STRNG OV 0.5 CARAT EA	CAR	1,366	2,054,963
	NETHERLAND ANTIL. EXC ARUBA		1,070	1,674,180
	PANAMA		296	380,783
7106100000	SILVER POWDER	GM	644,598	116,984
	CHINA (TAIWAN)		584,868	106,830
	JAPAN		59,730	10,154

TABLE - 5 EXPORTS FROM PUERTO RICO TO FOREIGN COUNTRIES,
BY COMMODITY AND COUNTRY OF DESTINATION
FISCAL YEAR 2003

COMM CODE	DESCRIPTION AND COUNTRY	UNIT	QUANTITY	VALUE - $
7106915000	UNWROUGHT SILVER, NESOI	GM	4,129	3,200
	ARUBA		4,129	3,200
7106920000	SILVER, SEMIMANUFACTURED	GM	468,283	74,088
	DOMINICAN REPUBLIC		468,283	74,088
7110110000	PLATINUM, UNWROUGHT OR POWDER	GM	44,570	927,142
	CHINA (TAIWAN)		4,571	159,040
	KOREA,REP. OF (SOUTH KOREA)		39,999	768,102
7110210000	PALLADIUM, UNWROUGHT OR IN POWDER FORM	GM	443,005	3,744,774
	CHINA (TAIWAN)		23,014	78,806
	KOREA,REP. OF (SOUTH KOREA)		419,991	3,665,968
7110310000	RHODIUM, UNWROUGHT OR IN POWDER FORM	GM	20,000	417,963
	KOREA,REP. OF (SOUTH KOREA)		20,000	417,963
7113110000	JEWELRY AND PARTS THEREOF, OF SILVER	X		278,033
	ARUBA			187,078
	BARBADOS			4,406
	BRITISH VIRGIN ISLANDS			2,650
	GUADELOUPE			26,647
	NETHERLAND ANTIL. EXC ARUBA			47,365
	SAINT LUCIA			4,063
	TRINIDAD AND TOBAGO			5,824
7113190000	JEWELRY AND PARTS THEREOF, OF OTH PRECIOUS METAL	X		3,130,667
	ARUBA			1,832,987
	BARBADOS			23,921
	INDIA			18,621
	ITALY			33,750
	JAPAN			250,000
	NAMIBIA			263,738
	NETHERLAND ANTIL. EXC ARUBA			268,509
	PANAMA			380,783
	PHILIPPINES			58,358
7113200000	JEWELRY AND PARTS, BASE METAL CLAD W PREC METAL	X		49,208
	DOMINICAN REPUBLIC			4,995
	FRANCE			5,567
	NETHERLAND ANTIL. EXC ARUBA			35,881
	UNITED KINGDOM OF GT BRITAIN			2,765
7114190000	ARTLS OF GLD OR PLAT NESOI	X		5,215
	GUADELOUPE			5,215
7116102500	ARTICLES OF CULTURED PEARLS	X		160,693
	NETHERLAND ANTIL. EXC ARUBA			160,693
7116201000	JEWELRY OF PRECIOUS OR SEMIPRECIOUS STONES	X		6,133,844
	ARUBA			1,457,464
	GUADELOUPE			396,053
	MEXICO			75,640
	NETHERLAND ANTIL. EXC ARUBA			4,003,687
	SWITZERLAND			201,000
7116204050	ARTICLES OF PRECIOUS OR SEMIPREC STONES, NT JEWLRY	X		214,426
	NETHERLAND ANTIL. EXC ARUBA			214,426
7117190000	OTH IMITATION JEWELRY, BASE METAL, INC PR MTL PLTD	X		95,287
	ARUBA			20,200
	BARBADOS			5,698
	CAYMAN ISLANDS			4,300
	GUADELOUPE			9,473
	NETHERLAND ANTIL. EXC ARUBA			52,089
	SAINT LUCIA			3,527
7117900000	IMITATION JEWELRY NOT OF BASE METAL	X		92,807
	ARUBA			6,745
	DOMINICAN REPUBLIC			3,844
	GUATEMALA			17,548
	NETHERLAND ANTIL. EXC ARUBA			47,294
	TRINIDAD AND TOBAGO			17,376
7118900050	COIN (EXCEPT GOLD COIN) NESOI	X		45,400
	SAINT KITTS AND NEVIS			45,400
	BASE METALS AND ARTICLES OF BASE METAL	TOTAL		44,748,695
	IRON AND STEEL	TOTAL		7,095,518

TABLE - 5 EXPORTS FROM PUERTO RICO TO FOREIGN COUNTRIES,
BY COMMODITY AND COUNTRY OF DESTINATION
FISCAL YEAR 2003

COMM CODE	DESCRIPTION AND COUNTRY	UNIT	QUANTITY	VALUE - $
7204100000	CAST IRON WASTE AND SCRAP	T	5,417	623,076
	CHINA,PEOPLE'S REP.(MAINLAND)		60	21,810
	SPAIN		5,357	601,266
7204210000	STAINLESS STEEL WASTE AND SCRAP	T	1,087	683,710
	BELGIUM		12	7,000
	CHINA (TAIWAN)		17	16,657
	CHINA,PEOPLE'S REP.(MAINLAND)		66	53,587
	HONG KONG		61	34,752
	INDIA		39	23,040
	NETHERLAND ANTIL. EXC ARUBA		1	4,946
	NETHERLANDS		186	138,656
	SPAIN		705	405,072
7204290000	ALLOY STEEL WASTE AND SCRAP NOT STAINLESS	T	5,223	552,154
	INDIA		45	18,768
	SPAIN		5,178	533,386
7204300000	TINNED IRON OR STEEL WASTE AND SCRAP	T	21	2,714
	DOMINICAN REPUBLIC		21	2,714
7204490020	NO 1 HEAVY MELTING STEEL SCRAP	T	14,211	1,238,546
	SPAIN		14,211	1,238,546
7204490070	SHREDDED STEEL SCRAP	T	12,908	1,420,025
	PORTUGAL		9,985	1,104,387
	SPAIN		2,923	315,638
7204490080	OTHER FERROUS SCRAP	T	14,479	1,706,713
	PORTUGAL		11,718	1,347,686
	SPAIN		2,761	359,027
7205100000	GRANULES, IRON OR STEEL	KG	196	3,060
	DOMINICAN REPUBLIC		196	3,060
7208101500	FLAT ROLD IRON/STL >=600MM,PICKLED,PATTERNS RELIEF	KG	4,011	60,920
	SAINT KITTS AND NEVIS		4,011	60,920
7208520000	FLAT RLD IRON/STL >=600MM,=4.75MM<=10MM THCK,HOTRL	KG	3,269	3,200
	BRITISH VIRGIN ISLANDS		3,269	3,200
7209170090	FLAT RLD IRON/STL >=600MM,=0.5MM<=1MM THICK,COLDRL	KG	4,610	2,858
	SAINT KITTS AND NEVIS		4,610	2,858
7210490030	FLAT ROLL HI-STRENGH STL >=600MM,ZINC PLATED,NESOI	KG	9,746	6,059
	DOMINICA		9,746	6,059
7210500000	FLT RLD IRON/STL >=600MM,CHROMIUM OXIDE PLATE/COAT	KG	104,369	26,812
	ITALY		104,369	26,812
7213100000	CONCRETE REINFORCING STL BARS&RODS,HOT-ROLL,COILS	KG	36,899	18,007
	BRITISH VIRGIN ISLANDS		36,899	18,007
7213200000	BAR&ROD FREE-CUTTNG IRON/STL,HOT-RLD,IRREGULA COIL	KG	15,687	11,982
	NETHERLAND ANTIL. EXC ARUBA		15,687	11,982
7213990000	BAR&ROD IRON/STL >=14MM DIAM,COIL,HOT-ROLLED,NESOI	KG	28,088	10,385
	BRITISH VIRGIN ISLANDS		28,088	10,385
7214200000	CONCRETE REINFORCING BAR & ROD IRON/STL, HOT-DRAWN	KG	518,664	206,017
	ANGUILLA		13,620	5,695
	BRITISH VIRGIN ISLANDS		489,516	187,735
	NETHERLAND ANTIL. EXC ARUBA		15,528	12,587
7217101510	WIRE,IRON/STL NALLOY <.25%CARBON NOT PLATED/COATED	KG	28,000	22,400
	NETHERLAND ANTIL. EXC ARUBA		28,000	22,400
7217107510	WIRE IRON/STL NALLOY >=.6%CARBON NOT PLATED/COATED	KG	249	3,496
	HONG KONG		249	3,496
7217209010	WIRE IRON/STL NALLOY >=.6%CARBN PLATD/COATD W/ZINC	KG	632	24,180
	DOMINICAN REPUBLIC		632	24,180
7223000000	WIRE OF STAINLESS STEEL	KG	2,284	13,160
	DOMINICAN REPUBLIC		1,368	9,486
	TRINIDAD AND TOBAGO		916	3,674
7225300000	FLAT-ROLL,OTH ALLOY STEEL>600MM WID,HOT-ROLL,COILS	KG	636	4,235
	BRITISH VIRGIN ISLANDS		636	4,235
7226922000	FLAT-ROL,TOOL STL,NOT HI-SPEED,<600 MM WID,CLD-ROL	KG	1,202	3,003
	MEXICO		1,202	3,003
7228100000	OTHER BARS AND RODS OF HIGH-SPEED STEEL	KG	37,355	294,956
	ANGUILLA		1,235	8,634
	BRITISH VIRGIN ISLANDS		14,844	106,591
	GUADELOUPE		20	7,228
	MONTSERRAT		2,399	31,192
	NETHERLAND ANTIL. EXC ARUBA		18,857	141,311
7228305000	OTH BARS/RODS,TOOL STEEL,NOT HIGH-SPEED,HOT-ROLLED	KG	19,896	46,944

TABLE - 5 EXPORTS FROM PUERTO RICO TO FOREIGN COUNTRIES,
BY COMMODITY AND COUNTRY OF DESTINATION
FISCAL YEAR 2003

COMM CODE	DESCRIPTION AND COUNTRY	UNIT	QUANTITY	VALUE - $
	ANGUILLA		1,440	4,225
	BRITISH VIRGIN ISLANDS		10,582	23,039
	NETHERLAND ANTIL. EXC ARUBA		7,874	19,680
7228308000	OTH BARS/RODS,OTH ALLOY STL,NOT TOOL STL, HOT-ROLL	KG	205,044	96,692
	ANGUILLA		8,834	3,707
	BRITISH VIRGIN ISLANDS		121,876	56,103
	MONTSERRAT		16,344	5,911
	NETHERLAND ANTIL. EXC ARUBA		57,990	30,971
7228505000	OTH BARS/RODS,OTH ALLOY STL,NOT TOOL STL,COLD-FORM	KG	244	10,214
	NETHERLAND ANTIL. EXC ARUBA		244	10,214
	ARTICLES OF IRON OR STEEL	TOTAL		4,559,693
7301201000	ANGLES, SHAPES, SECTIONS, WLDED, IRON OR NONAL STL	KG	7,258	20,000
	DOMINICAN REPUBLIC		7,258	20,000
7302105000	RAILS OF ALLOY STEEL	KG	2,300	8,400
	DOMINICAN REPUBLIC		2,300	8,400
7302909000	RAILWAY OR TRAMWAY TRACK CONSTR MATRL OF IOS NESOI	KG	958	5,434
	BRITISH VIRGIN ISLANDS		958	5,434
7303000060	PRESSURE PIPE, CAST IRON, INSDE DIAM LS THN 356 MM	KG	7,481	9,237
	ARUBA		7,481	9,237
7303000090	TUBES, PIPES AND HOLLOW PROFILES, CAST IRON, NESOI	KG	640	40,800
	SWEDEN		640	40,800
7304216000	OIL WELL DRILL PIPE, OF ALLOY STEEL	KG	503	4,100
	DOMINICAN REPUBLIC		503	4,100
7306105000	LINE PIPE ALLOY STEEL NOT SMLS NESOI	KG	9,600	10,500
	DOMINICAN REPUBLIC		9,600	10,500
7306208000	TUBING OF ALLOY STEEL NOT SEAMLSS NESOI	KG	15,861	24,750
	DOMINICAN REPUBLIC		15,861	24,750
7306301550	PS TBS HPFLS IOS NA WLD CCS WALLS 1.65MM THK; ETC	KG	5,440	4,755
	ANTIGUA AND BARBUDA		5,440	4,755
7306302000	OTH PS TB HPFLS I0S NAL WLD CCS GLV WLS 1.65MM,ETC	KG	22,481	62,854
	BRITISH VIRGIN ISLANDS		10,726	50,550
	GUADELOUPE		10,938	9,111
	SAINT KITTS AND NEVIS		817	3,193
7307210000	STAINLESS STEEL FLANGES	KG	15	2,553
	NETHERLAND ANTIL. EXC ARUBA		15	2,553
7307923030	SLEEVES (PIPE COUPLINGS), ALLOY STEEL EXC STAINLES	KG	15	6,518
	TRINIDAD AND TOBAGO		15	6,518
7307931000	BUTT WELDING FITTINGS OF IRON OR NONALLOY STEEL	KG	2,567	15,453
	GRENADA		1,899	3,572
	NETHERLAND ANTIL. EXC ARUBA		500	5,495
	SAINT KITTS AND NEVIS		168	6,386
7307992000	OTHER FITTINGS NESOI OF IRON OR NONALLOY STEEL	KG	15,139	12,000
	DOMINICAN REPUBLIC		15,139	12,000
7308300000	DRS, WNDWS A FRMS A THRSHLDS FR DRS, IRON OR STEEL	KG	4,830	116,809
	DOMINICAN REPUBLIC		4,830	116,809
7308400000	EQUIP SCAFFLDNG SHUTTRNG PROPPNG O PIT-PROPPNG IOS	KG	10,027	34,352
	DOMINICAN REPUBLIC		10,027	34,352
7308901000	CLMNS PLLRS PSTS BMS GRDRS A SMLR STCTRS, IRN O ST	KG	50,610	94,939
	BRITISH VIRGIN ISLANDS		2,877	5,040
	DOMINICAN REPUBLIC		47,733	89,899
7308909030	SHEET-METAL ROOFNG SIDING FLRING ETC, IRON OR STEL	KG	20,379	274,352
	BRITISH VIRGIN ISLANDS		1,271	5,358
	DOMINICAN REPUBLIC		10,874	262,820
	NETHERLAND ANTIL. EXC ARUBA		8,234	6,174
7308909090	STRUCTURES AND PARTS ETC NESOI IRON OR STEEL	KG	44,977	368,513
	ARUBA		15,000	90,000
	BRITISH VIRGIN ISLANDS		10,896	50,000
	DOMINICAN REPUBLIC		19,070	225,835
	NETHERLANDS		11	2,678
7309000030	TANKS, IOS CAP OV 300L NT INS NT MCH THRML NF GAS	NO	115	51,037
	ANGUILLA		4	7,010
	BRITISH VIRGIN ISLANDS		107	27,334
	NETHERLAND ANTIL. EXC ARUBA		2	12,580
	SAINT KITTS AND NEVIS		2	4,113
7309000090	RESVRS VTS A SIM CNTNRS IOS CAP OV 300L NF GASES	NO	14	154,000

TABLE - 5 EXPORTS FROM PUERTO RICO TO FOREIGN COUNTRIES,
BY COMMODITY AND COUNTRY OF DESTINATION
FISCAL YEAR 2003

COMM CODE	DESCRIPTION AND COUNTRY	UNIT	QUANTITY	VALUE - $
	BELGIUM		6	150,000
	DOMINICAN REPUBLIC		8	4,000
7310100010	EMPTY STL DRMS A BBLS CAP OVR 50L, UND 300 LTRS	NO	42	5,913
	CANADA		42	5,913
7310100050	TANKS CASKS CANS BOXES ETC NES IR/ST CAPAC 50-300L	X		130,517
	NETHERLANDS			105,000
	TRINIDAD AND TOBAGO			25,517
7310290000	TANKS CSKS DRMS CNS BXS ETC IOS NESOI UND 50 LTR	NO	12,927,876	1,515,746
	CANADA		602	3,268
	DOMINICAN REPUBLIC		12,861,898	1,501,793
	SAINT LUCIA		65,376	10,685
7311000000	CONTNRS FR CMPRSSD O LQFD GAS OF IRON O STEEL	NO	782	54,600
	BRITISH VIRGIN ISLANDS		200	14,400
	DOMINICAN REPUBLIC		582	40,200
7313000000	BARBED WIRE AND TWISTED WIRE FOR FENCING, IRON/STL	KG	388	15,316
	ANGUILLA		64	3,398
	GUADELOUPE		80	2,722
	MONTSERRAT		100	3,340
	NETHERLAND ANTIL. EXC ARUBA		144	5,856
7314140000	OTHER PRODUCTS OF WOVEN STAINLESS STEEL CLOTH	M2	370	58,979
	NETHERLAND ANTIL. EXC ARUBA		370	58,979
7314200000	GRILL NETTING FENCING WLD IR/ST WR 3MMCS 100CM2MSH	KG	40,406	32,800
	BRITISH VIRGIN ISLANDS		18,614	20,500
	GUADELOUPE		21,792	12,300
7314390000	OTH GRLL NTTNG A FNCNG WLDD AT INTRSCT IOS NT GLVN	KG	7,954	9,942
	DOMINICAN REPUBLIC		7,954	9,942
7314490000	OTH GRILL, NTTNG OR FNCNG NESOI OF IRON OR STEEL	KG	2,782	2,525
	ANGUILLA		2,782	2,525
7315110000	ROLLER CHAIN OF IRON OR STEEL	KG	364	15,568
	ANTIGUA AND BARBUDA		364	15,568
7315890000	OTH CHAIN NT WLDD LNK NESOI IRON OR STEEL	KG	1,624	8,600
	ANTIGUA AND BARBUDA		1,624	8,600
7317009000	NAILS A SMLR ART IOS EXCPT WTH HDS OF COPPER	KG	16,838	110,418
	ANGUILLA		2,031	2,832
	DOMINICAN REPUBLIC		11,394	37,592
	GUYANA		3,274	65,480
	PANAMA		139	4,514
7318110000	COACH SCREWS, THREADED, OF IRON OR STEEL	KG	1,026	126,950
	BARBADOS		60	3,198
	DOMINICAN REPUBLIC		966	123,752
7318120000	OTHER WOOD SCREWS OF IRON OR STEEL, THREADED	KG	2,926	58,520
	GUYANA		2,926	58,520
7318152000	BOLTS W/WO THEIR NUTS O WSHRS, OF IRON OR STEEL	KG	10,370	21,000
	DOMINICAN REPUBLIC		8,629	15,000
	VENEZUELA		1,741	6,000
7318159000	THREADED FASTENERS NESOI OF IRON OR STEEL	KG	7,096	95,776
	DOMINICAN REPUBLIC		1,282	54,153
	JAMAICA		5,814	41,623
7318160000	NUTS OF IRON OR STEEL	KG	1	2,840
	TRINIDAD AND TOBAGO		1	2,840
7318190000	THREADED ARTICLES OF IRON OR STEEL, NESOI	KG	26	3,885
	UNITED KINGDOM OF GT BRITAIN		26	3,885
7318220000	WASHERS OTHER THAN LOCK WASHERS, IRON OR STEEL	KG	5,843	35,050
	DOMINICAN REPUBLIC		5,843	35,050
7318230000	RIVETS OF IRON OR STEEL	KG	1,840	24,446
	SLOVENIA		1,840	24,446
7318290000	OTH NON-THREADED ARTICLES (FASTNRS) IRN/STL NESOI	KG	29	8,805
	DOMINICAN REPUBLIC		29	8,805
7321115000	NONPORTBL COOKNG APPLNCS AND PLTE WMRS IOS FOR GAS	NO	135	32,593
	ANGUILLA		21	7,424
	BRITISH VIRGIN ISLANDS		83	13,730
	NETHERLAND ANTIL. EXC ARUBA		31	11,439
7321130070	CKNG APPLNCS PLT WRMRS NONPTBL SLD FUEL, IRN O STL	NO	1	3,324
	BARBADOS		1	3,324
7322190000	RADIATORS FOR CNTRL HTNG AND PARTS, IOS EXC CSTIRN	X		36,615
	PANAMA			21,641
	TRINIDAD AND TOBAGO			14,974

TABLE - 5 EXPORTS FROM PUERTO RICO TO FOREIGN COUNTRIES,
BY COMMODITY AND COUNTRY OF DESTINATION
FISCAL YEAR 2003

COMM CODE	DESCRIPTION AND COUNTRY	UNIT	QUANTITY	VALUE - $
7322900000	AIR HTRS A HOT AIR DIST NT ELEC HTD WFAN, PRTS IOS	X		66,234
	BRITISH VIRGIN ISLANDS			4,750
	DOMINICAN REPUBLIC			61,484
7323920000	OTH TBL, KITCH, HSHLD ARTIC, ENAM CST IRN A PARTS	X		14,048
	DOMINICAN REPUBLIC			14,048
7323930010	STAINLESS STEEL COOKING AND KITCHENWARE	NO	379	4,540
	BARBADOS		379	4,540
7325100000	CAST ARTICLES NESOI OF NONMALLEABLE CAST IRON	KG	610	10,943
	DOMINICAN REPUBLIC		610	10,943
7326190000	OTH ARTIC IOS FRGD OR STMPD, NT FURTH WRKD, NESOI	KG	94	5,610
	ISRAEL		94	5,610
7326200000	ARTICLES OF IRON OR STEEL WIRE NESOI	X		26,080
	ARUBA			5,500
	DOMINICAN REPUBLIC			5,160
	JAMAICA			15,420
7326908505	RODS FOR ELECTRICAL GROUNDNG	KG	68,037	39,889
	DOMINICA		68,037	39,889
7326908595	OTHER ARTICLES OF IRON OR STEEL NOT WIRE NESOI	KG	167,789	660,265
	CHINA,PEOPLE'S REP.(MAINLAND)		43,570	38,768
	COSTA RICA		2,325	20,500
	DOMINICAN REPUBLIC		77,068	450,367
	JAMAICA		7,435	31,229
	TRINIDAD AND TOBAGO		37,221	112,984
	UNITED KINGDOM OF GT BRITAIN		170	6,417
	COPPER AND ARTICLES THEREOF	TOTAL		7,596,615
7403210000	UNWROUGHT COPPER-ZINC BASED ALLOYS (BRASS)	KG	39,596	45,788
	CHINA,PEOPLE'S REP.(MAINLAND)		19,613	19,025
	DOMINICAN REPUBLIC		197	9,315
	HONG KONG		19,786	17,448
7403220000	UNWROUGHT COPPER-TIN BASED ALLOYS (BRONZE)	KG	1,237	3,268
	NAMIBIA		1,237	3,268
7403290000	UNWROUGHT COPPER ALLOYS, NESOI	KG	1,623	37,165
	DOMINICAN REPUBLIC		1,623	37,165
7404000020	WASTE AND SCRAP OF REFINED COPPER	KG	4,951,787	6,447,089
	BELGIUM		19,620	26,920
	CHINA (TAIWAN)		238,226	312,037
	CHINA,PEOPLE'S REP.(MAINLAND)		2,700,677	3,380,126
	GERMANY		152,091	194,675
	INDIA		566,999	618,830
	KOREA,REP. OF (SOUTH KOREA)		1,094,992	1,650,796
	SRI LANKA		140,463	212,022
	SWITZERLAND		38,719	51,683
7404000045	BRASS WASTE AND SCRAP OVER 0.3 PERCENT LEAD	KG	45,332	64,100
	CHINA,PEOPLE'S REP.(MAINLAND)		20,516	31,887
	DOMINICAN REPUBLIC		3,794	6,260
	INDIA		21,022	25,953
7404000062	WASTE AND SCRAP, BRASS, 0.3 PERCENT OR LESS LEAD	KG	37,639	44,036
	CHINA,PEOPLE'S REP.(MAINLAND)		18,960	21,995
	KOREA,REP. OF (SOUTH KOREA)		18,679	22,041
7404000080	OTHER COPPER ALLOY WASTE AND SCRAP, NESOI	KG	727,487	164,584
	CHINA,PEOPLE'S REP.(MAINLAND)		727,487	164,584
7407290000	BARS RODS PROFILES OF OTHER COPPER ALLOYS, NESOI	KG	161	3,821
	JAPAN		161	3,821
7408190000	REF CU WIRE W MAX CRS-SCTN UNDER 6 MM	KG	54,184	231,177
	DOMINICAN REPUBLIC		54,184	231,177
7408220000	WIRE OF CUPRO-NICKEL OR NICKEL-SILVER BASE ALLOYS	KG	861	3,225
	DOMINICAN REPUBLIC		861	3,225
7410213000	COPPER CLAD LAMINATES	M2	1,626	13,000
	CHINA (TAIWAN)		1,626	13,000
7411105000	TUBES AND PIPES OF REFINED COPPER EXC SEAMLESS	KG	10,270	38,387
	DOMINICAN REPUBLIC		9,243	31,130
	EL SALVADOR		1,027	7,257
7412100000	FITTINGS, PIPE AND TUBE OF REFINED COPPER	KG	2,135	12,837
	DOMINICAN REPUBLIC		150	2,670
	EL SALVADOR		387	2,765

TABLE - 5 EXPORTS FROM PUERTO RICO TO FOREIGN COUNTRIES,
BY COMMODITY AND COUNTRY OF DESTINATION
FISCAL YEAR 2003

COMM CODE	DESCRIPTION AND COUNTRY	UNIT	QUANTITY	VALUE - $
	MONTSERRAT		1,598	7,402
7413001000	STR WIRE CU NT INS NT FTD W FTGS A NT MD INTO ARTL	KG	11,393	52,738
	DOMINICAN REPUBLIC		11,393	52,738
7413005000	CABLE, ETC NESOI OF CU NT INS NT MD INTO ARTCLS	KG	33,146	265,268
	DOMINICAN REPUBLIC		33,065	261,061
	TRINIDAD AND TOBAGO		81	4,207
7413009000	STR W ETC OF CU NT INS; W FTTGS OR MDE INTO ARTCLS	KG	16	7,672
	JAPAN		16	7,672
7414900000	OTH CU WIRE CLTH GRLL & NTTNG; EXPANDED MTL OF CU	KG	622	2,601
	DOMINICAN REPUBLIC		622	2,601
7415338550	OTHER COPPER SCREWS (NOT FOR WOOD) BOLTS AND NUTS	KG	3,568	30,323
	HONG KONG		3,568	30,323
7415390000	OTHER THREADED FASTENERS NESOI OF COPPER	KG	12,358	42,848
	DOMINICAN REPUBLIC		12,358	42,848
7417000000	COOKNG A HEATNG AP DOMST N-ELCTRC A PTS THF COPPER	KG	130	7,936
	ARUBA		130	7,936
7418200000	SANITARY WARE AND PARTS THEREOF, OF COPPER	KG	279	5,580
	ARUBA		279	5,580
7419995010	BRASS PLUMBING GOODS NESOI	KG	18,703	73,172
	ANGUILLA		1,227	5,790
	BRITISH VIRGIN ISLANDS		599	15,675
	DOMINICAN REPUBLIC		3,970	8,400
	MONTSERRAT		1,569	4,059
	NETHERLAND ANTIL. EXC ARUBA		9,981	24,948
	TRINIDAD AND TOBAGO		1,357	14,300
	NICKEL AND ARTICLES THEREOF	TOTAL	19,239	91,439
7505210000	WIRE OF NICKEL, NOT ALLOYED	KG	15,958	46,000
	PANAMA		15,958	46,000
7505220000	WIRE OF NICKEL ALLOYS	KG	2,312	19,708
	ARUBA		2,312	19,708
7506205000	FOIL, NICKEL ALLOY	KG	767	21,296
	DOMINICAN REPUBLIC		767	21,296
7507110000	PIPES AND TUBES OF NICKEL, NOT ALLOYED	KG	202	4,435
	SAINT VINCENT AND GRENADINES		202	4,435
	ALUMINUM AND ARTICLES THEREOF	TOTAL		14,974,504
7601100000	UNWROUGHT ALUMINUM, NOT ALLOYED	KG	11,340	42,386
	DOMINICAN REPUBLIC		11,340	42,386
7601209500	OTHER UNWROUGHT ALUMINUM ALLOYS, NESOI	KG	42,617	101,677
	CHINA,PEOPLE'S REP.(MAINLAND)		66	9,857
	DOMINICAN REPUBLIC		35,449	72,401
	HONG KONG		7,102	19,419
7602000030	ALUMINUM USED BEVERAGE CONTAINER SCRAP	KG	983,009	1,110,274
	CHINA (TAIWAN)		153,729	168,585
	CHINA,PEOPLE'S REP.(MAINLAND)		385,382	417,258
	KOREA,REP. OF (SOUTH KOREA)		265,112	279,822
	MEXICO		160,370	176,677
	TRINIDAD AND TOBAGO		18,416	67,932
7602000090	AL WASTE AND SCRAP OTHER THAN USED BEV CONT SCRAP	KG	4,684,437	5,455,123
	CHINA (TAIWAN)		63,062	75,495
	CHINA,PEOPLE'S REP.(MAINLAND)		1,295,104	1,389,065
	COLOMBIA		126,762	118,604
	DOMINICAN REPUBLIC		10,816	10,281
	INDIA		245,251	293,583
	JAPAN		59,620	72,545
	KOREA,REP. OF (SOUTH KOREA)		1,030,452	1,405,241
	MEXICO		17,715	22,652
	UNITED ARAB EMIRATES		1,819,881	2,032,428
	VENEZUELA		15,774	35,229
7604101000	ALUMINUM PROFILES NOT ALLOYED	KG	2,500	19,299
	DOMINICAN REPUBLIC		2,500	19,299
7604210000	ALUMINUM ALLOY HOLLOW PROFILES	KG	316	18,173
	DOMINICAN REPUBLIC		316	18,173
7604291000	ALUMINUM ALLOY PROFILES NOT HOLLOW	KG	1,381	5,520

TABLE - 5 EXPORTS FROM PUERTO RICO TO FOREIGN COUNTRIES,
BY COMMODITY AND COUNTRY OF DESTINATION
FISCAL YEAR 2003

COMM CODE	DESCRIPTION AND COUNTRY	UNIT	QUANTITY	VALUE - $
	DOMINICAN REPUBLIC		1,381	5,520
7606123030	ALUM PLT SHT STRP REC O SQR ALY NT CL OV 6.3MM THK	KG	22,598	40,000
	DOMINICAN REPUBLIC		22,598	40,000
7607116000	AL FL NT BCKD ETC OV 0.01MM BT NT OV 0.15 THCK	KG	7,890	112,605
	SPAIN		7,890	112,605
7607119000	ALUM FOIL NT BCKD NT OV 0.2MM THK NESOI	KG	2,538	8,915
	DOMINICAN REPUBLIC		2,538	8,915
7608100090	AL TBS A PPS EXC SMLSS NT ALLOYED	KG	32,135	306,267
	GRENADA		10,142	11,134
	UNITED KINGDOM OF GT BRITAIN		21,993	295,133
7608200090	TUBES AND PIPES ALUM AL EXCPT SEAMLESS	KG	4,670	15,590
	ARUBA		800	3,880
	NAMIBIA		3,870	11,710
7609000000	ALU TUB OR PIP FIT (COUPLINGS ELBOWS SLEEVES)	KG	744	7,837
	CANADA		628	3,137
	KOREA,REP. OF (SOUTH KOREA)		116	4,700
7610100000	ALU DOR WIN AND THEIR FRA AND THRES FOR DOORS	KG	72,211	297,429
	ANGUILLA		212	3,072
	ARUBA		129	10,463
	BRITISH VIRGIN ISLANDS		5,501	79,699
	DOMINICAN REPUBLIC		64,711	192,708
	NETHERLAND ANTIL. EXC ARUBA		496	6,339
	UNITED KINGDOM OF GT BRITAIN		1,162	5,148
7610900020	OT AL SHT-MET ROOF SID FLR AND RF GUT A DRA EQUP	KG	4,631	58,500
	BRITISH VIRGIN ISLANDS		4,631	58,500
7610900050	OTH ALUM STRCTRS A PRTS; AL PLTS TBS ETC FOR STRTR	KG	22,646	63,968
	DOMINICAN REPUBLIC		22,591	55,913
	ISRAEL		5	3,055
	ITALY		50	5,000
7611000030	ALUMINUM TANKS W CPCTY EXCEEDING 300 LITERS	NO	3	75,000
	NETHERLANDS		3	75,000
7611000090	ALUMINUM CONTAINERS, NESOI CAP OV 300 LITERS	NO	4	25,000
	NETHERLANDS		4	25,000
7612100000	ALUMINUM COLLAPSIBLE TUBULAR CONTAINERS NT OV 300L	NO	855,800	60,611
	TRINIDAD AND TOBAGO		855,800	60,611
7612901030	ALUM CANS OF A CAPACITY NT EXCDG 355 ML	NO	44,465,550	6,297,075
	DOMINICAN REPUBLIC		2,362,786	165,667
	ECUADOR		24,803,061	4,717,039
	TRINIDAD AND TOBAGO		17,299,703	1,414,369
7612901060	OT AL CN OF A CP EX 355ML BU LS TH 3.8 LITERS	NO	2,470,164	169,864
	TRINIDAD AND TOBAGO		2,470,164	169,864
7612909000	OTHER ALUMINUM CONTAINERS CAPACITY 3.8-300 LITERS	NO	373,440	25,517
	TRINIDAD AND TOBAGO		373,440	25,517
7614901000	STR WIRE ETC W/O ST CR NT FTD W FTGS NT MD INT ART	KG	409	3,900
	BRITISH VIRGIN ISLANDS		409	3,900
7615194000	ALUM CKNG KTCHNWR NT CAST NT SCOURRS/POL PDS,& PTS	NO	5,400	3,267
	DOMINICAN REPUBLIC		5,400	3,267
7615199000	ALUM TBLE KTCHN OTH HSHOLD ARTCLS AND PTS THEREOF	KG	9,898	32,483
	NETHERLANDS		9,898	32,483
7616101000	ALUM NAILS TACKS STAPLES NT 8305	KG	7,692	14,396
	ANGUILLA		4,183	8,382
	BRITISH VIRGIN ISLANDS		3,509	6,014
7616108000	ALUMINUM COTTRS, COTTR-PNS, WASHRS A SIMLR ARTICLS	KG	2,023	4,272
	BRITISH VIRGIN ISLANDS		2,023	4,272
7616910000	CLOTH, GRILL, NETTING AND FENCING OF ALUMINUM WIRE	KG	321	3,423
	TRINIDAD AND TOBAGO		321	3,423
7616995095	ARTICLES OF ALUMINUM NESOI	KG	124,717	596,133
	CHINA,PEOPLE'S REP.(MAINLAND)		473	55,073
	DOMINICAN REPUBLIC		49,237	307,275
	GERMANY		1,168	12,600
	TRINIDAD AND TOBAGO		73,839	221,185
	ZINC AND ARTICLES THEREOF	TOTAL	65,262	274,235
7902000000	ZINC WASTE AND SCRAP	KG	16,565	8,036
	INDIA		16,565	8,036
7906000000	ZINC TUBES, PIPES AND TUBE OR PIPE FITTINGS	KG	34,312	32,385

TABLE - 5 EXPORTS FROM PUERTO RICO TO FOREIGN COUNTRIES,
BY COMMODITY AND COUNTRY OF DESTINATION
FISCAL YEAR 2003

COMM CODE	DESCRIPTION AND COUNTRY	UNIT	QUANTITY	VALUE - $
	ANGUILLA		7,730	6,657
	ANTIGUA AND BARBUDA		4,902	4,423
	GUADELOUPE		5,114	4,991
	NETHERLAND ANTIL. EXC ARUBA		16,566	16,314
7907006000	ZINC ARTICLES, NESOI	KG	14,385	233,814
	DOMINICAN REPUBLIC		1,307	13,104
	SWITZERLAND		13,078	220,710
	TIN AND ARTICLES THEREOF	TOTAL	6,566	10,811
8006000000	TIN TUBES AND PIPES INCLDG PIPE A TUBE FITTINGS	KG	6,566	10,811
	BRITISH VIRGIN ISLANDS		6,566	10,811
	OTHER BASE METALS;CERMETS; ARTICLES THEREOF	TOTAL	7,169	2,356,468
8101100000	TUNGSTEN (WOLFRAM) POWDERS	KG	15	3,630
	MEXICO		15	3,630
8101990000	TUNGSTEN, WROUGHT, NESOI	KG	3,618	1,816,121
	BRAZIL		425	151,984
	COLOMBIA		501	270,388
	ECUADOR		18	8,774
	GEORGIA		255	176,741
	GERMANY		13	7,282
	HUNGARY		411	176,300
	INDONESIA		66	23,182
	JAPAN		795	597,616
	KOREA,REP. OF (SOUTH KOREA)		51	36,750
	MEXICO		993	335,163
	SLOVAK REPUBLIC(SLOVAKIA)		90	31,941
8103900000	TANTALUM, WROUGHT	KG	67	64,500
	JAPAN		67	64,500
8108906030	TITANIUM BARS, RODS, PROFILES AND WIRE	KG	85	2,880
	SOUTH AFRICA,REP.OF		85	2,880
8108908000	OTHER WROUGHT TITANIUM, NESOI	KG	64	2,860
	SOUTH AFRICA,REP.OF		64	2,860
8112990100	BASE METALS AND ARTICLES THEREOF, NESOI	KG	3,320	466,477
	SPAIN		2,914	377,460
	VENEZUELA		406	89,017
	TOOLS, IMPLEMENTS,CUTLERY, SPOONS AND FORKS, OF BASE METAL; PARTS THEREOF OF BASE METAL	TOTAL		3,242,433
8201900000	OTH HNDTLS FR AGRIC,FRSTRY A PRTS, BS MTL	X		33,240
	JAMAICA			18,740
	NETHERLAND ANTIL. EXC ARUBA			7,560
	TRINIDAD AND TOBAGO			6,940
8203206060	PNCRS A SMLR TLS EX PLRS O TWZRS, BS MTL	X		4,299
	DOMINICAN REPUBLIC			4,299
8203400000	PP CTTRS BLT CTTRS PERFT PNCHS SMLR A PTS, BS MTL	X		5,624
	NETHERLAND ANTIL. EXC ARUBA			5,624
8205100000	DRILLING, THREADING OR TAPPING TOOLS A PTS, BS MTL	X		8,500
	BELGIUM			8,500
8205200000	HAMMERS A SLEDGE HAMMERS A PARTS, BASE METAL	X		31,000
	BRITISH VIRGIN ISLANDS			31,000
8205510000	HOUSEHOLD TOOLS AND PARTS THEREOF, BASE METAL	X		60,950
	ARUBA			2,673
	COSTA RICA			8,480
	DOMINICAN REPUBLIC			35,000
	JAMAICA			4,406
	PANAMA			10,391
8205591000	PIPE TOOLS AND PARTS THEREOF, BASE METAL	X		36,871
	DOMINICAN REPUBLIC			5,671
	JAMAICA			14,840
	TRINIDAD AND TOBAGO			16,360

TABLE - 5 EXPORTS FROM PUERTO RICO TO FOREIGN COUNTRIES,
BY COMMODITY AND COUNTRY OF DESTINATION
FISCAL YEAR 2003

COMM CODE	DESCRIPTION AND COUNTRY	UNIT	QUANTITY	VALUE - $
8205592000	POWDER-ACTUATED HANDTOOLS AND PARTS, BASE METAL	X		4,180
	KOREA,REP. OF (SOUTH KOREA)			4,180
8205599000	HANDTOOL INCL GLASS CUTTER & PARTS BASEMETAL NESOI	X		9,500
	JAMAICA			9,500
8205700090	CLAMPS AND SIMILAR HANDTOOLS, NOT VISES, AND PARTS	X		52,438
	GERMANY			52,438
8207130000	RCK DRLNG EARTH BORNG TLS WRKNG PT CERMETS, & PTS	X		11,850
	BARBADOS			11,850
8207306030	STMPG DIES A PTS NT SUTBL F CTG MTL	X		50,000
	HONG KONG			10,000
	ITALY			40,000
8207306060	DIES MTL FORMG A THRD ROLLG A PTS	X		109,943
	CHINA (TAIWAN)			9,943
	ITALY			100,000
8207306090	TLS PR ST PU NESOI NT MTL CTG	X		20,802
	DOMINICAN REPUBLIC			20,802
8207506000	HNDTLS FOR DRILLNG, NT FOR RCK O CUT METL PTS THRF	X		21,637
	IRELAND			21,637
8207907570	INTRCHBL TLS FOR HND O MCH TLS, BASE MTL PRTS THRF	X		4,240
	GUYANA			4,240
8208200000	KNVS A CTTNG BLDS F WOOD WRKNG A PRTS	X		6,500
	NAMIBIA			6,500
8208300000	KNS A CTTNG BLDS F KTCHN APPLN O FD IND MACH A PTS	X		3,000
	ECUADOR			3,000
8208900000	OTH KNVS A CTTNG BLDS F MACH OR MECH EQP, PTS B MT	X		4,397
	TRINIDAD AND TOBAGO			4,397
8209000030	PLTS STCKS TPS ETC FOR TOOLS UNMNTD OF SNTRD CRBDS	KG	9	2,537
	TRINIDAD AND TOBAGO		9	2,537
8211930001	KNIVES HAVING OTHER THAN FIXED BLADES	NO	7,557	3,778
	NETHERLAND ANTIL. EXC ARUBA		7,557	3,778
8212100000	RAZORS	NO	192,336	217,208
	ARUBA		9,994	19,831
	BELIZE		10,491	10,490
	DOMINICAN REPUBLIC		118,764	128,880
	MEXICO		29,830	29,829
	NETHERLAND ANTIL. EXC ARUBA		21,017	9,623
	TRINIDAD AND TOBAGO		2,240	18,555
8212200000	SAFETY RAZOR BLADES AND BLADE BLANKS IN STRIPS	NO	342,001	5,472
	DOMINICAN REPUBLIC		342,001	5,472
8212900000	PARTS FOR RAZORS EXC BLADES	X		2,531,429
	ANTIGUA AND BARBUDA			19,669
	ARUBA			312,257
	BAHAMAS			105,729
	BARBADOS			196,719
	BELIZE			101,251
	BRITISH VIRGIN ISLANDS			18,707
	CAYMAN ISLANDS			48,490
	DOMINICAN REPUBLIC			155,133
	GRENADA			11,977
	GUYANA			39,441
	JAMAICA			483,919
	NETHERLAND ANTIL. EXC ARUBA			391,823
	SAINT KITTS AND NEVIS			9,196
	SAINT LUCIA			61,556
	SAINT VINCENT AND GRENADINES			12,604
	SURINAME			46,588
	TRINIDAD AND TOBAGO			516,370
8215200000	SETS ASSRTD TBLWR NOT PREC MTL, INC BS MTL PRTS	PCS	8,681	3,038
	BARBADOS		8,681	3,038
	MISCELLANEOUS ARTICLES OF BASE METAL	TOTAL		4,546,979
8301100000	PADLOCKS OF BASE METAL	DOZ	456	36,680
	BARBADOS		456	36,680
8301300000	BASE METAL LOCKS OF A KIND USED FOR FURNITURE	KG	51	2,955
	DOMINICAN REPUBLIC		51	2,955
8301403000	LUGGAGE LOCKS, BASE METAL	DOZ	899	8,000

TABLE - 5 EXPORTS FROM PUERTO RICO TO FOREIGN COUNTRIES,
BY COMMODITY AND COUNTRY OF DESTINATION
FISCAL YEAR 2003

COMM CODE	DESCRIPTION AND COUNTRY	UNIT	QUANTITY	VALUE - $
	DOMINICAN REPUBLIC		899	8,000
8301406030	DOOR LOCKS, LOCKSETS AND OTH BS MTL LOCKS FR DOORS	KG	10,185	82,907
	ANGUILLA		216	2,680
	ANTIGUA AND BARBUDA		504	2,833
	BRITISH VIRGIN ISLANDS		422	2,964
	DOMINICA		2,630	19,265
	FRANCE		2,792	20,641
	GUADELOUPE		573	6,065
	MONTSERRAT		691	7,354
	NETHERLAND ANTIL. EXC ARUBA		352	3,769
	SAINT KITTS AND NEVIS		2,005	17,336
8301406060	OTHER LOCKS OF BASE METAL, NESOI	KG	7,964	48,567
	ANTIGUA AND BARBUDA		39	6,580
	ARUBA		39	3,696
	DOMINICAN REPUBLIC		7,209	26,600
	PHILIPPINES		677	11,691
8301700000	KEYS PRESENTED SEPARATELY	KG	435	8,700
	NETHERLAND ANTIL. EXC ARUBA		435	8,700
8302104030	HINGES AND PARTS, BASE METAL, FOR DOORS	KG	22,347	31,241
	ARUBA		19,673	15,036
	BRITISH VIRGIN ISLANDS		272	2,525
	FRANCE		681	4,400
	GUADELOUPE		533	5,372
	SAINT KITTS AND NEVIS		1,188	3,908
8302104060	HINGES AND PARTS, BASE METAL, FOR FURNTR A CABINTS	KG	10,432	288,003
	DOMINICAN REPUBLIC		10,432	288,003
8302104090	OTHER HINGES AND PARTS THEREOF OF BASE METAL NESOI	KG	25,788	50,915
	DOMINICAN REPUBLIC		25,788	50,915
8302200000	CASTORS, AND PARTS THEREOF, OF BASE METAL	KG	582	11,460
	TRINIDAD AND TOBAGO		582	11,460
8302300000	OTH BS METL MOUNTNGS FTTNGS ETC FOR MOTOR VEHICLES	KG	15,224	131,085
	BARBADOS		4,398	87,960
	DOMINICAN REPUBLIC		10,826	43,125
8302418075	OTH BS METL MNTNGS FTTNGS ETC FOR BUILDINGS, NESOI	KG	39,520	141,037
	ANTIGUA AND BARBUDA		1,582	2,668
	DOMINICAN REPUBLIC		22,277	101,017
	EL SALVADOR		15,661	37,352
8302497500	OTHER BASE METAL MOUNTINGS, FITTINGS ETC, NESOI	KG	1,548	13,839
	JAPAN		1,548	13,839
8302600000	BASE METAL AUTOMATIC DOOR CLOSERS AND PARTS	KG	64	4,644
	ARUBA		64	4,644
8303000000	SAFES, CASH OR DEED BOXES ETC A PRTS, BASE METAL	KG	29,168	134,037
	DOMINICAN REPUBLIC		29,168	134,037
8306300000	PHOTO, PCTR A SIM FRAMES, MIRRORS, PRTS, BASE METL	KG	14	4,036
	BARBADOS		14	4,036
8307900000	FLEXIBLE TUBING OF BASE METAL NOT IRON OR STEEL	KG	8	7,132
	DOMINICAN REPUBLIC		8	7,132
8308100000	HOOKS, EYES AND EYELETS, OF BASE METAL	KG	187,812	3,129,631
	COSTA RICA		129	2,750
	DOMINICAN REPUBLIC		187,683	3,126,881
8308908000	CLSPS, FRMS W CLSPS ETC BDS A SPNGLS, BASE METAL	KG	31,099	241,337
	COLOMBIA		432	12,380
	DOMINICAN REPUBLIC		30,553	225,177
	HONG KONG		114	3,780
8309100000	CROWN CORKS INC SEALS AND CAPS, A PRTS, BASE METAL	KG	13,619	43,722
	DOMINICAN REPUBLIC		13,187	35,094
	PANAMA		432	8,628
8309900000	STOPPERS, CAPS, LIDS, SEALS ETC NES, PRTS, BS METL	KG	4,676	32,704
	DOMINICAN REPUBLIC		2,879	18,423
	ITALY		410	2,872
	MEXICO		1,387	11,409
8310000000	SGN PLTS NOS A SMBLS ET BM EXCPT OF HDG 9405	KG	2,175	21,138
	DOMINICAN REPUBLIC		608	13,359
	TRINIDAD AND TOBAGO		1,567	7,779
8311200000	CORED WIRE OF BASE METAL, FOR ELECTRIC ARC-WELDING	KG	775	2,812
	CANADA		775	2,812
8311306000	COATED RODS A CORED WIRE, BS METL, NES FR SOLDR ET	KG	2,033	23,903

TABLE - 5 EXPORTS FROM PUERTO RICO TO FOREIGN COUNTRIES,
BY COMMODITY AND COUNTRY OF DESTINATION
FISCAL YEAR 2003

COMM CODE	DESCRIPTION AND COUNTRY	UNIT	QUANTITY	VALUE - $
	SINGAPORE		1,109	13,208
	TRINIDAD AND TOBAGO		924	10,695
8311900000	WIRE ETC CTD/CRD W FLUX FR WLD ETC A PRTS NESOI	KG	17,303	46,494
	DOMINICAN REPUBLIC		482	11,083
	SAINT VINCENT AND GRENADINES		15,604	15,571
	TRINIDAD AND TOBAGO		1,217	19,840
	MACHINERY AND MECHANICAL APPLIANCES; ELECTRICAL EQUIPMENT;PARTS THEREOF; SOUND RECORDERS AND REPRODUCERS, TELEVISION IMAGE AND SOUND RECORDER, AND REPRODUCERS, AND PARTS AND ACCESSORIES OF SUCH ARTICLES	TOTAL		1,707,893,097
	NUCLEAR REACTORS,BOILERS,MACHINERY AND MECHANICAL APPLIANCES; PARTS THEREOF	TOTAL		1,393,753,957
8401400000	PARTS OF NUCLEAR REACTORS	T	20	198,420
	CHINA (TAIWAN)		20	198,420
8402120000	WATERTUBE BOILERS STEAM PRODUCTION <45 T PER HOUR	T	1	21,753
	GERMANY		1	21,753
8404900000	PARTS FOR AUX PLT FOR BLRS,COND FOR STM,VPR PR UNT	X		75,000
	BRAZIL			75,000
8405100000	PRODUCER GAS,WTR GAS,ACETYLENE GAS,WTR PRO GAS GEN	X		46,300
	ANGUILLA			32,500
	DOMINICAN REPUBLIC			6,800
	SINGAPORE			7,000
8406900040	PARTS FOR STEAM TURBINES	X		94,791
	SAUDI ARABIA			32,762
	TRINIDAD AND TOBAGO			62,029
8407210000	OUTBOARD ENGINES FOR MARINE PROPULSION	NO	19	113,913
	ANTIGUA AND BARBUDA		1	16,221
	BRITISH VIRGIN ISLANDS		5	13,128
	DOMINICAN REPUBLIC		4	42,120
	GUADELOUPE		1	11,918
	JAMAICA		3	3,336
	MEXICO		5	27,190
8407310000	SPRK-IGN PISTON ENG F VEH OF HDG 87,NOT EXC 50 CC	NO	21	4,317
	NETHERLAND ANTIL. EXC ARUBA		21	4,317
8407322000	SP-IG ENG F RD TR,BUS,AUTO,TRUCK, >50 BUT =<250 CC	NO	26	13,750
	ARUBA		26	13,750
8407345000	SP-IG REC PISTON ENG, OV 1000 CC, NESOI	NO	1	15,000
	GERMANY		1	15,000
8408100010	DIESEL ENGINES, NOT EXCEEDING 149.2 KW, MARINE	NO	1	3,428
	BRITISH VIRGIN ISLANDS		1	3,428
8408100030	COMP-IGNI PST ENG,MARINE,EXC223.8KW,NOT EXC 373 KW	NO	1	23,650
	BRITISH VIRGIN ISLANDS		1	23,650
8409100040	PARTS FOR SPARK-IG OR COMP-IG PST ENG FOR CIV A/C	KG	209	17,992
	COLOMBIA		209	17,992
8409100080	PARTS FOR SP-IG OR COMP-IG FOR USE IN A/C EX CIVIL	KG	42	69,999
	ISRAEL		42	69,999
8409914000	PARTS F SPARK IGN ENG F RD TR, BUS, AUTO OR TRUCKS	KG	4,502	41,814
	BRITISH VIRGIN ISLANDS		59	6,600
	DOMINICAN REPUBLIC		4,400	20,370
	SINGAPORE		43	14,844
8409916000	PARTS F SPARK IG ENG FOR MARINE PROPULSION	KG	136	10,000
	BRITISH VIRGIN ISLANDS		136	10,000
8409918000	PARTS FOR SPARK-IG PISTON ENG, NESOI	KG	6,899	76,770
	BARBADOS		2,951	59,020
	NETHERLAND ANTIL. EXC ARUBA		127	2,540
	SAINT KITTS AND NEVIS		1,875	10,000
	TRINIDAD AND TOBAGO		1,946	5,210
8409994000	PARTS F DIESEL ENG F ROAD TR, BUS, AUTO, TRUCK	KG	3,144	32,913
	DOMINICAN REPUBLIC		3,144	32,913
8409998000	PARTS FOR DIESEL ENGINES, NESOI	KG	1,368	19,204
	CANADA		1,368	19,204

TABLE - 5 EXPORTS FROM PUERTO RICO TO FOREIGN COUNTRIES,
BY COMMODITY AND COUNTRY OF DESTINATION
FISCAL YEAR 2003

COMM CODE	DESCRIPTION AND COUNTRY	UNIT	QUANTITY	VALUE - $
8410900000	PARTS, INC REGULATORS, FOR HYDRAULIC TURB & WTR WH	X		3,070
	NETHERLAND ANTIL. EXC ARUBA			3,070
8411917010	PARTS OF TURBOJET & TURBOPROPELLER A/C ENG,CIVIL	X		557,669
	INDIA			371,249
	ITALY			186,420
8411917050	PARTS OF TURBOJET & TURBOPROPELLR A/C ENG,EX CIVIL	X		96,787
	DOMINICAN REPUBLIC			16,407
	ISRAEL			80,380
8411994000	PARTS OF NONAIRCRAFT GAS TURBINES	X		6,080,605
	CHILE			909,499
	CHINA (TAIWAN)			61,897
	CHINA,PEOPLE'S REP.(MAINLAND)			8,664
	GERMANY			36,037
	JAPAN			942,826
	UNITED KINGDOM OF GT BRITAIN			4,121,682
8411997050	PARTS OF GAS TURBINE A/C ENG, EXC CIVIL A/C	X		19,230
	SPAIN			19,230
8412809000	ENGINES AND MOTORS, NESOI	X		18,098
	ANGUILLA			15,000
	ANTIGUA AND BARBUDA			3,098
8412909005	PARTS OF LINEAR ACTING HYDRAULIC POWER ENG & MTR	X		111,200
	GREECE			111,200
8412909015	PRTS OF HYDRLC ENGNS AND MTRS, EXCPT LINR NESOI	X		3,336
	ANTIGUA AND BARBUDA			3,336
8413110000	PUMPS FOR DISPENSING FUEL OR LUBRICANTS,GARAGE USE	NO	63	33,907
	BRITISH VIRGIN ISLANDS		20	16,979
	NETHERLAND ANTIL. EXC ARUBA		24	11,009
	SAINT KITTS AND NEVIS		19	5,919
8413190000	PUMPS FITTED WITH MEASURING DEVICE, NESOI	NO	128	51,142
	ANTIGUA AND BARBUDA		95	37,829
	CANADA		30	5,153
	DOMINICAN REPUBLIC		1	3,255
	MEXICO		2	4,905
8413200000	HAND PUMPS,EXC PUMPS FITTED WITH MEASURING DEVICES	NO	76	5,497
	CANADA		76	5,497
8413301000	FUEL-INJECTION PUMPS FOR COMPRESSION-IGNITION ENGS	NO	2	20,000
	ARUBA		2	20,000
8413400000	CONCRETE PUMPS	NO	12	52,742
	BRITISH VIRGIN ISLANDS		1	46,197
	DOMINICAN REPUBLIC		11	6,545
8413500070	HYDRAULIC FLUID POWER PUMPS,RADIAL PISTON	NO	1	3,420
	TRINIDAD AND TOBAGO		1	3,420
8413600090	ROTARY POSITIVE DISPLACEMENT PUMPS, NESOI	NO	3	6,795
	KOREA,REP. OF (SOUTH KOREA)		3	6,795
8413702004	SUBMERSIBLE PUMPS, CENTRIFUGAL	NO	6	12,170
	DOMINICAN REPUBLIC		6	12,170
8413911000	PARTS OF FUEL-INJECTION PUMPS FOR COMP-IGNIT PUMPS	X		5,685
	GREECE			5,685
8413919520	PARTS, NESOI, OF PUMPS FOR LIQUIDS	X		196,023
	BRAZIL			14,001
	DOMINICAN REPUBLIC			179,334
	SAUDI ARABIA			2,688
8414100000	VACUUM PUMPS	NO	79	290,742
	DOMINICAN REPUBLIC		75	27,530
	IRELAND		4	263,212
8414200000	HAND- OR FOOT-OPERATED AIR PUMPS	NO	3	3,657
	BRITISH VIRGIN ISLANDS		3	3,657
8414304000	COMPRESSORS, REFRIG AND AIR-COND, NOT EXC 1/4 HP	NO	1	7,905
	TRINIDAD AND TOBAGO		1	7,905
8414308020	COMPRESSORS, REFRIG & AIR COND,SCREW TYP,EXC 200HP	NO	1	87,784
	ITALY		1	87,784
8414308050	COMPRESSORS, REF & A/C,EXC AMMONIA,EXC 1/4N/EXC1HP	NO	201	17,670
	ARUBA		143	8,340
	DOMINICAN REPUBLIC		44	4,950
	NETHERLAND ANTIL. EXC ARUBA		14	4,380
8414308090	COMPRESSORS, REFRIGERATING & AIR-CONDITION, AMMONI	NO	314	38,275
	DOMINICAN REPUBLIC		314	38,275

TABLE - 5 EXPORTS FROM PUERTO RICO TO FOREIGN COUNTRIES,
BY COMMODITY AND COUNTRY OF DESTINATION
FISCAL YEAR 2003

COMM CODE	DESCRIPTION AND COUNTRY	UNIT	QUANTITY	VALUE - $
8414400000	AIR COMPRESSORS MOUNT ON WHEEL CHASSIS FOR TOWING	NO	3	97,300
	DOMINICAN REPUBLIC		2	7,300
	MEXICO		1	90,000
8414510010	FANS FOR PERMANENT INSTALLATION,ELEC MOTOR =< 125W	NO	30	3,494
	NETHERLAND ANTIL. EXC ARUBA		30	3,494
8414599080	FANS, NESOI	NO	32	45,869
	DOMINICAN REPUBLIC		20	33,563
	SAINT VINCENT AND GRENADINES		1	3,427
	UNITED KINGDOM OF GT BRITAIN		11	8,879
8414802005	REFRIGERANT RECOVERY UNITS	NO	44	6,250
	DOMINICAN REPUBLIC		44	6,250
8414809000	AIR OR VACUUM PUMPS, NESOI	NO	257	15,454
	DOMINICAN REPUBLIC		257	15,454
8414901040	PTS OF FANS,INC BLOWERS (OF SUBHEADING 8414.51.00)	X		236,451
	DOMINICAN REPUBLIC			236,451
8414902015	PARTS NESOI, OF REFRIG & AIR COND COMPRESSORS	X		28,777
	DOMINICAN REPUBLIC			14,000
	TRINIDAD AND TOBAGO			14,777
8414902095	PARTS NESOI OF COMPRESSORS, NESOI	X		113,027
	DOMINICAN REPUBLIC			101,130
	TRINIDAD AND TOBAGO			11,897
8414909000	PARTS OF AIR OR VACUUM PUMPS, NESOI	X		71,470
	DOMINICAN REPUBLIC			2,692
	SAUDI ARABIA			8,364
	TRINIDAD AND TOBAGO			60,414
8415103040	AIR-CONDTNRS,WIND/WALL, SELF-CONTAIN LT 2.93 KW/HR	NO	159	72,758
	HAITI		40	7,160
	VENEZUELA		119	65,598
8415103060	AIR-COND,WIND/WALL,SELF-CONTAIN (2.93-4.98 KW/HR)	NO	68	21,956
	BRITISH VIRGIN ISLANDS		28	11,496
	HAITI		40	10,460
8415103080	AIR-COND,WIND/WALL,SELF-CONTAIN GE 4.98 KW/HR	NO	187	61,285
	CHINA,PEOPLE'S REP.(MAINLAND)		127	39,345
	HAITI		60	21,940
8415200000	AUTOMOTIVE AIR CONDITIONERS	NO	127	96,726
	DOMINICAN REPUBLIC		127	96,726
8415810120	AIR-CND,INC REF & VAL FOR RV CL/HT,SLF-CN GT 17.58	NO	25	134,100
	DOMINICAN REPUBLIC		25	134,100
8415820135	CENTRL STATION AIR HANDLRS USED WITH WATER CHILLER	NO	30	416,000
	DOMINICAN REPUBLIC		30	416,000
8415820170	AIR COND MACH INCORPORATING A REFRIG UNIT, NESOI	NO	1	7,500
	DOMINICAN REPUBLIC		1	7,500
8415830050	CONDENSING UNIT NOT EXC 17.58 KW/HR (60000 BTU/HR)	NO	24	9,540
	BRITISH VIRGIN ISLANDS		24	9,540
8415830070	HEAT EXCHANGERS, NOT INC A REFRIG UNIT, NESOI	NO	37	15,448
	DOMINICAN REPUBLIC		35	7,850
	NETHERLAND ANTIL. EXC ARUBA		2	7,598
8415830090	AIR COND MACHS NOT INCORPORAT A REFRIG UNIT, NESOI	NO	1	27,810
	DOMINICAN REPUBLIC		1	27,810
8415909000	PARTS, NESOI, OF AIR CONDITIONING MACHINES	X		65,192
	PANAMA			65,192
8416300000	MECH STOKES,MECH GRATES, MECH ASH DISCHARGE&SIM AP	X		7,650
	DOMINICAN REPUBLIC			7,650
8417800000	IND OR LAB FURNACES & OVENS, INC INCIN,N/ELE,NESOI	NO	1	3,000
	DOMINICAN REPUBLIC		1	3,000
8417900000	PARTS OF IND OR LAB FURN & OVEN,INCINERAT, NONELEC	X		77,775
	DOMINICAN REPUBLIC			77,775
8418210030	REFRIG,HOUSEHOLD,COMP TYP,VOL 269 < 382 LITERS	NO	6	3,432
	BRITISH VIRGIN ISLANDS		6	3,432
8418210090	REFRIG,HOUSEHOLD, COMP TYP, VOL 382 LITERS & OVER	NO	83	39,770
	ANGUILLA		78	37,213
	BRITISH VIRGIN ISLANDS		5	2,557
8418290000	REFRIGERATORS, HOUSEHOLD TYPE, NESOI	NO	41	2,668
	DOMINICAN REPUBLIC		41	2,668
8418300000	FREEZERS, CHEST TYPE, CAPACITY NOT EXC 800 LITERS	NO	5	15,276
	BRITISH VIRGIN ISLANDS		1	3,700
	HONG KONG		4	11,576

TABLE - 5 EXPORTS FROM PUERTO RICO TO FOREIGN COUNTRIES,
BY COMMODITY AND COUNTRY OF DESTINATION
FISCAL YEAR 2003

COMM CODE	DESCRIPTION AND COUNTRY	UNIT	QUANTITY	VALUE - $
8418400000	FREEZERS,UPRIGHT,CAPACITY NOT EXCEED 900 LITERS	NO	107	31,923
	DOMINICAN REPUBLIC		107	31,923
8418500080	REFRIGERATING DISPLAY COUNTERS, CABINETS,SHOWCASES	NO	46	69,003
	DOMINICAN REPUBLIC		1	2,688
	INDIA		17	5,996
	PANAMA		16	35,900
	SAUDI ARABIA		1	3,000
	THAILAND		11	21,419
8418610005	HEAT PUMPS, COMPRESSION TYPE	NO	356	3,837,455
	AUSTRALIA		159	2,877,597
	BRAZIL		28	207,900
	CHINA (TAIWAN)		7	95,000
	HONG KONG		12	216,000
	JAPAN		150	440,958
8418610040	FINNED COIL COMPRESSION TYPE HEAT EXCHANGERS	NO	352	4,199,960
	AUSTRALIA		176	2,736,671
	BRAZIL		151	1,145,590
	SAUDI ARABIA		25	317,699
8418690055	ABSORPTION LIQUID CHILLING UNITS	NO	1	4,500
	GERMANY		1	4,500
8418690085	REFRIG OR FREEZING EQUIP, EXCEPT HOUSEHOLD, NESOI	NO	16	64,110
	CHINA (TAIWAN)		16	64,110
8418990005	REFRIGERATION CONDENSING UNITS, NOT EXCEEDING 746W	NO	18	5,094
	COLOMBIA		18	5,094
8418990060	PARTS,REFRIG,FREEZERS & OTHER REFRIG ORFREEZ EQUIP	X		364,881
	AUSTRALIA			44,000
	DOMINICAN REPUBLIC			232,649
	IRELAND			4,891
	JAPAN			79,844
	TRINIDAD AND TOBAGO			3,497
8419190080	INSTANTANEOUS OR STORAGE WATER HEATERS,NESOI,NELEC	NO	1	11,833
	GERMANY		1	11,833
8419200000	MEDICAL, SURGICAL OR LABORATORY STERILIZERS	NO	32	46,586
	AUSTRALIA		2	6,356
	BARBADOS		22	8,806
	BRITISH VIRGIN ISLANDS		4	17,606
	MEXICO		2	8,670
	SAUDI ARABIA		2	5,148
8419310000	DRYERS FOR AGRICULTURAL PRODUCTS	NO	17	45,000
	DOMINICAN REPUBLIC		17	45,000
8419390140	DRYERS FOR FOOD AND BEVERAGES	NO	7	6,798
	DOMINICAN REPUBLIC		7	6,798
8419390180	DRYERS, TREATMENT OF MATERIALS, TEMP CHANGE, NESOI	NO	7	37,122
	ARUBA		2	34,000
	DOMINICAN REPUBLIC		5	3,122
8419400080	DIST OR RECTIF PLANT,TREAT MAT, TEMP CHANGE, NESOI	NO	1	74,074
	MEXICO		1	74,074
8419500000	HEAT EXCHANGE UNITS, INDUSTRIAL TYPE	NO	8	24,287
	BARBADOS		2	11,880
	IRELAND		6	12,407
8419899540	IND MACH, PLANT EQUIP DESIGN FOR COOLING, NESOI	NO	7,622	48,000
	DOMINICAN REPUBLIC		7,622	48,000
8419899560	IND MAC,PLANT,EQUIP,TREAT FOOD,BEV,TEMP CHG,NESOI	NO	10	17,500
	ECUADOR		10	17,500
8419899570	IND MAC,PLANT, EQUIP,TREAT RUB, PLAST,TEMP CHG,NES	NO	1,337	1,002,071
	BELGIUM		1,337	1,002,071
8419899575	IND MAC,PLANT,EQUIP,TREAT OF MATERL,TEMP CHG,NESOI	NO	1	3,945
	MEXICO		1	3,945
8419899580	IND MAC,PLANT, EQUIP,TREAT RUB, PLAST,TEMP CHG,NES	NO	1	125,000
	DOMINICAN REPUBLIC		1	125,000
8419899585	IND MAC,PLANT,EQUIP,TREAT OF MATERL,TEMP CHG,NESOI	NO	210	157,000
	BELGIUM		210	157,000
8419909020	PARTS OF EQUIP FOR RESTAURANTS,ETC, TEMP CHANGE	X		2,871
	BARBADOS			2,871
8419909550	PARTS F MCH OR EQUIP F TREAT MTL BY TEMP CHG,NESOI	X		65,895
	ECUADOR			58,634
	GERMANY			4,600

TABLE - 5 EXPORTS FROM PUERTO RICO TO FOREIGN COUNTRIES,
BY COMMODITY AND COUNTRY OF DESTINATION
FISCAL YEAR 2003

COMM CODE	DESCRIPTION AND COUNTRY	UNIT	QUANTITY	VALUE - $
	SAINT VINCENT AND GRENADINES			2,661
8421120000	CLOTHES-DRYERS, CENTRIFUGAL	NO	5	31,387
	BRITISH VIRGIN ISLANDS		1	26,135
	DOMINICAN REPUBLIC		4	5,252
8421190000	CENTRIFUGES, NESOI	NO	4	300,532
	GERMANY		4	300,532
8421210000	WATER FILTERING OR PURIFYING MACHINERY & APPARATUS	NO	110	58,890
	DOMINICAN REPUBLIC		5	9,000
	ITALY		10	18,781
	NETHERLAND ANTIL. EXC ARUBA		3	6,462
	SAUDI ARABIA		1	14,409
	TRINIDAD AND TOBAGO		91	10,238
8421220000	BEVERAGE FILTERING OR PURIFYING MACH & APPARATUS	NO	139	627,285
	COLOMBIA		2	9,134
	GERMANY		137	618,151
8421230000	OIL OR FUEL FILTERS FOR INTERNAL COMBUSTION ENGINE	X		4,575
	DOMINICAN REPUBLIC			4,575
8421290005	REFRIGERANT RECOVERY AND RECYCLING UNITS	NO	11	85,196
	CHINA,PEOPLE'S REP.(MAINLAND)		11	85,196
8421290015	OIL-SEPARATION EQUIPMENT	NO	10,002	284,000
	GUYANA		1	4,000
	SPAIN		10,001	280,000
8421290065	OTHER FILTERING,PURIFYING EQUIP. FOR LIQUIDS NESOI	NO	533,789	18,797,322
	ARGENTINA		1	5,634
	AUSTRALIA		680	67,230
	BELGIUM		1	95,194
	CANADA		3	62,903
	CHINA (TAIWAN)		11,017	327,965
	CHINA,PEOPLE'S REP.(MAINLAND)		24,715	424,359
	DOMINICAN REPUBLIC		7,172	121,315
	ECUADOR		1,008	27,538
	FRANCE		5	20,070
	GERMANY		96	14,956
	HONG KONG		396	13,863
	INDONESIA		732	49,259
	IRELAND		3	9,494
	ISRAEL		96	6,679
	JAMAICA		1,014	118,349
	JAPAN		443,681	12,779,356
	KOREA,REP. OF (SOUTH KOREA)		6,577	187,402
	MALAYSIA		132	20,297
	MEXICO		16,415	643,010
	NETHERLAND ANTIL. EXC ARUBA		333	20,410
	PHILIPPINES		36	5,415
	SINGAPORE		3,793	83,934
	SOUTH AFRICA,REP.OF		1,696	101,154
	THAILAND		16	45,875
	TRINIDAD AND TOBAGO		2,337	145,505
	UNITED KINGDOM OF GT BRITAIN		11,522	3,378,684
	VENEZUELA		312	21,472
8421398015	DUST COLLECT. AND AIR PURIFICATION EQUIPMENT NESOI	X		30,000
	DOMINICAN REPUBLIC			30,000
8421398060	PNEUMATIC FLUID POWER FILTERS RATED >= 550 KPA	NO	150	10,250
	BRITISH VIRGIN ISLANDS		150	10,250
8421398090	FILTERING OR PURIFYING MACH & APPARATUS,GAS, NESOI	X		369,222
	CANADA			345,087
	IRELAND			9,818
	KOREA,REP. OF (SOUTH KOREA)			5,317
	SPAIN			9,000
8421990040	PARTS OF FILTERING AND PURIFYING APPARATUS	X		11,972,123
	BELGIUM			31,050
	BRAZIL			396,400
	BRITISH VIRGIN ISLANDS			3,169
	CHINA,PEOPLE'S REP.(MAINLAND)			3,101
	COSTA RICA			585,413
	DOMINICAN REPUBLIC			403,976
	FRANCE			5,328,220

TABLE - 5 EXPORTS FROM PUERTO RICO TO FOREIGN COUNTRIES,
BY COMMODITY AND COUNTRY OF DESTINATION
FISCAL YEAR 2003

COMM CODE	DESCRIPTION AND COUNTRY	UNIT	QUANTITY	VALUE - $
	HONG KONG			22,515
	IRELAND			1,051,200
	JAPAN			1,288,668
	NETHERLANDS			2,783,192
	UNITED KINGDOM OF GT BRITAIN			75,219
8421990080	PARTS OF MACH & APPARAT,FILT,PURIFY,LIQ,GAS,NESOI	X		52,868
	DOMINICAN REPUBLIC			34,753
	ITALY			9,330
	SWITZERLAND			8,785
8422190000	DISHWASHING MACHINES, EXCEPT HOUSEHOLD TYPE	NO	135	336,873
	BARBADOS		1	4,800
	GERMANY		134	332,073
8422301100	CAN-SEALING MACHINES	NO	2	8,045
	TRINIDAD AND TOBAGO		2	8,045
8422309120	CONTAINER LABELING MACHINES	NO	83	122,700
	DOMINICAN REPUBLIC		83	122,700
8422309140	MACH FOR FILL,WHETHER OR NOT CAPABLE OF OTHER OPER	NO	228	1,538,282
	DOMINICAN REPUBLIC		8	38,282
	GERMANY		220	1,500,000
8422309180	MACHINES FOR OPENING, FILLING AND CLOSING BAGS	NO	5	18,683
	COSTA RICA		3	12,932
	DOMINICAN REPUBLIC		2	5,751
8422400002	PACKING OR WRAPPING MACH, (INC HEAT-SHRINK), NESOI	NO	1,096	3,836,820
	DENMARK		1,096	3,836,820
8422900540	PARTS OF HOUSEHOLD TYPE DISHWASHING MACHINES	X		2,701
	BARBADOS			2,701
8422900580	PARTS OF DISHWASHING MACHINES, NESOI	X		6,354
	BARBADOS			6,354
8422909502	PTS MCH CLN,DRY,BOT,FIL,CLSE,SEAL CONTAINER,NESOI	X		43,923
	BRITISH VIRGIN ISLANDS			2,592
	DOMINICAN REPUBLIC			8,553
	GUYANA			2,778
	ITALY			26,000
	TRINIDAD AND TOBAGO			4,000
8423200000	SCALES FR CONTINUOUS WEIGHING OF GOODS ON CONVEYOR	NO	3	4,584
	DOMINICAN REPUBLIC		3	4,584
8423890000	WEIGHING MACHINERY, NESOI	NO	1	12,900
	TRINIDAD AND TOBAGO		1	12,900
8423900080	PARTS OF WEIGHING MACH EXC DIGITAL WEIGHT INDICAT	X		10,666
	ARGENTINA			5,026
	DOMINICAN REPUBLIC			5,640
8424819090	AGRICULTURAL OR HORTICULTURAL SPRAY APPL, NESOI	NO	2,989	17,440
	SAINT KITTS AND NEVIS		2,814	8,165
	SURINAME		175	9,275
8424897095	MECH APPLIANCE FOR PROJCT,DISP,SPRAY,LIQ,ETC,NESOI	NO	1	4,395
	GREECE		1	4,395
8424909500	PARTS,NESOI,OF MECH APPL F SPRAY,ETC,LIQ NESOI	X		5,899
	MEXICO			5,899
8425420000	JACKS AND HOISTS,HYDRAULIC,EXC BLT-IN JACK SYSTEMS	NO	146	26,938
	DOMINICAN REPUBLIC		144	7,906
	VENEZUELA		2	19,032
8425490000	JACKS, NESOI; HOISTS USED FOR RAISING VEHICLES	NO	961	14,400
	DOMINICAN REPUBLIC		961	14,400
8426190000	OVHD TRV,TRNPT,GNT,BRDG,MOBL LFT FRM&TRD CAR,NESOI	NO	1	233,190
	SAINT LUCIA		1	233,190
8426200000	TOWER CRANES	NO	1	12,000
	DOMINICAN REPUBLIC		1	12,000
8426990000	LIFTING MACHINERY, NESOI	NO	4	21,500
	BRITISH VIRGIN ISLANDS		1	3,500
	DOMINICAN REPUBLIC		3	18,000
8427108010	OPERATOR RIDE SLF-PROPEL WKS TRKS PWR BY ELEC MTR	NO	4	28,500
	DOMINICAN REPUBLIC		4	28,500
8427108090	SELF-PROPEL WRKS TRK TRUCK POWERED BY AN ELEC MOTO	NO	5	21,458
	DOMINICAN REPUBLIC		2	9,000
	NETHERLAND ANTIL. EXC ARUBA		3	12,458
8427204000	SELF-PROPELLED FORKLIFTS, RIDING, COUNTERBALANCED	NO	1	4,500
	DOMINICAN REPUBLIC		1	4,500

TABLE - 5 EXPORTS FROM PUERTO RICO TO FOREIGN COUNTRIES,
BY COMMODITY AND COUNTRY OF DESTINATION
FISCAL YEAR 2003

COMM CODE	DESCRIPTION AND COUNTRY	UNIT	QUANTITY	VALUE - $
8427900040	FORK-LIFT & OTHER WORKS TRUCKS W/LIFT,HANDL EQUIP	NO	5	99,000
	BRITISH VIRGIN ISLANDS		1	21,000
	DOMINICAN REPUBLIC		4	78,000
8428200010	CONVEYORS, PNEUMATIC	NO	19	91,975
	COSTA RICA		3	12,931
	DOMINICAN REPUBLIC		16	79,044
8428330000	CONT-ACT ELEV & CONVEY,FR GOODS OR MATL,BELT TYPE	NO	6	18,025
	AUSTRALIA		1	3,320
	DOMINICAN REPUBLIC		3	9,917
	NETHERLANDS		2	4,788
8428390000	CONT-ACT ELEV & CONVEY,FR GOODS OR MATERLS, NESOI	NO	17	139,488
	DOMINICAN REPUBLIC		16	132,737
	ISRAEL		1	6,751
8428900015	INDUSTRIAL ROBOT FOR LIFT, HAND,LOAD/UINLOAD,NESOI	NO	36	139,142
	BRAZIL		23	93,503
	JAPAN		3	4,814
	SINGAPORE		10	40,825
8428900095	MACH FOR LIFTING,HANDLING,LOADING,UNLOADING,NESOI	NO	2	12,995
	DOMINICAN REPUBLIC		1	6,995
	SWITZERLAND		1	6,000
8429190090	BULLDOZERS AND ANGLEDOZERS,SELF-PROPEL,USED,NESOI	NO	4	365,000
	DOMINICAN REPUBLIC		4	365,000
8429511040	SHOV LDR,REAR ENG MT,4WH DR,CAP3.8M3UNDER5.2M3,NEW	NO	1	119,000
	BRITISH VIRGIN ISLANDS		1	119,000
8429521050	EXCAVATORS W/ 360 REVOL SUPERSTRUCTURE,USED,REBLT	NO	2	12,000
	MEXICO		2	12,000
8429525090	MECH SHVL EXCAVAT,SHVL LOAD,360 REVOL STUR,USED	NO	2	4,444
	GRENADA		2	4,444
8429595080	MECH SHVL,EXCAVAT,SHV LOAD,EX360 REVOL STUR,USED	NO	1	5,000
	DOMINICAN REPUBLIC		1	5,000
8430500000	MOVE,GRADE,LEVEL,SCRAP,EXCAVAT,SELF-PRPLD, NESOI	NO	6	228,000
	MEXICO		6	228,000
8431100090	PARTS OF WINCHES, CAPSTANS AND JACKS	X		47,568
	AUSTRALIA			47,568
8431200000	PTS OF FRK LFT TRKS & WORKS TRKS WITH LIFT OR HNDL	X		413,508
	CHINA (TAIWAN)			54,975
	DOMINICAN REPUBLIC			333,217
	FRANCE			19,532
	SOUTH AFRICA,REP.OF			2,664
	TRINIDAD AND TOBAGO			3,120
8431390010	PARTS OF PNEUMATIC ELEVATORS AND CONVEYORS	X		32,202
	DOMINICAN REPUBLIC			32,202
8431438090	PTS OF BORIN,SINKIN MAC OF SUBHEAD 8430.41,8430.49	X		9,687
	PAKISTAN			9,687
8431491010	PTS OF OVHEAD TRAVL,TRANSPT,GATRY,BRDGE,JIB CRANES	X		3,599
	SAINT LUCIA			3,599
8431491060	PTS OF MOBIL LFT FRME,STRAD CARR & WRKS TRKS/CRANE	X		4,000
	BRITISH VIRGIN ISLANDS			4,000
8431499027	PARTS OF COAL OR ROCK CUTTERS & TUNNELING MACH	X		4,280
	SOUTH AFRICA,REP.OF			4,280
8431499057	PARTS, NESOI, OF MACHINERY OF HEADING 8429 OR 8430	X		762,016
	ANGUILLA			144,413
	ANTIGUA AND BARBUDA			30,669
	BARBADOS			49,338
	BRITISH VIRGIN ISLANDS			31,868
	DOMINICA			100,688
	FRANCE			39,323
	GRENADA			71,424
	GUADELOUPE			33,815
	MEXICO			7,000
	MONTSERRAT			22,604
	NETHERLAND ANTIL. EXC ARUBA			134,299
	SAINT KITTS AND NEVIS			17,478
	SAINT LUCIA			39,692
	SAINT VINCENT AND GRENADINES			29,911
	SPAIN			9,494
8432800000	AGRIL,HORT,FORSTY MACH FOR SOIL PREP OR CULTIVATE	NO	1	13,300

TABLE - 5 EXPORTS FROM PUERTO RICO TO FOREIGN COUNTRIES,
BY COMMODITY AND COUNTRY OF DESTINATION
FISCAL YEAR 2003

COMM CODE	DESCRIPTION AND COUNTRY	UNIT	QUANTITY	VALUE - $
	BARBADOS		1	13,300
8432900080	PTS OF AG,HORT,FORTY MAC FR SOIL PREP OR CULTIVATE	X		3,901
	CANADA			3,901
8433110050	MOWERS FOR LAWNS,PARKS,ETC.,EXC.RIDING,UNDER 3.7kW	NO	1	3,653
	BARBADOS		1	3,653
8433901000	PARTS OF MOWERS FOR LAWNS, PARKS OR SPORTS GROUNDS	X		97,273
	DOMINICAN REPUBLIC			97,273
8434200000	DAIRY MACHINERY	NO	1	5,116
	DOMINICAN REPUBLIC		1	5,116
8438100000	BAKERY MACH & MACH F MANUF MACARONI,SPAGHETTI,ETC	NO	5	12,143
	DOMINICAN REPUBLIC		3	4,000
	TRINIDAD AND TOBAGO		2	8,143
8438200000	MACH FOR THE MANUF OF CONFECTIONERY, COCOA OR CHOC	NO	303	760,619
	COLOMBIA		302	752,619
	DOMINICAN REPUBLIC		1	8,000
8438600000	MACH FOR PREPARATION OF FRUITS, NUTS OR VEGETABLES	NO	3	5,000
	PANAMA		3	5,000
8438800000	IND PREP,MANUF FOOD,DRINK EXC EXT,PREP ANIM,VEG OL	NO	4	54,290
	DOMINICAN REPUBLIC		3	50,000
	PERU		1	4,290
8438900000	PARTS OF MACH OF CH 84, NESOI,IND PREP FOOD,DRINK	X		2,520
	TRINIDAD AND TOBAGO			2,520
8439991000	PARTS OF MACHINERY FOR MAKING PAPER OR PAPERBOARD	X		2,989
	CANADA			2,989
8441100000	CUTTING MACHINES	NO	2	30,000
	FRANCE		2	30,000
8441200000	MACHINES FOR MAKING BAGS, SACKS OR ENVELOPES	NO	1	3,525
	COLOMBIA		1	3,525
8441400000	MACH FOR MOLD ART IN PAPER PULP,PAPER OR PAPERBOAR	NO	1	7,500
	DOMINICAN REPUBLIC		1	7,500
8441800000	MACH FR MAKE UP PAPER PULP,PAPER,PAPERBRD	NO	2	6,790
	COSTA RICA		2	6,790
8441900000	PTS OF MAC FR MAKE UP PAPER PULP,PAPER/PAPBRD,CUT	X		27,680
	DOMINICAN REPUBLIC			27,680
8442200000	MAC,APP,EQUIP FR TYPSET OR COMP,PROC W/OUT FUN DEV	NO	1	200,000
	ITALY		1	200,000
8442300000	MACH & EQUIP, NESOI, F MAKING PRINT BLOCKS, PLATES	NO	2	15,000
	DOMINICAN REPUBLIC		2	15,000
8442400000	PARTS OF MACH & EQUIP F MAKE PRINT BLOCKS, ETC	X		15,390
	MEXICO			5,700
	PANAMA			2,600
	TRINIDAD AND TOBAGO			7,090
8442508000	PRINTING TYPE, PLATES, CYLINDERS, ETC, NESOI	X		9,658
	DOMINICAN REPUBLIC			9,658
8443290000	LETTERPRESS PRINTING MACHINERY, EXCEPT REEL-FED	NO	6	35,500
	MEXICO		6	35,500
8443300000	FLEXOGRAPHIC PRINTING MACHINERY	NO	1	9,000
	VENEZUELA		1	9,000
8443599000	PRINTING MACHINERY,USE PRINT COMPN OF 8442, NESOI	X		48,488
	CHINA (TAIWAN)			19,500
	NAMIBIA			3,400
	SWITZERLAND			25,588
8443600000	MACHINES FOR USES ANCILLARY TO PRINTING	X		17,603
	LUXEMBOURG			8,733
	TOKELAU ISLANDS			8,870
8443909000	PARTS OF PRINTING MACH AND MACH FOR ANCILLARY USE	X		449,625
	ARUBA			2,895
	CHILE			8,585
	CHINA (TAIWAN)			17,426
	COLOMBIA			7,280
	COSTA RICA			52,984
	DOMINICAN REPUBLIC			20,771
	GUATEMALA			6,040
	MEXICO			242,507
	NETHERLANDS			7,678
	PERU			7,110
	UNITED KINGDOM OF GT BRITAIN			76,349

TABLE - 5 EXPORTS FROM PUERTO RICO TO FOREIGN COUNTRIES,
BY COMMODITY AND COUNTRY OF DESTINATION
FISCAL YEAR 2003

COMM CODE	DESCRIPTION AND COUNTRY	UNIT	QUANTITY	VALUE - $
8444000090	MACH FOR EXTRUD, DRAW OR CUT MAN-MADE TEXTIL MATRL	NO	5	165,624
	GERMANY		5	165,624
8447200000	FLAT KNITTING MACHINES; STITCH-BONDING MACHINES	NO	6	815,429
	GERMANY		6	815,429
8447900000	KNIT MCH,NESOI, & TUFT MCH;MCH F MAKE LACE,NET,ETC	NO	16	70,129
	COLOMBIA		14	60,129
	DOMINICAN REPUBLIC		2	10,000
8450110010	WASHING MACH, COIN OPERATE, AUTO, CAP NOT EXC 10 K	NO	24	7,339
	BRITISH VIRGIN ISLANDS		24	7,339
8450110090	WASH MACH,EXC COIN OPERATE, AUTO,CAP NOT EXC 10 KG	NO	130	28,852
	ANGUILLA		36	12,164
	BRITISH VIRGIN ISLANDS		14	4,826
	DOMINICAN REPUBLIC		80	11,862
8450190000	WASH MACH, CAPACITY NOT EXC 10 KG, HOUSEHOLD,NESOI	NO	14	5,317
	BRITISH VIRGIN ISLANDS		14	5,317
8451100000	DRY-CLEANING MACHINES	NO	5	37,738
	MEXICO		5	37,738
8451300000	IRONING MACH AND PRESSES (INCLUD FUSING PRESSES)	NO	22	52,614
	COSTA RICA		3	7,496
	DOMINICAN REPUBLIC		19	45,118
8451500000	MACH FOR REEL,UNREEL,FOLDING,CUT OR PINK TEXT FAB	NO	29	47,031
	DOMINICAN REPUBLIC		17	13,745
	EL SALVADOR		12	33,286
8451800000	MACHINERY OF HEADING 8451, NESOI	NO	2	49,350
	DOMINICAN REPUBLIC		1	29,750
	NAMIBIA		1	19,600
8451900090	PARTS OF MACHINERY OF HEADING 8451, NESOI	X		742,634
	DOMINICAN REPUBLIC			742,634
8452100000	SEWING MACHINES OF THE HOUSEHOLD TYPE	NO	87	32,303
	COSTA RICA		67	7,303
	DOMINICAN REPUBLIC		20	25,000
8452210000	SEW MACH, EXC HOUSEHOLD TYPE, AUTOMATIC UNITS	NO	1,022	2,061,711
	DOMINICAN REPUBLIC		388	1,439,993
	EL SALVADOR		634	621,718
8452290000	SEWING MACH, EXCEPT HOUSEHOLD TYPE, NESOI	NO	363	548,596
	DOMINICAN REPUBLIC		330	531,280
	ITALY		33	17,316
8452300000	SEWING MACHINE NEEDLES	THS	58	4,320
	MEXICO		58	4,320
8452900090	PARTS OF SEWING MACHINES, NESOI	X		436,584
	DOMINICAN REPUBLIC			432,578
	SAINT KITTS AND NEVIS			4,006
8453100000	MACH FOR PREPAR,TANN OR WORK HIDS,SKINS OR LEATHER	NO	1	2,750
	MEXICO		1	2,750
8453200000	MACHINERY FOR MAKING OR REPAIRING FOOTWEAR	NO	38	157,619
	DOMINICAN REPUBLIC		37	151,019
	ISRAEL		1	6,600
8453800000	MACH FOR MAKE,REPAIR ART OF HIDE,SKIN,LETHER,NESOI	NO	3	19,300
	COLOMBIA		3	19,300
8453900000	PARTS OF MACH F PREP OR MAKE ART OF HIDES,LEATHER	X		16,014
	DOMINICAN REPUBLIC			16,014
8454900090	PTS OF CONVERT,LADLE,INGOT MOLDS,USED IN METLLURGY	X		5,568
	DOMINICAN REPUBLIC			5,568
8455900000	PARTS FOR METAL ROLLING MILLS EXC ROLLS FOR ROL MI	KG	82,592	798,055
	DOMINICAN REPUBLIC		82,592	798,055
8456910000	MACH TOOLS FR DRY ETCHING PATTERNS ON SEMICOND MAT	NO	1	25,000
	ITALY		1	25,000
8456993040	MACHINE TOOLS, METAL WKNG,N/C,NESOI,ELC-BM,PLS-ARC	NO	3	95,217
	ITALY		3	95,217
8457100005	MAC CENTR, USED OR REBUILT	NO	8	510,218
	DOMINICAN REPUBLIC		8	510,218
8459590020	MILLING MACH,KNEE TYP,MTL REMOV, EX N/C,UN$3025,NE	NO	80	119,449
	DOMINICAN REPUBLIC		80	119,449
8461500010	SAWING OR CUTTING-OFF MACH, MTL REMOV, USED/REBLT	NO	1	18,000
	JAPAN		1	18,000
8462290020	BEND,FOLD,STRAIGHT OR FLAT MAC,EX N/C,UN $3025,NEW	NO	93	73,776
	DOMINICAN REPUBLIC		93	73,776

TABLE - 5 EXPORTS FROM PUERTO RICO TO FOREIGN COUNTRIES,
BY COMMODITY AND COUNTRY OF DESTINATION
FISCAL YEAR 2003

COMM CODE	DESCRIPTION AND COUNTRY	UNIT	QUANTITY	VALUE - $
8462290050	BEND,FOLD,STRAIGHT OR FLAT MAC,EX N/C, $3,025 OV,	NO	1	21,868
	DOMINICAN REPUBLIC		1	21,868
8462990060	MACH TOOL WRK BY FORM MTL, EXC HYDRL PRESS, NESOI	NO	7	19,100
	SURINAME		1	7,958
	TRINIDAD AND TOBAGO		6	11,142
8463300040	MACHINES FOR WORKING WIRE, METAL FORMING, USED	NO	1	2,675
	TRINIDAD AND TOBAGO		1	2,675
8463300080	MACH FOR WORKING WIRE, MTL FORMING, $3,025 OV, NEW	NO	2	23,505
	DOMINICAN REPUBLIC		2	23,505
8464100080	SAWING MACH FOR WORKING STONE,CERAMICS,LIKE MATRLS	NO	4	64,585
	BRITISH VIRGIN ISLANDS		1	2,970
	GERMANY		3	61,615
8464909010	GLASS-WORKING MACH, EXC GRINDING OR POLISHING	NO	3	100,000
	ITALY		3	100,000
8464909090	MACH TOOLS FOR WRKNG STONE OR LIKE MINRL MATRL,NES	NO	1	12,000
	UNITED KINGDOM OF GT BRITAIN		1	12,000
8465100005	WOODWORKING TENONERS, USED OR REBUILT	NO	2	53,750
	DOMINICAN REPUBLIC		2	53,750
8465100050	MAC WRK CORK,BONE,ETC,MACHIN OPERATION NO TOOL CHG	NO	140	42,380
	DOMINICAN REPUBLIC		140	42,380
8465920010	PLAN,MILL,MLDING MACH(BY CUT),WDWRKNG,USED/REBUILT	NO	900	203,100
	MEXICO		900	203,100
8465940005	BENDING OR ASSEMBLING MACHINES, WOODWORKING, U/R	NO	1	9,850
	TRINIDAD AND TOBAGO		1	9,850
8466100010	TOOL HOLDERS FOR FORMING-TYPE OR CUTTING TYPE DIES	X		4,776
	TRINIDAD AND TOBAGO			4,776
8466100070	TOOL HOLDERS AND SELF-OPENING DIEHEADS, NESOI	X		5,412
	DOMINICAN REPUBLIC			5,412
8466201090	WORK HOLDERS FOR CUTTING GEARS EXC JIGS & FIXTURES	X		14,616
	CHINA (TAIWAN)			8,616
	DOMINICAN REPUBLIC			6,000
8466910000	PARTS FOR MACHINES OF HEADING 8464	X		315,541
	CHINA (TAIWAN)			163,207
	DOMINICAN REPUBLIC			148,000
	MEXICO			4,334
8466920020	PARTS FOR WOODWORKING MACHINES	X		15,257
	DOMINICAN REPUBLIC			15,257
8466920080	OTHER PARTS FOR MACHINES OF HEADING 8465	X		22,444
	DOMINICAN REPUBLIC			22,444
8466933050	PART/ACCES OF METLWKNG MACH TOOLS FOR CUTTING GEAR	KG	12,120	128,170
	DOMINICAN REPUBLIC		12,120	128,170
8466939000	PARTS F MACH OF HEADING 8456 TO 8461,EXC GEAR CUT	KG	3,124	71,549
	DOMINICAN REPUBLIC		3,092	55,164
	NETHERLAND ANTIL. EXC ARUBA		29	10,657
	SOUTH AFRICA,REP.OF		3	5,728
8466940000	PARTS FOR MACHINES OF HEADING 8462 OR 8463	X		1,370,749
	CANADA			5,600
	COLOMBIA			1,076,171
	DOMINICAN REPUBLIC			279,713
	HONG KONG			9,265
8467115040	WRENCHES, ROTARY, PNEU, HAND-DIR TOOLS, NESOI	NO	2,304	46,966
	GERMANY		2,304	46,966
8467195060	PNEUMATIC TOOLS FOR CONST OR MINING, HAND-DIRECTED	NO	2	35,099
	ECUADOR		2	35,099
8467195090	PNEUMATIC TOOLS, HAND-DIRECTED, NESOI	NO	32	4,650
	DOMINICAN REPUBLIC		32	4,650
8467290030	ELEC HD GRNDRS,SNDRS,&PLSHR;NT ANGLE,ORBTL,STRG-LN	NO	388	64,976
	DOMINICAN REPUBLIC		388	64,976
8467290055	ELECTRIC HAND ROUTERS	NO	5	3,370
	TRINIDAD AND TOBAGO		5	3,370
8467290095	ELECTROMEHANICAL HAND TOOLS,NESOI	NO	120	20,102
	DOMINICAN REPUBLIC		119	11,860
	GERMANY		1	8,242
8467891000	HAND TLS, SLF-CONTAIN NONELEC MTRS, MTLWRKIN,NESOI	NO	2	10,774
	TRINIDAD AND TOBAGO		2	10,774
8467895060	HAND-DIR TOOLS FOR AGRICULT OR HORTICULT, NESOI	NO	10	14,000
	TRINIDAD AND TOBAGO		10	14,000

TABLE - 5 EXPORTS FROM PUERTO RICO TO FOREIGN COUNTRIES,
BY COMMODITY AND COUNTRY OF DESTINATION
FISCAL YEAR 2003

COMM CODE	DESCRIPTION AND COUNTRY	UNIT	QUANTITY	VALUE - $
8468905000	PARTS OF MCH F SOLDERING, WELDING, NESOI	X		29,023
	IRELAND			29,023
8470100000	ELEC CALCULATORS,OPERATE W/O EXTERNAL POWER SOURCE	NO	1	2,688
	SAINT LUCIA		1	2,688
8470290000	ELECTRONIC CALCULATING MACHINES, NESOI	NO	2	3,767
	NETHERLAND ANTIL. EXC ARUBA		2	3,767
8470500060	CASH REGISTERS,EXCEPT POINT-OF-SALE TERMINALS	NO	1	3,754
	ARUBA		1	3,754
8471100000	ANALOG OR HYBRID ADP MACHINES	NO	68	258,348
	ANTIGUA AND BARBUDA		2	12,641
	ARUBA		2	6,008
	BARBADOS		1	2,664
	DOMINICAN REPUBLIC		28	109,165
	GERMANY		1	3,977
	GRENADA		1	4,304
	GUADELOUPE		4	10,495
	GUYANA		1	2,562
	ISRAEL		3	39,000
	NETHERLAND ANTIL. EXC ARUBA		12	28,330
	PANAMA		1	15,745
	SAINT KITTS AND NEVIS		3	5,937
	TRINIDAD AND TOBAGO		9	17,520
8471300000	PORT DIGTL AUTOMATIC DATA PROCESS MACH NOT > 10 KG	NO	34	95,716
	ARUBA		2	6,793
	BARBADOS		1	7,400
	CANADA		4	11,616
	DOMINICA		2	2,899
	IRELAND		2	4,555
	MEXICO		2	7,007
	MONTSERRAT		2	14,388
	NETHERLAND ANTIL. EXC ARUBA		3	2,577
	NETHERLANDS		4	5,852
	SAINT KITTS AND NEVIS		2	6,240
	TRINIDAD AND TOBAGO		9	21,389
	TURKEY		1	5,000
8471410035	DIGITAL ADP MCH W CPU & INPUT/OUTPUT UNT,COLOR CRT	NO	10	11,600
	DOMINICAN REPUBLIC		10	11,600
8471410095	DIGITAL ADP MCH W CPU & INPUT/OUTPUT UNT, W/O CRT	NO	26	28,648
	BRAZIL		1	2,758
	DOMINICAN REPUBLIC		25	25,890
8471491035	DGTL PROC UNT FRM OF SYST W/STOR,IN&OUTPUT COL CRT	NO	145	108,598
	BARBADOS		2	2,884
	DOMINICAN REPUBLIC		133	102,896
	TRINIDAD AND TOBAGO		10	2,818
8471491095	DGTL PROC UNT W SYST STORG,INPUT,OUTPT UNT,W/O CRT	NO	135	118,919
	ANTIGUA AND BARBUDA		20	18,130
	ARUBA		53	39,885
	BARBADOS		36	36,950
	GRENADA		1	3,325
	GUYANA		13	11,013
	NETHERLAND ANTIL. EXC ARUBA		10	4,327
	TRINIDAD AND TOBAGO		1	2,720
	VENEZUELA		1	2,569
8471492600	DISP UNIT,W/CLR CRT,EXPORTED W/REST OF THE SYSTEM	NO	20	7,569
	ANTIGUA AND BARBUDA		20	7,569
8471492900	DISP UNIT,NESOI,EXPORTED WITH REST OF ADP SYSTEM	NO	108	21,172
	ARUBA		50	11,063
	BARBADOS		25	7,109
	TRINIDAD AND TOBAGO		33	3,000
8471493100	LASER TYPE PRINT UNTS,PROD >20 PAGES, ENT WITH SYS	NO	6	20,823
	ARUBA		3	7,875
	DOMINICAN REPUBLIC		1	4,800
	NETHERLAND ANTIL. EXC ARUBA		1	4,020
	SAINT LUCIA		1	4,128
8471493200	LASER TYPE PRINT UNITS,PROD <20 PAGES,ENT AS SYSTM	NO	4	64,891
	JAMAICA		3	62,280
	SAINT LUCIA		1	2,611

TABLE - 5 EXPORTS FROM PUERTO RICO TO FOREIGN COUNTRIES,
BY COMMODITY AND COUNTRY OF DESTINATION
FISCAL YEAR 2003

COMM CODE	DESCRIPTION AND COUNTRY	UNIT	QUANTITY	VALUE - $
8471493400	INK JET TYPE PRINTER UNITS, ENT WITH RST OF SYSTEM	NO	1,948	1,379,991
	AUSTRIA		3	408,000
	NETHERLANDS		825	412,275
	SINGAPORE		1,120	559,716
8471493500	THERMAL TRANSFER TYPE PRINTER UNITS, PT OF SYSTEM	NO	9	29,985
	DOMINICAN REPUBLIC		9	29,985
8471493790	OTHER PRINTER UNITS, ENTERED AS PART OF A SYSTEM	NO	27	21,093
	BARBADOS		8	3,440
	JAPAN		12	5,643
	NETHERLAND ANTIL. EXC ARUBA		6	7,560
	SAINT LUCIA		1	4,450
8471494200	OPTICAL SCANNERS & MAGNETIC INK REC DEV,PT OF SYST	NO	5	7,610
	BARBADOS		3	4,800
	TRINIDAD AND TOBAGO		2	2,810
8471497000	POWER SUPPLIES, ENTERED AS PART OF A SYSTEM	NO	879	2,520,862
	BARBADOS		2	3,000
	DOMINICAN REPUBLIC		877	2,517,862
8471499000	AUTOMATIC DATA PROCESS UNITS,NESOI, AS PT OF SYSTM	NO	5	21,180
	CANADA		4	16,180
	GERMANY		1	5,000
8471500085	DIGITAL PROCESSING UNITS, NESOI	NO	7	46,442
	CANADA		3	18,363
	GUYANA		1	3,696
	MONTSERRAT		1	5,267
	NETHERLAND ANTIL. EXC ARUBA		1	15,000
	TRINIDAD AND TOBAGO		1	4,116
8471601035	COMBINED INPUT/OUTPUT UNITS, W/COLOR CRT, NESOI	NO	6	10,928
	DOMINICAN REPUBLIC		6	10,928
8471602000	KEYBOARD UNITS, NESOI	NO	2	11,045
	BARBADOS		1	8,162
	NETHERLAND ANTIL. EXC ARUBA		1	2,883
8471605200	LASER TYPE PRINTER UNITS, PROD < 20 PAGE,W/TRAN/PR	NO	1	2,677
	BRITISH VIRGIN ISLANDS		1	2,677
8471605400	INK JET TYPE PRINTER UNTS,INCORP TRANSPRT,MECHANIS	NO	31	17,593
	BRITISH VIRGIN ISLANDS		31	17,593
8471605500	THERMAL TRANSFER TYPE PRINTER UNITS,W/TRNSPRT,P,ME	NO	9	8,184
	TRINIDAD AND TOBAGO		1	5,000
	VENEZUELA		8	3,184
8471605790	OTHER PRINTER UNITS, INCORP TRANSPRT,CONT,PRT MECH	NO	7	3,010
	BARBADOS		7	3,010
8471606100	LASER TYPE PRINTER UNITS,PRODUCING > 20 PAGES, MIN	NO	20	54,425
	KOREA,REP. OF (SOUTH KOREA)		20	54,425
8471606200	LASER TYPE PRINTER UNITS, PRODUCING < 20 PAGES,MIN	NO	5	16,117
	BRITISH VIRGIN ISLANDS		1	3,730
	COLOMBIA		4	12,387
8471606790	OTHER PRINTER UNITS, NESOI	NO	92	26,500
	BARBADOS		62	8,980
	SAINT LUCIA		1	3,255
	SOUTH AFRICA,REP.OF		29	14,265
8471701000	MAGNETIC DISK DRIVE UNITS>21 CM(8.3 IN) IN DIAMETR	NO	120	117,145
	NEW ZEALAND		70	104,608
	PORTUGAL		50	12,537
8471702000	MAGNETIC DISK DRIVE UNITS>21 CM(8.3 IN) IN DIAMETR	NO	13	1,685,018
	CHINA,PEOPLE'S REP.(MAINLAND)		1	203,128
	FRANCE		2	215,040
	ITALY		2	243,055
	JAPAN		5	599,823
	KOREA,REP. OF (SOUTH KOREA)		3	423,972
8471704065	HARD MAGNETIC DISK DR UNT,NO CABNT/POWER SUP,NESOI	NO	113	33,426
	FRANCE		64	25,907
	TRINIDAD AND TOBAGO		49	7,519
8471705065	HARD MAGNETIC DISK DRIVE UNITS, NESOI	NO	293	17,303,193
	AUSTRALIA		4	551,600
	BELGIUM		4	573,881
	BRAZIL		1	105,298
	CANADA		54	392,668
	FRANCE		167	5,267,026

TABLE - 5 EXPORTS FROM PUERTO RICO TO FOREIGN COUNTRIES,
BY COMMODITY AND COUNTRY OF DESTINATION
FISCAL YEAR 2003

COMM CODE	DESCRIPTION AND COUNTRY	UNIT	QUANTITY	VALUE - $
	HONG KONG		2	354,920
	ITALY		1	122,251
	JAPAN		35	6,246,813
	KOREA,REP. OF (SOUTH KOREA)		1	122,470
	NETHERLANDS		1	186,511
	PORTUGAL		1	166,508
	SINGAPORE		3	569,236
	SPAIN		14	1,953,220
	SWEDEN		2	246,803
	THAILAND		1	183,146
	UNITED KINGDOM OF GT BRITAIN		2	260,842
8471705095	MAGNETIC DISK DRIVE UNITS, NESOI	NO	41	144,038
	FRANCE		1	3,150
	JAPAN		40	140,888
8471706000	STORGE UNT, EXC MAGNET DSK DR UNT,NO CABINET,NESOI	NO	6,841	31,965,072
	ARGENTINA		2	9,200
	AUSTRALIA		197	1,006,585
	AUSTRIA		5	58,188
	BARBADOS		2	3,153
	BELGIUM		30	455,949
	BRAZIL		203	989,681
	BULGARIA		6	33,840
	CHILE		30	196,509
	CHINA (TAIWAN)		72	717,447
	CHINA,PEOPLE'S REP.(MAINLAND)		36	179,802
	CROATIA		27	118,883
	DENMARK		2	16,442
	ECUADOR		1	6,000
	FRANCE		143	1,331,345
	GERMANY		630	2,702,902
	GREECE		1	20,500
	HONG KONG		32	165,945
	HUNGARY		6	26,500
	INDIA		35	182,679
	IRELAND		2	2,532
	ISRAEL		24	103,516
	ITALY		28	296,344
	JAPAN		474	3,887,867
	KOREA,REP. OF (SOUTH KOREA)		406	2,254,240
	MALAYSIA		10	62,660
	MEXICO		47	383,942
	NETHERLANDS		3,692	11,153,416
	NEW ZEALAND		3	41,089
	PANAMA		2	5,700
	PHILIPPINES		2	18,204
	POLAND		15	49,741
	PORTUGAL		89	647,109
	SINGAPORE		86	522,579
	SLOVAK REPUBLIC(SLOVAKIA)		1	4,630
	SLOVENIA		18	122,044
	SOUTH AFRICA,REP.OF		14	80,816
	SPAIN		147	941,134
	SWEDEN		53	922,418
	SWITZERLAND		67	552,047
	THAILAND		18	140,022
	TURKEY		26	176,039
	UNITED KINGDOM OF GT BRITAIN		147	1,324,065
	VENEZUELA		10	51,368
8471709000	STORAGE UNT, EXCLUD MAGNETIC DISK DR UNITS, NESOI	NO	8,628	78,257,094
	ARGENTINA		4	22,945
	AUSTRALIA		221	2,218,324
	AUSTRIA		12	210,423
	BELGIUM		26	771,150
	BRAZIL		53	284,855
	BULGARIA		1	36,210
	CANADA		1,103	8,298,799
	CHILE		17	216,420

TABLE - 5 EXPORTS FROM PUERTO RICO TO FOREIGN COUNTRIES,
BY COMMODITY AND COUNTRY OF DESTINATION
FISCAL YEAR 2003

COMM CODE	DESCRIPTION AND COUNTRY	UNIT	QUANTITY	VALUE - $
	CHINA (TAIWAN)		95	928,236
	CHINA,PEOPLE'S REP.(MAINLAND)		31	397,863
	CROATIA		9	265,423
	DENMARK		18	303,392
	ECUADOR		2	24,350
	EGYPT		33	196,340
	FINLAND		2	16,259
	FRANCE		378	4,459,521
	GERMANY		194	2,087,839
	GREECE		3	12,095
	HONG KONG		68	850,344
	HUNGARY		6	36,446
	INDIA		31	219,565
	IRELAND		2	2,531
	ISRAEL		17	266,267
	ITALY		68	485,459
	JAPAN		995	17,688,765
	KOREA,REP. OF (SOUTH KOREA)		420	5,318,729
	MALAYSIA		42	385,083
	MEXICO		347	760,323
	NETHERLANDS		3,217	22,507,685
	NEW ZEALAND		14	124,278
	NORWAY		9	116,411
	PANAMA		1	5,300
	POLAND		80	438,116
	PORTUGAL		77	1,056,258
	SAUDI ARABIA		6	310,952
	SINGAPORE		109	1,689,765
	SLOVENIA		11	68,433
	SOUTH AFRICA,REP.OF		572	269,044
	SPAIN		54	1,470,044
	SWEDEN		51	587,581
	SWITZERLAND		10	392,108
	THAILAND		9	125,305
	TURKEY		19	434,451
	UNITED ARAB EMIRATES		27	182,359
	UNITED KINGDOM OF GT BRITAIN		147	1,562,928
	VATICAN CITY		2	54,674
	VENEZUELA		8	64,645
	YUGOSLAVIA(SERBIA/MONTENEGRO)		7	32,801
8471801000	CONTROL OR ADAPTOR UNITS OF ADP MACH, NESOI	NO	47,270	56,359,546
	ARGENTINA		2	16,320
	ARUBA		3	14,859
	BARBADOS		1	6,380
	CHINA (TAIWAN)		18	13,212
	COSTA RICA		23	6,000
	FRANCE		1	3,146
	GERMANY		24,429	26,523,645
	JAPAN		368	3,653,144
	KOREA,REP. OF (SOUTH KOREA)		1,605	85,230
	MEXICO		5	2,633
	NETHERLANDS		3,890	151,065
	SINGAPORE		16,324	23,944,904
	SPAIN		3	16,669
	SWEDEN		5	57,858
	TRINIDAD AND TOBAGO		9	23,638
	UNITED KINGDOM OF GT BRITAIN		584	1,840,843
8471809000	AUTOMATIC DATA PROCESSING UNITS, NESOI	NO	4	14,500
	PORTUGAL		3	10,000
	TRINIDAD AND TOBAGO		1	4,500
8471900000	ADP MAC&UNTS THEREOF;MAG/OPT RDER,TRNSCRB,PROC DAT	NO	130	148,890
	BARBADOS		50	18,750
	DOMINICAN REPUBLIC		2	16,340
	GUYANA		1	4,325
	ISRAEL		73	75,061
	JAPAN		1	21,414
	SAINT LUCIA		1	5,410

TABLE - 5 EXPORTS FROM PUERTO RICO TO FOREIGN COUNTRIES,
BY COMMODITY AND COUNTRY OF DESTINATION
FISCAL YEAR 2003

COMM CODE	DESCRIPTION AND COUNTRY	UNIT	QUANTITY	VALUE - $
	TRINIDAD AND TOBAGO		2	7,590
8472909000	OFFICE MACHINES, NESOI	NO	1	3,000
	GUYANA		1	3,000
8473100020	PARTS OF WORD PROCESSING MACHINES	X		7,968
	DOMINICAN REPUBLIC			7,968
8473100095	PARTS & ACCESSORIES OF TYPEWRITERS	X		17,842
	DOMINICAN REPUBLIC			14,000
	SINGAPORE			3,842
8473210000	PARTS OF ELECTRONIC CALCULATING MACHINES	X		13,100
	ANTIGUA AND BARBUDA			13,100
8473290000	PARTS FOR MACH,NESOI, INCORP CALCULATING DEVICE	X		14,942
	TRINIDAD AND TOBAGO			14,942
8473300000	PARTS & ACCESSORIES FOR ADP MACHINES & UNITS	X		1,114,448,199
	ANGUILLA			12,200
	ANTIGUA AND BARBUDA			35,701
	ARUBA			103,179
	AUSTRALIA			1,356,621
	AUSTRIA			16,318
	BARBADOS			147,395
	BELGIUM			141,184
	BERMUDA			3,018
	BRAZIL			2,321,617
	BRITISH VIRGIN ISLANDS			23,285
	CANADA			9,751
	CHILE			84,921
	CHINA (TAIWAN)			148,987
	CHINA,PEOPLE'S REP.(MAINLAND)			2,849,125
	COLOMBIA			3,460
	DOMINICA			3,552
	DOMINICAN REPUBLIC			205,062
	FRANCE			11,206,537
	GERMANY			350,029,726
	GREECE			8,250
	GRENADA			51,799
	GUADELOUPE			3,096
	GUYANA			9,340
	HONG KONG			86,140
	INDIA			108,255
	IRELAND			4,666,065
	ITALY			195,424
	JAPAN			7,529,475
	KOREA,REP. OF (SOUTH KOREA)			6,899,548
	MALAYSIA			85,325
	MEXICO			25,255
	MONTSERRAT			3,150
	NETHERLAND ANTIL. EXC ARUBA			130,310
	NETHERLANDS			458,174,344
	NEW ZEALAND			39,063
	NORWAY			10,154
	PHILIPPINES			5,431
	POLAND			32,658
	PORTUGAL			134,790
	SAINT KITTS AND NEVIS			226,474
	SAINT LUCIA			26,483
	SAINT VINCENT AND GRENADINES			7,837
	SAUDI ARABIA			24,000
	SINGAPORE			263,904,177
	SLOVAK REPUBLIC(SLOVAKIA)			78,534
	SLOVENIA			74,914
	SOUTH AFRICA,REP.OF			20,739
	SPAIN			78,314
	SWEDEN			13,296
	SWITZERLAND			14,850
	THAILAND			60,128
	TRINIDAD AND TOBAGO			129,328
	TURKEY			119,195
	UNITED ARAB EMIRATES			44,649

TABLE - 5 EXPORTS FROM PUERTO RICO TO FOREIGN COUNTRIES,
BY COMMODITY AND COUNTRY OF DESTINATION
FISCAL YEAR 2003

COMM CODE	DESCRIPTION AND COUNTRY	UNIT	QUANTITY	VALUE - $
	UNITED KINGDOM OF GT BRITAIN			2,722,697
	VENEZUELA			3,073
8473408000	PARTS AND ACCESSORIES OF GOODS OF SUB 8472.90.80	X		2,368,956
	ANGUILLA			2,695
	GERMANY			1,611,125
	ITALY			243,787
	NETHERLANDS			511,349
8473408500	PRTS AND ACCESSRIES OF MACHNS OF HDING 8472, NESOI	X		8,125
	SPAIN			8,125
8473500000	PTS SUITBLE FR USE W MAC OF 2/MORE HEAD 8469-8472	X		43,218
	CANADA			43,218
8474100090	SORT,SCREEN,SEPARATE OR WASH MACH F MINERL,STATNRY	NO	3	9,040
	BRITISH VIRGIN ISLANDS		3	9,040
8474310000	CONCRETE OR MORTAR MIXERS	NO	3	9,075
	BRITISH VIRGIN ISLANDS		3	9,075
8474900020	PARTS OF MACH FOR CRUSHING OR GRINDING MINERALS	X		26,934
	MALAYSIA			8,434
	PHILIPPINES			18,500
8474900090	PARTS OF MCH,NESOI, F MINERAL PROD & FOUNDRY MOLDS	X		100,090
	BELGIUM			48,370
	GUYANA			51,720
8475909000	PARTS OF MACH FOR MANUFACTURE OR HOT WORKING GLASS	X		61,028
	DOMINICAN REPUBLIC			61,028
8476210000	AUTO BEVERAGE VENDING MACH INC HEAT OR REFRIG DEV	NO	1	3,698
	BRITISH VIRGIN ISLANDS		1	3,698
8476290000	AUTO BEVERAGE VENDING MACH WITHOUT HEAT OR REFRIG	NO	7	6,347
	DOMINICAN REPUBLIC		7	6,347
8476810000	AUTO GOODS-VENDING MACH WITH HEAT OR REFRIG DEVICE	NO	1	3,550
	BRITISH VIRGIN ISLANDS		1	3,550
8476890000	AUTO GOODS- VENDING MACH WITHOUT HEAT OR REFRIG	NO	64	57,994
	DOMINICAN REPUBLIC		64	57,994
8476900000	PARTS OF AUTOMATIC VENDING MACHINES	X		9,105
	SPAIN			9,105
8477106070	INJECT-MOLDING MACH FOR PROCESSING THERMOPLASTICS	NO	37	1,389,000
	DOMINICAN REPUBLIC		37	1,389,000
8477300000	BLOW-MOLDING MACHINES	NO	26	484,681
	JAMAICA		26	484,681
8477510090	MACHINERY FOR MOLDING OR FORMING INNER TUBES	NO	52	160,232
	ARGENTINA		14	13,620
	COLOMBIA		37	15,339
	GUATEMALA		1	131,273
8477590000	MACH, NESOI, F MOLDG OR FORMG RUBBER OR PLASTICS	NO	10	15,493
	ANGUILLA		5	10,400
	MONTSERRAT		5	5,093
8477800000	MACH, NESOI, FOR WORKING RUBBER OR PLASTICS	NO	7	387,827
	CHILE		2	134,500
	DOMINICAN REPUBLIC		2	18,000
	GERMANY		3	235,327
8477900010	PARTS OF INJECTION-MOLDING MACHINES	X		333,325
	DOMINICAN REPUBLIC			318,325
	ITALY			15,000
8477900020	PARTS OF EXTRUDERS FOR RUBBER OR PLASTICS	X		4,988
	BARBADOS			4,988
8477900040	PARTS OF MACHINES FOR FORMING PNEUMATIC TIRES	X		53,750
	DOMINICAN REPUBLIC			53,750
8477900090	PARTS, NESOI, OF MACH F WORKING RUBBER OR PLASTICS	X		215,297
	BRITISH VIRGIN ISLANDS			7,785
	DOMINICAN REPUBLIC			168,826
	THAILAND			4,895
	TRINIDAD AND TOBAGO			33,791
8478100010	INDUSTRIAL CIGARETTE-MAKING MACHINES	NO	6	150,000
	BELGIUM		6	150,000
8478100090	MACH FOR PREPARING OR MAKING UP TOBACCO, NESOI	NO	7	36,000
	DOMINICAN REPUBLIC		7	36,000
8478900000	PARTS OF MACH,NESOI,FOR PREP OR MAKING UP TOBACCO	X		281,898
	DOMINICAN REPUBLIC			25,585
	MALAYSIA			256,313

TABLE - 5 EXPORTS FROM PUERTO RICO TO FOREIGN COUNTRIES,
BY COMMODITY AND COUNTRY OF DESTINATION
FISCAL YEAR 2003

COMM CODE	DESCRIPTION AND COUNTRY	UNIT	QUANTITY	VALUE - $
8479100080	MACHINERY, NESOI, FOR PUBLIC WRKS, BUILDING,ETC	NO	4	10,000
	MEXICO		4	10,000
8479400000	ROPE OR CABLE-MAKING MACHINES	NO	7	23,519
	DOMINICAN REPUBLIC		7	23,519
8479820080	CRUSH,GRIND,SCREEN,SIFT,EMULSFYG,ETC MACH,NESOI	NO	18	153,581
	CANADA		4	90,581
	DOMINICAN REPUBLIC		13	31,000
	IRELAND		1	32,000
8479891000	AIR HUMIDIFIERS OR DEHUMIDIFIERS	NO	138	34,250
	HONG KONG		138	34,250
8479893080	VACUUM CLEANERS OTHER THAN INDUSTRIAL	NO	53	3,032
	ARUBA		53	3,032
8479896500	ELECTROMECH APPL W/SELF-CONTAINED ELEC.MTRS,NESOI	X		11,423
	JAMAICA			11,423
8479898490	MACH NESOI FOR PROD & ASSEMBLY OF SEMICONDUCTORS	NO	20	429,640
	IRELAND		1	20,000
	MEXICO		19	409,640
8479899860	AUTOMOTIVE MAINTENANCE MACHINES, NESOI	NO	15	61,460
	ITALY		9	20,000
	TRINIDAD AND TOBAGO		6	41,460
8479899897	MACHINES AND MECHANICAL APPLIANCES, NESOI	NO	2	6,354
	DOMINICAN REPUBLIC		1	2,820
	GUADELOUPE		1	3,534
8479899898	MACHINES AND MECHANICAL APPLIANCES, NESOI	NO	25	2,760,566
	GERMANY		2	150,097
	POLAND		22	5,304
	SPAIN		1	2,605,165
8479909440	PARTS OF INDUSTRIAL ROBOTS, NESOI	X		492,000
	DOMINICAN REPUBLIC			492,000
8479909455	PTS OF MACH FOR PUBLIC WORKS, BUILDING, ETC, NESOI	X		2,624
	GUYANA			2,624
8479909465	PARTS OF MACH/MECHANICAL APPL FOR TREAT MTL,NESOI	X		8,878
	BARBADOS			2,750
	TRINIDAD AND TOBAGO			6,128
8479909480	OTHER PARTS OF MACH & MECHANICAL APPLIANCES	X		155,335
	ARGENTINA			2,940
	ARUBA			3,725
	BARBADOS			5,494
	DOMINICAN REPUBLIC			72,398
	GRENADA			4,500
	MEXICO			11,760
	SAINT KITTS AND NEVIS			15,357
	SAINT LUCIA			2,558
	SAINT VINCENT AND GRENADINES			5,760
	TRINIDAD AND TOBAGO			30,843
8479909495	OTHER PARTS OF MACH & MECHANICAL APPLIANCES	X		110,236
	BARBADOS			14,180
	CHINA (TAIWAN)			11,474
	GERMANY			14,000
	NETHERLAND ANTIL. EXC ARUBA			12,660
	TRINIDAD AND TOBAGO			57,922
8480200000	MOLD BASES	NO	443	130,830
	BRAZIL		7	82,830
	COLOMBIA		246	30,000
	PERU		190	18,000
8480410000	MOLDS F METAL OR METAL CARBIDES,INJECT OR COMPRSSN	NO	5	129,330
	INDIA		5	129,330
8480711000	INJECT OR COMPRSSN MOLDS F RUB OR PLASTICS, SHOE	NO	34	30,380
	DOMINICAN REPUBLIC		34	30,380
8480714000	INJECT/COMPRES MOLD,RUBBER,MANUF SEMICONDUC DEVICE	NO	1	40,000
	BELGIUM		1	40,000
8480718045	INJECTION TYPE MOLDS FOR RUBBER OR PLASTICS, NESOI	NO	113	2,172,075
	DOMINICAN REPUBLIC		107	2,022,075
	GERMANY		1	100,000
	HONG KONG		5	50,000
8480718060	COMPRESSION TYPE MOLD FOR RUBBER/PLASTICS, NESOI	NO	4	237,468
	GERMANY		4	237,468

TABLE - 5 EXPORTS FROM PUERTO RICO TO FOREIGN COUNTRIES,
BY COMMODITY AND COUNTRY OF DESTINATION
FISCAL YEAR 2003

COMM CODE	DESCRIPTION AND COUNTRY	UNIT	QUANTITY	VALUE - $
8480790000	MOLDS F RUBBER OR PLASTICS EXC INJECT OR COMPRESSN	NO	59	235,353
	AUSTRIA		1	5,500
	BRAZIL		4	16,711
	DOMINICAN REPUBLIC		50	153,634
	GERMANY		3	54,508
	ITALY		1	5,000
8481100020	PRESSURE-REDUCING CONTROL VALVES, FLUID POWER TYPE	NO	102	42,360
	GUYANA		102	42,360
8481100060	PRESSURE-REDUCING VALVES, PNEUMATIC FLUID POWER	NO	3	2,575
	DOMINICAN REPUBLIC		3	2,575
8481100090	OTHER PRESSURE-REDUCING VALVES, NESOI	NO	51	24,231
	ANTIGUA AND BARBUDA		6	5,236
	BARBADOS		2	2,955
	TRINIDAD AND TOBAGO		43	16,040
8481200050	HYDRAULIC VALVES, NESOI	NO	1	2,880
	TRINIDAD AND TOBAGO		1	2,880
8481200070	PNEUMATIC VALVES, NESOI, DIRECTIONAL CONTROL	NO	1	14,904
	IRELAND		1	14,904
8481200080	OTHER PNEUMATIC VALVES, NESOI	NO	436	17,704
	DOMINICAN REPUBLIC		435	13,338
	GUATEMALA		1	4,366
8481801060	GATE TYPE VALVES, ETC, COPPER,HD OP,850 KPA & OV	NO	1	6,400
	NETHERLAND ANTIL. EXC ARUBA		1	6,400
8481801090	BUTTERFLY TYPE VALVE,ETC, COPPER,HD OP,850KPA & OV	NO	2	3,400
	BRITISH VIRGIN ISLANDS		2	3,400
8481803040	TAPS,COCKS AND VALVES, NESOI, OF IRON, HD OP	NO	207	2,725
	DOMINICAN REPUBLIC		207	2,725
8481803055	GATE TYPE TAPS, COCKS AND VALVES, STEEL, HD OP	NO	4	3,248
	BRITISH VIRGIN ISLANDS		4	3,248
8481803090	TAPS,COCKS AND VALVES, NESOI, OF STEEL, HD OP	NO	302	5,989
	DOMINICAN REPUBLIC		302	5,989
8481809015	OTHER TAPS, COCKS, VALVES, ETC. FOR PIPES, TANKS,	NO	2	2,909
	BARBADOS		2	2,909
8481909090	PARTS OF TAPS,COCKS,VALVES, ETC, NESOI	KG	1,067	585,719
	AUSTRALIA		9	95,793
	BARBADOS		4	2,605
	BELGIUM		137	427,032
	BRITISH VIRGIN ISLANDS		814	15,036
	MALAYSIA		6	18,487
	NEW ZEALAND		1	8,620
	SAUDI ARABIA		44	10,153
	SOUTH AFRICA,REP.OF		51	4,593
	VENEZUELA		1	3,400
8482101000	BALL BEARINGS WITH INTEGRAL SHAFTS	NO	5	46,840
	TRINIDAD AND TOBAGO		5	46,840
8482105008	THRUST BALL BEARINGS	NO	128	17,432
	HONG KONG		128	17,432
8482105012	LINEAR BALL BEARINGS	NO	1	6,031
	COLOMBIA		1	6,031
8482105028	ANGULAR CONTACT BALL BEARINGS, NESOI	NO	108	12,699
	BARBADOS		100	3,315
	HONG KONG		8	9,384
8482105036	RADIAL BALL BEARINGS DMTR. UNDER 9 MM SINGLE ROW	NO	2	18,768
	DOMINICAN REPUBLIC		2	18,768
8482500000	OTHER CYLINDRICAL ROLLER BEARINGS	NO	22	33,988
	HONG KONG		20	19,444
	TRINIDAD AND TOBAGO		2	14,544
8482910020	BALLS FOR BALL BEARINGS, EXCEPT OF ALLOY STEEL	KG	1,978	26,762
	TRINIDAD AND TOBAGO		1,978	26,762
8482910090	ROLLERS, NESOI, FOR ROLLER BEARINGS	KG	46	8,913
	ISRAEL		46	8,913
8482997090	PARTS,NESOI, FOR ROLLER;COMB.BALL/ROLLER BEARINGS	KG	4	21,704
	DOMINICAN REPUBLIC		4	21,704
8483305020	BEARING HOUSINGS, BALL OR ROLLER BEARING TYPE	KG	861	17,220
	BARBADOS		861	17,220
8483305040	BEARING HOUSINGS EXCPT BALL OR ROLLER BEARING TYPE	KG	1,562	31,240
	BARBADOS		1,562	31,240

TABLE - 5 EXPORTS FROM PUERTO RICO TO FOREIGN COUNTRIES,
BY COMMODITY AND COUNTRY OF DESTINATION
FISCAL YEAR 2003

COMM CODE	DESCRIPTION AND COUNTRY	UNIT	QUANTITY	VALUE - $
8483604000	CLUTCHES AND UNIVERSAL JOINTS	X		3,608
	TRINIDAD AND TOBAGO			3,608
8484100000	GASKETS,METAL,2 OR MORE LAYERS,OR WITH OTHER MATL	X		8,300
	PANAMA			8,300
8484200000	MECHANICAL SEALS	NO	1	6,216
	TRINIDAD AND TOBAGO		1	6,216
8485900080	MACH PARTS W/O ELEC FEATURE NOT SPECIFIED IN CH 84	X		340,073
	DOMINICAN REPUBLIC			13,561
	FRANCE			2,822
	ISRAEL			13,380
	MEXICO			258,650
	TRINIDAD AND TOBAGO			51,660
	ELECTRICAL MACHINERY AND EQUIPMENT AND PARTS THEREOF;SOUND RECORDERS AND REPRODUCERS,TELEVISION IMAGE AND SOUND RECORDERS AND REPRODUCERS, AND PARTS AND ACCESSORIES OF SUCH ARTICLES	TOTAL		314,139,140
8501103000	ELECTRIC MOTORS, AC, < 18.65 W (1/40 HP) OUTPUT	NO	56	25,520
	BARBADOS		56	25,520
8501104060	ELECTRIC MOTORS <18.65 W, DC, O/T BSHLS, NESOI	NO	49	395,197
	AUSTRALIA		48	379,017
	DOMINICAN REPUBLIC		1	16,180
8501104080	ELECTRIC MOTORS UNDER 18.65 W, NESOI	NO	1	2,550
	BRITISH VIRGIN ISLANDS		1	2,550
8501106060	ELEC MOTORS 18.65-37.5W DC, O/T BRUSHLESS	NO	24	3,067
	BRAZIL		24	3,067
8501206000	UNIVERSAL AC/DC ELEC MOTORS =>746W	NO	21	88,002
	HAITI		20	84,644
	IRELAND		1	3,358
8501313000	ELECTRIC MOTORS, DC > 74.6 W BUT < 746 W	NO	386	5,012
	CHINA (TAIWAN)		386	5,012
8501316000	DC MOTORS => 746 W BUT =< 750 W	NO	38	7,472
	DOMINICAN REPUBLIC		38	7,472
8501318000	DC GENERATORS, NOT EXCEEDING 750 W	NO	35	90,490
	BARBADOS		1	18,000
	MEXICO		18	53,635
	SOUTH AFRICA,REP.OF		15	2,730
	TRINIDAD AND TOBAGO		1	16,125
8501322000	DC MOTORS > 750 W BUT =< 14.92 KW	NO	2,498	271,787
	BRAZIL		65	17,671
	BULGARIA		146	34,346
	GERMANY		69	13,664
	NETHERLANDS		1,230	55,903
	POLAND		80	27,328
	SWEDEN		650	70,690
	UNITED KINGDOM OF GT BRITAIN		258	52,185
8501324000	ELECTRIC MOTORS, DC > 14.92 BUT =< 75 KW	NO	1	16,180
	DOMINICAN REPUBLIC		1	16,180
8501403020	ELECTRIC MOTORS, AC GEAR MOTORS, >74.6<746 SGL-PHS	NO	18,403	750,237
	CHINA (TAIWAN)		125	119,313
	CHINA,PEOPLE'S REP.(MAINLAND)		18,278	630,924
8501406040	AC MOTOR, SINGLE-PHASE >735 W NESOI	NO	24	11,121
	DOMINICAN REPUBLIC		24	11,121
8501513040	ELECTRIC MOTORS, AC > 74.6 W BUT < 746 W ML-PS	NO	1	6,000
	BARBADOS		1	6,000
8501538060	AC MOTORS,MULTI-PHASE, > 373 KW	NO	1	16,985
	DOMINICAN REPUBLIC		1	16,985
8501610000	AC GENERATORS (ALTERNATORS) <=75 KVA OUTPUT	NO	7	155,091
	BRITISH VIRGIN ISLANDS		2	18,610
	DOMINICAN REPUBLIC		3	5,000
	UNITED KINGDOM OF GT BRITAIN		2	131,481
8501640020	AC GENERATORS (ALTRS) >750 KVA BUT =< 10000 KVA	NO	1	3,295
	BRITISH VIRGIN ISLANDS		1	3,295
8501640050	AC GENERATORS (ALTERNATORS) > 40000 KVA	NO	1	6,792

TABLE - 5 EXPORTS FROM PUERTO RICO TO FOREIGN COUNTRIES,
BY COMMODITY AND COUNTRY OF DESTINATION
FISCAL YEAR 2003

COMM CODE	DESCRIPTION AND COUNTRY	UNIT	QUANTITY	VALUE - $
	TRINIDAD AND TOBAGO		1	6,792
8502110000	GENERATING SETS, ELC, DIESEL, =< 75KVA OUTPUT	NO	2	13,259
	DOMINICAN REPUBLIC		2	13,259
8503005000	PARTS OF MOTORS OTHER THAN COMMUTATORS	X		38,347
	DOMINICAN REPUBLIC			16,247
	TRINIDAD AND TOBAGO			22,100
8503006040	PARTS OF GENERATORS O/T COMMUTATORS	X		25,516
	BARBADOS			7,700
	NETHERLAND ANTIL. EXC ARUBA			7,716
	SOUTH AFRICA,REP.OF			10,100
8503006060	OTHER PARTS FOR MACHINES IN 8501 AND 8502	X		65,733
	DOMINICAN REPUBLIC			36,557
	GUADELOUPE			2,914
	JORDAN			15,122
	TRINIDAD AND TOBAGO			7,642
	UNITED ARAB EMIRATES			3,498
8504210020	LIQUID DIELECTRIC TRANSFORMER =< 50 KVA	NO	28	4,228
	DOMINICAN REPUBLIC		28	4,228
8504210040	LIQUID DIELECTRIC TRANSFORMER >50KVA BUT =<100KVA	NO	103	11,254
	DOMINICAN REPUBLIC		103	11,254
8504210060	LIQUID DIELECTRIC TRANSFORMER >100KVA BUT =<500KVA	NO	6	7,931
	DOMINICAN REPUBLIC		6	7,931
8504210080	LIQUID DIELECTRIC TRANSFORMER >500KVA BUT =<650KVA	NO	4	9,055
	JAPAN		4	9,055
8504312000	TRANSFORMERS, NESOI, UNRATED	NO	206	134,844
	ANTIGUA AND BARBUDA		1	19,325
	DOMINICAN REPUBLIC		204	110,846
	NETHERLAND ANTIL. EXC ARUBA		1	4,673
8504330020	TRANSFORMERS, NESOI, > 16 KVA BUT =< 50 KVA	NO	188	26,938
	DOMINICAN REPUBLIC		1	4,000
	FRANCE		186	20,088
	UNITED KINGDOM OF GT BRITAIN		1	2,850
8504330040	TRANSFORMERS, NESOI, > 50 KVA BUT =< 500 KVA	NO	4	7,155
	COSTA RICA		4	7,155
8504406001	POWER SUPPLIES FOR PHYS INCORP INTO ADP, < = 50W	NO	2	3,000
	NETHERLAND ANTIL. EXC ARUBA		2	3,000
8504406007	POWER SUPPLIES FOR PHYS INCORP INTO ADP,50W - 150W	NO	17,242	817,623
	DOMINICAN REPUBLIC		16,249	408,270
	GERMANY		983	404,763
	INDIA		10	4,590
8504406018	POWER SUPPLIES FR PHYS INCORP INTO ADP,EXCEED 500W	NO	3,190	160,245
	CANADA		409	15,076
	DOMINICAN REPUBLIC		2,581	137,402
	SINGAPORE		200	7,767
8504407007	POWER SUPPLIES FOR ADP, NESOI, 50W - 150W	NO	1	2,867
	BRITISH VIRGIN ISLANDS		1	2,867
8504407018	POWER SUPPLIES FOR ADP, NESOI, EXCEEDING 500W	NO	25,698	1,144,388
	DOMINICAN REPUBLIC		19,962	767,637
	HONG KONG		230	4,202
	INDIA		52	9,172
	ISRAEL		540	48,210
	MALAYSIA		4,914	315,167
8504408500	STATIC CONVRTRS,NESOI,TELECOMMUNICATION APPARATUS	NO	2	6,853
	SAINT KITTS AND NEVIS		2	6,853
8504409540	RECTIFIERS & RECTIFNG APPARATUS,POWER SUPPLY >500W	NO	3,516	226,189
	CANADA		2,886	106,732
	CHINA (TAIWAN)		576	46,557
	ISRAEL		54	72,900
8504409550	RECTIFIERS & RECTIFYING APPARATUS, NESOI	X		8,673
	DOMINICAN REPUBLIC			8,673
8504409570	INVERTERS FOR AUTOMATIC DATA PROCESSING MACHINES	NO	12	10,800
	DOMINICAN REPUBLIC		12	10,800
8504409580	STATIC CONVERTERS, NESOI	X		43,700
	CANADA			2,849
	DOMINICAN REPUBLIC			9,746
	INDIA			21,565
	ISRAEL			9,540

TABLE - 5 EXPORTS FROM PUERTO RICO TO FOREIGN COUNTRIES,
BY COMMODITY AND COUNTRY OF DESTINATION
FISCAL YEAR 2003

COMM CODE	DESCRIPTION AND COUNTRY	UNIT	QUANTITY	VALUE - $
8504500000	INDUCTORS, NESOI	NO	9,475	11,130
	DOMINICA		4,800	3,456
	DOMINICAN REPUBLIC		614	3,614
	SAINT LUCIA		4,061	4,060
8504900020	PARTS FOR TRANSFORMERS	X		32,492
	DOMINICAN REPUBLIC			32,492
8504900080	PARTS,NESOI,FOR ELECTRICAL INDUCTORS	X		117,307
	BRAZIL			4,807
	DOMINICAN REPUBLIC			112,500
8505190000	PERMANENT MAGNETS MADE OF MATERIALS O/T METAL	NO	139	75,965
	DOMINICAN REPUBLIC		139	75,965
8506100000	PRIMARY CELLS AND BATTERIES, MANGANESE DIOXIDE	NO	11,284,158	6,674,584
	ANTIGUA AND BARBUDA		446,421	239,165
	ARUBA		722,498	444,121
	BAHAMAS		272,195	215,886
	BARBADOS		512,169	493,991
	BELIZE		874,448	399,617
	BOLIVIA		114,048	64,508
	BRITISH VIRGIN ISLANDS		223,528	146,157
	CAYMAN ISLANDS		1,156	11,070
	CYPRUS		578	4,664
	DOMINICA		44,959	69,441
	DOMINICAN REPUBLIC		109,088	577,056
	GRENADA		404,511	132,460
	GUYANA		8,210	30,432
	JAMAICA		1,313,972	648,714
	MONTSERRAT		13,261	7,206
	NETHERLAND ANTIL. EXC ARUBA		1,000,252	720,290
	SAINT KITTS AND NEVIS		439,999	216,367
	SAINT LUCIA		351,843	220,924
	SAINT VINCENT AND GRENADINES		220,276	114,161
	SURINAME		31,320	20,789
	TRINIDAD AND TOBAGO		4,179,346	1,890,974
	TURKS AND CAICOS ISLANDS		80	6,591
8506305000	PRIMARY BATTERIES > 300 CM3, MERCURIC OXIDE	NO	1	14,000
	ARUBA		1	14,000
8506500000	PRIMARY CELLS AND BATTERIES, LITHIUM	NO	6	12,000
	DENMARK		6	12,000
8506800000	PRIMARY CELLS AND BATTERIES, NESOI	NO	54,219	31,279
	BAHAMAS		347	3,990
	DOMINICAN REPUBLIC		53,253	22,366
	SAINT VINCENT AND GRENADINES		619	4,923
8506900000	PRIMARY BATTERY AND CELL PARTS	X		633,999
	ARGENTINA			7,795
	COLOMBIA			133,048
	COSTA RICA			113,377
	DOMINICAN REPUBLIC			6,311
	ECUADOR			16,195
	GUATEMALA			37,503
	JAMAICA			40,000
	MALAYSIA			5,417
	MEXICO			45,347
	PANAMA			6,688
	PERU			124,884
	UNITED KINGDOM OF GT BRITAIN			22,715
	VENEZUELA			74,719
8507100090	LEAD-ACID BATTERIES, NEW, OTHER THAN 12 VOLT	NO	487	29,204
	ANGUILLA		46	2,795
	BRITISH VIRGIN ISLANDS		275	15,159
	DOMINICAN REPUBLIC		1	3,000
	SAINT VINCENT AND GRENADINES		165	8,250
8507200060	LEAD ACID STORAGE BATTERIES, NEW, NESOI, 36 VOLTS	NO	1	2,700
	DOMINICAN REPUBLIC		1	2,700
8507300000	NICKEL-CADMIUM STORAGE BATTERIES	NO	2	6,400
	SPAIN		2	6,400
8507908000	PARTS FOR STORAGE BATTERIES(EXCEPT LEAD ACID TYPE)	X		6,301
	DOMINICAN REPUBLIC			6,301

TABLE - 5 EXPORTS FROM PUERTO RICO TO FOREIGN COUNTRIES,
BY COMMODITY AND COUNTRY OF DESTINATION
FISCAL YEAR 2003

COMM CODE	DESCRIPTION AND COUNTRY	UNIT	QUANTITY	VALUE - $
8509100040	ELECTRIC VACUUM CLEANERS, NESOI	NO	4	2,900
	TRINIDAD AND TOBAGO		4	2,900
8509400020	ELECTRIC DOMESTIC FOOD MIXERS	NO	1,545	19,616
	BRITISH VIRGIN ISLANDS		1	3,700
	COSTA RICA		300	4,125
	VENEZUELA		1,244	11,791
8509800091	ELECTROMECHANICAL DOMESTIC APPLIANCES, NESOI	NO	800	3,120
	PERU		800	3,120
8509904050	ELECTRIC DOMESTIC APPLIANCE PARTS, NESOI	X		8,600
	NETHERLAND ANTIL. EXC ARUBA			8,600
8510200000	ELECTRIC HAIR CLIPPERS	NO		6,000
	THAILAND			6,000
8511908000	PARTS FOR ELECTRICAL APPARATUS USED ON IC ENGINES	X		20,511,902
	BARBADOS			2,884
	CHINA (TAIWAN)			130,696
	DOMINICAN REPUBLIC			18,776,860
	ITALY			1,601,462
8513100000	PORTABLE ELECTRIC LAMPS, BATTERY OR MAGNETO	X		36,223
	BARBADOS			22,269
	CAYMAN ISLANDS			3,655
	DOMINICAN REPUBLIC			2,524
	GRENADA			7,775
8514100000	INDUSTRIAL, LABORATORY FURNACES, OVENS, RESISTANCE	NO	5	39,000
	BRAZIL		2	4,000
	DOMINICAN REPUBLIC		1	10,000
	MEXICO		2	25,000
8515210000	ELECTRIC WELDERS, RESISTANCE, FULL OR PART AUTOMAT	NO	227	305,944
	CHILE		111	148,195
	DOMINICAN REPUBLIC		2	7,500
	MEXICO		21	28,085
	SOUTH AFRICA,REP.OF		38	51,518
	VENEZUELA		55	70,646
8515290000	ELECTRIC WELDERS, RESISTANCE, NESOI	NO	11	15,000
	NETHERLAND ANTIL. EXC ARUBA		11	15,000
8515800080	ELEC WELDING MACHINES,NESOI; METAL SPRAYING EQ	NO	7	256,208
	DOMINICAN REPUBLIC		5	25,818
	GERMANY		2	230,390
8515902000	PARTS OF WELDING MACHINES AND APPARATUS	X		15,605
	DOMINICAN REPUBLIC			6,300
	IRELAND			2,823
	TRINIDAD AND TOBAGO			6,482
8515904000	PARTS OF BRAZING AND SOLDERING EQUIP	X		21,318
	AUSTRALIA			6,852
	TRINIDAD AND TOBAGO			14,466
8516210000	ELECTRIC STORAGE HEATING RADIATORS	NO	423	43,779
	ARUBA		34	2,536
	BAHAMAS		66	5,739
	DOMINICAN REPUBLIC		153	11,412
	JAMAICA		34	13,948
	NETHERLAND ANTIL. EXC ARUBA		68	5,072
	TRINIDAD AND TOBAGO		68	5,072
8516290000	ELECTRIC SPACE HEATING APPARATUS,NESOI	X		34,704
	DOMINICAN REPUBLIC			34,704
8516310000	ELECTRIC HAIR DRYERS	NO	955	17,187
	GUATEMALA		955	17,187
8516606000	COOKING PLATES, BOILING RINGS, GRILLERS,& ROASTERS	NO	929	15,415
	COSTA RICA		929	15,415
8516790000	OTHER ELECTROTHERMIC APPLIANCES, DOMESTIC	NO	6,820	19,450
	BAHAMAS		1	7,800
	COLOMBIA		6,819	11,650
8517110000	LINE TELEPHONE SETS WITH CORDLESS HANDSETS	NO	72	2,915
	DOMINICAN REPUBLIC		72	2,915
8517190000	VIDEOPHONES	NO	15	4,400
	VENEZUELA		15	4,400
8517301500	CENTRAL OFFICE TELEPHONE SWITCHING SYSTEMS	NO	1	3,000
	NETHERLAND ANTIL. EXC ARUBA		1	3,000
8517305000	TELEGRAPHIC SWITCHING APPARATUS	X		31,625

TABLE - 5 EXPORTS FROM PUERTO RICO TO FOREIGN COUNTRIES,
BY COMMODITY AND COUNTRY OF DESTINATION
FISCAL YEAR 2003

COMM CODE	DESCRIPTION AND COUNTRY	UNIT	QUANTITY	VALUE - $
	BARBADOS			25,000
	KOREA,REP. OF (SOUTH KOREA)			6,625
8517501000	MODEMS,OF A KIND USED WITH ADP EQP.IN HEADING 8471	NO	117,930	11,901,052
	CHINA,PEOPLE'S REP.(MAINLAND)		45,670	5,511,670
	KOREA,REP. OF (SOUTH KOREA)		72,226	6,360,072
	NETHERLAND ANTIL. EXC ARUBA		24	26,160
	TRINIDAD AND TOBAGO		10	3,150
8517505000	TELEPHON APP,CARR-CURRENT LINE OR DIGITAL LINE SYS	X		7,043,728
	AUSTRIA			69,740
	BELGIUM			53,739
	BRITISH VIRGIN ISLANDS			3,023
	CANADA			18,765
	CHINA (TAIWAN)			23,899
	CHINA,PEOPLE'S REP.(MAINLAND)			491,888
	COSTA RICA			1,676,378
	DENMARK			30,709
	DOMINICAN REPUBLIC			361,346
	EL SALVADOR			4,045
	FRANCE			4,605
	GERMANY			772,294
	HONG KONG			107,870
	INDIA			36,408
	ITALY			33,310
	JAPAN			58,303
	KOREA,REP. OF (SOUTH KOREA)			1,389,730
	MALAYSIA			51,367
	MEXICO			657,963
	PANAMA			57,126
	PORTUGAL			675,926
	SINGAPORE			13,540
	SOUTH AFRICA,REP.OF			200,335
	SPAIN			51,600
	THAILAND			103,068
	TRINIDAD AND TOBAGO			12,404
	VENEZUELA			84,347
8517509000	TELEGRAPHIC APPARATUS FOR DIGITAL LINE SYSTEMS	X		41,425
	AUSTRALIA			8,378
	BARBADOS			5,781
	SOUTH AFRICA,REP.OF			17,984
	TRINIDAD AND TOBAGO			9,282
8517801010	TELEPHONIC INTERCOM SYSTEMS	NO	13	2,585
	SPAIN		13	2,585
8517801020	TELEPHONIC APPARATUS, NESOI	X		7,600
	AUSTRALIA			7,600
8517802000	TELEGRAPHIC APPARATUS, NESOI	X		23,250
	SPAIN			23,250
8517902000	PARTS FOR TELEPHONIC SWITCHING APPARATUS	X		263,676
	COSTA RICA			263,676
8517905000	PARTS,NESOI,FOR TELEPHONIC APPARATUS	X		16,671,127
	AUSTRALIA			7,980
	BRITISH VIRGIN ISLANDS			6,812
	DOMINICAN REPUBLIC			16,524,652
	HONG KONG			128,444
	KOREA,REP. OF (SOUTH KOREA)			3,239
8517909000	PARTS FOR TELEGRAPHIC APPARATUS	X		79,095
	AUSTRALIA			58,617
	BRAZIL			6,480
	DOMINICAN REPUBLIC			13,998
8518210000	SINGLE LOUDSPEAKERS, MOUNTED IN THEIR ENCLOSURES	NO	6,928	157,425
	CHILE		2,256	127,929
	MEXICO		4,372	17,488
	VENEZUELA		300	12,008
8518290000	LOUDSPEAKERS, NESOI	NO	37,767	5,519,364
	ARUBA		34	4,900
	BARBADOS		30	7,350
	DOMINICAN REPUBLIC		73	13,890
	IRELAND		37,496	5,467,519

TABLE - 5 EXPORTS FROM PUERTO RICO TO FOREIGN COUNTRIES,
BY COMMODITY AND COUNTRY OF DESTINATION
FISCAL YEAR 2003

COMM CODE	DESCRIPTION AND COUNTRY	UNIT	QUANTITY	VALUE - $
	TRINIDAD AND TOBAGO		134	25,705
8518301000	TELEPHONE HANDSETS	NO	1,645	32,900
	GUYANA		1,645	32,900
8518302000	OTHER HEADPHONES,EARPHONES, MICROPHONE/SPEAKER	NO	10,643	397,818
	BARBADOS		41	6,486
	BERMUDA		12	6,700
	DOMINICAN REPUBLIC		4,245	359,252
	MEXICO		6,345	25,380
8518402000	AUDIO FREQUENCY ELECTRIC AMPLIFIERS, NESOI	NO	3,156	114,435
	ARUBA		25	2,938
	DOMINICAN REPUBLIC		1	75,000
	JAMAICA		2,321	13,810
	NETHERLAND ANTIL. EXC ARUBA		779	11,812
	TRINIDAD AND TOBAGO		30	10,875
8518500000	ELECTRIC SOUND AMPLIFIER SETS	NO	761	64,350
	DOMINICAN REPUBLIC		761	64,350
8518903000	PARTS OF MICROPHONES,LOUDSPEAKERS,AMPLIFIERS	X		44,379
	BARBADOS			4,500
	DOMINICAN REPUBLIC			35,679
	NETHERLAND ANTIL. EXC ARUBA			4,200
8519290000	RECORD PLAYERS,NESOI	NO	97	29,106
	ARUBA		24	6,894
	NETHERLAND ANTIL. EXC ARUBA		73	22,212
8519920000	POCKET-SIZE CASSETTE PLAYERS	NO	1,045	50,648
	DOMINICAN REPUBLIC		955	43,548
	TRINIDAD AND TOBAGO		90	7,100
8519938000	TAPE PLAYERS, CASSETTE TYPE, NESOI	NO	46	3,255
	BARBADOS		46	3,255
8519990070	SOUND REPRODUCING APPARATUS,NESOI	NO	8,790	748,333
	ARUBA		422	51,784
	BARBADOS		2,323	171,464
	DOMINICAN REPUBLIC		1,968	133,132
	JAMAICA		164	30,721
	NAMIBIA		151	36,100
	NETHERLAND ANTIL. EXC ARUBA		701	82,801
	TRINIDAD AND TOBAGO		3,061	242,331
8520330000	TAPE RECORDER/REPRODUCERS, CASSETTE TYPE	NO	2	6,740
	BARBADOS		2	6,740
8521100000	VIDEO RECORDING OR REPRODUCING APP, MAGNETIC TAPE	NO	55	97,791
	BARBADOS		8	24,327
	BRITISH VIRGIN ISLANDS		18	23,791
	DOMINICAN REPUBLIC		4	13,486
	GUATEMALA		2	3,633
	JAMAICA		3	9,600
	NETHERLAND ANTIL. EXC ARUBA		16	11,568
	TRINIDAD AND TOBAGO		4	11,386
8521900000	VIDEO RECORDING OR REPRODUCING APP,EXC MAGNET TAPE	NO	308	393,414
	ARUBA		10	4,000
	DOMINICAN REPUBLIC		210	367,064
	NETHERLAND ANTIL. EXC ARUBA		10	6,750
	TRINIDAD AND TOBAGO		78	15,600
8522900010	MAGNETIC RECORDING AND REPRODUCING HEADS	X		6,538
	ARUBA			2,512
	GUADELOUPE			4,026
8523120010	UNRECORDED MAGNETIC TAPE > 4 BUT =< 6.5MM, CARTRID	NO	20	2,733
	BARBADOS		20	2,733
8523900000	UNRECORDED MAGNETIC MEDIA, NESOI	X		4,500
	NETHERLAND ANTIL. EXC ARUBA			4,500
8524100020	PHONOGRAPH RECORDS, 33-1/3 RPM STEREO, QUADRAPHONI	NO	1	3,750
	BARBADOS		1	3,750
8524310070	LASER DISCS,NOT FOR REPRODUCING SOUND/IMAGE, NESOI	NO	81	125,582
	ANGUILLA		64	4,608
	ANTIGUA AND BARBUDA		1	4,885
	BARBADOS		2	8,368
	BERMUDA		1	4,575
	BRITISH VIRGIN ISLANDS		1	3,247
	NETHERLAND ANTIL. EXC ARUBA		4	14,599

TABLE - 5 EXPORTS FROM PUERTO RICO TO FOREIGN COUNTRIES,
BY COMMODITY AND COUNTRY OF DESTINATION
FISCAL YEAR 2003

COMM CODE	DESCRIPTION AND COUNTRY	UNIT	QUANTITY	VALUE - $
	TRINIDAD AND TOBAGO		8	85,300
8524320000	LASER DISC FOR REPRODUCING SOUND ONLY	NO	53	25,058
	MEXICO		53	25,058
8524398000	DISCS FOR LASER READING SYSTEMS, NESOI	NO	53,342	337,298
	ANTIGUA AND BARBUDA		1	3,200
	ARUBA		1	2,925
	BARBADOS		41	2,976
	CHINA,PEOPLE'S REP.(MAINLAND)		29,000	121,278
	FRANCE		152	45,692
	GERMANY		16,603	66,473
	SINGAPORE		5,540	49,850
	SOUTH AFRICA,REP.OF		1,000	12,000
	THAILAND		1,000	16,100
	TRINIDAD AND TOBAGO		4	16,804
8524400000	MAGNET TAPES FR REPRODUCING OTHER THAN SOUND/IMAGE	NO	3,194	180,018
	CHINA,PEOPLE'S REP.(MAINLAND)		3,194	180,018
8524521040	VIDEO TAPE RECORDNG >4MM AND =<6.5MM, IN CASSETTES	NO	2,804	63,420
	BARBADOS		2,500	3,510
	NETHERLAND ANTIL. EXC ARUBA		304	59,910
8524521080	VIDEO TAPE RECORDINGS >4MM =<6.5MM,EXCEPT CASSETTE	NO	5	39,295
	BARBADOS		4	31,500
	CAYMAN ISLANDS		1	7,795
8524910070	REC MEDIA,NESOI,NT FOR REPROD SND OR IMG,NT RETAIL	NO	83	21,174
	DOMINICAN REPUBLIC		81	5,940
	NETHERLAND ANTIL. EXC ARUBA		1	3,984
	TRINIDAD AND TOBAGO		1	11,250
8524990000	RECORDED MEDIA, NESOI	NO	116	115,632
	ANTIGUA AND BARBUDA		1	4,000
	ARUBA		1	3,538
	BARBADOS		1	5,847
	BRITISH VIRGIN ISLANDS		10	13,000
	GUYANA		2	7,030
	NETHERLAND ANTIL. EXC ARUBA		96	9,422
	SAINT VINCENT AND GRENADINES		1	3,995
	TRINIDAD AND TOBAGO		4	68,800
8525102010	APPARATUS FOR RECEP OF TV SIGNALS BY TV SATELLITE	NO	450	34,200
	MEXICO		450	34,200
8525102050	OTHER TRANSMISSION APPARATUS FOR TELEVISION	X		14,887
	NETHERLAND ANTIL. EXC ARUBA			5,970
	SAINT KITTS AND NEVIS			8,917
8525108040	COMMUNICATIONS TRANSMISSION APPARATUS,NESOI	X		49,614
	ARUBA			5,387
	JAMAICA			8,602
	PHILIPPINES			35,625
8525201000	RADIO TRANSCEIVERS, CITIZENS BAND (CB) TYPE	NO	3,000	210,000
	MEXICO		3,000	210,000
8525203030	RADIO TRANSCEIVERS, HAND-HELD, NESOI	NO	18	9,613
	NETHERLAND ANTIL. EXC ARUBA		10	6,450
	TRINIDAD AND TOBAGO		8	3,163
8525203055	RADIO TRANSCEIVERS, NESOI,> 400 MHZ	NO	4	14,175
	NETHERLAND ANTIL. EXC ARUBA		4	14,175
8525209020	RADIO TELEPHONES FOR INSTALLATION IN MOTOR VEHICLE	NO	1,244	135,651
	BARBADOS		48	12,000
	DOMINICAN REPUBLIC		1,196	123,651
8525209040	RADIO PHONES, NT MOTOR VHCL, PBLIC CELLULAR SRVCE	NO	437	192,167
	DOMINICAN REPUBLIC		121	26,702
	KOREA,REP. OF (SOUTH KOREA)		10	20,090
	NETHERLAND ANTIL. EXC ARUBA		305	140,378
	TRINIDAD AND TOBAGO		1	4,997
8525209080	TRANSMISSION APPTS INCORPORATING RECEIVERS,NESOI	X		606,937
	DOMINICAN REPUBLIC			6,909
	KOREA,REP. OF (SOUTH KOREA)			600,028
8525300020	TELEVISION CAMERAS, COLOR	NO	1	7,125
	ARUBA		1	7,125
8525404000	DIGITAL STILL IMAGE VIDEO CAMERAS	NO	5,733	3,059,154
	ANTIGUA AND BARBUDA		14	10,740
	ARUBA		199	86,170

TABLE - 5 EXPORTS FROM PUERTO RICO TO FOREIGN COUNTRIES,
BY COMMODITY AND COUNTRY OF DESTINATION
FISCAL YEAR 2003

COMM CODE	DESCRIPTION AND COUNTRY	UNIT	QUANTITY	VALUE - $
	BARBADOS		109	51,293
	DOMINICAN REPUBLIC		10	5,675
	JAMAICA		6	3,116
	MEXICO		2	8,486
	NAMIBIA		10	4,050
	NETHERLAND ANTIL. EXC ARUBA		5,064	2,750,589
	NETHERLANDS		313	135,855
	SAINT KITTS AND NEVIS		6	3,180
8525408020	8MM CAMCORDERS	NO	236	129,591
	ARUBA		1	3,150
	NETHERLAND ANTIL. EXC ARUBA		235	126,441
8525408050	CAMCORDERS EXCEPT 8MM	NO	188	88,536
	ARUBA		137	61,251
	NETHERLAND ANTIL. EXC ARUBA		51	27,285
8525408085	STILL VIDEO CAMERAS & OTHR VID CAM RECORDERS,NESOI	NO	2	10,191
	ANTIGUA AND BARBUDA		1	4,247
	BARBADOS		1	5,944
8526100020	RADAR DESIGNED FOR BOAT OR SHIP INSTALLATION	NO	1	3,450
	NETHERLAND ANTIL. EXC ARUBA		1	3,450
8526910030	RADIO NAVIGATIONAL AID APPARATUS, RECEPTION ONLY	NO	188	451,082
	AUSTRIA		6	12,000
	GERMANY		7	28,454
	HONG KONG		5	24,000
	INDIA		6	23,238
	NAMIBIA		42	191,142
	SOUTH AFRICA,REP.OF		3	9,450
	SPAIN		1	3,675
	THAILAND		7	23,133
	UNITED KINGDOM OF GT BRITAIN		111	135,990
8526910070	RADIO NAVIGATIONAL AID APPARATUS,NESOI	NO	2	7,573
	ANTIGUA AND BARBUDA		1	3,573
	NETHERLAND ANTIL. EXC ARUBA		1	4,000
8526920000	RADIO REMOTE CONTROL APPARATUS	X		13,116
	NAMIBIA			2,596
	NETHERLAND ANTIL. EXC ARUBA			10,520
8527120000	POCKET-SIZE RADIO CASSETTE PLAYERS	NO	32	9,470
	ARUBA		15	4,110
	NETHERLAND ANTIL. EXC ARUBA		17	5,360
8527132000	RADIOBRDCST RECEIV,BATTERY TPE, RADIO-TAPE RECORDR	NO	60	8,970
	NETHERLAND ANTIL. EXC ARUBA		60	8,970
8527190000	RADIOBROADCAST RECEIVERS, BATTERY TYPE, NESOI	NO	219	5,250
	ANGUILLA		219	5,250
8527210000	RADIOBROADCAST RECEIVERS FOR MOTOR VEHICLES W RCOS	NO	5,507	467,566
	BARBADOS		25	5,300
	JAMAICA		677	124,437
	PANAMA		3,905	280,508
	SOUTH AFRICA,REP.OF		900	57,321
8527310000	RADIOBROADCAST RECEIVERS,NESOI,WITH SOUND RECORDER	NO	10,497	1,929,977
	ARUBA		666	94,346
	BARBADOS		596	146,288
	DOMINICAN REPUBLIC		3,985	704,556
	HAITI		140	29,978
	JAMAICA		1,221	242,238
	NETHERLAND ANTIL. EXC ARUBA		625	142,158
	TRINIDAD AND TOBAGO		3,264	570,413
8527320000	RADIOBROADCAST RECEIVERS,NESOI,WITH CLOCK WO P & R	NO	150	7,350
	JAMAICA		150	7,350
8527909745	RADIO RECEIVERS (400 - 1000 MHZ)	NO	107	23,160
	NETHERLAND ANTIL. EXC ARUBA		107	23,160
8528123000	RECEP APP FOR TV,COLOR,INC VIDEO RCRDNG/REPROD APP	NO	12	15,538
	DOMINICAN REPUBLIC		12	15,538
8528126005	03TV RCRS,CLR,W/PCTR TUBE,W/RDOBRDCST RCVRS/SND RC	NO	44	15,683
	DOMINICAN REPUBLIC		12	4,298
	NETHERLAND ANTIL. EXC ARUBA		11	3,802
	SURINAME		21	7,583
8528126040	RECEP APP FOR TV,COLOR,HAVNG A PICTURE TUBE > 52CM	NO	1,086	546,528
	ARUBA		78	66,249

TABLE - 5 EXPORTS FROM PUERTO RICO TO FOREIGN COUNTRIES,
BY COMMODITY AND COUNTRY OF DESTINATION
FISCAL YEAR 2003

COMM CODE	DESCRIPTION AND COUNTRY	UNIT	QUANTITY	VALUE - $
	BARBADOS		54	34,682
	BRITISH VIRGIN ISLANDS		6	8,670
	DOMINICAN REPUBLIC		92	64,672
	MEXICO		248	86,560
	NETHERLAND ANTIL. EXC ARUBA		150	66,537
	SURINAME		30	7,380
	TRINIDAD AND TOBAGO		428	211,778
8528126057	RECEPT APP FOR TV,COLOR,NESOI,WITHOUT PICTURE TUBE	NO	2	2,950
	DOMINICAN REPUBLIC		2	2,950
8528210000	VIDEO MONITORS, COLOR	NO	35	12,010
	ARUBA		35	12,010
8528220000	VIDEO MONITORS, MONOCHROME	NO	2	4,000
	ANGUILLA		2	4,000
8529102020	TELEVISION ANTENNAS, RECEIVING ONLY	NO	17	53,517
	MEXICO		11	21,189
	UNITED KINGDOM OF GT BRITAIN		6	32,328
8529102090	TELEVISION ANTENNA REFLECTORS	X		137,358
	DOMINICAN REPUBLIC			137,358
8529104000	ANTENNAS & PARTS FOR RADAR, RADIO NAVIGATIONAL AID	X		4,400
	NETHERLAND ANTIL. EXC ARUBA			4,400
8529106000	ANTENNAS & PARTS,NESOI,FOR HOG 8525 TO 8528	X		3,060,690
	DOMINICAN REPUBLIC			3,060,690
8529901000	TELEVISION TUNERS	X		144,101
	ARUBA			18,380
	NAMIBIA			3,700
	NETHERLAND ANTIL. EXC ARUBA			3,000
	SAINT LUCIA			119,021
8529903800	PARTS,NESOI,FOR TV APPARATUS, HEADINGS 8525-8528	X		2,600
	MONTSERRAT			2,600
8529904720	PARTS FOR RADAR APPARATUS	X		2,837
	ISRAEL			2,837
8529904740	PARTS FOR RADIO NAVIGATIONAL AID APPARATUS	X		117,447
	HONG KONG			11,708
	JAPAN			2,622
	KOREA,REP. OF (SOUTH KOREA)			6,392
	SINGAPORE			2,622
	SLOVAK REPUBLIC(SLOVAKIA)			3,538
	SOUTH AFRICA,REP.OF			90,565
8529904760	PARTS FOR RADIO REMOTE CONTROL APPARATUS	X		3,950
	SOUTH AFRICA,REP.OF			3,950
8529905002	PARTS, NESOI, OF APPARATUS IN HEADINGS 8525 TO 852	X		227,789
	BARBADOS			2,662
	CANADA			65,716
	CHINA,PEOPLE'S REP.(MAINLAND)			8,635
	COSTA RICA			15,476
	DOMINICAN REPUBLIC			100,022
	GREECE			9,236
	INDIA			16,605
	NETHERLAND ANTIL. EXC ARUBA			6,838
	UNITED KINGDOM OF GT BRITAIN			2,599
8530900000	PARTS FOR ELC SIGNALING, TRAFFIC, SAFETY EQUIPMNT	X		5,000
	BRITISH VIRGIN ISLANDS			5,000
8531100025	SMOKE DETECTORS, NESOI	NO	2,617	26,158
	KOREA,REP. OF (SOUTH KOREA)		2,107	21,065
	SPAIN		510	5,093
8531100035	BURGLAR ALARMS, ELECTRIC	NO	5	14,646
	NETHERLAND ANTIL. EXC ARUBA		4	6,376
	TRINIDAD AND TOBAGO		1	8,270
8531100045	BURGLAR OR FIRE ALARMS AND SIMILAR APPARATUS,NESOI	NO	219	332,556
	ARUBA		1	2,708
	BARBADOS		1	5,390
	BRITISH VIRGIN ISLANDS		9	11,564
	DOMINICAN REPUBLIC		1	5,000
	FRANCE		15	8,192
	GERMANY		189	285,299
	NETHERLAND ANTIL. EXC ARUBA		1	3,157
	TRINIDAD AND TOBAGO		2	11,246

TABLE - 5 EXPORTS FROM PUERTO RICO TO FOREIGN COUNTRIES,
BY COMMODITY AND COUNTRY OF DESTINATION
FISCAL YEAR 2003

COMM CODE	DESCRIPTION AND COUNTRY	UNIT	QUANTITY	VALUE - $
8531200020	INDICATOR PANALS INCORPORATING LCD'S	X		15,501
	NETHERLAND ANTIL. EXC ARUBA			3,000
	SAINT LUCIA			12,501
8531200040	INDICATOR PANELS INCORPORATING LED'S	X		3,133
	CANADA			3,133
8531800010	INDICATOR PANELS INCORPORATING FLUORESCENT DEVICES	X		2,758
	BULGARIA			2,758
8531800040	SOUND SIGNALING APPARATUS,NESOI	X		13,535
	IRELAND			13,535
8531900002	PARTS,NESOI,OF ELEC SOUND OR VISUAL SIGNAL APPARAT	X		60,446,352
	AUSTRALIA			3,643,899
	BARBADOS			26,631
	BELGIUM			506,244
	BRAZIL			5,217
	CHINA,PEOPLE'S REP.(MAINLAND)			2,130,915
	DOMINICAN REPUBLIC			11,503,892
	FRANCE			10,598
	GERMANY			17,563,358
	GUADELOUPE			4,046
	HONG KONG			3,784,875
	IRELAND			4,117,001
	JAPAN			1,760,174
	KOREA,REP. OF (SOUTH KOREA)			260,572
	NETHERLANDS			12,093,798
	NEW ZEALAND			11,468
	NORWAY			229,038
	SINGAPORE			2,421,572
	SPAIN			112,662
	SWITZERLAND			163,585
	UNITED KINGDOM OF GT BRITAIN			96,807
8532100000	FIXED CAPACITORS, 50-60 HZ, POWER, CPCTY =>.5 KVAR	NO	140	5,695
	SAINT LUCIA		1	2,574
	UNITED KINGDOM OF GT BRITAIN		139	3,121
8532210020	FIXED CAPACITORS, 50/60 HZ, TANTALUM ELECTROLYTIC	NO	69,001	8,439
	GUADELOUPE		69,000	5,727
	SAINT LUCIA		1	2,712
8532210050	TANTALUM ELECTROLYTIC FIXED CAPACITORS,SMD	NO	12,937	6,080
	MEXICO		12,937	6,080
8532210080	OTHER TANTALUM ELECTROLYTIC FIXED CAPACITORS, NESI	NO	10,000	3,697
	DOMINICAN REPUBLIC		10,000	3,697
8532220040	FIXED CAPACITORS, ALUMINUM ELECTROLYTIC>18BUT=<35	NO	502,544	515,268
	DOMINICAN REPUBLIC		502,544	515,268
8532220055	OTH FIXED CAPACITORS, ALUM ELECTRO >35MM N/O 51MM	NO	15,827	53,830
	DOMINICAN REPUBLIC		15,827	53,830
8532220085	OTHER FIXED CAPACITORS, ALUM ELECTROLYTIC > 51 MM	NO	8,967	29,081
	DOMINICAN REPUBLIC		8,967	29,081
8532230020	FIXED CAPACITORS, CERAMIC, DIELECTRIC SL LYR CHIPS	NO	34,167	38,167
	DOMINICAN REPUBLIC		34,167	38,167
8532240020	FIXED CAPACITORS, CERAMIC, DIELECTRIC MLTLYR CHIPS	NO	6,881	17,532
	MALAYSIA		6,881	17,532
8532250010	FIXED CAPACITORS, PAPER, PLASTIC, AC, < 300 V	NO	10,721	4,020
	DOMINICAN REPUBLIC		10,721	4,020
8533100070	FIXED CARBON RESISTORS FILM, COMPOSITION, 2 LEADS	NO	477,550	13,023
	DOMINICAN REPUBLIC		477,550	13,023
8533390040	WIREWOUND VARIABLE RESISTORS, DIMMERS	NO	11,903,852	734,659
	DOMINICAN REPUBLIC		320,527	130,088
	GUADELOUPE		359,480	16,954
	SAINT KITTS AND NEVIS		11,223,845	587,617
8533390080	WIREWOUND VARIABLE RESISTORS, NESOI	NO	36	6,070
	DOMINICA		36	6,070
8533400080	VARIABLE RESISTORS, NESOI	NO	11	22,215
	HONG KONG		11	22,215
8534000020	PRINTED CIRCUITS OF PLASTIC/GLASS =>3 LAYERS, CNDT	NO	253	46,725
	DOMINICAN REPUBLIC		1	13,000
	GERMANY		42	11,975
	MALAYSIA		210	21,750
8534000040	PRINTED CIRCUITS OF PLASTIC/GLASS, NESOI	NO	1,000	2,860

TABLE - 5 EXPORTS FROM PUERTO RICO TO FOREIGN COUNTRIES,
BY COMMODITY AND COUNTRY OF DESTINATION
FISCAL YEAR 2003

COMM CODE	DESCRIPTION AND COUNTRY	UNIT	QUANTITY	VALUE - $
	DOMINICAN REPUBLIC		1,000	2,860
8534000080	PRINTED CIRCUITS, FLEXIBLE TYPE, NESOI	NO	227,141	233,377
	ARUBA		1	5,000
	FRANCE		200	9,965
	GERMANY		2	4,956
	JAPAN		23,976	51,150
	SINGAPORE		202,961	154,806
	TRINIDAD AND TOBAGO		1	7,500
8534000085	PRINTED CIRCUITS HAVING A CERAMIC BASE	NO	6	5,070
	GERMANY		6	5,070
8534000095	PRINTED CIRCUITS, NESOI	NO	1,521,204	421,048
	DOMINICAN REPUBLIC		355,700	43,121
	HAITI		1,102,447	293,129
	HONG KONG		62,980	61,882
	SAINT LUCIA		2	14,714
	SINGAPORE		75	8,202
8535400000	LIGHTNING ARRESTERS,VOLTAGE LIMITERS,SURGE SUPPRES	X		5,864,547
	BELGIUM			8,936
	BRAZIL			4,260,903
	CANADA			6,926
	CHINA (TAIWAN)			12,777
	COSTA RICA			15,649
	GERMANY			40,084
	NETHERLAND ANTIL. EXC ARUBA			3,000
	NETHERLANDS			13,630
	SAINT VINCENT AND GRENADINES			3,210
	SOUTH AFRICA,REP.OF			1,167,912
	SPAIN			55,928
	TRINIDAD AND TOBAGO			3,885
	TURKEY			25,347
	UNITED KINGDOM OF GT BRITAIN			10,687
	VIETNAM			232,275
	ZAMBIA			3,398
8535908040	ELECTRICAL CONNECTORS, NESOI > 1000 V	NO	4,553	34,437
	DOMINICA		5	3,757
	DOMINICAN REPUBLIC		4,372	4,603
	NETHERLANDS		26	19,488
	SPAIN		150	6,589
8535908060	ELECT SWITCHING & CIRCUIT PROTECTION APPRTS, NESOI	NO	172,271	363,057
	CHINA (TAIWAN)		60,984	261,118
	DENMARK		14,000	6,860
	HONG KONG		35,515	35,442
	KOREA,REP. OF (SOUTH KOREA)		27,665	12,433
	MALAYSIA		10,687	6,056
	SAUDI ARABIA		2	16,029
	THAILAND		23,200	2,668
	TRINIDAD AND TOBAGO		5	4,895
	UNITED KINGDOM OF GT BRITAIN		211	12,276
	VIETNAM		2	5,280
8536100040	FUSES =< 1000 V, NESOI	NO	90	26,747
	BRAZIL		83	15,473
	CHILE		6	2,686
	TRINIDAD AND TOBAGO		1	8,588
8536200020	AUTOMATIC CIRCUIT BREAKERS =< 1000 V, MOLDED CASE	NO	16,669,137	55,505,391
	BRAZIL		20,401	646,024
	CHINA (TAIWAN)		66	104,666
	CHINA,PEOPLE'S REP.(MAINLAND)		40,099	1,349,654
	COSTA RICA		638,168	2,048,965
	DOMINICAN REPUBLIC		15,295,577	29,191,928
	EGYPT		65,823	524,522
	FRANCE		89,045	2,976,132
	GERMANY		275,418	13,921,688
	HONG KONG		23	249,900
	JORDAN		39,631	1,587,597
	KYRGYZSTAN		17	191,900
	POLAND		23,988	143,383
	SAINT PIERRE AND MIQUELON		14,802	81,407

TABLE - 5 EXPORTS FROM PUERTO RICO TO FOREIGN COUNTRIES,
BY COMMODITY AND COUNTRY OF DESTINATION
FISCAL YEAR 2003

COMM CODE	DESCRIPTION AND COUNTRY	UNIT	QUANTITY	VALUE - $
	SAUDI ARABIA		108,569	1,144,380
	SWITZERLAND		212	10,416
	TONGA		7	7,380
	UNITED ARAB EMIRATES		26,569	889,436
	UNITED KINGDOM OF GT BRITAIN		18,951	306,874
	VENEZUELA		11,771	129,139
8536200040	AUTOMATIC CIRCUIT BREAKERS =< 1000 V, NESOI	NO	29,125	1,799,454
	BRAZIL		60	89,094
	CHINA,PEOPLE'S REP.(MAINLAND)		477	80,993
	COSTA RICA		5	17,886
	JORDAN		2,500	187,500
	NEW ZEALAND		1	3,132
	SINGAPORE		1	9,232
	UNITED ARAB EMIRATES		9,983	1,012,884
	UNITED KINGDOM OF GT BRITAIN		16,091	383,950
	VENEZUELA		7	14,783
8536300000	OTHER APPARATUS FOR PROTECTING ELC CRTS =< 1000 V	X		53,197
	BRAZIL			7,913
	CANADA			17,999
	SPAIN			4,510
	UNITED ARAB EMIRATES			22,775
8536410005	AUTOMOTIVE SIGNALING FLASHERS FOR VOLTAGE =< 60 V	NO	3,600	5,917
	MEXICO		3,600	5,917
8536410030	RLYS (EXCPT ELCTMCHL & ASF) =< 60V, & CNTCTS < 10A	NO	425	7,636
	CANADA		425	7,636
8536410045	CONTACTORS, =<60 V, CNTCTS =>10 A, EXCPT ASF	NO	39	12,619
	UNITED KINGDOM OF GT BRITAIN		14	10,080
	VENEZUELA		25	2,539
8536410050	ELCTMCHL RLYS(ECPT CNTCTRS & ASF)=<60V CNTCTS=>10A	NO	19,476	554,969
	UNITED KINGDOM OF GT BRITAIN		19,476	554,969
8536410060	RELAYS FOR PROTECTING ELECTRICAL CIRCUITS, =< 60 V	NO	303	408,444
	AUSTRALIA		2	13,940
	BELGIUM		31	20,000
	BRAZIL		64	3,710
	CHILE		8	99,055
	CHINA,PEOPLE'S REP.(MAINLAND)		1	8,746
	ISRAEL		86	5,323
	ITALY		1	24,030
	PERU		1	18,540
	SINGAPORE		2	158,289
	SPAIN		7	45,642
	UNITED KINGDOM OF GT BRITAIN		100	11,169
8536490050	RELAYS > 60 V, & CONTACTS < 10 A ELCTMCHL	NO	527	11,196
	SPAIN		527	11,196
8536490065	RELAYS > 60 V, CONTACTORS	NO	18,290	255,528
	BRAZIL		520	5,854
	CHINA,PEOPLE'S REP.(MAINLAND)		28	3,958
	COSTA RICA		1,733	12,263
	UNITED KINGDOM OF GT BRITAIN		15,981	226,335
	VENEZUELA		28	7,118
8536490075	RELAYS > 60 V, ELECTROMECHANICAL	NO	3,642	2,595,330
	ARGENTINA		1	7,938
	AUSTRALIA		102	184,663
	BOLIVIA		1	4,138
	CHINA,PEOPLE'S REP.(MAINLAND)		8	46,316
	FRANCE		25	201,037
	GERMANY		2	9,594
	MALAYSIA		2,444	61,077
	MEXICO		1	14,100
	SAUDI ARABIA		36	7,020
	SOUTH AFRICA,REP.OF		63	99,195
	SPAIN		958	1,952,847
	TURKEY		1	7,405
8536490080	RELAYS > 60 V, NESOI	NO	18,840	667,035
	BRAZIL		126	3,483
	CHINA,PEOPLE'S REP.(MAINLAND)		96	3,080
	COLOMBIA		1	3,911

TABLE - 5 EXPORTS FROM PUERTO RICO TO FOREIGN COUNTRIES,
BY COMMODITY AND COUNTRY OF DESTINATION
FISCAL YEAR 2003

COMM CODE	DESCRIPTION AND COUNTRY	UNIT	QUANTITY	VALUE - $
	DOMINICAN REPUBLIC		7	37,261
	ISRAEL		18,094	452,330
	MALAYSIA		37	80,837
	MEXICO		2	27,335
	NETHERLAND ANTIL. EXC ARUBA		31	11,911
	SOUTH AFRICA,REP.OF		54	19,564
	UNITED ARAB EMIRATES		380	23,117
	UNITED KINGDOM OF GT BRITAIN		12	4,206
8536504000	MOTOR STARTERS	NO	5,130	173,126
	BRAZIL		458	33,886
	CHINA,PEOPLE'S REP.(MAINLAND)		316	37,607
	COSTA RICA		952	43,387
	DOMINICAN REPUBLIC		24	6,138
	UNITED KINGDOM OF GT BRITAIN		3,380	52,108
8536507000	ELECTRNC AC SWTCH OPTICALLY COUPLD INPT/OUTPT CRCT	NO	1,497	45,582
	BRAZIL		13	15,395
	TRINIDAD AND TOBAGO		10	20,200
	UNITED KINGDOM OF GT BRITAIN		1,474	9,987
8536509020	SWITCHES, ROTARY, RATED AT NOT OVER 5 A	NO	2	2,999
	SAINT LUCIA		2	2,999
8536509040	SNAP ACTION SWITCHES,OTHER THAN LIMIT, <=1000 V	NO	35	91,455
	ISRAEL		35	91,455
8536509055	SWITCHES, LIMIT, NESOI, VOLTAGE NOT OVER 1000 V	NO	943	5,762
	SLOVENIA		943	5,762
8536509065	OTHER SWITCHES, VOLTAGE NOT EXCEEDING 1000V, NESOI	NO	26,840	111,105
	COSTA RICA		13,858	2,501
	DOMINICAN REPUBLIC		1	3,200
	HONG KONG		1	2,565
	MARTINIQUE		4	3,840
	UNITED KINGDOM OF GT BRITAIN		12,976	98,999
8536694010	ELECTRICAL CONNECTORS, COAXIAL TYPE, <= 1,000 V	NO	146,038	1,251,309
	BARBADOS		1	4,224
	DOMINICAN REPUBLIC		90,801	34,365
	IRELAND		55,236	1,212,720
8536694040	ELECTRICAL CONNECTORS, PRNTED CRCT TYPE <=1,000 V	NO	4,137	54,589
	FRANCE		2,124	10,529
	SINGAPORE		2,013	44,060
8536695050	ELECTRICAL CONNECTORS, FOR VOLTAGE<=1,000 V, NESOI	X		94,337
	BRAZIL			3,335
	DOMINICAN REPUBLIC			62,747
	ECUADOR			3,744
	ISRAEL			15,188
	PANAMA			3,000
	THAILAND			6,323
8536904000	TERMINALS,ELECTR SPLICES & COUPLINGS,WAFER PROBERS	X		217,961
	BELGIUM			8,780
	BRAZIL			111,175
	CANADA			36,202
	DOMINICAN REPUBLIC			45,979
	HONG KONG			2,718
	SAINT KITTS AND NEVIS			10,000
	UNITED KINGDOM OF GT BRITAIN			3,107
8536908010	ELECTRICAL DISTRIBUTION DUCTS, <= 1,000 V	X		5,636
	BRITISH VIRGIN ISLANDS			5,636
8536908085	ELECT APPARATUS FOR SWTCH & PROTECT CIRCUITS NESOI	X		22,171,502
	CANADA			286,331
	CHINA (TAIWAN)			2,723
	DOMINICAN REPUBLIC			21,868,698
	ITALY			8,074
	MALAYSIA			2,664
	NETHERLAND ANTIL. EXC ARUBA			3,012
8537106000	MOTOR CONTROL CENTERS FOR A VOLTAGE NOT EXC. 1000V	NO	2	2,906
	VENEZUELA		2	2,906
8537109020	SWITCHGEAR ASSEMBLIES AND SWITCHBOARDS =< 1000 V	NO	71	135,583
	BRAZIL		42	117,880
	CANADA		21	3,133
	PHILIPPINES		2	8,386

TABLE - 5 EXPORTS FROM PUERTO RICO TO FOREIGN COUNTRIES,
BY COMMODITY AND COUNTRY OF DESTINATION
FISCAL YEAR 2003

COMM CODE	DESCRIPTION AND COUNTRY	UNIT	QUANTITY	VALUE - $
	SAINT LUCIA		5	3,660
	VENEZUELA		1	2,524
8537109050	ELECTRICAL PANEL & DISTRIBUTION BOARDS =< 1000 V	NO	3,892	6,372,208
	GERMANY		1,354	3,269,835
	MEXICO		1,300	93,600
	SINGAPORE		1,238	3,008,773
8537109060	PROGRAMABLE CONTROLLERS	NO	100	1,069,294
	BARBADOS		3	3,323
	CANADA		34	638,786
	DOMINICAN REPUBLIC		31	169,275
	GUADELOUPE		1	7,500
	GUYANA		6	2,730
	IRELAND		12	220,717
	SAINT LUCIA		3	11,283
	TRINIDAD AND TOBAGO		6	11,280
	UNITED KINGDOM OF GT BRITAIN		4	4,400
8537109070	ELECT APPARATUS EQP WITH APTS FRM HD 8535&36,NESOI	NO	517	123,514
	COSTA RICA		22	2,872
	DOMINICAN REPUBLIC		492	45,795
	NEW ZEALAND		3	74,847
8537200040	ELECTRICAL APPARATUS EQP WITH APTS FM HD 8535&36	NO	1	2,844
	DOMINICAN REPUBLIC		1	2,844
8538100000	BOARDS, PANELS, CONSOLES ETC OF 8537 LESS APTS	X		19,363
	BARBADOS			3,500
	CANADA			5,846
	SAINT KITTS AND NEVIS			10,017
8538907020	PARTS OF AUTO CIR BREAKERS FOR HEAD 8535/8536/8537	X		44,286,745
	BRAZIL			108,276
	CHINA,PEOPLE'S REP.(MAINLAND)			202,706
	COSTA RICA			6,545
	DOMINICAN REPUBLIC			41,758,994
	EGYPT			79,800
	FRANCE			442,219
	POLAND			422,213
	SAUDI ARABIA			1,093,725
	SWITZERLAND			5,577
	UNITED KINGDOM OF GT BRITAIN			166,690
8538907040	ELECTRICAL METAL CONTACTS FOR HEAD 8535,8536,8537	X		20,531
	BRAZIL			4,131
	DOMINICAN REPUBLIC			16,400
8538907060	PARTS NESOI OF SWITCHGEAR, FOR HD 8535, 8536, 8537	X		2,820
	UNITED ARAB EMIRATES			2,820
8538907080	PRTS SUITBL FOR USE W/APTS IN 8535,8536,8537,NESOI	X		1,069,348
	BRAZIL			73,132
	CHINA (TAIWAN)			35,969
	CHINA,PEOPLE'S REP.(MAINLAND)			51,593
	COSTA RICA			31,680
	DOMINICAN REPUBLIC			326,740
	FRANCE			65,154
	MEXICO			3,085
	SAINT KITTS AND NEVIS			5,157
	SAUDI ARABIA			2,836
	SINGAPORE			11,082
	SPAIN			51,680
	THAILAND			14,376
	UNITED ARAB EMIRATES			9,760
	UNITED KINGDOM OF GT BRITAIN			383,701
	VENEZUELA			3,403
8539212000	TUNGSTEN HALOGEN FILAMENT LAMPS =< 100 V	NO	800	64,000
	CHINA (TAIWAN)		800	64,000
8539214040	TUNGSTEN HALOGEN FILAMENT LAMPS > 100 V, & < 500 W	NO	1	3,700
	TRINIDAD AND TOBAGO		1	3,700
8539228030	FILAMENT LAMPS =< 150 W BUT > 100 V, DECORATIVE	NO	12,403	38,093
	NETHERLAND ANTIL. EXC ARUBA		12,403	38,093
8539310000	DISCHARGE LAMPS, (EX ULTRAVIOLET), FLUORESCENT	NO	200	2,580
	DOMINICAN REPUBLIC		200	2,580
8539490080	ELECTRIC LAMPS NESOI INCLUDING INFRARED	NO	210	178,800

TABLE - 5 EXPORTS FROM PUERTO RICO TO FOREIGN COUNTRIES,
BY COMMODITY AND COUNTRY OF DESTINATION
FISCAL YEAR 2003

COMM CODE	DESCRIPTION AND COUNTRY	UNIT	QUANTITY	VALUE - $
	DOMINICAN REPUBLIC		199	112,800
	GERMANY		11	66,000
8539900000	PARTS FOR ELECTRIC FILAMENT OR DISCHARGE LAMPS	X		189,432
	DOMINICAN REPUBLIC			189,432
8540990000	PARTS, NESOI, FOR ELECTRON TUBES	X		69,850
	AUSTRALIA			59,850
	GERMANY			10,000
8541100050	ZENER DIODES	NO	2,254,343	242,547
	DOMINICAN REPUBLIC		2,254,343	242,547
8541100080	SEMICONDUCTOR DIODES NOT PHOTOSENSITVE > 0.5 A	NO	7,043	20,833
	DOMINICAN REPUBLIC		7,043	20,833
8541210080	TRANSISTORS OTHER THAN PHOTOSENSITIVE, < 1 W	NO	131	17,480
	KOREA,REP. OF (SOUTH KOREA)		1	8,160
	UNITED KINGDOM OF GT BRITAIN		130	9,320
8541290080	TRANSISTORS OTHER THAN PHOTOSENSITIVE => 1 W	NO	32,700	15,622
	DOMINICAN REPUBLIC		32,700	15,622
8541300080	THYRISTORS, DIACS & TRIACS, NOT PHOTOSENSITIVNESOI	NO	70,000	18,200
	CHINA (TAIWAN)		70,000	18,200
8541406050	PHOTOSENSITIVE DIODES,NESOI	NO	900	5,382
	DOMINICAN REPUBLIC		900	5,382
8541407080	PHOTOSENSITIVE TRANSISTORS	NO	1	5,330
	TRINIDAD AND TOBAGO		1	5,330
8541409500	PHOTOSENSITIVE SEMICONDUCTOR DEVICES, NESOI	NO	117,095	29,273
	DOMINICAN REPUBLIC		117,095	29,273
8541500080	SEMICONDUCTOR DEVICES, NESOI	NO	700	48,825
	ISRAEL		700	48,825
8541600080	MOUNTED PIEZOELECTRIC CRYSTALS, EXCEPT QUARTZ	NO	595	6,545
	POLAND		595	6,545
8542100000	CARDS INCORP. ELEC. INTEGRATED CRCT (SMART CARDS)	NO	19,290	212,489
	ARUBA		1	6,800
	BRAZIL		2	2,912
	COSTA RICA		1,078	86,099
	DOMINICAN REPUBLIC		17,332	56,730
	HONDURAS		876	55,979
	SAINT KITTS AND NEVIS		1	3,969
8542214000	MNLTHC INTGRD CRCTS,DGTL,HIDEF TV,GT 100000 GATES	NO	4	5,408
	BARBADOS		4	5,408
8542218005	UN,CHPS,DCE,WFRS DGTL MNLTHC INTGRT CRTS,SLCN	NO	64	7,188
	NETHERLAND ANTIL. EXC ARUBA		64	7,188
8542218010	CHPS,DCE,WFRS DGTL MLTHC INTGRTD CRTS,NOT SLCN	NO	40	7,480
	ISRAEL		40	7,480
8542218028	MONOLITHIC INTEGRATD CRCT DRAM GT 1 MEGABIT	NO	41,000	81,700
	SINGAPORE		41,000	81,700
8542218048	MONOLITHC INTEG CIRCUIT, DIGITL,(EEPROM),ELEC ERAS	NO	1,000	80,929
	CHILE		600	58,450
	MEXICO		400	22,479
8542218060	MONOLITHIC INTEGRAT CIRCUIT DIGITL, SI, MEM,NESOI	NO	10,874	154,265
	GERMANY		9,318	88,522
	KOREA,REP. OF (SOUTH KOREA)		1,425	51,300
	MEXICO		131	14,443
8542218072	MICROPROCESSORS, DGTL, SLCN, 16 BIT BUS	NO	1	3,000
	BRITISH VIRGIN ISLANDS		1	3,000
8542218079	MICROPROCESSORS, DGTL, SLCN,GE 32 BIT BUS	NO	4,066	8,167,567
	GERMANY		2,860	4,534,775
	JAPAN		465	1,979,904
	SINGAPORE		740	1,648,020
	THAILAND		1	4,868
8542218088	MONOLITHIC INTEGRAT CIRCUITS DIGITL, NT MEM,NESOI	NO	33,692	302,778
	ANTIGUA AND BARBUDA		1	4,842
	CHINA,PEOPLE'S REP.(MAINLAND)		3	10,560
	DOMINICAN REPUBLIC		1	25,581
	ITALY		45	30,695
	KOREA,REP. OF (SOUTH KOREA)		32,418	32,417
	SINGAPORE		576	105,371
	THAILAND		648	93,312
8542290030	MONOLITHIC IC,FRQ LT 100 MHZ,MIXD SGNL,LOGIC,NESOI	NO	1,279,800	127,980
	DOMINICAN REPUBLIC		1,279,800	127,980

TABLE - 5 EXPORTS FROM PUERTO RICO TO FOREIGN COUNTRIES,
BY COMMODITY AND COUNTRY OF DESTINATION
FISCAL YEAR 2003

COMM CODE	DESCRIPTION AND COUNTRY	UNIT	QUANTITY	VALUE - $
8542290040	MONLTHIC IC,FRQ LT 100 MHZ,MIX SIG,NT LOGIC,NESOI	NO	13,469	21,563
	CHINA (TAIWAN)		13,467	10,100
	KOREA,REP. OF (SOUTH KOREA)		2	11,463
8542290050	MONOLITHIC IC,NT DIG,FRQ LT 100 MHZ,NESOI	NO	24,001	12,000
	KOREA,REP. OF (SOUTH KOREA)		24,001	12,000
8542700000	ELECTRONIC MICROASSEMBLIES	NO	2,067	245,027
	BARBADOS		100	216,727
	BRITISH VIRGIN ISLANDS		1	3,078
	DOMINICAN REPUBLIC		31	9,900
	MEXICO		1,933	7,732
	SAINT LUCIA		1	3,590
	VENEZUELA		1	4,000
8542900000	ELECTRONIC INTEGRATED CIRCUITS AND MCRSSMBLS PARTS	X		298,888
	BARBADOS			16,770
	COLOMBIA			66,119
	DOMINICAN REPUBLIC			198,457
	GUADELOUPE			3,000
	ISRAEL			9,067
	TRINIDAD AND TOBAGO			5,475
8543300000	ELECTROPLATING, ELECTROPHORESIS AND ELECTROLYSIS M	X		8,275
	HONG KONG			8,275
8543894000	ELECTRIC SYNCHROS & TRANSDUCERS,FLIGHT DATA RECORD	X		9,766
	BARBADOS			5,370
	NETHERLAND ANTIL. EXC ARUBA			4,396
8543897000	ELECTRIC LUMINESCENT LAMPS	NO	112	2,781
	CHINA (TAIWAN)		112	2,781
8543898000	MICROWAVE AMPLIFIERS	NO	3	25,419
	KOREA,REP. OF (SOUTH KOREA)		3	25,419
8543899660	AMPLFIERS, NESOI	NO	19	30,924
	HONG KONG		5	4,789
	KOREA,REP. OF (SOUTH KOREA)		6	17,956
	NETHERLAND ANTIL. EXC ARUBA		7	2,679
	UNITED KINGDOM OF GT BRITAIN		1	5,500
8543899690	ELECTRICAL MACHINES AND APPARATUS,NESOI	X		127,422
	BARBADOS			9,013
	COSTA RICA			34,086
	JAPAN			34,000
	NETHERLAND ANTIL. EXC ARUBA			18,330
	TRINIDAD AND TOBAGO			27,293
	UNITED ARAB EMIRATES			4,700
8543901000	PARTS, PHYSICAL VAPOR DISPOSITION APPARATUS	X		35,000
	DOMINICAN REPUBLIC			35,000
8543908040	PARTS FOR PARTICLE ACCELERATORS	X		17,000
	DOMINICAN REPUBLIC			17,000
8543909500	PARTS,NESOI,FOR ELECTRICAL MACHINES,NESOI	X		296,662
	CAYMAN ISLANDS			5,250
	HONG KONG			3,541
	KOREA,REP. OF (SOUTH KOREA)			3,489
	MEXICO			258,650
	SAUDI ARABIA			14,354
	TRINIDAD AND TOBAGO			11,378
8544110020	INSULATED WINDING WIRE, COPPER,33AWG(.18 MM)&FINER	KG	2,243	8,214
	BRITISH VIRGIN ISLANDS		2,243	8,214
8544110030	INSULATED WINDING WIRE,COPPER,22AWG &FNR BUT>33AWG	KG	319	26,035
	CHINA (TAIWAN)		150	9,000
	SAINT KITTS AND NEVIS		33	13,530
	SINGAPORE		136	3,505
8544110050	OTHER INSULATED WINDING WIRE MADE OF COPPER	KG	6,021	18,938
	DOMINICAN REPUBLIC		357	2,706
	PANAMA		5,664	16,232
8544190000	INSULATED WINDING WIRE, NESOI	KG	4	2,700
	NETHERLAND ANTIL. EXC ARUBA		4	2,700
8544200000	INSULATED COAXIAL CABLE AND COAXIAL ELECTRICAL CDT	KG	6,837	182,097
	ARUBA		11	5,100
	DOMINICAN REPUBLIC		5,543	107,965
	JAPAN		7	4,780
	SAINT KITTS AND NEVIS		1,272	56,752

TABLE - 5 EXPORTS FROM PUERTO RICO TO FOREIGN COUNTRIES,
BY COMMODITY AND COUNTRY OF DESTINATION
FISCAL YEAR 2003

COMM CODE	DESCRIPTION AND COUNTRY	UNIT	QUANTITY	VALUE - $
	TRINIDAD AND TOBAGO		4	7,500
8544300000	INSULATED WIRING SETS FOR VEHICLES SHIPS AIRCRAFT	X		371,584
	COSTA RICA			73,446
	DOMINICAN REPUBLIC			113,578
	GUATEMALA			164,582
	SPAIN			19,978
8544410000	INSULATED ELECTRIC CONDUCTORS =< 80 V WITH CNTRS	X		234,327
	AUSTRALIA			10,862
	COSTA RICA			46,481
	GERMANY			6,623
	ITALY			38,376
	KOREA,REP. OF (SOUTH KOREA)			5,431
	NETHERLANDS			46,325
	PORTUGAL			16,724
	SPAIN			13,579
	UNITED KINGDOM OF GT BRITAIN			49,926
8544490000	INSULATED ELECTRIC CONDUCTORS =< 80 V NESOI	KG	1,713	37,392
	DOMINICAN REPUBLIC		995	3,258
	ISRAEL		133	5,945
	MEXICO		350	6,866
	UNITED KINGDOM OF GT BRITAIN		235	21,323
8544510000	ELECTRICAL CONDUCTORS > 80 BUT =< 1000V W CNCTRS	X		622,565
	CANADA			14,891
	DOMINICAN REPUBLIC			607,674
8544592080	INSULATED ELECTRIC CONDUCTORS NESOI OF COPPER	KG	51	12,628
	HONG KONG		51	12,628
8544594000	INSULATED ELECTRIC CONDUCTORS >80 BUT =<1000 NESOI	KG	187	7,383
	SOUTH AFRICA,REP.OF		187	7,383
8544700000	INSULATED OPTICAL FIBER CABLES WITH INDVULY SH FBR	FBM	103,985	51,992
	DOMINICAN REPUBLIC		103,985	51,992
8545190000	CARBON ELECTRODES,NESOI	KG	354	10,000
	DOMINICAN REPUBLIC		354	10,000
8546200090	ELECTRICAL INSULATORS, CERAMIC, NSPF.	NO	4,127	99,380
	BRAZIL		1,000	3,450
	DOMINICAN REPUBLIC		2,744	8,226
	SWITZERLAND		383	87,704
8546900000	ELECTRICAL INSULATORS, NESOI	NO	1,253	12,580
	NETHERLAND ANTIL. EXC ARUBA		778	6,132
	SAINT KITTS AND NEVIS		475	6,448
8547100000	INSULATING FITTINGS OF CERAMICS FOR ELECTRICAL MCH	NO	46	264,874
	BRAZIL		46	264,874
8547900040	ELECTRICAL CONDUIT LINED WITH INSULATION, JS NESOI	KG	176	5,959
	DOMINICAN REPUBLIC		176	5,959
8548103500	PRIMARY CELL/BATTERY WASTE,NOT FR RECOVERY OF LEAD	KG	460	2,700
	BRITISH VIRGIN ISLANDS		460	2,700
8548900000	ELECTRICAL PARTS OF MACHINERY NESOI IN CHAPTER 85	X		2,263,906
	ARUBA			2,708
	AUSTRALIA			103,913
	BARBADOS			27,472
	BRITISH VIRGIN ISLANDS			4,572
	CHINA (TAIWAN)			23,300
	DOMINICAN REPUBLIC			1,961,877
	IRELAND			9,750
	MOROCCO			5,939
	NETHERLAND ANTIL. EXC ARUBA			40,107
	SAINT KITTS AND NEVIS			4,247
	SINGAPORE			6,771
	TONGA			61,470
	TRINIDAD AND TOBAGO			11,780
	VEHICLES,AIRCRAFT,VESSELS AND ASSOCIATED TRANSPORT EQUIPMENT	TOTAL		29,920,332
	RAILWAY OR TRAMWAY LOCOMOTIVES, ROLLING STOCK AND PARTS THEREOF; RAILWAY OR TRAMWAY TRACK FIXTURES AND FITTINGS AND PARTS THEREOF; MECHANICAL (INCLUDING ELECTROMECHANICAL) TRAFFIC SIGNALING EQUIPMENT OF ALL KINDS	TOTAL		61,007

TABLE - 5 EXPORTS FROM PUERTO RICO TO FOREIGN COUNTRIES,
BY COMMODITY AND COUNTRY OF DESTINATION
FISCAL YEAR 2003

COMM CODE	DESCRIPTION AND COUNTRY	UNIT	QUANTITY	VALUE - $
8603900000	SELF-PROPELLED RAILWAY OR TRAMWAY COACHES, NESOI	NO	1	23,500
	BRITISH VIRGIN ISLANDS		1	23,500
8607199000	PARTS OF TRUCK ASSEMBLIES, NESOI	X		3,982
	UNITED KINGDOM OF GT BRITAIN			3,982
8607291000	BRAKES & PARTS,FOR VEHCLS OF HDG 8605-8606, NESOI	X		26,560
	ARUBA			26,560
8607991000	OTHER PARTS(EX BRAKE REG) FOR HDG 8605-8606, NESOI	X		4,000
	SAINT KITTS AND NEVIS			4,000
8609000000	CONTAINERS FOR ONE OR MORE MODES OF TRANSPORT	X		2,965
	MEXICO			2,965
	VEHICLES,OTHER THAN RAILWAY OR TRAMWAY ROLLING STOCK,AND PARTS AND ACCESSORIES THEREOF	TOTAL		12,914,699
8701300090	TRACK-LAYING TRACTORS,USED,OTHR THN 8709	NO	2	28,000
	ANGUILLA		1	17,500
	DOMINICAN REPUBLIC		1	10,500
8703105030	MOTORIZED GOLF CARTS FOR THE TRANSPORT OF PERSONS	NO	1	4,000
	ARUBA		1	4,000
8703105060	VEH FOR TRANSPORT OF PERSONS,EXC SNOW & GOLF CARTS	NO	9	90,432
	BRITISH VIRGIN ISLANDS		6	56,432
	PANAMA		3	34,000
8703210000	PASS MTR VEH, SPARK IGN ENG, NOT OV 1,000 CC	NO	4	72,049
	NETHERLANDS		1	26,000
	PANAMA		1	29,895
	PERU		1	4,778
	VENEZUELA		1	11,376
8703220000	PASS MTR VEH,SPARK IGN ENG, >1000CC BUT =<1500CC	NO	1	7,800
	DOMINICAN REPUBLIC		1	7,800
8703230020	VEHICLES,NESOI,NEW,ENG EXC 1,500,EXC 3,000CC<=4CYL	NO	156	1,992,091
	ANTIGUA AND BARBUDA		2	14,759
	BAHAMAS		12	190,500
	BRITISH VIRGIN ISLANDS		14	167,751
	DOMINICA		1	22,000
	DOMINICAN REPUBLIC		5	117,562
	GUADELOUPE		2	26,120
	GUATEMALA		1	6,300
	NAMIBIA		4	54,750
	NETHERLAND ANTIL. EXC ARUBA		112	1,343,793
	PANAMA		1	10,000
	SAINT KITTS AND NEVIS		1	28,657
	UNITED KINGDOM OF GT BRITAIN		1	9,899
8703230060	VEHICLES,NESOI,NEW,ENG EXC >1500<=3000CC,>4<= 6CYL	NO	168	3,537,197
	ANTIGUA AND BARBUDA		6	146,606
	ARUBA		3	62,412
	BELIZE		20	320,263
	BRITISH VIRGIN ISLANDS		43	887,129
	DOMINICAN REPUBLIC		23	432,956
	GERMANY		3	299,000
	JAPAN		2	56,000
	MEXICO		1	14,779
	NETHERLAND ANTIL. EXC ARUBA		63	1,241,208
	PERU		1	17,579
	SAINT KITTS AND NEVIS		1	15,219
	SAINT LUCIA		1	23,931
	SAN MARINO		1	20,115
8703230075	VEHICLES,NESOI,NEW,ENG >1500,<=3000CC, >6 CYLINDES	NO	1	52,610
	BRITISH VIRGIN ISLANDS		1	52,610
8703230090	VEHICLES,NESOI,USED,ENG EXC 1500,NOT EXC 3000 CC	NO	195	1,913,820
	BAHRAIN		3	21,000
	BARBADOS		1	6,000
	BRITISH VIRGIN ISLANDS		10	124,375
	DOMINICAN REPUBLIC		85	857,145
	GERMANY		4	177,000
	JAPAN		4	106,000

TABLE - 5 EXPORTS FROM PUERTO RICO TO FOREIGN COUNTRIES,
BY COMMODITY AND COUNTRY OF DESTINATION
FISCAL YEAR 2003

COMM CODE	DESCRIPTION AND COUNTRY	UNIT	QUANTITY	VALUE - $
	KUWAIT		41	231,500
	NETHERLAND ANTIL. EXC ARUBA		3	18,000
	PANAMA		5	27,000
	SAUDI ARABIA		36	309,800
	SPAIN		1	20,000
	UNITED ARAB EMIRATES		1	10,000
	VENEZUELA		1	6,000
8703240060	PASS VEH,SPARK IGN,NESOI,NEW,>=3000 CC, 6CYL	NO	5	167,740
	BRITISH VIRGIN ISLANDS		1	20,140
	DOMINICAN REPUBLIC		4	147,600
8703240075	PASS VEH,SPARK IGN,NESOI,NEW, >3000 CC & >6CYLINDR	NO	4	70,103
	DOMINICAN REPUBLIC		4	70,103
8703240090	PASS MTR VEH, SPARK IGN, OVER 3000 CC, USED	NO	29	304,390
	ANGUILLA		2	49,000
	BRITISH VIRGIN ISLANDS		3	71,390
	DOMINICAN REPUBLIC		1	24,000
	JAPAN		3	20,000
	MONTSERRAT		1	45,000
	SAUDI ARABIA		19	95,000
8703310000	PASS MTR VEH, DIESEL ENG, NOT OV 1500 CC	NO	2	39,000
	SPAIN		2	39,000
8703320010	PASS VEH, DIESEL ENG, OV 1500 BT NT OV 2500 CC,NEW	NO	1	20,000
	NETHERLAND ANTIL. EXC ARUBA		1	20,000
8703320050	PASS VEH,DIESEL ENG, OV 1500 BT NT OV 2500 CC,USED	NO	50	780,500
	COSTA RICA		1	15,000
	DOMINICAN REPUBLIC		2	19,500
	FINLAND		1	18,000
	JAPAN		36	656,000
	NETHERLAND ANTIL. EXC ARUBA		1	8,000
	PANAMA		3	15,000
	SPAIN		4	40,000
	VENEZUELA		2	9,000
8703330085	PASS MTR VEH, DIESEL ENG, OVER 2500 CC, USED	NO	30	526,014
	ARUBA		16	404,000
	BRITISH VIRGIN ISLANDS		13	98,014
	VENEZUELA		1	24,000
8703900000	PASSENGER MOTOR VEHICLES, NESOI	NO	4	43,036
	DOMINICAN REPUBLIC		3	18,000
	SPAIN		1	25,036
8704105030	MOTR VEH,REAR DUMP =>40.8 BUT <63.5 METRIC TONS	NO	1	36,995
	BRITISH VIRGIN ISLANDS		1	36,995
8704210000	TRUCKS, NESOI, DIESEL ENG, GVW 5 METRIC TONS & UND	NO	2	45,000
	DOMINICAN REPUBLIC		2	45,000
8704230000	TRUCK, DIESEL ENG, GVW > 20 METRIC TONS	NO	1	16,910
	GERMANY		1	16,910
8704310020	TRUCK, SPRK IGN ENG, GVW =< 2.5 METRIC TONS	NO	71	969,083
	BELIZE		50	666,858
	BRITISH VIRGIN ISLANDS		7	109,686
	NETHERLAND ANTIL. EXC ARUBA		14	192,539
8704900000	TRUCKS, NESOI	NO	5	370,487
	DOMINICAN REPUBLIC		4	210,778
	GUYANA		1	159,709
8705900000	SPECIAL PURPOSE VEHICLES, NESOI	NO	9	178,684
	BRITISH VIRGIN ISLANDS		3	100,684
	DOMINICAN REPUBLIC		5	61,000
	NETHERLAND ANTIL. EXC ARUBA		1	17,000
8706001540	CHASSIS FITTED WITH ENGINES FOR VEH,NESOI,HEAD8703	NO	2	12,000
	ARUBA		2	12,000
8707905060	BODIES FOR VEHICLES OF HEADING 8704	NO	18	81,366
	BRITISH VIRGIN ISLANDS		2	69,366
	DOMINICAN REPUBLIC		16	12,000
8708100050	BUMPERS AND PARTS, NESOI, OF HEADINGS 8701 TO 8705	X		15,700
	GUYANA			7,500
	TRINIDAD AND TOBAGO			8,200
8708295070	PTS AND ACCESSORIES,NESOI,OF BODIES HDG 8701,8705	X		33,668
	BRITISH VIRGIN ISLANDS			8,119
	SOUTH AFRICA,REP.OF			25,549

TABLE - 5 EXPORTS FROM PUERTO RICO TO FOREIGN COUNTRIES,
BY COMMODITY AND COUNTRY OF DESTINATION
FISCAL YEAR 2003

COMM CODE	DESCRIPTION AND COUNTRY	UNIT	QUANTITY	VALUE - $
8708390000	BRAKES AND SERVO-BRAKES,PARTS, OF 8701,8705	X		16,292
	BARBADOS			6,412
	SAINT LUCIA			9,880
8708700050	ROAD WHEELS AND PRTS FOR VEH NESOI,OF 8701,8705	X		50,400
	BRAZIL			50,400
8708915000	RADIATORS FOR VEHICLES, NESOI	NO	2,900	57,551
	BARBADOS		87	4,321
	DOMINICAN REPUBLIC		2,707	47,146
	GUADELOUPE		35	3,020
	TRINIDAD AND TOBAGO		71	3,064
8708990010	PARTS AND ACCESSORIES NESOI,FOR TRACTORS NESOI	X		4,000
	DOMINICAN REPUBLIC			4,000
8708998075	PARTS AND ACESSORIES FOR VHCLS 8701 TO 8705, NESOI	X		561,453
	ANTIGUA AND BARBUDA			9,415
	ARUBA			50,350
	BAHAMAS			2,933
	BARBADOS			5,738
	CHINA (TAIWAN)			29,291
	COSTA RICA			78,765
	DOMINICAN REPUBLIC			40,602
	ECUADOR			58,548
	EL SALVADOR			180,484
	NETHERLAND ANTIL. EXC ARUBA			17,984
	PANAMA			23,255
	SAINT KITTS AND NEVIS			3,390
	SAINT LUCIA			2,800
	TRINIDAD AND TOBAGO			57,898
8709110030	WORKS TRUCKS,ELEC, OPERATOR RIDING W/O LIFT EQUIP	NO	5	95,000
	DOMINICAN REPUBLIC		5	95,000
8710000090	PARTS OF ARMORE FIGHTING VEHICLES,MOTORIZED	X		17,457
	ISRAEL			17,457
8711100000	MOTOCYCLES (INCL MOPEDS),PIST,ENG,CYL,NOT,EXC 50CC	NO	58	179,000
	DOMINICAN REPUBLIC		55	118,000
	SPAIN		3	61,000
8711200000	MOTORCYCLES (INCLUDING MOPEDS),CYCL,EXC50CC,NT250C	NO	4	12,790
	DOMINICAN REPUBLIC		4	12,790
8711500000	MOTORCYCLES, CYCL,EXCD 800 CC	NO	1	4,500
	DOMINICAN REPUBLIC		1	4,500
8711900000	MOTORCYCLES (INCLUDING MOPEDS), NESOI	NO	2	17,450
	DOMINICAN REPUBLIC		1	8,450
	GUADELOUPE		1	9,000
8713900000	INVALID CARRIAGES, NESOI	NO	7	7,480
	TRINIDAD AND TOBAGO		7	7,480
8714190000	PARTS, NESOI, OF MOTORCYCLES	KG	235	8,212
	DOMINICAN REPUBLIC		217	5,000
	GUADELOUPE		18	3,212
8714920000	WHEEL RIMS AND SPOKES,NESOI,OF VEH,HED,8711,8713	KG	800	3,500
	VENEZUELA		800	3,500
8716310000	TANKER TRAILERS AND TANKER SEMI-TRAILERS, NESOI	NO	2	27,500
	DOMINICAN REPUBLIC		2	27,500
8716390090	TRAILERS AND SEMI-TRAILERS, NESOI, TRANPRT GOODS	NO	4	10,000
	MEXICO		4	10,000
8716400000	TRAILERS AND SEMI-TRAILERS, NESOI	NO	3	420,289
	DOMINICAN REPUBLIC		1	4,500
	UNITED KINGDOM OF GT BRITAIN		2	415,789
8716805070	VEHICLES NOT MECHANICALLY PROPELLED, NESOI	NO	50	5,000
	DOMINICAN REPUBLIC		50	5,000
8716900000	PARTS,NESOI,OF TRAILERS,SEMI-TRAILERS;VEH NESOI	KG	15,082	8,150
	DOMINICAN REPUBLIC		15,082	8,150
	AIRCRAFT,SPACECRAFT,AND PARTS THEREOF	TOTAL		16,153,914
8802110090	USED/REBUILT HELICOPTERS,NON-MILITARY,WGT<=2000KG	NO	1	1,073,000
	FRANCE		1	1,073,000
8802300040	NEW TURBOFAN PLANES,NON-MILITARY,>4536 & <=15000KG	NO	1	13,114,037
	SOUTH AFRICA,REP.OF		1	13,114,037

TABLE - 5 EXPORTS FROM PUERTO RICO TO FOREIGN COUNTRIES,
BY COMMODITY AND COUNTRY OF DESTINATION
FISCAL YEAR 2003

COMM CODE	DESCRIPTION AND COUNTRY	UNIT	QUANTITY	VALUE - $
8803100010	PRPELLRS & ROTORS & PRTS THEREOF FOR CIVIL AIRCRFT	KG	231	455,974
	CHINA (TAIWAN)		61	130,153
	SAUDI ARABIA		170	325,821
8803100050	PROPLLRS & ROTORS & PRTS THEREOF FOR MLTARY AIRCFT	KG	1,877	55,554
	ANTIGUA AND BARBUDA		927	31,024
	UNITED KINGDOM OF GT BRITAIN		950	24,530
8803300010	OTHER PARTS,NESOI,OF CIVIL AIRPLANES/HELICOPTERS	KG	1,171	549,753
	ANTIGUA AND BARBUDA		163	67,653
	CANADA		113	93,683
	CHINA (TAIWAN)		263	86,442
	GUADELOUPE		164	61,094
	ISRAEL		168	6,549
	MALAYSIA		42	33,704
	MARTINIQUE		11	15,000
	SAINT KITTS AND NEVIS		15	3,000
	SPAIN		220	179,114
	YUGOSLAVIA(SERBIA/MONTENEGRO)		12	3,514
8803300050	OTHER PARTS,NESOI,OF MILITARY AIRPLANES/HELICOPTRS	KG	3,783	837,766
	AUSTRALIA		1,395	431,695
	DOMINICAN REPUBLIC		158	30,000
	ISRAEL		382	303,542
	ITALY		16	11,036
	MARTINIQUE		1,814	41,597
	SAUDI ARABIA		15	14,996
	SPAIN		3	4,900
8803909010	OTH PRTS,NESOI,FOR CIVIL AIRCRFT,&NON-POWRD AIRCFT	KG	2,648	53,586
	ANTIGUA AND BARBUDA		2,645	50,166
	TRINIDAD AND TOBAGO		3	3,420
8803909050	OTHER PARTS,NESOI,FOR OTHR MILTARY AIR & SPACCRFT	KG	18	14,244
	ISRAEL		18	14,244
	SHIPS,BOATS AND FLOATING STRUCTURES	TOTAL		790,712
8903910045	SAILBOATS, WITH/WITHOUT,AUXIL MOTR NESOI	NO	2	20,000
	DOMINICAN REPUBLIC		2	20,000
8903910060	SAILBOATS WITHOUT AUXIL MT NESOI	NO	1	21,033
	DOMINICAN REPUBLIC		1	21,033
8903920075	INBOARD POWERED MOTORBOATS,EXCED 8M,LENGTH	NO	3	344,562
	DOMINICAN REPUBLIC		1	312,562
	FRENCH GUIANA		2	32,000
8903991000	ROW BOATS AND CANOES,DESIGNED FOR MOTORS OR SAILS	NO	3	47,510
	DOMINICAN REPUBLIC		3	47,510
8903992000	OUTBOARD MOTORBOATS	NO	48	306,714
	PANAMA		48	306,714
8903999000	YACHTS & OTH VESSELS FOR PLEASURE OR SPORTS, NESOI	NO	10	33,227
	BRITISH VIRGIN ISLANDS		1	3,227
	DOMINICAN REPUBLIC		1	9,000
	GUATEMALA		8	21,000
8906900090	FLOATING STRUCTURES, NESOI	X		17,666
	ISRAEL			17,666
	OPTICAL,PHOTOGRAPHIC,CINEMATOGRAPHIC, MEASURING,CHECKING,PRECISION,MEDICAL OR SURGICAL INSTRUMENTS AND APPARATUS; CLOCKS AND WATCHES; MUSICAL INSTRUMENTS; PARTS AND ACCESSORIES THEREOF	TOTAL		245,440,942
	OPTICAL,PHOTOGRAPHIC,CINEMATOGRAPHIC, MEASURING,CHECKING,PRECISION,MEDICAL OR SURGICAL INSTRUMENTS AND APPARATUS; PARTS AND ACCESSORIES THEREOF	TOTAL		239,996,430
9001100000	OPTICAL FIBERS, OPTICAL FIBER BUNDLES AND CABLES E	FBM	61,260	17,160
	SPAIN		61,260	17,160
9001300000	CONTACT LENSES	PRS	569,726	8,296,361
	ANTIGUA AND BARBUDA		49	3,911
	ARGENTINA		165	2,820

TABLE - 5 EXPORTS FROM PUERTO RICO TO FOREIGN COUNTRIES,
BY COMMODITY AND COUNTRY OF DESTINATION
FISCAL YEAR 2003

COMM CODE	DESCRIPTION AND COUNTRY	UNIT	QUANTITY	VALUE - $
	CANADA		11,058	325,220
	CHINA,PEOPLE'S REP.(MAINLAND)		51,101	51,401
	COLOMBIA		4,176	26,937
	GERMANY		4,158	19,441
	JAPAN		469,687	7,364,264
	UNITED KINGDOM OF GT BRITAIN		29,332	502,367
9001400000	SPECTACLE LENSES OF GLASS, UNMOUNTED	PRS	383	4,323
	NETHERLAND ANTIL. EXC ARUBA		383	4,323
9001500000	SPECTACLE LENSES OF OTHER MATERIALS, UNMOUNTED	PRS	15,510	183,332
	CANADA		9,414	144,056
	INDIA		6,096	39,276
9001901000	LENSES, PRISMS, AND MIRRORS, UNMOUNTED, NESOI	X		6,423
	NETHERLAND ANTIL. EXC ARUBA			6,423
9002119000	LENSES FOR CAMERAS,PHOTOGRAPHIC ENLARGERS, NESOI	X		12,011
	ARUBA			8,960
	NETHERLAND ANTIL. EXC ARUBA			3,051
9002208000	FILTERS AND PARTS EXCEPT PHOTOGRAPHIC	X		7,137
	TRINIDAD AND TOBAGO			7,137
9002900000	PRISM, MIRRORS, MOUNTED & PARTS & ACCESSORIE, NESO	X		24,498
	DOMINICAN REPUBLIC			18,432
	NAMIBIA			6,066
9003900000	PARTS FOR FRAMES AND MOUNTINGS, SPECTACLES, ETC	X		19,405
	HONG KONG			16,462
	NETHERLAND ANTIL. EXC ARUBA			2,943
9004100000	SUNGLASSES	DOZ	225	55,795
	DOMINICAN REPUBLIC		207	49,554
	NETHERLANDS		18	6,241
9004900000	SPECTACLES, ETC, CORRECTIVE, PROTECTIVE, NESOI	DOZ	23	3,279
	GUADELOUPE		23	3,279
9005100040	PRISM BINOCULARS NESOI	NO	4	15,113
	NETHERLAND ANTIL. EXC ARUBA		4	15,113
9005100080	BINOCULARS, NESOI	NO	5	2,750
	NETHERLAND ANTIL. EXC ARUBA		5	2,750
9006400000	INSTANT PRINT CAMERAS	NO	2	5,810
	NETHERLAND ANTIL. EXC ARUBA		2	5,810
9006510000	CAMERAS W LENS VIEWFINDER, FOR FILM WIDTH <=35 MM	NO	45	13,330
	NETHERLAND ANTIL. EXC ARUBA		45	13,330
9006530000	PHOTO CAMERAS FOR ROLL FILM OF A WIDTH OF 35 MM	NO	5,222	84,769
	ARUBA		840	11,950
	BRITISH VIRGIN ISLANDS		300	2,520
	GUADELOUPE		1	4,473
	JAMAICA		3,000	16,200
	NETHERLAND ANTIL. EXC ARUBA		521	47,079
	SAINT LUCIA		560	2,547
9006910000	PARTS AND ACCESSORIES FOR PHOTOGRAPHIC CAMERAS	X		282,105
	ARUBA			34,813
	DOMINICAN REPUBLIC			193,861
	NETHERLAND ANTIL. EXC ARUBA			53,431
9007910000	PARTS AND ACCESSORIES FOR CAMERAS	X		13,925
	ARUBA			13,925
9007920000	PARTS AND ACCESSORIES FOR PROJECTORS	X		64,948
	DOMINICAN REPUBLIC			64,948
9008300000	IMAGE PROJECTORS, OTHER THAN CINEMATOGRAPHIC	NO	1	3,599
	BARBADOS		1	3,599
9009110000	ELECTROSTATIC PHOTOCOPYING IMAGE DIRECTLY ON COPY	NO	3	24,995
	ANTIGUA AND BARBUDA		2	15,500
	BRITISH VIRGIN ISLANDS		1	9,495
9009910000	AUTOMATIC DOC FEEDERS FOR PHOTO/THERMO COPY APPARA	NO	9	4,662
	ARGENTINA		9	4,662
9009990000	PARTS & ACCESS OF PHOTOCOP/THERMOCOP APPART, NESOI	X		6,706
	COLOMBIA			3,306
	PANAMA			3,400
9010100000	APPARATUS & EQUIP, AUTOMATIC DEVELOPING PHOTO FILM	X		5,157
	NETHERLAND ANTIL. EXC ARUBA			5,157
9010505000	PHOTOGRAPHIC FILM VIEWERS, TITLERS, NESOI	X		8,617
	NETHERLAND ANTIL. EXC ARUBA			8,617
9011100000	STEREOSCOPIC MICROSCOPES	NO	2,715	732,017

TABLE - 5 EXPORTS FROM PUERTO RICO TO FOREIGN COUNTRIES,
BY COMMODITY AND COUNTRY OF DESTINATION
FISCAL YEAR 2003

COMM CODE	DESCRIPTION AND COUNTRY	UNIT	QUANTITY	VALUE - $
	BERMUDA		15	24,478
	ITALY		2,650	675,039
	SPAIN		50	32,500
9011900000	PTS & ACCESSORIES FOR COMPOUND OPTICAL MICROSCOPES	X		13,242
	BRITISH VIRGIN ISLANDS			2,824
	TRINIDAD AND TOBAGO			10,418
9012100000	MICROSCOPES, EXC OPTICAL; DIFFRACTION APPARATUS	X		137,500
	ITALY			137,500
9013800000	OPTICAL DEVICES, APPLIANCES AND INSTRUMENTS, NESOI	X		22,650
	AUSTRALIA			18,750
	MARTINIQUE			3,900
9014206000	ELECTRICAL INST, AERONAUTICAL OR SPACE NAVIGATION	NO	2	87,990
	CANADA		2	87,990
9014900000	PTS, FOR DIRECT FIND COMPASSES, NAVIGATIONAL INST	X		32,500
	UNITED KINGDOM OF GT BRITAIN			32,500
9015300000	LEVELS (SURVEYING)	NO	115	105,511
	BRITISH VIRGIN ISLANDS		20	18,421
	SOUTH AFRICA,REP.OF		95	87,090
9015400000	PHOTOGRAMMETRICAL SURVEYING INSTRUMENTS & APPLNCES	X		8,997
	NETHERLAND ANTIL. EXC ARUBA			8,997
9015802000	OPTL SURVEYING,HYDROGPH,OCEANOGPH, INST&APPL,NESOI	X		8,595
	TRINIDAD AND TOBAGO			8,595
9015808040	GEOPHYSICAL INSTRUMENTS AND APPLIANCES, NESOI	X		13,834
	BARBADOS			7,594
	HONG KONG			6,240
9015808080	SURVEYING, HYDROGRAPHIC, ETC. INST & APPLN, NESOI	X		68,771
	ANTIGUA AND BARBUDA			3,500
	ARUBA			2,597
	BARBADOS			5,834
	BRITISH VIRGIN ISLANDS			5,200
	GUADELOUPE			10,286
	IRELAND			5,000
	NETHERLAND ANTIL. EXC ARUBA			28,502
	TRINIDAD AND TOBAGO			7,852
9015900000	PARTS AND ACCESSORIES FOR SURVEYING	X		11,019
	SAINT VINCENT AND GRENADINES			11,019
9016000000	BALACES, SENSITIVITY >=5 CG, W OR W/O WGT, & PTS	X		3,450
	DOMINICAN REPUBLIC			3,450
9017204000	DIS CALCULATORS, & OTH MATH CALCULATING INSTRUMENT	X		2,600
	SAINT KITTS AND NEVIS			2,600
9017208040	HAND-OPERATED INPUT DEVICES, DIGITIZERS	NO	5	34,421
	FRANCE		1	25,321
	GUADELOUPE		1	3,100
	NETHERLAND ANTIL. EXC ARUBA		1	3,100
	SWEDEN		2	2,900
9017304000	MICROMETERS AND CALIPERS	NO	438	32,800
	DOMINICAN REPUBLIC		438	32,800
9017308000	GAUGES FOR MEASURING LENGTH	X		10,013
	TRINIDAD AND TOBAGO			10,013
9017800000	OTHER INSTRUMENTS FOR MEASURING LENGTH, NESOI	X		5,200
	DOMINICAN REPUBLIC			5,200
9018110040	ELECTROCARDIOGRAPHS	NO	1	3,540
	BARBADOS		1	3,540
9018110080	PARTS AND ACCESSORIES FOR ELECTROCARDIOGRAPHS	X		570,327
	BRITISH VIRGIN ISLANDS			4,974
	DOMINICAN REPUBLIC			65,683
	HONG KONG			496,682
	NEW ZEALAND			2,988
9018120000	ULTRASONIC SCANNING APPARATUS	NO	4	47,461
	BARBADOS		1	30,000
	SINGAPORE		2	11,561
	TRINIDAD AND TOBAGO		1	5,900
9018140000	SCINTIGRAPHIC APPARATUS	X		7,220
	BAHAMAS			7,220
9018194000	APPARATUS, FUNCTIONAL EXPLORATORY EXAMINATION& PTS	X		7,781
	DOMINICAN REPUBLIC			3,281
	INDIA			4,500

TABLE - 5 EXPORTS FROM PUERTO RICO TO FOREIGN COUNTRIES,
BY COMMODITY AND COUNTRY OF DESTINATION
FISCAL YEAR 2003

COMM CODE	DESCRIPTION AND COUNTRY	UNIT	QUANTITY	VALUE - $
9018195500	PATIENT MONITORING SYSTEMS	X		31,763
	BRITISH VIRGIN ISLANDS			31,763
9018199550	ELECTRO-DIAGNOSTIC APPARATUS, NESOI	X		288,231
	DOMINICAN REPUBLIC			285,000
	JAPAN			3,231
9018199560	PTS & ACCESSORIES FOR ELECTRO-DIAGNOSTIC APPARATUS	X		50,033
	AUSTRALIA			8,156
	BELGIUM			6,120
	CANADA			3,010
	DOMINICAN REPUBLIC			13,000
	NETHERLANDS			11,671
	SOUTH AFRICA,REP.OF			4,076
	TRINIDAD AND TOBAGO			4,000
9018310080	SYRINGES, WITH OR WITHOUT THEIR NEEDLES, NESOI	NO	130,965	274,960
	AUSTRALIA		2,821	2,820
	FRANCE		65,139	68,677
	GERMANY		65	2,502
	ISRAEL		3,614	6,497
	JAPAN		11,901	86,466
	NETHERLANDS		4,677	15,203
	SPAIN		38,068	69,877
	TURKEY		112	4,218
	UNITED KINGDOM OF GT BRITAIN		4,568	18,700
9018310090	PTS FOR SYRINGS, WITH OR WITHOUT THEIR NEEDLES	X		390,777
	BELGIUM			7,371
	FRANCE			260,996
	GERMANY			11,155
	MEXICO			111,255
9018320000	TUBULAR METAL NEEDLES & NEEDLES FOR SUTURES &PARTS	X		319,619
	BAHAMAS			15,960
	DOMINICAN REPUBLIC			266,887
	FRANCE			36,772
9018390030	BOUGIES, CATHETERS, DRAINS & SONDES & PTS & ACCESS	X		23,352,819
	AUSTRALIA			185,833
	BARBADOS			15,112
	BELGIUM			2,429,213
	BRAZIL			697,843
	CANADA			59,014
	CHINA (TAIWAN)			3,500
	CHINA,PEOPLE'S REP.(MAINLAND)			15,190
	COSTA RICA			36,754
	DOMINICAN REPUBLIC			1,279,168
	FRANCE			12,971
	INDIA			33,887
	ISRAEL			52,118
	ITALY			4,000
	JAPAN			10,266,583
	KOREA,REP. OF (SOUTH KOREA)			64,713
	MALAYSIA			3,880
	MEXICO			169,286
	NETHERLANDS			7,347,318
	SAUDI ARABIA			4,452
	SPAIN			650,604
	THAILAND			5,715
	UNITED KINGDOM OF GT BRITAIN			15,665
9018390050	CANNULAE AND THE LIKE AND PART AND ACCESSORIES	X		3,318,424
	ARUBA			22,880
	AUSTRALIA			280,115
	BAHAMAS			6,904
	BARBADOS			69,888
	BELGIUM			33,170
	BERMUDA			60,129
	CAYMAN ISLANDS			7,485
	CHINA,PEOPLE'S REP.(MAINLAND)			6,923
	COSTA RICA			845,859
	DENMARK			10,880
	DOMINICAN REPUBLIC			336,675

TABLE - 5 EXPORTS FROM PUERTO RICO TO FOREIGN COUNTRIES,
BY COMMODITY AND COUNTRY OF DESTINATION
FISCAL YEAR 2003

COMM CODE	DESCRIPTION AND COUNTRY	UNIT	QUANTITY	VALUE - $
	FRANCE			154,552
	GERMANY			3,906
	HAITI			5,700
	INDIA			18,000
	ITALY			10,408
	JAMAICA			105,974
	JAPAN			17,740
	KOREA,REP. OF (SOUTH KOREA)			5,046
	KYRGYZSTAN			8,403
	MALTA			7,140
	MEXICO			240,004
	NETHERLAND ANTIL. EXC ARUBA			59,556
	NETHERLANDS			68,593
	NEW ZEALAND			16,018
	SINGAPORE			183,835
	SWEDEN			8,006
	SWITZERLAND			2,979
	THAILAND			23,760
	TRINIDAD AND TOBAGO			7,329
	TURKEY			6,998
	UNITED KINGDOM OF GT BRITAIN			680,953
	URUGUAY			2,616
9018490000	INST & APPLN FOR DENTAL SCIENCE, & PTS & ACC,NESOI	X		40,610
	ANGUILLA			4,221
	GUADELOUPE			4,775
	NETHERLAND ANTIL. EXC ARUBA			3,714
	TRINIDAD AND TOBAGO			4,033
	VENEZUELA			23,867
9018500000	OTHER OPHTHALMIC INSTRUMENTS & APPLIANCES & PARTS	X		8,509,781
	ARUBA			5,425
	FRANCE			5,571,445
	GUATEMALA			40,274
	HONG KONG			2,313,292
	JAPAN			6,973
	NETHERLAND ANTIL. EXC ARUBA			4,645
	NETHERLANDS			543,863
	SPAIN			23,864
9018903000	ANESTHETIC INSTRUMENTS AND APPLIANCES AND PARTS	X		428,000
	BELGIUM			204,533
	BRAZIL			9,215
	CANADA			27,203
	CHINA,PEOPLE'S REP.(MAINLAND)			42,738
	INDIA			22,626
	KYRGYZSTAN			5,819
	MEXICO			75,767
	SPAIN			36,669
	UNITED KINGDOM OF GT BRITAIN			3,430
9018906000	ELECTRO-SURGICAL INSTRUMENTS & APPLIANCES & PARTS	X		1,581,923
	AUSTRALIA			179,958
	BARBADOS			7,200
	BRAZIL			94,530
	BRITISH VIRGIN ISLANDS			10,150
	CHILE			5,201
	COSTA RICA			9,643
	FRANCE			320,397
	GERMANY			141,300
	ITALY			63,295
	JAPAN			376,867
	MEXICO			14,281
	NETHERLAND ANTIL. EXC ARUBA			3,779
	SAUDI ARABIA			2,996
	SPAIN			130,001
	SWEDEN			62,386
	SWITZERLAND			67,232
	UNITED KINGDOM OF GT BRITAIN			92,707
9018907020	DIALYSIS INSTRUMENTS AND APPARATUS	X		258,715
	ARUBA			12,000

TABLE - 5 EXPORTS FROM PUERTO RICO TO FOREIGN COUNTRIES,
BY COMMODITY AND COUNTRY OF DESTINATION
FISCAL YEAR 2003

COMM CODE	DESCRIPTION AND COUNTRY	UNIT	QUANTITY	VALUE - $
	BAHAMAS			7,929
	BARBADOS			16,100
	BERMUDA			8,250
	CAYMAN ISLANDS			7,450
	DOMINICAN REPUBLIC			5,766
	GUYANA			3,320
	JAMAICA			97,500
	NETHERLAND ANTIL. EXC ARUBA			100,400
9018907070	PTS & ACCESSORIES OF DIALYSIS INST & APPARATUS	X		54,243
	EL SALVADOR			9,800
	PERU			44,443
9018907080	ELECTRO-MEDICAL INST & APPLIANCES & PARTS, NESOI	X		405,798
	ARUBA			8,000
	BELGIUM			117,151
	BRAZIL			4,320
	CANADA			58,841
	CHINA,PEOPLE'S REP.(MAINLAND)			107,855
	COSTA RICA			5,433
	JAMAICA			64,000
	MEXICO			2,698
	NETHERLAND ANTIL. EXC ARUBA			37,500
9018908000	INST & APPLIANCES FOR MEDICAL,SURGICAL, ETC,NESOI	X		94,373,100
	ARUBA			33,009
	AUSTRALIA			1,154,867
	BAHAMAS			64,826
	BARBADOS			482,244
	BELGIUM			9,323,907
	BERMUDA			41,606
	BRAZIL			112,177
	BRITISH VIRGIN ISLANDS			30,674
	CANADA			2,264,954
	CAYMAN ISLANDS			20,279
	CHINA (TAIWAN)			525,189
	CHINA,PEOPLE'S REP.(MAINLAND)			273,113
	COLOMBIA			73,009
	COSTA RICA			2,555,117
	DOMINICAN REPUBLIC			54,014,096
	FRANCE			4,400
	GERMANY			1,048,000
	GUYANA			137,000
	HAITI			3,390
	INDIA			31,537
	IRELAND			2,293,982
	ISRAEL			7,340
	ITALY			671,352
	JAMAICA			314,451
	JAPAN			4,440,993
	KOREA,REP. OF (SOUTH KOREA)			346,728
	KYRGYZSTAN			33,842
	MEXICO			544,311
	MONTSERRAT			18,553
	NETHERLAND ANTIL. EXC ARUBA			205,738
	NETHERLANDS			9,343,233
	NEW ZEALAND			72,737
	PAKISTAN			110,415
	PANAMA			6,143
	PERU			3,304
	SAINT KITTS AND NEVIS			3,410
	SINGAPORE			75,810
	SPAIN			173,733
	THAILAND			285,388
	TRINIDAD AND TOBAGO			340,627
	TURKEY			157,985
	UNITED KINGDOM OF GT BRITAIN			2,642,369
	URUGUAY			51,579
	VENEZUELA			35,683
9019200000	OZONE,OXYGEN,ETC THERAPY, RESPIRATION APPARATUS,PT	X		22,553

TABLE - 5 EXPORTS FROM PUERTO RICO TO FOREIGN COUNTRIES,
BY COMMODITY AND COUNTRY OF DESTINATION
FISCAL YEAR 2003

COMM CODE	DESCRIPTION AND COUNTRY	UNIT	QUANTITY	VALUE - $
	CHINA (TAIWAN)			10,070
	KUWAIT			12,483
9020008000	BREATHING APPLN & GAS MASK, & PARTS & ACCESS,NESOI	X		111,426
	DOMINICAN REPUBLIC			4,200
	FRANCE			64,400
	ISRAEL			10,672
	ITALY			8,826
	SINGAPORE			23,328
9021100050	BONE PLATES,SCREWS&NAILS,&OTH INTERNAL, FIX DEVICE	X		1,726,965
	JAPAN			1,726,965
9021100090	ORTHOPEDIC OR FRACTURE APPLIANCES & PTS, NESOI	X		3,280,557
	GERMANY			1,479,690
	JAPAN			226,132
	MEXICO			179,093
	NETHERLAND ANTIL. EXC ARUBA			62,442
	PANAMA			36,859
	SOUTH AFRICA,REP.OF			4,982
	UNITED KINGDOM OF GT BRITAIN			1,291,359
9021214000	ARTIFICAL TEETH OF PLASTIC & PTS AND ACCESSORIES	X		208,533
	BULGARIA			2,574
	JAPAN			205,959
9021218000	ARTIFICAL TEETH, EXC OF PLASTIC & PTS &ACCESSORIES	X		3,231
	JAPAN			3,231
9021290000	DENTAL FITTINGS AND PARTS AND ACCESSORIES	X		692,190
	BRAZIL			261,348
	INDIA			430,842
9021310000	ARTIFICIAL JOINTS AND PARTS AND ACCESSORIES	X		1,704,876
	BELGIUM			718,888
	BRAZIL			10,227
	DOMINICAN REPUBLIC			441,315
	INDIA			185,055
	JAPAN			349,391
9021390000	OTH ARTIFICAL PTS OF THE BODY & PTS & ACCESSORIES	X		41,451,865
	ARGENTINA			29,025
	AUSTRALIA			769,965
	AUSTRIA			2,584
	BELGIUM			5,960,167
	BRAZIL			1,911,841
	DOMINICAN REPUBLIC			60,677
	FRANCE			21,102,919
	GERMANY			684,790
	HONG KONG			6,771,689
	INDIA			3,394,833
	ITALY			19,345
	KOREA,REP. OF (SOUTH KOREA)			100,570
	SOUTH AFRICA,REP.OF			6,560
	SRI LANKA			4,800
	TRINIDAD AND TOBAGO			6,600
	UNITED KINGDOM OF GT BRITAIN			625,500
9021500000	PACEMAKERS FOR STIMULATING HEART MUSCLES, EXC PTS	NO	12,953	27,730,235
	AUSTRALIA		1,917	2,747,744
	HONG KONG		1,370	1,859,162
	IRELAND		372	516,258
	JAPAN		1,001	361,295
	NETHERLANDS		8,291	22,203,178
	SWITZERLAND		1	15,598
	TRINIDAD AND TOBAGO		1	27,000
9021900000	APPLIANCES WORN,CARRIED,IMPLANTED IN BODY&PT,NESOI	X		11,634,867
	BRAZIL			280,063
	CANADA			6,404
	DOMINICAN REPUBLIC			20,632
	GERMANY			22,028
	IRELAND			1,187,737
	JAMAICA			9,082
	MEXICO			3,360
	NETHERLAND ANTIL. EXC ARUBA			79,046
	NETHERLANDS			720,327

TABLE - 5 EXPORTS FROM PUERTO RICO TO FOREIGN COUNTRIES,
BY COMMODITY AND COUNTRY OF DESTINATION
FISCAL YEAR 2003

COMM CODE	DESCRIPTION AND COUNTRY	UNIT	QUANTITY	VALUE - $
	SOUTH AFRICA,REP.OF			4,981
	THAILAND			31,250
	TRINIDAD AND TOBAGO			13,677
	UNITED KINGDOM OF GT BRITAIN			9,256,280
9022140000	APPTS BASE ON X-RAY, MEDICAL,SURGICAL,VETNRY,NESOI	X		750,000
	FINLAND			750,000
9022190000	APPARATUS BASE ON X-RAY FOR OTH USE,EX MEDICAL,ETC	X		7,348
	CHINA (TAIWAN)			7,348
9022294000	APPTS, ALPHA,BETA,ETC RADIATION FOR SMOKE DETECTOR	NO	1	3,626
	TRINIDAD AND TOBAGO		1	3,626
9022902000	HIGH TENSION GENERATORS,DESKS,CHAIR,ETC	X		20,674
	DOMINICAN REPUBLIC			3,692
	SAINT LUCIA			16,982
9022904000	PARTS AND ACCESSORIES OF X-RAY TUBES	X		5,791
	BARBADOS			5,791
9022906000	PTS OF APPARATUS BASED ON THE USE OF X-RAYS	X		77,685
	BARBADOS			6,885
	MARTINIQUE			9,923
	TRINIDAD AND TOBAGO			60,877
9023000000	INST, APPTS&MODELS,FOR DEMONSTRATIONAL USE& PARTS	X		50,000
	NETHERLANDS			50,000
9024800000	MACHINE&APPLIANCE,TEST HARDNESS,STRENGTH,ETC,NESOI	X		42,164
	DOMINICAN REPUBLIC			31,784
	TRINIDAD AND TOBAGO			10,380
9024900000	PTS, MACHINE & APPLN, TEST HARDNESS/STRENGTH, ETC	X		543,817
	DOMINICAN REPUBLIC			205,548
	KOREA,REP. OF (SOUTH KOREA)			122,018
	MEXICO			216,251
9025114000	THERMOMETERS LIQUID-FILLED, DIRECT READING, NESOI	NO	1	3,326
	TRINIDAD AND TOBAGO		1	3,326
9025198040	CLINICAL THERMOMETERS, NT COMBIND W OTH INST,NESOI	NO	641	32,000
	COSTA RICA		641	32,000
9025198080	THERMOMETERS, NT COMBINED WITH OTH INST, NESOI	NO	52	43,536
	SWITZERLAND		44	39,600
	TRINIDAD AND TOBAGO		8	3,936
9025900000	PTS, HYDROMETERS,THEROMETERS,PYROMETERS, ETC	X		3,386
	DOMINICAN REPUBLIC			3,386
9026107000	INST & APPRTS, MEAS/CHECK FLOW/LEVEL OF LIQ, NESOI	NO	23	28,300
	SWITZERLAND		22	19,800
	TRINIDAD AND TOBAGO		1	8,500
9026900000	PTS, INST & APPRTS MEASURE/CHECK VARIABLES LIQ/GAS	X		4,161
	TRINIDAD AND TOBAGO			4,161
9027100000	GAS OR SMOKE ANALYSIS APPARATUS	X		469,356
	ARUBA			434,932
	SAUDI ARABIA			4,000
	TRINIDAD AND TOBAGO			30,424
9027206050	LIQUID CHROMATOGRAPHS	NO	2	16,171
	CHINA (TAIWAN)		2	16,171
9027304040	SPECTROPHOTOMETERS USING OPTICAL RAD NONELECTRICAL	NO	4	24,350
	ARUBA		1	3,500
	BARBADOS		1	6,350
	HONG KONG		1	9,500
	MOLDOVA		1	5,000
9027304080	ELEC SPECTROMETERS & SPECTROGRAPHS ETC., OPT RADTN	NO	23	58,146
	ANTIGUA AND BARBUDA		22	54,725
	MONTSERRAT		1	3,421
9027308080	SPECTROMETERS & SPECTROGRAPH,OPT RAD,NONELEC,NESOI	NO	75	89,017
	DOMINICAN REPUBLIC		75	89,017
9027505000	OTH CHEM ANALYSIS INSTRUMENTS & APPARATUS, NESOI	NO	13	8,840
	BARBADOS		12	2,988
	TRINIDAD AND TOBAGO		1	5,852
9027509000	INST,PHYSICAL/CHEM ANALYSIS OPT RADIATION,NESOI	NO	125	32,164
	INDIA		80	25,450
	SINGAPORE		45	6,714
9027801000	NUCLEAR MAGNETIC RESONANCES INST EXC HEADING 9018	NO	1	3,159
	GERMANY		1	3,159
9027802000	MASS SPECTROMETERS	NO	3	28,203

TABLE - 5 EXPORTS FROM PUERTO RICO TO FOREIGN COUNTRIES,
BY COMMODITY AND COUNTRY OF DESTINATION
FISCAL YEAR 2003

COMM CODE	DESCRIPTION AND COUNTRY	UNIT	QUANTITY	VALUE - $
	CHINA (TAIWAN)		3	28,203
9027803200	CHEMICAL INSTRUMENTS AND APPARATUS, NESOI	NO	76	69,825
	ITALY		76	69,825
9027803500	PHYS ANALYSIS INST, EXC OPTICAL RADIATIONS, NESOI	NO	10	24,918
	CHINA (TAIWAN)		8	7,720
	SAINT VINCENT AND GRENADINES		2	17,198
9027808000	INST, MEASURING/CHECKING VISCOSITY ETC, NESOI	NO	60	30,341
	DOMINICAN REPUBLIC		6	3,040
	GUATEMALA		1	7,250
	GUYANA		10	2,864
	KOREA,REP. OF (SOUTH KOREA)		4	10,447
	NETHERLAND ANTIL. EXC ARUBA		39	6,740
9027908950	PTS & ACCESS OF INST & APPTS FOR PHYSICAL/CHEM ETC	X		29,223
	BARBADOS			3,500
	COSTA RICA			10,000
	ISRAEL			11,875
	LITHUANIA			3,848
9028200000	LIQUID METERS	NO	239	142,653
	ANGUILLA		91	3,185
	ANTIGUA AND BARBUDA		6	5,370
	BAHAMAS		8	7,055
	BELIZE		50	46,500
	BRITISH VIRGIN ISLANDS		40	36,300
	GERMANY		43	39,293
	NETHERLAND ANTIL. EXC ARUBA		1	4,950
9028900080	PTS &ACCESSORIES,GAS,LIQUID OR PRODUCTION METERS	X		242,634
	BARBADOS			4,260
	CHINA (TAIWAN)			183,051
	COLOMBIA			41,547
	VENEZUELA			13,776
9029100000	REVOLUTION COUNTERS, PRODUCTION COUNTERS, ETC	X		5,666
	NETHERLAND ANTIL. EXC ARUBA			5,666
9029900000	PTS FOR REVOLUTION COUNTERS, ODOMETER, ETC	X		439,992
	BARBADOS			11,293
	BULGARIA			251,765
	CANADA			7,876
	NETHERLANDS			79,949
	UNITED KINGDOM OF GT BRITAIN			89,109
9030390040	APPARATUS TO TEST VOLTAGE OR CURRENT OR RESISTANCE	X		100,766
	CZECH REPUBLIC			3,840
	DOMINICAN REPUBLIC			52,746
	JAPAN			4,000
	NETHERLAND ANTIL. EXC ARUBA			34,300
	TRINIDAD AND TOBAGO			5,880
9030390080	INST&APPTS FOR MEASURING/CHECKING POWER, NESOI	X		160,327
	CHINA (TAIWAN)			18,800
	DOMINICAN REPUBLIC			138,544
	NETHERLAND ANTIL. EXC ARUBA			2,983
9030400000	OTH INST, SPECIALLY DESIGNED FOR TELECOMMUNICATION	X		54,047
	GRENADA			9,900
	ISRAEL			21,127
	SAINT KITTS AND NEVIS			6,853
	TRINIDAD AND TOBAGO			2,830
	VENEZUELA			13,337
9030820000	INST TO CHECK SEMICONDUCT WAFERS &SUCH THAT RECORD	NO	24	9,790
	GERMANY		24	9,790
9030830000	INST & APP WITH RECORDING DEVICE, NESOI	X		27,950
	CHINA (TAIWAN)			27,950
9030890000	INST,MEASURING/CHECKING ELECTRICAL QUANTITIE,NESOI	X		401,960
	DOMINICAN REPUBLIC			48,207
	IRELAND			33,674
	ISRAEL			203,029
	SINGAPORE			117,050
9030908050	PARTS AND ACCESS OF ARTI OF SUBHDG 9030.82 OR .83	X		8,690
	GERMANY			8,690
9031498000	OPTICAL INSTRUMENTS AND APPLIANCES NESOI	X		4,282
	ITALY			4,282

TABLE - 5 EXPORTS FROM PUERTO RICO TO FOREIGN COUNTRIES,
BY COMMODITY AND COUNTRY OF DESTINATION
FISCAL YEAR 2003

COMM CODE	DESCRIPTION AND COUNTRY	UNIT	QUANTITY	VALUE - $
9031808060	EQUIP, TESTING ELEC CHARACTERISTICS OF ENGINES	X		269,257
	DOMINICAN REPUBLIC			145,197
	IRELAND			111,200
	MARTINIQUE			2,860
	TRINIDAD AND TOBAGO			10,000
9031808070	EQUIP, TESTING EXC ELEC CHARACTERISTICS OF ENGINES	X		5,000
	SAINT KITTS AND NEVIS			5,000
9031808080	MEASURE/CHECK INST,APPLN&MACHINES,NESOI IN CHAP 90	X		76,671
	DOMINICAN REPUBLIC			41,202
	JAMAICA			5,672
	NETHERLAND ANTIL. EXC ARUBA			13,530
	TRINIDAD AND TOBAGO			16,267
9031900000	PTS, OF MACH NESOI IN THIS CHAP,& PROFILE PROJECTR	X		49,458
	GUADELOUPE			2,557
	GUYANA			3,033
	NETHERLAND ANTIL. EXC ARUBA			2,566
	SAINT VINCENT AND GRENADINES			2,924
	TRINIDAD AND TOBAGO			38,378
9032100000	THERMOSTATS	NO	2,018	150,219
	DOMINICAN REPUBLIC		218	128,300
	POLAND		200	16,863
	SAINT KITTS AND NEVIS		1,600	5,056
9032810080	HYDRAULIC&PNEUMATIC INST&APPRTS, EXC INDUSTRIAL	NO	1	4,477
	NETHERLAND ANTIL. EXC ARUBA		1	4,477
9032893000	AUTOMATIC VOLTAGE AND VOLTAGE-CURRENT REGULATORS	X		14,305
	ARUBA			10,000
	BRITISH VIRGIN ISLANDS			4,305
9032896020	CONTROL INST,AIR CONDITIONING,HEATING SYSTEMS ETC	X		4,713
	TRINIDAD AND TOBAGO			4,713
9032896085	AUTOMATIC REGULATING/CONTROLLING INST NESOI	X		64,791
	CANADA			64,791
9032900000	PTS, AUTOM REGULATING/CONTROLLING INST & APPRTS	X		1,235,802
	BARBADOS			5,877
	CHINA,PEOPLE'S REP.(MAINLAND)			1,175,730
	SWEDEN			54,195
9033000000	PTS, NESOI FOR MACHINES,APPLN,INST/APPTS OF CHAP90	X		643,710
	ANTIGUA AND BARBUDA			11,306
	ARUBA			20,031
	BARBADOS			144,633
	BERMUDA			19,531
	BRITISH VIRGIN ISLANDS			8,790
	DOMINICA			3,689
	DOMINICAN REPUBLIC			45,337
	GRENADA			6,532
	GUADELOUPE			9,288
	ITALY			21,154
	MARTINIQUE			2,883
	NETHERLAND ANTIL. EXC ARUBA			122,859
	SAINT KITTS AND NEVIS			57,116
	SAINT LUCIA			47,374
	SWITZERLAND			6,618
	TRINIDAD AND TOBAGO			116,569
	CLOCKS AND WATCHES AND PARTS THEREOF	TOTAL		5,174,145
9101110000	WRST WATCH, ELEC OPER,PRECIOUS METAL, MECH DISPLAY	NO	13,685	751,938
	ANGUILLA		56	2,571
	ARUBA		1,936	123,597
	BARBADOS		126	25,501
	BRITISH VIRGIN ISLANDS		3	10,365
	GUADELOUPE		442	49,274
	NETHERLAND ANTIL. EXC ARUBA		11,113	503,511
	SAINT KITTS AND NEVIS		3	9,803
	SAINT LUCIA		3	12,923
	SAINT VINCENT AND GRENADINES		1	4,868
	TRINIDAD AND TOBAGO		2	9,525
9101120000	WRIST WATCH,ELEC OPER,PRECIOUS METAL,OPTO-ELEC DSP	NO	4	21,715

TABLE - 5 EXPORTS FROM PUERTO RICO TO FOREIGN COUNTRIES,
BY COMMODITY AND COUNTRY OF DESTINATION
FISCAL YEAR 2003

COMM CODE	DESCRIPTION AND COUNTRY	UNIT	QUANTITY	VALUE - $
	BARBADOS		1	9,328
	CAYMAN ISLANDS		1	9,066
	NETHERLAND ANTIL. EXC ARUBA		2	3,321
9101190000	WRIST WATCH, ELECTRICALLY OPER,PRECIOUS METAL, NES	NO	926	147,070
	DOMINICAN REPUBLIC		481	109,917
	NETHERLAND ANTIL. EXC ARUBA		93	13,960
	SWITZERLAND		352	23,193
9101210000	WRST WATCH, NT BATTERY, PRECIOUS METAL, AUTOMATIC	NO	6	29,312
	NETHERLAND ANTIL. EXC ARUBA		6	29,312
9101910000	OTH WATCH, PRECIOUS METAL, ELEC OPR,EXC WRST WATCH	NO	91	21,178
	ARUBA		90	17,553
	NETHERLAND ANTIL. EXC ARUBA		1	3,625
9101990000	OTH WATCH, PRCS METAL, NT BATTERY, EXC WRIST WATCH	NO	11,456	299,000
	SWITZERLAND		11,456	299,000
9102110000	WRST WATCH, ELEC OPER,MECHANICAL DISPLY,BASE METAL	NO	11,619	451,134
	BRITISH VIRGIN ISLANDS		53	2,960
	MEXICO		10,000	139,000
	NETHERLAND ANTIL. EXC ARUBA		1,566	309,174
9102120000	WRIST WATCH,BATTRY POWERED,OPTO-ELEC DISP,BASE MTL	NO	6,000	51,000
	PANAMA		6,000	51,000
9102190000	WRIST WATCHES, ELEC OPR,W OTHER DISPLY, BASE METAL	NO	714	52,633
	DOMINICAN REPUBLIC		619	26,432
	NETHERLAND ANTIL. EXC ARUBA		95	26,201
9102210000	WRST WATCH, NT BATTERY, CASE BASE METAL, AUTOMATIC	NO	1,956	198,663
	ARUBA		807	21,095
	BARBADOS		1	2,782
	NETHERLAND ANTIL. EXC ARUBA		1,023	167,942
	TRINIDAD AND TOBAGO		125	6,844
9102290000	WRIST WATCHES, NT BATTERY, BASE METAL, W/O AUTOMAT	NO	6	21,061
	ARGENTINA		1	3,290
	ARUBA		3	8,164
	NETHERLAND ANTIL. EXC ARUBA		1	2,743
	NEW CALEDONIA		1	6,864
9102910000	OTH WATCH, BASE METAL, ELEC OPER,EXCEPT WRST WATCH	NO	600	3,567
	CANADA		600	3,567
9102990000	OTH WATCH, BASE METAL, NT ELEC OPR,EXC WRIST WATCH	NO	1,163	53,383
	BARBADOS		486	10,690
	MARTINIQUE		1	4,944
	NETHERLAND ANTIL. EXC ARUBA		675	34,966
	SAINT LUCIA		1	2,783
9103100000	CLOCKS W WATCH MOVEMENTS,ELEC OPR, EXC CLK OF 9104	NO	6	3,000
	BRITISH VIRGIN ISLANDS		6	3,000
9105910000	OTH CLKS, ELECTRICALLY OPER, EXC ALARM & WALL CLK	NO	1	3,000
	NETHERLAND ANTIL. EXC ARUBA		1	3,000
9106100000	TIME REGISTERS; TIME-RECORDERS	NO	26,436	60,899
	BULGARIA		3,318	11,132
	MEXICO		1	3,450
	NETHERLANDS		40	11,390
	UNITED KINGDOM OF GT BRITAIN		23,077	34,927
9111800000	WATCH CASES, NESOI	NO	10	2,700
	NETHERLAND ANTIL. EXC ARUBA		10	2,700
9113100000	WATCH BANDS ETC,OF PRCS METAL/METAL CLAD W PRCS MT	X		40,235
	ARUBA			40,235
9113900000	PARTS FOR WATCH STRAPS, BANDS, AND BRACELETS,NESOI	X		63,131
	NETHERLAND ANTIL. EXC ARUBA			63,131
9114300000	CLOCK OR WATCH DIALS	NO	26	4,992
	NETHERLAND ANTIL. EXC ARUBA		26	4,992
9114900000	PARTS FOR CLOCKS OR WATCHES, NESOI	X		2,894,534
	BARBADOS			9,184
	SWITZERLAND			2,885,350
	MUSICAL INSTRUMENTS; PARTS AND ACCESSORIES OF SUCH ARTICLES	TOTAL		270,367
9201100000	UPRIGHT PIANOS	NO	1	4,890
	BRITISH VIRGIN ISLANDS		1	4,890
9202903000	GUITARS	NO	288	15,216

TABLE - 5 EXPORTS FROM PUERTO RICO TO FOREIGN COUNTRIES,
BY COMMODITY AND COUNTRY OF DESTINATION
FISCAL YEAR 2003

COMM CODE	DESCRIPTION AND COUNTRY	UNIT	QUANTITY	VALUE - $
	DOMINICAN REPUBLIC		138	4,416
	SPAIN		150	10,800
9202906000	STRING MUSICAL INSTRUMENTS, NESOI	NO	260	46,545
	GERMANY		136	22,103
	JAPAN		44	7,161
	KOREA,REP. OF (SOUTH KOREA)		20	7,455
	NETHERLANDS		22	3,578
	SPAIN		38	6,248
9205100000	BRASS-WIND INSTRUMENTS	NO	7,616	79,344
	MEXICO		7,616	79,344
9206000000	PERCUSSION MUSICAL INSTRUMENTS	NO	53	7,650
	JAPAN		53	7,650
9207100020	MUSIC SYNTHESIZERS, OTHER THAN ACCORDIONS	NO	49	40,000
	DOMINICAN REPUBLIC		49	40,000
9207100080	KEYBOARD INSTRUMENTS, OTHER THAN ACCORDIANS, NESOI	NO	24	4,280
	NETHERLAND ANTIL. EXC ARUBA		24	4,280
9207900080	MUSICAL INSTRUMENTS, ELECTRICALLY AMPLIFIED, NESOI	NO	312	48,195
	BARBADOS		19	2,691
	NAMIBIA		220	31,560
	NETHERLAND ANTIL. EXC ARUBA		42	9,620
	TRINIDAD AND TOBAGO		31	4,324
9208900040	MUSICAL INST, NOT IN ANY OTHER HEADING OF CHAP. 92	NO	34	8,135
	NETHERLAND ANTIL. EXC ARUBA		34	8,135
9209920000	PTS & ACCESSORIES FOR MUSICAL INST OF HEADING 9202	X		12,391
	FRANCE			12,391
9209990000	PTS & ACCESSORIES FOR EX. CARDS, DISCS, ETC, NESOI	X		3,721
	BARBADOS			3,721
	ARMS AND AMMUNITION;PARTS AND ACCESSORIES THEREOF	TOTAL		18,135
	ARMS AND AMMUNITION;PARTS AND ACCESSORIES THEREOF	TOTAL		18,135
9306290000	AIR GUN PELLETS, NESOI	X		10,000
	NETHERLANDS			10,000
9306308000	PARTS OF CARTRIDGES, NESOI	X		8,135
	ISRAEL			8,135
	MISCELLANEOUS MANUFACTURED ARTICLES	TOTAL		7,967,742
	FURNITURE;BEDDING,MATTRESSES,MATTRESS SUPPORTS,CUSHIONS AND SIMILAR STUFFED FURNISHINGS;LAMPS AND LIGHTING FITTINGS, NOT ELSEWHERE SPECIFIED OR INCLUDED; ILLUMINATED SIGNS, ILLUMINATED NAME-PLATES AND THE LIKE,PREFABRICATED BUILDINGS	TOTAL		2,041,139
9401400000	SEATS EXC GARDEN SEATS/CAMPING EQUIP, CONVT TO BED	NO	302	40,937
	DOMINICAN REPUBLIC		302	40,937
9401613000	UPHOLSTERED CHAIRS WITH WOODEN FRAMES	NO	27	10,030
	BRITISH VIRGIN ISLANDS		10	2,530
	SAINT VINCENT AND GRENADINES		17	7,500
9401616000	SEATS WITH WOODEN FRAMES, UPHOLSTERED, NESOI	NO	1,486	62,798
	DOMINICAN REPUBLIC		475	27,438
	GRENADA		1,011	35,360
9401710000	SEATS WITH METAL FRAMES, UPHOLSTERED	NO	9,475	13,390
	DOMINICAN REPUBLIC		74	4,390
	SAINT KITTS AND NEVIS		9,401	9,000
9401790000	SEATS WITH METAL FRAMES, EXCEPT UPHOLSTERED	NO	340	4,250
	DOMINICAN REPUBLIC		340	4,250
9401901080	SEAT PARTS OF A KIND USED FOR MOTOR VEHICLES,NESOI	X		10,622
	DOMINICAN REPUBLIC			10,622
9401906000	PARTS OF SEATS, NESOI	X		26,820
	BRITISH VIRGIN ISLANDS			7,614
	DOMINICAN REPUBLIC			19,206

TABLE - 5 EXPORTS FROM PUERTO RICO TO FOREIGN COUNTRIES,
BY COMMODITY AND COUNTRY OF DESTINATION
FISCAL YEAR 2003

COMM CODE	DESCRIPTION AND COUNTRY	UNIT	QUANTITY	VALUE - $
9402100000	DENTISTS', BARBERS OR SIMILAR CHAIRS AND PARTS	X		10,853
	BRITISH VIRGIN ISLANDS			10,853
9402900010	HOSPITAL FURNITURE	X		10,458
	ECUADOR			10,458
9402900020	MEDICAL SURGICAL DENTAL/VETERNARY FURNITURE, NESOI	X		52,837
	ARUBA			11,396
	DOMINICAN REPUBLIC			6,600
	GUYANA			9,000
	NAMIBIA			19,781
	NETHERLAND ANTIL. EXC ARUBA			6,060
9403100040	METAL FURNITURE OF A KIND USED IN OFFICE, NESOI	X		170,857
	BELGIUM			24,000
	BRAZIL			8,000
	BRITISH VIRGIN ISLANDS			8,844
	CHILE			28,000
	COSTA RICA			15,000
	DOMINICAN REPUBLIC			31,013
	FINLAND			5,000
	MEXICO			12,000
	PANAMA			11,000
	SPAIN			23,000
	VENEZUELA			5,000
9403200010	METAL FURNITURE OF A KIND USED IN HOUSEHOLD	X		177,380
	BRITISH VIRGIN ISLANDS			3,380
	DOMINICAN REPUBLIC			10,000
	PANAMA			164,000
9403200020	METAL FURNITURE COUNTERS, LOCKERS ETC, EXC OFFICE	X		53,109
	COSTA RICA			12,932
	DOMINICAN REPUBLIC			25,918
	VENEZUELA			14,259
9403200030	METAL FURNITURE AND PARTS, NESOI	X		264,610
	BRITISH VIRGIN ISLANDS			4,742
	DOMINICAN REPUBLIC			259,868
9403300000	WOODEN FURNITURE OF A KIND USED IN OFFICES	X		9,175
	DOMINICAN REPUBLIC			9,175
9403409500	WOODEN FURNITURE USED IN KITCHEN, EXC CABINET	X		42,607
	DOMINICAN REPUBLIC			42,607
9403600000	WOODEN FURNITURE, NESOI	X		184,551
	ANTIGUA AND BARBUDA			8,456
	ARUBA			12,780
	CHILE			4,500
	DOMINICAN REPUBLIC			155,815
	IRELAND			3,000
9403700000	FURNITURE OF PLASTICS	X		17,020
	DOMINICAN REPUBLIC			17,020
9403800000	FURNITURE OF CANE, BAMBOO OR SIMLR MATERIAL, NESOI	X		140,879
	BRITISH VIRGIN ISLANDS			6,903
	DOMINICAN REPUBLIC			23,364
	PANAMA			110,612
9403905500	PTS, OF FURNITURE RUB/PLASTIC FOR MOTOR VEHICLES	X		2,541
	BRITISH VIRGIN ISLANDS			2,541
9403907000	FURNITURE PARTS OF WOOD	X		24,832
	BRITISH VIRGIN ISLANDS			11,982
	CAYMAN ISLANDS			2,850
	NETHERLAND ANTIL. EXC ARUBA			10,000
9403909000	PARTS OF FURNITURE NESOI	X		284,674
	BRITISH VIRGIN ISLANDS			16,359
	DOMINICAN REPUBLIC			265,515
	NETHERLANDS			2,800
9404100000	MATTRESS SUPPORTS	NO	208	6,840
	NETHERLAND ANTIL. EXC ARUBA		208	6,840
9404210000	MATTRESS OF CELLULAR RUBBER OR PLASTICS	NO	640	102,429
	BRITISH VIRGIN ISLANDS		270	16,438
	DOMINICAN REPUBLIC		100	14,945
	NETHERLAND ANTIL. EXC ARUBA		25	7,556
	TRINIDAD AND TOBAGO		245	63,490
9404904000	PILLOWS, CUSHIONS, AND SIMILAR FURNISHING	X		17,560

TABLE - 5 EXPORTS FROM PUERTO RICO TO FOREIGN COUNTRIES,
BY COMMODITY AND COUNTRY OF DESTINATION
FISCAL YEAR 2003

COMM CODE	DESCRIPTION AND COUNTRY	UNIT	QUANTITY	VALUE - $
	DOMINICAN REPUBLIC			14,671
	TRINIDAD AND TOBAGO			2,889
9404907000	MATTRESS SUPPORTS COTTON NOT HAVING EMBROIDERY ETC	X		4,590
	DOMINICAN REPUBLIC			4,590
9405103000	CHANDELIERS, ELEC CEILING/WALL LGHT, EXC HOUSEHOLD	NO	349	57,414
	ANTIGUA AND BARBUDA		31	5,120
	ARUBA		56	7,360
	BARBADOS		196	35,040
	SINGAPORE		66	9,894
9405201000	ELEC TABLE, DESK, BEDSIDE/FLOOR LAMP FOR HOUSEHOLD	NO	319	35,467
	BARBADOS		1	3,772
	DOMINICAN REPUBLIC		318	31,695
9405400000	ELECTRIC LAMPS AND LIGHTING FITTINGS, NESOI	NO	200	5,399
	CANADA		200	5,399
9405500000	NON-ELECTRICAL LAMPS AND LIGHTING FITTINGS	NO	552	13,796
	ISRAEL		552	13,796
9405600000	ILLUMINATED SIGNS, ILLUMINATED NAMEPLATES AND THE	NO	2	9,436
	BRITISH VIRGIN ISLANDS		1	5,236
	NETHERLAND ANTIL. EXC ARUBA		1	4,200
9405910000	PARTS OF GLASS FOR LAMPS AND LIGHTING FITTINGS	X		16,921
	DOMINICAN REPUBLIC			16,921
9405920000	LAMPS PARTS OF PLASTICS	X		11,260
	ARUBA			11,260
9405990000	PARTS FOR LAMPS AND LIGHTING FITTINGS, NESOI	X		74,335
	CANADA			16,907
	DOMINICAN REPUBLIC			57,428
9406004000	PREFABRICATED BUILDINGS OF WOOD	NO	1	45,136
	BARBADOS		1	45,136
9406008090	PREFABRICATED BUILDINGS, NESOI	NO	369	25,326
	BRITISH VIRGIN ISLANDS		369	25,326
	TOYS,GAMES AND SPORTS EQUIPMENT;			
	PARTS AND ACCESSORIES THEREOF	TOTAL		2,182,862
9501005000	WHEELED TOYS TO BE RIDDEN BY CHILDREN & PARTS	X		201,960
	CHINA,PEOPLE'S REP.(MAINLAND)			201,960
9502100000	DOLLS, WHETHER OR NOT DRESSED	NO	9,145	30,532
	TRINIDAD AND TOBAGO		9,145	30,532
9502990000	PTS FOR DOLLS REPRESENTING ONLY HUMAN BEINGS,NESOI	X		3,500
	GUADELOUPE			3,500
9503410000	STUFFED TOYS (ANIMALS / NON-HUMAN); PRTS NESOI	X		10,526
	DOMINICAN REPUBLIC			10,526
9503700000	TOYS, PUT UP IN SETS OR OUTFITS & PTS & ACC, NESOI	NO	353	25,475
	SAINT KITTS AND NEVIS		353	25,475
9503900000	TOYS AND MODELS NESOI AND PARTS NESOI	X		29,013
	CHILE			8,199
	VENEZUELA			20,814
9504100000	VDEO GMS USED WITH A TV RECEIVER PRTS AND ACCES	X		86,043
	ARUBA			14,405
	BARBADOS			6,155
	CANADA			3,066
	NETHERLAND ANTIL. EXC ARUBA			49,959
	SAINT KITTS AND NEVIS			12,458
9504200000	ARTICLES, PTS & ACC FOR BILLIARDS INCL POCKET BILR	X		31,910
	DOMINICAN REPUBLIC			14,850
	SAINT KITTS AND NEVIS			17,060
9504300050	GAMES, COIN-OR TOKEN-OPERATED, NESOI	X		20,020
	ARUBA			13,000
	DOMINICAN REPUBLIC			7,020
9504400000	PLAYING CARDS	PK	68,486	50,200
	BARBADOS		68,486	50,200
9504904000	GAMES MACHINES, EXC COIN-OR TOKEN-OPERATED, PTS	X		18,102
	NETHERLAND ANTIL. EXC ARUBA			18,102
9504909060	BOWLING EQUIPMENT AND PARTS AND ACCESSORIES	X		36,000
	SAINT KITTS AND NEVIS			36,000
9504909080	ARTICLES FOR ARCADE, TABLE OR PARLOR GAMES, NESOI	X		55,100
	ARUBA			55,100

TABLE - 5 EXPORTS FROM PUERTO RICO TO FOREIGN COUNTRIES,
BY COMMODITY AND COUNTRY OF DESTINATION
FISCAL YEAR 2003

COMM CODE	DESCRIPTION AND COUNTRY	UNIT	QUANTITY	VALUE - $
9505102000	CHRISTMAS TREE ORNAMENTS; OTHER THAN GLASS	X		71,486
	DOMINICAN REPUBLIC			67,848
	GUADELOUPE			3,638
9505103000	NATIVITY SCENES AND FIGURES THEREOF	X		12,000
	ARGENTINA			12,000
9505105020	ARTICLS FOR CHRISTMAS FESTIV & PTS,EX PLASTIC, NES	X		20,453
	NETHERLAND ANTIL. EXC ARUBA			20,453
9505902000	MAGIC TRICKS AND PRACTICAL JOKE ARTICLES, & PARTS	X		1,169,887
	ARUBA			10,000
	DOMINICAN REPUBLIC			1,159,887
9505906000	FESTIVE, OR OTHER ENTERTAINMENT ARTICLES, NESOI	X		93,400
	DOMINICAN REPUBLIC			93,400
9506190000	OTH SNOW-SKI EQUIPMENT; PTS & ACCESSORIES, NESOI	X		8,766
	CHINA (TAIWAN)			3,766
	DOMINICAN REPUBLIC			5,000
9506210000	SAILBOARDS AND PARTS AND ACCESSORIES THEREOF	X		5,000
	ARUBA			5,000
9506290040	SURF BOARD & OTH WATER-SPORT EQUIP, PTS ETC, NESOI	X		2,582
	MARTINIQUE			2,582
9506310000	GOLF CLUBS, COMPLETE	NO	1	4,756
	BARBADOS		1	4,756
9506511000	LAWN-TENNIS RACKETS, WHETHER OR NOT STRUNG	NO	70	5,233
	BOSNIA-HERCEGOVINA		70	5,233
9506628020	BASKETBALLS	NO	81	5,334
	ARUBA		81	5,334
9506629000	INFLATABLE BALL, NESOI	X		6,145
	BARBADOS			6,145
9506695000	BALLS, EXC GOLF BALLS & TABLE-TENNIS BALLS, NESOI	X		6,662
	BARBADOS			6,662
9506910000	GYMANASIUM, OR OTH EXERCISE ARTICLES & EQUIP& PTS	X		55,965
	BRITISH VIRGIN ISLANDS			51,030
	KOREA,REP. OF (SOUTH KOREA)			4,935
9506997000	ARTICLES & EQUIP FOR GYMNASTICS, NESOI	X		28,634
	FRANCE			20,933
	UNITED KINGDOM OF GT BRITAIN			7,701
9507900000	LINE-FISHING TACKLE & HUNT/SHOOTING EQUIP & PTS,NE	X		28,178
	SAINT VINCENT AND GRENADINES			23,000
	SPAIN			5,178
9508900000	MERRY-GO-ROUNDS, OTH FAIRGROUND AMUSEMENTS, NESOI	X		60,000
	DOMINICAN REPUBLIC			60,000
	MISCELLANEOUS MANUFACTURED ARTICLES	TOTAL		3,743,741
9602001040	UNFILLED GELATIN CAPSULES	THS	48,834	170,920
	IRELAND		48,834	170,920
9603100000	BROOMS & BRUSHES, OF TWIGS/OTH VEG MAT BOUND	DOZ	2,805	479,017
	MEXICO		1,436	392,067
	NETHERLANDS		1,190	84,044
	SAINT KITTS AND NEVIS		179	2,906
9603210000	TOOTH BRUSHES	NO	5,266,190	2,462,894
	ANTIGUA AND BARBUDA		2,520	2,713
	ARUBA		46,940	84,835
	BAHAMAS		15,336	23,532
	BARBADOS		75,288	71,648
	BELGIUM		350	3,000
	BELIZE		24,360	23,231
	BRAZIL		472,704	79,430
	BRITISH VIRGIN ISLANDS		2,880	6,076
	CAYMAN ISLANDS		4,212	10,684
	CHILE		166,609	69,785
	CHINA,PEOPLE'S REP.(MAINLAND)		332,640	66,700
	COLOMBIA		63,120	40,749
	DOMINICAN REPUBLIC		268,991	153,200
	ECUADOR		135,168	70,166
	GERMANY		164,208	30,431
	GRENADA		2,616	3,203
	GUATEMALA		1,110,912	217,914

TABLE - 5 EXPORTS FROM PUERTO RICO TO FOREIGN COUNTRIES,
BY COMMODITY AND COUNTRY OF DESTINATION
FISCAL YEAR 2003

COMM CODE	DESCRIPTION AND COUNTRY	UNIT	QUANTITY	VALUE - $
	GUYANA		41,760	43,153
	ISRAEL		225,792	107,458
	JAMAICA		94,356	96,130
	MEXICO		1,543,680	841,070
	NETHERLAND ANTIL. EXC ARUBA		67,521	95,535
	NETHERLANDS		86,000	26,660
	PERU		17,856	15,653
	SAINT LUCIA		2,592	3,176
	SURINAME		6,840	6,400
	TRINIDAD AND TOBAGO		211,301	205,811
	VENEZUELA		79,638	64,551
9603290000	SHAVING BRUSHES, HAIRBRUSHES, ETC FOR PERSON	NO	568	2,802
	DOMINICAN REPUBLIC		568	2,802
9603300000	ARTISTS BRUSHES, & SIMILAR BRUSHES FOR COSEMTICS	NO	2,980	12,666
	DOMINICAN REPUBLIC		600	4,478
	TRINIDAD AND TOBAGO		2,380	8,188
9603404020	PAINT PADS	NO	4,436	6,649
	DOMINICAN REPUBLIC		4,436	6,649
9603900000	HAND-OPERATED MECHANICAL FLOOR SWEEPER ETC, NESOI	NO	400	5,544
	FRANCE		400	5,544
9606210000	BUTTONS OF PLASTICS, NOT COVERED WITH TEXT MATERLS	GRS	7,783	11,806
	INDONESIA		5,485	8,320
	MEXICO		2,298	3,486
9606290000	BUTTONS, NESOI	GRS	1,301	3,531
	DOMINICAN REPUBLIC		1,301	3,531
9608100000	BALL POINT PENS	GRS	8	12,041
	DOMINICAN REPUBLIC		4	9,358
	TRINIDAD AND TOBAGO		4	2,683
9608990000	PARTS OF PENS, ETC, NESOI	X		4,203
	BRITISH VIRGIN ISLANDS			4,203
9609900000	PENCILS AND CRAYONS, ETC, NESOI	GRS	9,213	4,606
	ANGUILLA		9,213	4,606
9611000000	DATE SEALING OR NUMBERING STAMPS,ETC FOR HAND OPER	X		3,380
	BRITISH VIRGIN ISLANDS			3,380
9612101000	RIBBONS <30MM IN PLST/MTL CRTRDGES FOR TYPEWRITERS	DOZ	44,820	509,824
	GERMANY		14,389	473,184
	NETHERLANDS		30,431	36,640
9612109000	TYPEWRITER OR SIMILAR RIBBONS, NESOI	DOZ	181	5,947
	DOMINICAN REPUBLIC		181	5,947
9613801090	LIGHTERS, NESOI	NO	1,500	5,240
	NAMIBIA		1,500	5,240
9615907000	CURLING PINS, CURLING GRIPS ETC,& THE LIKE & PARTS	X		2,830
	DOMINICAN REPUBLIC			2,830
9616200000	POWDER PUFFS & PADS TO APPLY COSMETICS,TOILET PREP	KG	19,371	36,263
	DOMINICAN REPUBLIC		2,320	13,620
	GUADELOUPE		17,026	20,000
	NETHERLAND ANTIL. EXC ARUBA		25	2,643
9618000000	TAILORS' DUMMIES & OTHR MANNEQUINS FOR DISPLAY	X		3,578
	DOMINICAN REPUBLIC			3,578
	WORK OF ART,COLLECTORS PIECES AND ANTIQUES	TOTAL		83,916
	WORK OF ART,COLLECTORS PIECES AND ANTIQUES	TOTAL		83,916
9701100000	PAINTINGS, DRAWING AND PASTELS EXC OF HEADING 4906	X		74,277
	ANTIGUA AND BARBUDA			14,668
	COSTA RICA			4,000
	DOMINICAN REPUBLIC			23,415
	FRANCE			10,000
	NETHERLAND ANTIL. EXC ARUBA			22,194
9705000060	NUMISMATIC (COLLECTORS') COINS EXCEPT GOLD	X		9,639
	ISRAEL			9,639
	SPECIAL CLASSIFICATION PROVISIONS	TOTAL		16,694,502

TABLE - 5 EXPORTS FROM PUERTO RICO TO FOREIGN COUNTRIES,
BY COMMODITY AND COUNTRY OF DESTINATION
FISCAL YEAR 2003

COMM CODE	DESCRIPTION AND COUNTRY	UNIT	QUANTITY	VALUE - $
	SPECIAL CLASSIFICATION PROVISIONS	TOTAL		16,694,502
9801100000	VALUE OF REPAIR/ALTER ARTICLES PREVIOUS IMPORTED	X		5,927,883
	ANTIGUA AND BARBUDA			24,048
	AUSTRALIA			43,699
	BARBADOS			3,750
	BELGIUM			4,092,931
	BERMUDA			6,088
	BRAZIL			9,213
	BRITISH VIRGIN ISLANDS			11,580
	CANADA			162,427
	CHINA (TAIWAN)			83,349
	COLOMBIA			82,913
	DENMARK			7,394
	DOMINICAN REPUBLIC			614,261
	GERMANY			13,633
	HONG KONG			36,919
	INDIA			8,500
	ISRAEL			17,120
	ITALY			10,902
	JAPAN			15,000
	MEXICO			3,000
	NETHERLAND ANTIL. EXC ARUBA			563,634
	SINGAPORE			2,770
	SPAIN			101,161
	SWITZERLAND			10,226
	TRINIDAD AND TOBAGO			3,365
9802100000	COMMINGLED FOOD PRODUCTS, DONATED, RELIEF/CHARITY	X		128,300
	DOMINICAN REPUBLIC			128,300
9802200000	MEDICINAL & PHARMACEUTICAL PRODUCTS, DONATED	X		1,856,897
	DOMINICA			4,324
	DOMINICAN REPUBLIC			78,500
	ECUADOR			7,790
	NAMIBIA			21,613
	PANAMA			1,712,357
	SAINT LUCIA			15,079
	SWITZERLAND			17,234
9802300000	ALL WEARING APPAREL, DONATED FOR RELIEF/CHARITY	X		566,846
	BAHAMAS			3,400
	DOMINICAN REPUBLIC			563,446
9802400000	ARTICLES DONATED FOR RELIEF OR CHARITY, NESOI	X		73,254
	AZERBAIJAN			13,068
	CUBA			48,000
	GEORGIA			12,186
9803100000	MILITARY WEARING APPAREL OF ALL TYPES & MATERIALS	X		296,694
	ISRAEL			51,000
	MALAYSIA			202,289
	SINGAPORE			43,405
9803200000	MILITARY EQUIPMENTS NOT IDENTIFIED BY KIND	X		361,121
	AUSTRALIA			144,263
	ISRAEL			39,200
	UNITED KINGDOM OF GT BRITAIN			177,658
9809005000	SHIPMENTS UNDER $20,001, NOT IDENTIFIED BY KIND	X		7,272,252
	ANGUILLA			60,434
	ANTIGUA AND BARBUDA			116,423
	ARGENTINA			30,243
	ARUBA			167,547
	AUSTRALIA			16,751
	BAHAMAS			12,587
	BAHRAIN			11,000
	BARBADOS			177,283
	BELGIUM			40,000
	BRAZIL			61,216
	BRITISH VIRGIN ISLANDS			151,713
	CHILE			113,887
	CHINA,PEOPLE'S REP.(MAINLAND)			114,774
	COLOMBIA			128,364

TABLE - 5 EXPORTS FROM PUERTO RICO TO FOREIGN COUNTRIES,
BY COMMODITY AND COUNTRY OF DESTINATION
FISCAL YEAR 2003

COMM CODE	DESCRIPTION AND COUNTRY	UNIT	QUANTITY	VALUE - $
	COSTA RICA			95,939
	DOMINICA			20,621
	DOMINICAN REPUBLIC			2,569,374
	ECUADOR			20,850
	EL SALVADOR			7,247
	FRANCE			16,579
	GERMANY			37,730
	GRENADA			148,752
	GUADELOUPE			36,538
	GUATEMALA			6,909
	GUYANA			6,364
	HAITI			12,230
	HONDURAS			53,490
	HONG KONG			60,846
	IRELAND			35,000
	ITALY			30,920
	JAMAICA			88,291
	JAPAN			171,600
	KENYA			7,333
	KOREA,REP. OF (SOUTH KOREA)			7,700
	KUWAIT			35,650
	MARTINIQUE			18,619
	MEXICO			53,737
	MONTSERRAT			2,592
	MOROCCO			15,000
	NETHERLAND ANTIL. EXC ARUBA			563,905
	NETHERLANDS			81,928
	NICARAGUA			18,496
	PANAMA			106,187
	PERU			57,539
	PHILIPPINES			11,200
	POLAND			8,400
	RUSSIA			3,440
	SAINT KITTS AND NEVIS			185,418
	SAINT LUCIA			193,907
	SAINT VINCENT AND GRENADINES			162,965
	SAUDI ARABIA			83,150
	SOUTH AFRICA,REP.OF			10,065
	SPAIN			17,500
	SWEDEN			24,040
	SWITZERLAND			15,106
	THAILAND			20,160
	TRINIDAD AND TOBAGO			170,460
	TURKEY			6,584
	UNITED ARAB EMIRATES			19,800
	UNITED KINGDOM OF GT BRITAIN			147,074
	VENEZUELA			602,795
9870003000	CANADIAN GOODS RETURNED	X		196,547
	CANADA			196,547
9870005000	NON-CANADIAN GOODS RETURNED TO CANADA	X		14,708
	CANADA			14,708

TABLE - 6 SHIPMENTS OF MERCHANDISE FROM PUERTO RICO TO VIRGIN ISLANDS, BY COMMODITY:
FISCAL YEAR 2003

COMM CODE	DESCRIPTION	UNIT	QUANTITY	VALUE - $
		TOTAL		72,040,570
	LIVE ANIMALS;ANIMAL PRODUCTS	TOTAL		630,270
	LIVE ANIMALS	TOTAL	3	47,000
0101901000	HORSES, LIVE, EXCEPT PUREBRED BREEDING	NO	3	47,000
	MEAT AND EDIBLE MEAT OFFAL	TOTAL	5,444	20,730
0201303550	MEAT BOVINE ANMLS BONELESS PROCESSED FRESH/CHILLED	KG	771	7,148
0207130000	CHICKEN CUTS & EDIBLE OFFAL (INCL LIVER) FRSH/CHLD	KG	2,473	5,419
0207140090	CHKN CUTS/EDBL OFFL(INC LVRS), FRZN, OTHER	KG	336	3,911
0207240000	TURKEYS, NOT CUT IN PIECES, FRESH OR CHILLED	KG	1,864	4,252
	FISH AND CRUSTACEANS, MOLLUSCS AND OTHER AQUATIC INVERTEBRATES	TOTAL	5,592	26,576
0302120042	SOCKEYE (RED) SALMON FRSH/CHILLD EX FILLET/LVR/ROE	KG	3,195	9,489
0305594000	DRIED FISH, WHTHR OR NOT SALTED, NOT SMOKED, NESOI	KG	1,568	5,217
0306130040	SHRIMPS AND PRAWNS, PEELED, FROZEN	KG	829	11,870
	DAIRY PRODUCE;BIRDS EGGS;NATURAL HONEY EDIBLE PRODUCTS OF ANIMAL ORIGIN, NOT ELSEWHERE SPECIFIED OR INCLUDED	TOTAL	701,995	535,964
0402910000	MILK & CREAM WHTHR/NT CONCENTRATD NT SWEETND NESOI	KG	697,970	523,906
0402990000	MILK/CREAM, WHTHR/NOT CONCENTRATED, SWEETND, NESOI	KG	3,190	8,386
0405100000	BUTTER	KG	835	3,672
	VEGETABLES PRODUCTS	TOTAL		231,795
	LIVE TREES AND OTHER PLANTS; BULBS, ROOTS AND THE LIKE; CUT FLOWERS AND ORNAMENTAL FOLIAGE	TOTAL	6,754	48,901
0602100000	UNROOTED CUTTINGS AND SLIPS OF PLANTS, NESOI	NO	158	7,959
0602400000	ROSES, GRAFTED OR NOT	NO	1,909	14,222
0602906010	TREES AND SHRUBS WITH SOIL ATTACHED TO ROOTS	NO	22	4,387
0602909090	PLANTS, LIVE, WITHOUT SOIL ATTACHED TO ROOTS NESOI	NO	4,665	22,333
	EDIBLE VEGETABLES AND CERTAIN ROOTS AND TUBERS	TOTAL	49,364	26,580
0702000050	TOMATOES, FRESH OR CHILLED, NESOI	KG	1,364	2,960
0713104020	GREEN PEAS, EXCEPT SEED, DRIED, SHELLED	KG	48,000	23,620
	CEREALS	TOTAL	191,348	88,112
1006204060	RICE, SHORT GRAIN, HUSKED (BROWN)	KG	8,018	3,672
1006301040	RICE, SEMI/WHOLLY MILLED, PARBOILD NESOI INC MXTRS	KG	2,135	3,457
1006309010	RICE, SEMI/WHOLLY MILLED, NESOI, LONG GRAIN	KG	67,194	28,273
1006309020	RICE, SEMI/WHOLLY MILLED, NESOI, MEDIUM GRAIN	KG	114,001	52,710
	PRODUCTS OF THE MILLING INDUSTRY; MALT; STARCHES; INULIN; WHEAT GLUTEN	TOTAL	151,409	61,586
1101000000	WHEAT OR MESLIN FLOUR	KG	143,845	57,693
1102200000	CORN (MAIZE) FLOUR	KG	7,564	3,893
	LAC; GUMS, RESINS AND OTHER VEGETABLE SAPS AND EXTRACT	TOTAL	70	6,616
1301900000	NATURAL GUMS, GUM RESINS, RESINS AND BALSAMS NESOI	KG	70	6,616
	ANIMAL OR VEGETABLE FATS AND OILS AND THEIR CLEAVAGE PRODUCTS; PREPARED EDIBLE FATS; ANIMAL OR VEGETABLE WAXES	TOTAL	2,751	4,096

TABLE - 6 SHIPMENTS OF MERCHANDISE FROM PUERTO RICO TO VIRGIN ISLANDS, BY COMMODITY:
FISCAL YEAR 2003

COMM CODE	DESCRIPTION	UNIT	QUANTITY	VALUE - $
	ANIMAL OR VEGETABLE FATS AND OILS AND THEIR CLEAVAGE PRODUCTS; PREPARED EDIBLE FATS; ANIMAL OR VEGETABLE WAXES	TOTAL	2,751	4,096
1516200000	VEGETABLE FATS & OILS/FRACTIONS HYDROGENATED ETC	KG	2,751	4,096
	PREPARED FOODSTUFFS; BEVERAGES, SPIRITS AND VINEGAR; TOBACCO AND MANUFACTURED TOBACCO SUBSTITUTES	TOTAL		9,091,646
	PREPARATIONS OF MEAT, OF FISH, OR OF CRUSTACEANS, MOLLUSCS OR OTHER AQUATIC INVERTEBRATES	TOTAL	17,980	45,165
1602509500	MEAT OR MEAT OFFAL OF BOVINE ANMLS NESOI PREP/PRES	KG	17,980	45,165
	SUGARS AND SUGAR CONFECTIONARY	TOTAL	20,474	113,192
1704100000	CHEWING GUM, WHETHER OR NOT SUGAR COATED	KG	15,392	76,220
1704903000	CONFECTIONS/SWEETMEATS, READY FR CONSUMPTN, NO COC	KG	1,284	12,703
1704907000	SUGAR CONFECTIONERY, WITHOUT COCOA, NESOI	KG	3,798	24,269
	COCOA AND COCOA PREPARATIONS	TOTAL	165,798	396,557
1806100000	COCOA POWDER CONT ADDED SUGAR OR OTHER SWEETENING	KG	69,969	137,035
1806209000	COCOA PREPARATIONS IN BULK FORM, NESOI	KG	54,605	66,167
1806310040	CHOC/COCOA PREP CONFECTNRY BLK/BAR NOTOV2KG FILLED	KG	21,171	100,976
1806310080	CHOC/COCOA PREP NONCNFCTNRY BLK/BAR NTOV2KG FILLED	KG	2,538	11,403
1806321000	CHOC/COCOA PREP CONFCTNRY BLK/BAR NTOV2KG NT FILLD	KG	1,015	5,053
1806323550	CHOC/COCOA PREP BAR ETC NTOV2KG EXC FILLD/CNFCTNRY	KG	5,806	27,995
1806900063	CONFECTIONERY, COCOA FOOD PREPS, NESOI, FOR RETAIL	KG	9,129	40,072
1806900083	CONFECTIONERY, COCOA FOOD PREPS, NESOI, NOT RETAIL	KG	1,565	7,856
	PREPARATIONS OF CEREALS, FLOUR, STARCH OR MILK; BAKERS WARES	TOTAL	2,057,547	5,938,955
1901100000	PREPARATIONS FOR INFANT USE, FOR RETAIL SALE	KG	55,003	262,352
1901909500	FOOD PREPARATIONS FLOUR, STARCH, DAIRY ETC, NESOI	KG	53,412	145,140
1902112000	PASTA WITH EGG UNCOOKED NOT STUFFED OR OTHRWSE PRE	KG	671	3,290
1905100000	CRISPBREAD	KG	5,017	14,262
1905310000	COOKIES (SWEET BISCUITS)	KG	109,933	339,156
1905320000	WAFFLES AND WAFERS	KG	50,317	172,343
1905901049	BREAD/BISCUIT ETC, W/NT CONTAIN CHOC ETC FROZEN	KG	112,389	347,702
1905901080	BREAD/BISCUITS/SIMILAR BAKED PRODUCTS, NESOI	KG	1,490,662	4,227,692
1905909030	CORN CHIPS AND SIMILAR CRISP SAVORY SNACK FOODS	KG	170,785	401,209
1905909090	COMMUNION/SEALING WAFER RICE PPR EMPTY CAPSULE ETC	KG	9,358	25,809
	PREPARATIONS OF VEGETABLES, FRUIT, NUTS, OR OTHER PARTS OF PLANTS	TOTAL		249,785
2004108060	POTATOES (EX FRENCH FRIES) PREP/PRES NESOI, FROZEN	KG	832	2,566
2005400000	PEAS (PISUM SATIVUM) PREP/PRES NESOI, NOT FROZEN	KG	1,960	2,678
2005590000	BEANS, NOT SHELLED, PREP/PRES NESOI, NOT FROZEN	KG	27,248	27,500
2009315050	CITRUS JUICE(SINGLE FRUIT),NESOI, BRIX VALUE < 20	L	34,387	22,352
2009494000	PINEAPPLE JUICE, NESOI, NO VITAMINS, UNFERMENTED	L	4,193	2,851
2009800000	JUICE OF ANY SINGLE FRUIT/VEGTBLE UNFERMENTD NESOI	L	92,049	124,800
2009904000	MIXTURES OF FRUIT JUICES, UNFERMENTED	L	143,453	67,038
	MISCELLANEOUS EDIBLE PREPARATIONS	TOTAL	314,403	1,011,159
2103204000	TOMATO SAUCES, NESOI	KG	34,008	35,231
2103909070	MIXED CONDIMENTS AND MIXED SEASONINGS	KG	14,776	51,540
2103909090	SAUCES AND PREPARATIONS THEREFOR, NESOI	KG	65,114	89,135
2104100020	SOUPS, BROTHS AND PREPARATIONS THEREOF, DRIED	KG	3,806	2,508
2105000010	ICE CREAM, WHETHER OR NOT CONTAINING COCOA	KG	8,999	27,798
2106906572	PREPS FOR MANUF BEVERAGES CONT CANE/BEET SUGAR	KG	15,136	17,584

TABLE - 6 SHIPMENTS OF MERCHANDISE FROM PUERTO RICO TO VIRGIN ISLANDS, BY COMMODITY:
FISCAL YEAR 2003

COMM CODE	DESCRIPTION	UNIT	QUANTITY	VALUE - $
2106906573	PREPARATIONS FOR MANUFACTURE OF BEVERAGES, NESOI	KG	7,438	19,376
2106906585	CONFECTIONERY INCL GUM CONTNG SYNTHETIC SWEETENERS	KG	455	7,693
2106906592	FOOD PREPARATIONS, NESOI, CANNED	KG	90,471	238,968
2106907020	EDIBLE PREPS, NOT CANNED/FROZEN, CONT SUGAR, NESOI	KG	3,372	13,490
2106907090	EDIBLE PREPS, NOT CANNED/FRZN, N/CONT SUGAR, NESOI	KG	70,828	507,836
	BEVERAGES, SPIRITS AND VINEGAR.....	TOTAL		1,125,879
2201100000	WATER, MINERAL & AERATED NATRL/ARTFCL NT SWTN/FLAV	L	340,269	103,743
2201900000	WATERS NOT SWEETND OR FLAVORED NESOI; ICE AND SNOW	T	72	13,747
2202100020	CARBONATED SOFT DRINKS, CONTNG ASPARTAME/SACCHARIN	L	24,787	11,544
2202100040	CARBONATED SOFT DRINKS, NESOI	L	1,066,748	222,876
2202100060	WATERS INCL MINERAL & AERATED, SWTND/FLAVORD NESOI	L	7,121	4,027
2202909090	BEVERAGES NONALCOHOLIC NESOI EXCL FRUIT/VEGT JUICE	L	332,057	187,576
2204100000	SPARKLING WINE OF FRESH GRAPES	L	14,843	36,230
2204214000	GRAPE WINE NESOI NOV 14% ALCOHOL CNTRS 2L OR LESS	L	40,152	66,500
2204217000	GRAPE WINE NESOI OVER 14% ALCOHOL CNTRS 2L OR LESS	L	41,950	31,520
2206007000	FERMENTED BEVERAGES, NESOI	L	30,576	42,560
2208200000	GRAPE BRANDY	PFL	16,957	42,560
2208400030	RUM AND TAFIA, CONTAINERS NOT OVER 4 LITERS EACH	PFL	35,203	292,605
2208400050	RUM AND TAFIA, CONTAINERS OVER 4 LITERS	PFL	30,352	20,850
2208500000	GIN AND GENEVA	PFL	30,367	25,075
2208700000	LIQUEURS AND CORDIALS	PFL	1,029	24,466
	RESIDUES AND WASTE FROM THE FOOD INDUSTRIES; PREPARED ANIMAL FEED.....	TOTAL		88,725
2309100000	DOG AND CAT FOOD, PUT UP FOR RETAIL SALE	KG	14,866	13,577
2309901010	PET FOOD PUT UP FOR RETAIL SALE EX DOG & CAT FOOD	KG	5,400	4,900
2309901020	POULTRY FEEDS, PREPARED	T	100	21,054
2309901050	MIXED FEEDS OR MIXED FEED INGREDIENTS, ANML, NESOI	T	176	49,194
	TOBACCO AND MANUFACTURED TOBACCO SUBSTITUTES.....	TOTAL	36,044	122,229
2402107000	CIGAR/CHEROOT/CIGARILLO CONTAINING TOBACCO NESOI	THS	32,864	18,879
2402200000	CIGARETTES CONTAINING TOBACCO	THS	3,180	103,350
	MINERAL PRODUCTS.....	TOTAL		9,492,226
	SALT; SULFUR; EARTHS AND STONE; PLASTERING MATERIALS, LIME AND CEMENT.....	TOTAL		25,700
2515120000	MARBLE AND TRAVERTINE CUT IN BLOCKS OR SLABS	X		2,892
2515200000	CALCRS MNMTL OR BLDG STONE NESOI; ALABASTER	T	3	4,926
2523900000	HYDRAULIC CEMENT, OTHER, NESOI	T	23	4,450
2528900000	NATURAL BORATES AND NATURAL BORIC ACID NESOI	KG	10,000	13,432
	MINERALS FUELS, MINERAL OILS AND PRODUCTS OF THEIR DISTILLATION; BITUMINOUS SUBSTANCES; MINERAL WAXES.....	TOTAL		9,466,526
2706000000	MINERAL TARS, INCLUDING RECONSTITUTED TARS	L	68,220	29,400
2710111518	UNLEADED GASOLINE, NOT ELSEWHERE SPECIFIED/INCLUDE	BBL	139,301	5,494,712
2710111520	JET FUEL, NAPHTHA-TYPE (LIGHT OILS/PREPS)	BBL	9,434	377,489
2710191005	LIGHT FUEL OILS =>25 DEG API, <=.05% SULFUR	BBL	23,991	876,882
2710191007	LIGHT FUEL OIL >=25 DEG API, OVER 0.05% SULFUR	BBL	17,532	704,108
2710193020	AUTOMTVE, DIESEL OR MARINE ENGNE LUB OILS	BBL	4,769	536,541
2710193030	TURBINE LUBRICATING OIL, INCLUDING MARINE	BBL	312	34,319
2710193080	LUBRICATING OILS WITH OR WITHOUT ADDITIVES, NESOI	BBL	1,409	234,128
2711120000	PROPANE, LIQUEFIED	BBL	42,066	1,178,947
	PRODUCTS OF THE CHEMICAL OR ALLIED INDUSTRIES.....	TOTAL		7,221,816
	INORGANIC CHEMICALS; ORGANIC OR INORGANIC COMPOUNDS OF PRECIOUS METALS, OF RARE-EARTH METALS, OF RADIOACTIVE ELEMENTS OR OF ISOTOPES.....	TOTAL		68,887

TABLE - 6 SHIPMENTS OF MERCHANDISE FROM PUERTO RICO TO VIRGIN ISLANDS, BY COMMODITY:
FISCAL YEAR 2003

COMM CODE	DESCRIPTION	UNIT	QUANTITY	VALUE - $
2801301000	FLORINE	KG	9,639	3,500
2804400000	OXYGEN	KM3	42	2,883
2814200000	AMMONIA IN AQUEOUS SOLUTION	T	146	41,600
2815110000	SOLID SODIUM HYDROXIDE (CAUSTIC SODA)	KG	4,174	3,067
2827100000	AMMONIUM CHLORIDE	KG	15,604	4,160
2828100000	COMMERCIAL CALCIUM HYPOCHLORITE	KG	750	3,000
2847000000	HYDROGEN PEROXIDE, WHETHER/NOT SOLIDIFIED W/ UREA	KG	10,531	7,365
2851000000	OTHER INORGANIC COMPOUNDS; LIQ AIR; AMALGAMS,NESOI	X		3,312
	ORGANIC CHEMICALS.....	TOTAL	6,614	100,699
2903302050	OTHER FLUOR, BROMIN OR IODIN DERIV OF ACYLC HYDCAR	KG	912	15,054
2903420000	DICHLORODIFLUOROMETHANE (CFC-12)	KG	4,155	13,191
2903499060	DERIV ACYLIC HYDRCARB CONT TWO OR MORE HALOGENS	KG	385	4,800
2923900000	OTHER QUATERNARY AMMONIUM SALTS AND HYDROXIDES	KG	686	3,313
2931002500	AROM ORGANO-INORGANO CMPDS USED AS PESTICIDES	KG	35	4,151
2933992350	AROMATIC OR MODIFIED AROMATIC PESTICIDES	KG	286	17,870
2936299055	OTHER VITAMINS AND THEIR DERIVATIVES, NESOI	KG	155	42,320
	PHARMACEUTICAL PRODUCTS.....	TOTAL		1,173,208
3003100000	MEDICAMENTS CONT PENICILLINS OR DERIVATIVES ETC	KG	491	63,471
3003390000	MEDICAMENT CONT HORMONES OR PROD OF HD 2937 ETC	X		6,651
3003900000	OTHER MEDICAMENTS (EXC GOODS OF HDS 3002,3005 ETC)	KG	158	8,499
3004105010	MEDICAMENTS CONTAINING PENICILLINS OR DERIV ETC	KG	1	3,000
3004105060	MEDICAMENTS CONT PENICILLINS OR STREPTOMYCINS ETC	KG	2,268	13,516
3004200060	OTHER ANTIBIOTICS NESOI,NOT FOR VETERINARY	KG	879	30,920
3004400005	MEDICAMENTS CONTAINING ALKALOIDS OR DERIVATIV ETC	KG	305	4,627
3004400030	ANTIDEPRESSANTS, TRANQUILIZERS AND OTHER PSYCH AGT	KG	900	5,048
3004400040	OTHER MEDICAMENTS PRIM AFFECTING THE CNS NESOI	KG	8,662	144,124
3004400060	MEDICAMENTS AFFECTING EYES,EARS OR RESPIRATORY SYS	KG	2,381	290,575
3004400070	OTHER MEDICAMENTS CONTAINING ALKALOIDS ETC	KG	675	9,084
3004901000	MEDICAMENTS CONT ANTIGENS OR HYALURONIC ACID,ETC	KG	2,216	69,866
3004909110	ANTI-INFECTIVE MEDICAMENTS NESOI	KG	437	71,791
3004909120	CARDIOVASCULAR MEDICAMENTS IN DOSES/PKG FR RT SALE	KG	27	10,073
3004909125	ANALGESICS, ANTIPYRETICS AND NONHORM ANTI-INFL ETC	KG	105	13,109
3004909140	MEDICAMENTS PRIM AFFECT THE CENT NER SYSTEM,NESOI	KG	193	35,650
3004909160	MEDICAMENTS PRIMARILY AFFECT DIGEST SYSTEM NESOI	KG	1,564	12,600
3004909185	OTHER MEDICAMENTS PRIM AFFECT THE EYES, EARS ETC	KG	750	37,444
3004909190	MEDICAMENTS IN MEAS DOSES FOR RETAIL SALE, NESOI	KG	6,406	327,760
3005900000	WADDING, GAUZE AND SIMILAR ARTICLES ETC NESOI	KG	1,023	15,400
	FERTILIZERS.....	TOTAL		90,933
3100000000	FERTILIZERS A FERT MATERIALS	X		90,933
	TANNING OR DYEING EXTRACTS; TANNINS AND THEIR DERIVATIVES; DYES, PIGMENTS AND OTHER COLORING MATTER ; PAINTS AND VARNISHES; PUTTY AND OTHER MASTICS; INKS.....	TOTAL		605,319
3201900000	TANNING EXTRACTS OF VEGETABLE ORIGIN, NESOI	KG	202	4,380
3206496000	OTHER COLORING MATTER AND OTHER PREPARATION, NESOI	KG	204	6,209
3208100000	PAINTS & VARNISHES,IN NONAQUEOUS MEDIUM,POLYESTERS	L	2,117	12,228
3208200000	PAINTS & VARNISHES,NONAQUEUS,ACRYLIC/VINYL POLYMER	L	54,631	194,016
3208900000	PAINTS & VARNISHES,IN NONAQUEUS MEDIUM,NESOI	L	36,923	163,821
3209100000	PAINTS & VARNISHES,AQUEUS, ACRYLIC OR VINYL POLYMR	L	14,027	25,655
3209900000	PAINTS & VARNISHES,IN AN AQUEOUS MEDIUM, NESOI	L	23,050	141,667
3210000000	OTHER PAINTS & VARNISH,PREP WATER PIGMTS FOR LETHR	L	1,877	9,594
3213900000	ARTISTS' STUDENTS'COLORS ETC, NESOI	PCS	32,412	27,712
3214901000	GLAZERS' PUTTY,ETC, BASED ON RUBBER	KG	5,664	17,500
3215110060	PRINTING INK, BLACK, NESOI	KG	36	2,537
	ESSENTIAL OILS AND RESINOIDS; PERFUMERY, COSMETIC OR TOILET PREPARATIONS.....	TOTAL		2,986,010

TABLE - 6 SHIPMENTS OF MERCHANDISE FROM PUERTO RICO TO VIRGIN ISLANDS, BY COMMODITY:
FISCAL YEAR 2003

COMM CODE	DESCRIPTION	UNIT	QUANTITY	VALUE - $
3303000000	PERFUMES AND TOILET WATERS	KG	16,739	907,786
3304200000	EYE MAKE-UP PREPARATIONS	X		46,560
3304995000	BEAUTY & SKIN CARE PREPARATION, NESOI	X		1,960,413
3305200000	PREPARATIONS FOR PERMANENT WAVING OR STRAIGHTENING	X		3,734
3305900000	PREPARATIONS FOR USE ON THE HAIR, NESOI	KG	778	4,333
3306100000	DENTIFRICES	X		49,178
3307200000	PERSONAL DEODORANTS AND ANTIPERSPIRANTS	X		9,769
3307490000	PREPARATIONS FOR PERFUMING/DEODORIZING ROOMS	KG	369	4,237
	SOAP, ORGANIC SURFACE-ACTIVE AGENTS, WASHING PREPARATIONS, LUBRICATING PREPARATIONS, ARTIFICIAL WAXES, PREPARED WAXES, POLISHING OR SCOURING PREPARATIONS, CANDLES AND SIMILAR ARTICLES , MODELING PASTES, DENTAL WAXES AND DENTAL PREPARATIONS WITH A BASIS OF PLASTER.....	TOTAL	3,311,325	1,756,509
3401200000	SOAP IN OTHER FORMS	KG	119,404	131,088
3402195000	ORGANIC SURF ACT AGENTS, OTHER, NOT AROMATIC	KG	21,338	24,000
3402201100	PREP FOR RETAIL SALE, CONT AROMATIC SURF-ACT AGENT	KG	39,958	41,506
3402901000	SYNTHETIC DETERGENTS	KG	54,769	77,720
3402903000	SURFACE-ACTIVE PREP, AROMATIC OR MODIFIED AROMATIC	KG	1,136	6,657
3402905010	CLEANING PREPARATIONS	KG	1,152	10,080
3402905030	CLEANING PREPARATIONS	KG	3,071,764	1,461,377
3402905050	SURFACE-ACT PREP, NOT AROMATIC,NOT MODIFIED AROM	KG	1,804	4,081
	PHOTOGRAPHIC OR CINEMATOGRAPHIC GOODS.....	TOTAL		236,690
3701100030	XRAY FILM FOR MEDICAL, OTHER THAN DENTAL IN FLAT	M2	12,639	109,579
3701910000	PHOTO PLATES & FILM FOR COLOR PHOTOGRAPHY, FLAT	X		48,314
3702100030	X-RAY FILM IN ROLLS FOR MEDICAL, OTHER THAN DENTAL	M2	4,006	8,191
3702100060	X-RAY FILM IN ROLLS, EXCEPT FOR MEDICAL & DENTAL	M2	709	4,280
3702540000	OTH FLM,CLR PHOTO,OV 16MM,NT OV 35MM&<=30MM,EX,SLD	NO	2,890	7,088
3703203000	SLVR HALIDE PAPER, CLR PHOTO, IN ROLLS < 610 MM	M2	240	14,636
3704000000	PHOTO PLATES, FLM, PAPER, ETC, EXPOSED, NT DEVELOP	M2	9,050	20,648
3705100000	PHOTO PLATES & FILM, EXPOS & DEVL,FOR OFFSET REPRO	NO	136,881	23,954
	MISCELLANEOUS CHEMICAL PRODUCTS.....	TOTAL		203,561
3808100000	INSECTICIDES	KG	865	16,620
3808900000	RODENTICIDES AND SIMILAR PRODUCTS, FOR RETAIL SALE	KG	60,620	27,566
3816000010	REFRACTORY CEMENTS,MORTARS,CONCRETES OF CLAY	KG	11,364	3,056
3824400000	PREPARED ADDITIVES FOR CEMENTS, MORTARS/CONCRETES	KG	96,285	148,869
3824500050	NONREFACTORY MORTARS AND CONRETES EXCEPT WET	T	12	7,450
	PLASTICS AND ARTICLES THEREOF; RUBBER AND ARTICLES THEREOF.....	TOTAL		1,326,612
	PLASTICS AND ARTICLES THEREOF.....	TOTAL		1,174,613
3902900050	POLYMERS OF PROPYLENE/OTHR OLEFINS PRIM FORM,NESOI	KG	34	3,360
3904220000	OTHER POLYMERS OF POLYVINYL CHLORIDE,PLASTICIZED	KG	2,545	2,800
3906906000	OTHER ACRYLIC POLYMERS IN PRIMARY FORMS,NESOI	KG	1,160	8,639
3907100000	POLYACETALS	KG	32	7,088
3909501000	POLYURETHANES,ELASTOMERIC	KG	12,564	14,350
3911100000	PETROLEUM RESINS,COUMARONE RESINS,ETC,POLYTERPENES	KG	1,548	5,625
3916906000	MONOFILAMENTS,CROSS-SECTION >1MM,ROD, ETC, NESOI	KG	245	4,190
3917230000	TUBES, PIPES & HOSES, OF POLYMER OF VINYL CHLORDIE	KG	40,158	71,050
3917400000	FITTINGS FOR TUBES,PIPES & HOSES,OF PLASTIC	KG	683	5,349
3918101000	VINYL TILE, WHETHER OR NOT SELF-ADHESIVE	M2	2,178	8,197
3918906000	WALL OR CEILING COVERINGS OF OTHER PLASTICS, NESOI	M2	986	3,000
3920510000	PLATE,ETC,NONCELL,NT REIN, POLYMETHYL METHACRYLATE	KG	2,000	18,371
3921190000	PLATES,SHEETS,FILM,FOIL & STRIP,CELL,OF OTH PLAST	KG	25,854	7,043
3921904000	PLATES,SHEETS,ETC,PLAS,EX CELL,FLEXIBLE,NESOI	KG	4,389	13,800
3921905010	HIGH PRESSURE PAPER REINFORCD DECORATIVE LAMINATES	M2	12,721	56,583

TABLE - 6 SHIPMENTS OF MERCHANDISE FROM PUERTO RICO TO VIRGIN ISLANDS, BY COMMODITY:
FISCAL YEAR 2003

COMM CODE	DESCRIPTION	UNIT	QUANTITY	VALUE - $
3922100000	BATHS,SHOWER BATHS & WASHBASINS,OF PLASTIC	X		2,700
3923100000	BOXES,CASES,CRATES & SIMILAR ARTICLES,OF PLASTIC	X		34,389
3923290000	SACKS & BAGS(INCLUDING CONES) OF OTHER PLASTICS	KG	4,009	9,756
3923300000	CARBOXS,BOTTLES,FLASKS & SIMILAR ARTICLES,OF PLAST	X		360,566
3923500000	STOPPERS,LIDS,CAPS,& OTHER CLOSURES,OF PLASTIC	X		83,989
3923900000	ART FOR CONVEYING OR PACKING OF GOODS,PLAST,NESOI	X		3,093
3924100002	TABLEWARE AND KITCHENWARE OF PLASTICS	X		33,150
3925301000	BLINDS(INCLUDING VENETIAN BLINDS)OF PLASTIC	NO	603	3,014
3926100000	OFFICE OR SCHOOL SUPPLIES OF PLASTIC	X		79,565
3926205000	ART OF APPAREL & CLOTHING ACCESSORIES,PLAST, NESOI	DOZ	1,950	84,371
3926400000	STATUETTES & OTHER ORNAMENTAL ARTICLES,OF PLASTIC	X		7,820
3926901000	BUCKETS & PAILS,OF PLASTIC	NO	830	16,600
3926903000	PARTS FOR YACHTS OR PLEASURE BOATS,ETC	X		10,246
3926904500	GASKETS,WASHERS & OTHER SEALS	X		28,712
3926905500	BELTING & BELTS,FOR MACH,CONT TEXT FBR,V-BELTS	KG	90	8,796
3926909830	OTH ART OF PLASTIC & OTH MAT,HDG 3901-3914,LADDERS	NO	460	9,914
3926909887	ART. OF PLASTIC AND OTHER MAT, HDG 3901-3914 NESOI	X		168,487
	RUBBER AND ARTICLES THEREOF.....	TOTAL		151,999
4006900000	OTHER FORMS & ARTICLES, OF VULCANIZED RUB, NESOI	KG	90	2,610
4008290000	RODS OF VULCANIZED RUB, OF NONCELLULAR RUB, NESOI	KG	32	3,444
4009110000	PIPE, NT REINFORCED/COMBINE W/MATERIAL, W/O FITTIN	KG	165	2,983
4009120050	PIPE, VULCANIZD RUB, W/ FITG, NESOI,NOT REINF/COMB	KG	91	6,127
4009420050	PIPE, VULCANIZED RUB, W/ FITTING, REINF/COMB NESOI	KG	337	3,181
4011101000	RADIAL TIRES OF A KIND USED ON MOTOR CARS	NO	1,358	68,790
4011105000	PNEUMATIC TIRE, EXC RADIAL, USE MOTOR CARS, NESOI	NO	2,562	29,614
4011201005	RADIAL TIRES USED ON LIGHT TRUCK, ON-THE-HIGHWAY	NO	130	12,361
4012200000	USED PNEUMATIC TIRES OF RUBBER	NO	1,486	4,458
4015900000	ARTICLE OF APPAREL, EXC GLOVE, VULCANIZE RUB,NESOI	X		14,647
4016910000	FLOOR COVERING & MAT, VULCANIZE RUB, EXC HARD RUB	X		3,784
	RAW HIDES AND SKINS, LEATHER, FURSKINS AND ARTICLES THEREOF; SADDLERY AND HARNESS; TRAVEL GOODS, HANDBAGS AND SIMILAR CONTAINERS; ARTICLES OF ANIMAL GUT(OTHER THAN SILKWORM GUT).....	TOTAL		252,187
	RAW HIDES AND SKINS(OTHER THAN FURSKINS) AND LEATHER.....	TOTAL		15,570
4101501010	CATTLE HIDES, WHOLE, NT PRETAN, WGT EXCEED 16KG	PCS	200	4,400
4113900000	LEATHER OF ANIMALS, NESOI, FURTHER PREPARED	M2	37	8,620
4114100000	CHAMOIS (INCLUDING COMBINATION CHAMOIS) LEATHER	M2	120	2,550
	ARTICLES OF LEATHER; SADDLERY AND HARNESS; TRAVEL GOODS, HANDBAGS AND SIMILAR CONTAINERS; ARTICLES OF ANIMAL GUT (OTHER THAN SILKWORM GUT).....	TOTAL	2,230	231,338
4202110000	TRUNKS, SUITCASES,ETC,SURFACE COMPS/PATENT LEATHER	NO	87	16,260
4202190000	TRUNKS,SUITCASES,VANITY CASES ETC,NESOI	NO	124	3,987
4202210000	HANDBAGS, SURFACE OF COMPOSITION/PATENT LEATHER	NO	712	25,092
4202220000	HANDBAGS, SURFACE OF PLASTIC SHEET/TEXT MATERIALS	NO	1	3,276
4202990000	CASES, BAGS & CONT, OTHER OF MATR/COVERINGS,NESOI	NO	251	3,389
4203100090	ARTICLES OF APPAREL, NESOI	NO	1,055	179,334
	FURSKINS AND ARTIFICIAL FUR; MANUFACTURES THEREOF.....	TOTAL		5,279
4303900000	ARTICLES OF FURSKINS, NESOI	X		5,279
	WOOD AND ARTICLES OF WOOD;WOOD CHARCOAL; CORK AND ARTICLES OF CORK; MANUFACTURES OF STRAW, OF ESPARTO OR OF OTHER PLAITING MATERIALS;BASKETWARE AND WICKERWORK.....	TOTAL		1,582,830

TABLE - 6 SHIPMENTS OF MERCHANDISE FROM PUERTO RICO TO VIRGIN ISLANDS, BY COMMODITY:
FISCAL YEAR 2003

COMM CODE	DESCRIPTION	UNIT	QUANTITY	VALUE - $
	WOOD AND ARTICLES OF WOOD; WOOD CHARCOAL.....	TOTAL		1,538,830
4403200020	SOUTHERN YELLOW/PITCH ETC PINE LOG/TMBR NT TRT, RG	M3	101	10,606
4407100002	WOOD SWN LGTHWSE TRTD OV 6MM CONIF EX FINGER-JOINT	M3	50	9,065
4407100015	MIX SPRU/PINE/FIR WD OV6MM NT TR EX FINGER-JOINTED	M3	1,741	41,932
4407100020	SPRUCE NESOI OV 6MM NT TREATD NESOI EX FINGR-JOINT	M3	75	6,826
4407100043	E.WHT/RED PINE OV 6MM NT TRT NESOI EX FINGR-JOINTD	M3	158	11,529
4407100046	PITCH PINE OV6MM NT TRT RGH EX FINGER-JOINTED	M3	341	5,896
4407100047	PITCH PINE OV6MM NOT TRT NESOI EX FINGER-JOINTED	M3	33	7,777
4407100083	REDWOOD OV 6MM UNTREATD NESOI EXCEPT FINGER-JOINTD	M3	13	4,500
4407240000	VIROLA/MOHOGANY/IMBUIA/BALSA WOOD SAWN OR CHIP ETC	M3	16	17,508
4409102000	WOOD FLOORING, NOT ASSEMBLED, CONIFEROUS	M2	282	4,230
4410330020	PRTCL BRD, SRFCD-CVRD W/DCRTV LAMINTES OF PLASTIC	M3	59	3,855
4412130002	PLYWOOD AT LEAST ONE OUTER PLY TROPICAL WOOD	M3	684	337,061
4412145600	PLYWOOD ONE OUTER PLY NONCONIF WOOD,6MM THCK,NESOI	M3	17	18,156
4412191000	PLYWD OUTR PLIES SFTWD 1 PARANA PINE, SOLELY WOOD	M3	466	38,884
4412194030	PLYWD 1 OUT PLY VA PINE ETC BOTH OUTER PLIES SFTWD	M3	1,247	452,495
4412195030	PLYWD OUTR PLY LONG LEAF PINE ETC BOTH SFTWD NESOI	M3	32	5,659
4412195050	PLYWOOD BOTH OUTER PLIES OF CONIFEROUS WOOD, NESOI	M3	36	8,280
4412930100	PLYWD/VEN PANEL/LAMNATD WD,NESOI,1 LYR PARTCLE BRD	M3	35	7,837
4412990002	VENEER PANELS AND SIMILAR LAMINATED WOOD, NESOI	M3	77	17,618
4413000000	DENSIFIED WD BLOCKS/PLATES/STRIPS/PROFILE SHAPES	KG	3,503	3,948
4417000000	TOOLS/TOOL & BROOM BODIES ETC SHOE LAST/TREES WOOD	X		13,372
4418100000	WINDOWS, FRENCH-WINDOWS AND THEIR FRAMES, OF WOOD	NO	1,349	38,487
4418200030	FLUSH DOORS, OF WOOD	NO	607	19,268
4418200060	DOORS AND THEIR FRAMES, THRESHOLDS, OF WOOD, NESOI	NO	1,384	119,388
4418904580	BUILDERS' JOINERY AND CARPENTRY OF WOOD, NESOI	X		287,368
4419000000	TABLEWARE AND KITCHENWARE, OF WOOD	X		2,940
4420100000	STATUETTES AND OTHER ORNAMENTS, OF WOOD	X		5,253
4420907000	JEWELRY BOXES/SILVERWARE CHESTS/CIGAR BOX ETC WOOD	NO	3	4,703
4420908000	WOOD MARQUETRY, INLAID WOOD, CASKETS, ETC, NESOI	X		34,389
	CORK AND ARTICLES OF CORK.....	TOTAL		44,000
4504900000	AGGLOMERATED CORK & ARTICLES OF AGGLOM CORK, NESOI	X		44,000
	PULP OF WOOD OR OF OTHER FIBROUS CELLULOSIC MATERIAL; WASTE AND SCRAP OF PAPER OR PAPERBOARD; PAPER AND PAPERBOARD AND ARTICLES THEREOF.....	TOTAL		1,852,356
	PULP OF WOOD OR OF OTHER FIBROUS CELLULOSIC MATERIAL;WASTE AND SCRAP OF PAPER OR PAPERBOARD.....	TOTAL	4	2,920
4706200000	PULP OF FIBER DERIVED FROM RECOVD PAPER/PAPERBOARD	CTN	4	2,920
	PAPER AND PAPERBOARD; ARTICLES OF PAPER PULP, OF PAPER OR OF PAPERBOARD.....	TOTAL		538,687
4802541000	WRITING PPR UNCTD NOV 10% MECH FBR LT 40G/M2 RL/SH	KG	6,091	18,238
4802543550	PPR/PBRD UNCTD NOV 10% MECH NESOI LT 40G/M2,RL/SHT	KG	655	3,708
4802544000	UNCOATED PPR/PBRD NESOI PRNT/EMBSSD WT<40G/M2 ETC	KG	345	50,000
4802611000	WRTNG/CVR PPR UNCTD OV 10% MECH FBR WD>15CM, ROLLS	KG	6,277	8,669
4802621000	WRTNG/CVR PPR UNCTD OV 10% MECH FBR,>360X150MM,SHT	KG	6,184	7,795
4809200000	SELF-COPY PAPER, IN ROLLS OR SHEETS	KG	2,020	10,109
4809900000	COPYING/TRANSFER PAPER COATD/IMPREGNTD ROLL/SHEETS	KG	305	6,211
4810131450	PPR/PBRD WRTNG NESOI CLY CTD WD>15CM, WT<150G/M2	KG	2,527	4,319
4810192090	PPR/BRD WRTNG NESOI WD<435X294MM,WT>150G/M2 SHEETS	KG	471	3,648
4810291000	PPR/PBRD EX LIT-WGH WRTNG WD>15X36X15CM, >10 MECH	KG	10,429	12,456
4811101000	PPR/PBRD CTD/IMPREG W/TAR BITUMEN/ASPHALT ETC	KG	7,794	3,333
4811412000	PPR/PBRD PRESSURE-SENSTVE, IN STRIPS OR ROLLS	KG	5,016	21,367
4811512030	BASE STCK FR TRAYS ETC CTD/IMPG/COV PLSTIC GE .3MM	KG	9,241	4,950
4811592000	PRNTING PAPER,NOT BLECHD WT<150G/M2, WD>15X36X15CM	KG	52,393	83,326
4816900000	TRANSFER PPRS CUT TO SIZE/SHAPE & PPR OFFSET PLATE	KG	1,098	11,092
4817100000	ENVELOPES OF PAPER/PAPERBOARD, FOR CORRESPONDENCE	THS	7,287	41,656

TABLE - 6 SHIPMENTS OF MERCHANDISE FROM PUERTO RICO TO VIRGIN ISLANDS, BY COMMODITY:
FISCAL YEAR 2003

COMM CODE	DESCRIPTION	UNIT	QUANTITY	VALUE - $
4817200000	PPR/PBRD LTTR CARD/PLAIN POSTCARD/CORRS CARD NESOI	KG	148	4,618
4818100000	TOILET PAPER	KG	19,567	23,103
4818500000	ARTCLS OF APPAREL/CLOTHING ACCESSORS OF PAPER ETC	KG	2,145	21,990
4818900000	BED SHEETS & SIMLR HOUSEHLD/HOSPITAL ART PPR NESOI	KG	1,000	5,100
4819100040	CARTONS/BOXES/CASES OF CORRUGATED PPR/PBRD, NESOI	KG	1,717	3,101
4819200040	FLDNG CRTNS/BOXES/CASES OF NON-CORRUGATED PR NESOI	KG	12,927	12,000
4819300020	SHIPPNG SACKS/MULTIWALL BAGS BASE WIDTH 40CM>, PPR	KG	17,237	18,425
4819400040	SACKS & BAGS, CONES, BASE WIDTH <40CM, PAPER NESOI	KG	701	9,840
4819504060	PACKING CONTAINERS NESOI OF PAPER, PPRBRD, ETC	KG	17,917	24,937
4820400000	MANIFOLD BUSINESS FORMS/INTRLEAVD CARBON SETS PPR	KG	2,068	19,167
4821100000	PAPER AND PAPERBOARD LABELS OF ALL KINDS, PRINTED	KG	2,081	11,653
4821904000	PAPER/PPRBRD LABELS, UNPRINTED, NOT PRESSR-SENSTVE	KG	226	28,977
4823201000	PAINT FILTERS AND STRAINERS, PAPER CUT TO SIZE	KG	418	6,240
4823400000	ROLL/SHEET/DIAL PRINTED FR SELF-RECORDNG APPR, PPR	KG	641	3,628
4823908750	ARTICLES OF PPR PULP/PPR/PPRBRD/CELLULSE ETC NESOI	KG	28,654	55,031
	PRINTED BOOKS, NEWSPAPERS, PICTURES AND OTHER PRODUCTS OF THE PRINTING INDUSTRY;MANUSCRIPTS,TYPESCRIPTS AND PLANS.....	TOTAL		1,310,749
4901100000	PRINTED BOOKS/BROCHURES/LEAFLETS ETC,SINGLE SHEETS	KG	5,293	166,902
4901910040	ENCYCLOPEDIAS AND SERIAL INSTALLMENTS THEREOF	NO	679	3,080
4901990010	TEXTBOOKS	NO	175,619	715,547
4901990020	NEWSPAPER/JOURNALS/PERIODICALS BOUND EX PAPER, SET	NO	4,708	8,611
4901990040	BIBLES/TESTAMENTS/PRAYER BOOKS OTH RELIGIOUS BOOKS	NO	500	42,182
4901990050	TECHNICAL, SCIENTIFIC AND PROFESSIONAL BOOKS	NO	259	3,500
4901990070	HARDBOUND BOOKS, NESOI	NO	7,118	40,558
4901990075	RACK SIZE PAPERBOUND BOOKS, NESOI	NO	26,352	32,938
4901990092	PRINTED MATTER NESOI 5-48 PAGES EACH EXCL COVERS	NO	7,115	4,418
4902905000	JOURNALS/PERIODICALS NESOI, INCL SINGL ISSUES TIED	NO	2,200	3,300
4904000040	MUSIC NESOI PRINTED/MANUSCRIPT, BOUND/ILLUSTRATED	NO	591	5,940
4905100000	GLOBES, PRINTED	KG	1,036	12,592
4907000000	UNUSED POSTAGE, BANKNOTES, CHECK FORMS, STOCK, ETC	KG	170	2,700
4909002000	POSTCARDS, PRINTED OR ILLUSTRATED	THS	297,900	12,660
4909004020	GREETING CARDS, PRINTED	THS	4,681	176,760
4911100090	TRADE ADVERTISING MATERIAL, PRINTED, NESOI	KG	1,150	45,979
4911910040	PICTURES, DESIGNS AND PHOTOGRAPHS, PRINTED, NESOI	KG	40	20,000
4911990000	PRINTED MATTER, NESOI	KG	789	13,082
	TEXTILES AND TEXTILES ARTICLES.....	TOTAL		423,755
	WOOL,FINE OR COARSE ANIMAL HAIR; HORSEHAIR YARN AND WOVEN FABRIC.....	TOTAL	1,006	7,600
5111200000	WOVN FBRC CRD WOOL/FN ANML HR MX W/MAN-MADE FILMNT	M2	1,006	7,600
	COTTON.....	TOTAL	2,734	9,450
5209390070	WOV COT FAB 85% COT, DY NOTPLWOV NESOI OV 200 G/M2	M2	2,734	9,450
	WADDING,FELT AND NONWOVENS;SPECIAL YARNS;TWINE,CORDAGE,ROPES AND CABLES AND ARTICLES THEREOF.....	TOTAL	364	4,400
5602290000	OTH FELT NT IMPREG COATED COV O LAM O OTH TEX MAT	KG	364	4,400
	CARPETS AND OTHER TEXTILE FLOOR COVERINGS.....	TOTAL	584	12,889
5701100000	CARPETS&OTH TEX FLOOR COVR,WOOL/FINE ANML HR,KNOTD	M2	94	3,994
5702590000	CARPETS,ETC OTHR TEX MAT,WOV,NOT PILE/MADE-UP/TUFT	M2	140	4,620
5705000000	OTHR CARPETS&OTHR TEX FLOOR COV,WHETHR/NOT MADE-UP	M2	350	4,275
	SPECIAL WOVEN FABRICS;TUFTED TEXTILE FABRICS; LACE; TAPESTRIES; TRIMMINGS; EMBROIDERY.....	TOTAL	42	6,524

TABLE - 6 SHIPMENTS OF MERCHANDISE FROM PUERTO RICO TO VIRGIN ISLANDS, BY COMMODITY:
FISCAL YEAR 2003

COMM CODE	DESCRIPTION	UNIT	QUANTITY	VALUE - $
5807101000	WOV LABEL & SIM ART IN PE STRP/CUT SHPE/SZE N/EMBR	KG	29	3,120
5807901000	OTH LABEL & SIM ART IN PE STRP/CUT SHPE/SZE N/EMBR	KG	13	3,404
	ARTICLES OF APPAREL AND CLOTHING ACCESSORIES,KNITTED OR CROCHETED.....	TOTAL	10,055	194,852
6105100000	MEN'S OR BOYS' SHIRTS OF COTTON, KNITTED OR CROCHE	DOZ	580	17,974
6107110000	MEN'S OR BOYS' UNDERPANTS AND BRIEFS COTTON, KNIT	DOZ	8,566	124,865
6109100005	M OR B T-SHIRTS ALL WHITE OF COT KT SS W/O PKT T E	DOZ	353	11,869
6109100013	MEN'S OR BOYS' T-SHIRTS EX WHITE OF COTTON, KNIT	DOZ	302	11,259
6109901047	M/B ARTICLES THERMAL T-SHIRTS, ETC OF MMF, KNIT	DOZ	110	26,005
6110302080	W/G SWEATERS,PULLOVERS,SIM ARTS MMF>=30% SILK KNIT	DOZ	144	2,880
	ARTICLES OF APPAREL AND CLOTHING ACCESSORIES,NOT KNITTED OR CROCHETED.....	TOTAL	1,722	61,139
6201123000	M/B OVERCOATS & SMLR ART EX RAINCT COTTON, NOT KT	DOZ	58	5,000
6203424013	M&B TROUSERS,BREECHES BLUE DENIM COT NOT KNT NESOI	DOZ	39	2,800
6211201035	W OR G SKI-SUITS, CONT >=15% WGT DOWN N KT OR CROC	DOZ	6	5,551
6211320000	MEN'S OR BOYS' OTHER GARMENTS OF COTTON, NOT KNITT	DOZ	3	3,280
6211390000	MEN'S OR BOYS' OT GARMENTS OT TEXTILE MTRL, N KNIT	DOZ	530	6,285
6217100000	OTH MADE-UP CLOTHING ACCESS PART GAR ACCESS NESOI	DOZ	1,086	38,223
	OTHER MADE-UP TEXTILES ARTICLES; NEEDLE CRAFT SETS;WORN CLOTHING AND WORN TEXTILE ARTICLES;RAGS.....	TOTAL		126,901
6301300000	BLANKETS (NT ELEC) & TRAVELING RUGS OF COTTON	NO	1,355	9,999
6302513500	OTH TABLE LINEN: OF COTTON, TABLECLOTHS AND NAPKIN	NO	545	2,900
6303190000	CURT & INTR BLND CURT/BD VAL KT/CROC NESOI TEX MAT	NO	222	2,600
6304190000	OTH FURNISHING ARTI EXC HEADING 9404 BEDSPRD NESOI	NO	60,770	6,439
6306110000	TARPAULINS, AWNINGS AND SUNBLINDS OF COTTON	KG	24	3,576
6306310000	SAILS OF SYNTHETIC FIBERS	KG	472	84,362
6307903000	OTH MADE-UP ART INC DRESS PATTERNS: NESOI LABELS	KG	367	8,625
6307908910	OTHER MADE-UP ARTICLES, SURGICAL TOWELS	NO	20	8,400
	FOOTWEAR,HEADGEAR,UMBRELLAS, SUN UMBRELLAS,WALKING STICKS, SEATSTICKS,WHIPS,RIDING CROPS AND PARTS THEREOF;PREPARED FEATHERS AND ARTICLES MADE THEREWITH; ARTIFICIAL FLOWERS;ARTICLES OF HUMAN HAIR.....	TOTAL		771,030
	FOOTWEAR,GAITERS AND THE LIKE; PARTS OF SUCH ARTICLES.....	TOTAL	186,988	744,166
6401927000	BOOTS RUB PLAST NO STITCH OV ANKLE NOV KNEE NESOI	PRS	409	3,638
6402120000	OTH FTWR RUB/PLAS SKI,CROSS-CTY & SNOWBOARD BOOTS	PRS	8,259	24,167
6402190000	FOOTWEAR RUB PLAST STITCH SPORTS FOOTWEAR NESOI	PRS	6,824	86,079
6402200000	OTH FTWR W/UPPR STRAP ASSMB TO SOLE BY PLUG(ZORIS)	PRS	1,862	7,920
6402300000	FOOTWEAR RUB PLAST STITCH NESOI METAL TOE-CAP	PRS	5,765	21,648
6402912500	FOOTWEAR RUB PLAST STITCH NESOI ANKLE COVER WOMENS	PRS	689	3,803
6402913500	FOOTWEAR RUB PLAST STITCH NESOI ANKLE COVER NESOI	PRS	2,547	8,595
6402991810	OTH FTWR R/P UPPER>90% RUBR/PLASTIC HOUSE SLIPPERS	PRS	708	4,893
6402991815	OTH FTWR R/P UPPER>90% R/P TENNIS/BASKETBALL SHOES	PRS	635	8,901
6403200000	FTWR SOL LTHR UPPER LTHR STRAPS AND AROUND BIG TOE	PRS	402	8,704
6403400000	FOOTWEAR LEA UPPER NESOI WITH A METAL TOE-CAP	PRS	164	6,789
6403511000	FOOTWEAR LEA UPPER NESOI LEA O SOL ANK COV MEN	PRS	542	13,209
6403512000	FOOTWEAR LEA UPPER NESOI LEA O SOL ANK COV WOMEN	PRS	475	9,012
6403592500	FOOTWEAR LEA UP A SOL NESOI NOT ANK COV MEN	PRS	306	23,558
6404110000	FOOTWEAR TEX UP RUBPLAS SOL SPORT SHOES	PRS	1,616	11,900
6404206500	FOOTWEAR TEX UP LEA SOLE EXCEPT FOR MEN AND WOMEN	PRS	152,027	448,600
6405100030	OTH FTWEAR W UPPERS LEATHER/COMPOSITION LEATHER MN	PRS	1,474	23,541
6405909000	OTHER FOOTWEAR OTHER NESOI	PRS	2,284	29,209
	HEADGEAR AND PARTS THEREOF.....	TOTAL	50	2,750
6506990000	OTHR HEADGR OTHR MATRLS NESOI WHETHER/NOT LINE/TRM	DOZ	50	2,750

TABLE - 6 SHIPMENTS OF MERCHANDISE FROM PUERTO RICO TO VIRGIN ISLANDS, BY COMMODITY:
FISCAL YEAR 2003

COMM CODE	DESCRIPTION	UNIT	QUANTITY	VALUE - $
	PREPARED FEATHERS AND DOWN AND ARTICLES MADE OF FEATHERS OR OF DOWN;ARTIFICIAL FLOWERS; ARTICLES OF HUMAN HAIR.....	TOTAL		24,114
6702100000	PLASTIC ARTIFICAL FLOWERS, FOLIAGE, & FRUIT & PTS	X		24,114
	ARTICLES OF STONE,PLASTER,CEMENT, ASBESTOS,MICA OR SIMILAR MATERIALS; CERAMIC PRODUCTS;GLASS AND GLASSWARE.....	TOTAL		980,967
	ARTICLES OF STONE,PLASTER,CEMENT, ASBESTOS,MICA OR SIMILAR MATERIALS.....	TOTAL		216,561
6802100000	TILES ETC LS TH 7CM; ARTFLY CLRD GR CHPGS A PWDR	X		9,578
6802290000	STONE, NESOI MON OR BLDG SMPLY CUT OR SWN	T	9	8,980
6807900050	ARTICLES OF ASPHALT OR SIMILAR MATERIAL NESOI	KG	31,819	13,800
6809110000	PLSTR BRDS ETC NT ORNA, FCD W PPR O PPRBRD ONLY	KG	128,012	51,500
6809900000	OTHR ARTCLS OF PLASTER OR O CMPSTNS BS PLS NESOI	X		21,790
6810110000	BLDG BLCKS A BRCKS OF CMNT CNCRT ART ST W O N REIN	X		40,413
6810191000	FLR A WL TILS OF CMNT CNCRT OR ARTFCL STONE	M2	308	9,243
6810990000	CEMENT, CONCRETE, ARTIFICIAL STONE ARTICLES, NESOI	X		44,167
6811300000	TUBES PIPES AND FTTGS OF ASBESTOS CEMENT ETC	KG	24,529	11,888
6815990000	OTH ARTICLES OF STONE OR OTH MIN SUBSTNCES NESOI	X		5,202
	CERAMIC PRODUCTS.....	TOTAL		404,935
6901000000	BRCKS, BLCKS, TLS A OTH CERMC GDS SLCS EARTH	T	27	37,360
6902105000	REFRCTRY BRICKS ETC OVER 50 PCT MGO CAO CHROM NESI	T	3	2,906
6903100000	OTH REFRAC CERAMIC GDS W GRAPHITE/CARBON OV 50PCT	KG	287	5,740
6905100000	ROOFING TILES, CERAMIC	X		2,796
6907100000	UNGLZD CERAM TILES, CUBES ETC, SIDES LS THN 7 CM	M2	6,911	31,102
6907900000	UNGLAZED CERAMIC FLAGS A PAVING, HEARTH A WALL TLS	M2	1,489	8,016
6908100000	GLZD CERAM TILES CUBES ETC FTTNG IN SQ UN 7CM	M2	11,275	44,266
6908900000	GLAZED CERAMIC FLAGS A PAVING, HEARTH A WALL TILES	M2	984	9,794
6909110000	PORCELAIN OR CHINA WARES FOR LAB, CHEM OR TECH USE	X		88,702
6910100050	SANITARY FIXTURES OF PORCELAIN OR CHINA, NESOI	NO	1,022	5,618
6911105500	TABLE/KITCHENWARE, PORCLN OR CHINA, NT HOTL/RESTNT	DPC	138	69,125
6913100000	STATUETTES AND OTHER ORNMNTL ARTCLS, PORCLN OR CHN	X		91,940
6913900000	STATUTTES A OTH ORNMNTL CERAM ARTCLS NT PORC/CHINA	X		4,320
6914900000	CERAMIC ARTICLES NESOI	X		3,250
	GLASS AND GLASSWARE.....	TOTAL		359,471
7001000000	CULLET A OTH WST A SCRP GLASS; GLASS IN MASS	KG	1,005	20,100
7002200000	GLASS RODS, UNWORKED	KG	1,418	28,360
7004900000	DRWN/BLWN GLSS SHTS W/WO ABSRB/RFCT LYR N OTH WRKD	M2	30	3,888
7005100000	FLOAT GLASS ETC IN NONWRD SHTS W ABS/REFL LAYER	M2	461	4,145
7005300000	FLOAT GLS ETC, WIRED SHTS, W OR WO ABSB LAYER UNWK	M2	1	52,000
7006000000	GLS OF 7003-5 BNT,EDG WKD, ENGR,DRL,ENML OTHR ETC	M2	118	3,281
7010900520	GLASS PHARMACEUTICAL CONTNRS, CAPACITY 0.33>=1 L	GRS	11,485	80,388
7013210000	DRINKING GLASSES OF LEAD CRYSTAL	NO	42	2,919
7013290000	DRINKING GLASSES NESOI	NO	10,556	4,750
7013310000	TBL O KTCHN GLSSWR NT DRNKNG GLSS OF LEAD CRYSTAL	NO	2,550	62,240
7013910000	OTHER GLASSWARE, LEAD CRYSTAL, NESOI	NO	16,736	83,678
7014001000	GLASS LENS BLANKS (OTH THN FR SPECTCLS) NT OPT WKD	NO	4	6,742
7019194000	SLIVERS OF GLASS FIBERS	KG	5,966	6,980
	NATURAL OR CULTURED PEARLS,PRECIOUS OR SEMIPRECIOUS STONES,PRECIOUS METALS; METALS CLAD WITH PRECIOUS METAL, AND ARTICLES THEREOF;IMITATION JEWELRY; COIN.....	TOTAL		3,510,970
	NATURAL OR CULTURED PEARLS,PRECIOUS OR SEMIPRECIOUS STONES,PRECIOUS METALS; METALS CLAD WITH PRECIOUS METAL, AND ARTICLES THEREOF; IMITATION JEWELRY; COIN.....	TOTAL		3,510,970

TABLE - 6 SHIPMENTS OF MERCHANDISE FROM PUERTO RICO TO VIRGIN ISLANDS, BY COMMODITY:
FISCAL YEAR 2003

COMM CODE	DESCRIPTION	UNIT	QUANTITY	VALUE - $
7102310000	DIAM EX IND UNWKD OR SMPL SWN CLVD OR BRUTED	CAR	2,800	350,000
7113110000	JEWELRY AND PARTS THEREOF, OF SILVER	X		62,933
7113190000	JEWELRY AND PARTS THEREOF, OF OTH PRECIOUS METAL	X		2,664,247
7113200000	JEWELRY AND PARTS, BASE METAL CLAD W PREC METAL	X		29,433
7114117000	SILVER ARTS NESOI	X		52,865
7116201000	JEWELRY OF PRECIOUS OR SEMIPRECIOUS STONES	X		109,145
7117190000	OTH IMITATION JEWELRY, BASE METAL, INC PR MTL PLTD	X		67,513
7117900000	IMITATION JEWELRY NOT OF BASE METAL	X		171,834
7118100000	COIN (EXCPT GOLD COIN) NOT BEING LEGAL TENDER	X		3,000
	BASE METALS AND ARTICLES OF BASE METAL.....	TOTAL		2,149,691
	IRON AND STEEL.....	TOTAL		230,030
7204210000	STAINLESS STEEL WASTE AND SCRAP	T	41	34,719
7213100000	CONCRETE REINFORCING STL BARS&RODS,HOT-ROLL,COILS	KG	42,850	19,188
7214200000	CONCRETE REINFORCING BAR & ROD IRON/STL, HOT-DRAWN	KG	48,348	20,617
7215900000	OTHER BARS & RODS IRON/STEEL NONALLOY, NESOI	KG	5,236	8,000
7228100000	OTHER BARS AND RODS OF HIGH-SPEED STEEL	KG	30,888	39,712
7228305000	OTH BARS/RODS,TOOL STEEL,NOT HIGH-SPEED,HOT-ROLLED	KG	12,611	12,783
7228308000	OTH BARS/RODS,OTH ALLOY STL,NOT TOOL STL, HOT-ROLL	KG	214,513	80,011
7229900000	WIRE OF OTHER ALLOY STEEL, NESOI	KG	21,438	15,000
	ARTICLES OF IRON OR STEEL.....	TOTAL		483,281
7304410000	OTH SS TB PS HLW PFL SMLS CIRC CS COLD-WRKD	KG	224	7,408
7306206000	TUBING OF IRON OR NONALLOY STEEL NT SMLS NESOI	KG	5,667	6,282
7307221000	STAINLESS STEEL SLEEVES (PIPE COUPLINGS)	KG	31	6,632
7307923030	SLEEVES (PIPE COUPLINGS), ALLOY STEEL EXC STAINLES	KG	335	7,145
7307929000	THREADED ELBOWS AND BENDS OF IOS (EXC SS CSTIR)	KG	9,034	31,611
7307994000	OTHER FITTINGS NESOI OF ALLOY STEEL NOT STAINLESS	KG	1,096	2,610
7308300000	DRS, WNDWS A FRMS A THRSHLDS FR DRS, IRON OR STEEL	KG	2,032	7,847
7308901000	CLMNS PLLRS PSTS BMS GRDRS A SMLR STCTRS, IRN O ST	KG	64,335	33,360
7308909030	SHEET-METAL ROOFNG SIDING FLRING ETC, IRON OR STEL	KG	2,959	17,303
7308909090	STRUCTURES AND PARTS ETC NESOI IRON OR STEEL	KG	2,419	17,046
7309000090	RESVRS VTS A SIM CNTNRS IOS CAP OV 300L NF GASES	NO	390	20,431
7310100010	EMPTY STL DRMS A BBLS CAP OVR 50L, UND 300 LTRS	NO	264	10,195
7310100050	TANKS CASKS CANS BOXES ETC NES IR/ST CAPAC 50-300L	X		10,195
7310290000	TANKS CSKS DRMS CNS BXS ETC IOS NESOI UND 50 LTR	NO	2,761	2,761
7311000000	CONTNRS FR CMPRSSD O LQFD GAS OF IRON O STEEL	NO	33	2,781
7312102500	STRND WR IOS FTD W FTTNGS OR MD UP INTO ARTCLS	KG	5,904	3,555
7313000000	BARBED WIRE AND TWISTED WIRE FOR FENCING, IRON/STL	KG	2,221	7,240
7314140000	OTHER PRODUCTS OF WOVEN STAINLESS STEEL CLOTH	M2	374	3,822
7314310000	OTH GRLL NTTNG A FNCNG WLDD AT INTRSCT GALVNZED ST	KG	5,501	11,105
7314410000	OTH GRILL, NETTG FNCG IOS CTD/PL W ZN NESOI NT WLD	KG	11,025	21,386
7314490000	OTH GRILL, NTTNG OR FNCNG NESOI OF IRON OR STEEL	KG	10,143	10,759
7318152000	BOLTS W/WO THEIR NUTS O WSHRS, OF IRON OR STEEL	KG	100	2,992
7318190000	THREADED ARTICLES OF IRON OR STEEL, NESOI	KG	2,434	152,066
7319300000	PINS OF IRON OR STEEL NESOI	X		3,572
7321111000	PORTBL COOKNG APPLNCS AND PLTE WMRS IOS FR GASFUEL	NO	115	36,808
7321115000	NONPORTBL COOKNG APPLNCS AND PLTE WMRS IOS FOR GAS	NO	72	32,898
7321120000	COOKNG APPLNCS AND PLT WRMRS, IRN/STL FOR LIQ FUEL	NO	23	7,311
7324100000	SINKS AND WASH BASINS OF STAINLESS STEEL	NO	28	6,160
	COPPER AND ARTICLES THEREOF.....	TOTAL	7,272	2,965
7403120000	REFINED COPPER WIRE BARS, UNWROUGHT	KG	7,272	2,965
	ALUMINUM AND ARTICLES THEREOF.....		32,678	1,013,641
7608200030	TUBES AND PIPES, ALUMINUM ALLOY, SEAMLESS	KG	5,457	4,366
7610100000	ALU DOR WIN AND THEIR FRA AND THRES FOR DOORS	KG	18,840	228,895
7610900050	OTH ALUM STRCTRS A PRTS; AL PLTS TBS ETC FOR STRTR	KG	227	3,246
7616103000	ALUMINUM RIVETS	KG	7,609	774,614
7616995095	ARTICLES OF ALUMINUM NESOI	KG	545	2,520
	ZINC AND ARTICLES THEREOF.....	TOTAL	64,841	65,568

TABLE - 6 SHIPMENTS OF MERCHANDISE FROM PUERTO RICO TO VIRGIN ISLANDS, BY COMMODITY:
FISCAL YEAR 2003

COMM CODE	DESCRIPTION	UNIT	QUANTITY	VALUE - $
7906000000	ZINC TUBES, PIPES AND TUBE OR PIPE FITTINGS	KG	64,841	65,568
	TIN AND ARTICLES THEREOF.....	TOTAL		6,677
8006000000	TIN TUBES AND PIPES INCLDG PIPE A TUBE FITTINGS	KG	558	2,952
8007000000	OTHER ARTICLES OF TIN, NESOI	X		3,725
	TOOLS, IMPLEMENTS,CUTLERY, SPOONS AND FORKS, OF BASE METAL; PARTS THEREOF OF BASE METAL.....	TOTAL		169,967
8205200000	HAMMERS A SLEDGE HAMMERS A PARTS, BASE METAL	X		39,000
8205591000	PIPE TOOLS AND PARTS THEREOF, BASE METAL	X		10,187
8205700090	CLAMPS AND SIMILAR HANDTOOLS, NOT VISES, AND PARTS	X		8,487
8207192030	ROTRY DRLL BTS, CORE BTS REAMRS, BSE METL, AND PTS	NO	1	8,573
8207400000	TOOLS FOR TAPPING OR THREADING, PTS, OF BS MTL	X		8,400
8208900000	OTH KNVS A CTTNG BLDS F MACH OR MECH EQP, PTS B MT	X		6,937
8211930001	KNIVES HAVING OTHER THAN FIXED BLADES	NO	1,246	16,278
8212900000	PARTS FOR RAZORS EXC BLADES	X		72,105
	MISCELLANEOUS ARTICLES OF BASE METAL.....	TOTAL	23,768	177,562
8301200000	LOCKS OF A KIND USED ON MOTOR VEHICLES, BASE METAL	KG	187	7,880
8301406030	DOOR LOCKS, LOCKSETS AND OTH BS MTL LOCKS FR DOORS	KG	61	3,942
8301406060	OTHER LOCKS OF BASE METAL, NESOI	KG	6,800	16,260
8302104030	HINGES AND PARTS, BASE METAL, FOR DOORS	KG	5,735	9,200
8302300000	OTH BS METL MOUNTNGS FTTNGS ETC FOR MOTOR VEHICLES	KG	5,000	34,833
8302418035	OTH BASE METL MOUNTNGS FTTNGS ETC FOR DOORS	KG	1,001	4,310
8302418055	OTH BASE METL MNTNGS FTTNGS ETC	KG	337	14,760
8302418075	OTH BS METL MNTNGS FTTNGS ETC FOR BUILDINGS, NESOI	KG	1,156	23,120
8302497500	OTHER BASE METAL MOUNTINGS, FITTINGS ETC, NESOI	KG	224	8,050
8302500000	HAT-RACKS HAT PEGS BRCKTS ETC PARTS, BASE METAL	KG	1,524	3,375
8303000000	SAFES, CASH OR DEED BOXES ETC A PRTS, BASE METAL	KG	1,304	26,649
8306210000	STATUETTES A OTH ORNAMNTS A PRTS PLTD W PREC METAL	KG	175	10,170
8307100000	FLEXIBLE TUBING OF IRON OR STEEL	KG	15	3,234
8310000000	SGN PLTS NOS A SMBLS ET BM EXCPT OF HDG 9405	KG	249	11,779
	MACHINERY AND MECHANICAL APPLIANCES; ELECTRICAL EQUIPMENT;PARTS THEREOF; SOUND RECORDERS AND REPRODUCERS, TELEVISION IMAGE AND SOUND RECORDER, AND REPRODUCERS, AND PARTS AND ACCESSORIES OF SUCH ARTICLES.....	TOTAL		13,658,801
	NUCLEAR REACTORS,BOILERS,MACHINERY AND MECHANICAL APPLIANCES; PARTS THEREOF.....	TOTAL		6,368,852
8404900000	PARTS FOR AUX PLT FOR BLRS,COND FOR STM,VPR PR UNT	X		6,310
8405100000	PRODUCER GAS,WTR GAS,ACETYLENE GAS,WTR PRO GAS GEN	X		6,892
8406900080	PARTS FOR OTHER THAN STEAM VAPOR TURBINES	X		13,649
8407210000	OUTBOARD ENGINES FOR MARINE PROPULSION	NO	14	70,091
8407325000	SP-IGN REC PISTON ENG,>50 BUT =<250 CC, NESOI	NO	1	3,872
8407342030	SP-IG ENG F RD TR,BUS,AUTO,TRUCK,>1000 & <=2000 CC	NO	11	20,195
8407345000	SP-IG REC PISTON ENG, OV 1000 CC, NESOI	NO	1	2,898
8408100030	COMP-IGNI PST ENG,MARINE,EXC223.8KW,NOT EXC 373 KW	NO	1	15,390
8408202000	COMP-IGN ENG FR PROP VEH CH87,RD TR,BUS,AUTO,TRUCK	NO	5	27,402
8408205000	DIESEL ENG FOR VEHICLES OF CHAPTER 87, NESOI	NO	1	6,500
8408901000	DIESEL ENGINES FOR AGR OR HORT MACH AND EQUIP	NO	4	6,052
8408909050	COMP-IGN INT COMB PST ENG,NESOI,EXCEEDING 1,119 KW	NO	4	72,000
8409100040	PARTS FOR SPARK-IG OR COMP-IG PST ENG FOR CIV A/C	KG	17	8,287
8409916000	PARTS F SPARK IG ENG FOR MARINE PROPULSION	KG	96	2,529
8409994000	PARTS F DIESEL ENG F ROAD TR, BUS, AUTO, TRUCK	KG	19	3,091
8409998000	PARTS FOR DIESEL ENGINES, NESOI	KG	1,746	35,000
8410900000	PARTS, INC REGULATORS, FOR HYDRAULIC TURB & WTR WH	X		10,464
8411917010	PARTS OF TURBOJET & TURBOPROPELLER A/C ENG,CIVIL	X		27,970
8412809000	ENGINES AND MOTORS, NESOI	X		2,670

TABLE - 6 SHIPMENTS OF MERCHANDISE FROM PUERTO RICO TO VIRGIN ISLANDS, BY COMMODITY:
FISCAL YEAR 2003

COMM CODE	DESCRIPTION	UNIT	QUANTITY	VALUE - $
8412901000	PARTS OF HYDROJET ENGINES FOR MARINE PROPULSION	X		4,300
8412909015	PRTS OF HYDRLC ENGNS AND MTRS, EXCPT LINR NESOI	X		5,022
8412909080	PARTS OF ENGINES AND MOTORS, NESOI	X		41,885
8413110000	PUMPS FOR DISPENSING FUEL OR LUBRICANTS,GARAGE USE	NO	16	46,760
8413309000	FUEL,LUBRICAT OR COOLING MED PUMPS,EXC FUEL-INJECT	NO	7	5,450
8413400000	CONCRETE PUMPS	NO	1	12,000
8413500050	DIAPHRAGM PUMPS, RECIPROCAT POSITIVE DISPLACEMENT	NO	1	2,993
8413702004	SUBMERSIBLE PUMPS, CENTRIFUGAL	NO	4	32,500
8413702030	CENTRIFUGAL PUMPS FOR LIQUIDS, SING-STAGE,DBL-SUC	NO	2	3,060
8413810040	PUMPS FOR LIQUIDS, NESOI	NO	5	61,800
8413919050	PARTS OF HYDRAULIC FLUID POWER PUMPS	X		47,344
8413919520	PARTS, NESOI, OF PUMPS FOR LIQUIDS	X		9,622
8414100000	VACUUM PUMPS	NO	1	13,130
8414304000	COMPRESSORS, REFRIG AND AIR-COND, NOT EXC 1/4 HP	NO	1	4,095
8414308020	COMPRESSORS, REFRIG & AIR COND,SCREW TYP,EXC 200HP	NO	5	8,290
8414308050	COMPRESSORS, REF & A/C,EXC AMMONIA,EXC 1/4N/EXC1HP	NO	6	2,970
8414308090	COMPRESSORS, REFRIGERATING & AIR-CONDITION, AMMONI	NO	1	12,400
8414400000	AIR COMPRESSORS MOUNT ON WHEEL CHASSIS FOR TOWING	NO	1	4,419
8414510010	FANS FOR PERMANENT INSTALLATION,ELEC MOTOR =< 125W	NO	50	3,250
8414801690	AIR COMPRESSORS, PORTABLE,NESOI	NO	29	455,812
8414902095	PARTS NESOI OF COMPRESSORS, NESOI	X		15,084
8415103060	AIR-COND,WIND/WALL,SELF-CONTAIN (2.93-4.98 KW/HR)	NO	85	59,144
8415103080	AIR-COND,WIND/WALL,SELF-CONTAIN GE 4.98 KW/HR	NO	66	37,058
8415106000	AIR COND MACH INC REFRIG UNIT, REV HEAT PUMP,WINDO	NO	65	46,630
8415109000	AIR COND MACH, WNDW WALL TYPE,NOT SLF CNTD, NESOI	NO	219	126,160
8415820105	AR-CND,SLF-CNTN,RMT COND,EXC YR-RND LE 17.58KW/HR	NO	246	176,625
8415820110	AR-CND,SLF-CNT,RMT COND,EXC YR-ROUND GT 17.58KW/HR	NO	7	13,693
8415820130	ROOM FAN COIL UNITS FOR USE WITH WATER CHILLERS	NO	26	25,148
8415820140	ROOM,CENTRL STAT A/C UNITS USED WITH WATER CHILLER	NO	1	5,800
8415830050	CONDENSING UNIT NOT EXC 17.58 KW/HR (60000 BTU/HR)	NO	47	81,554
8415830060	CONDENSING UNIT EXCDING 17.58 KW/HR NO REFRG UNIT	NO	9	16,420
8415830070	HEAT EXCHANGERS, NOT INC A REFRIG UNIT, NESOI	NO	6	6,560
8415908025	AIR CONDITIONING EVAPORATOR COILS	NO	4	2,950
8415909000	PARTS, NESOI, OF AIR CONDITIONING MACHINES	X		27,037
8418210090	REFRIG,HOUSEHOLD, COMP TYP, VOL 382 LITERS & OVER	NO	5	9,003
8418290000	REFRIGERATORS, HOUSEHOLD TYPE, NESOI	NO	2	9,704
8418400000	FREEZERS,UPRIGHT,CAPACITY NOT EXCEED 900 LITERS	NO	22	7,691
8418500040	FREEZING DISPLAY COUNTERS, CABINETS, SHOWCASES	NO	1	5,055
8418500080	REFRIGERATING DISPLAY COUNTERS, CABINETS,SHOWCASES	NO	1	3,026
8418990060	PARTS,REFRIG,FREEZERS & OTHER REFRIG ORFREEZ EQUIP	X		4,200
8419190080	INSTANTANEOUS OR STORAGE WATER HEATERS,NESOI,NELEC	NO	35	3,974
8419200000	MEDICAL, SURGICAL OR LABORATORY STERILIZERS	NO	23	13,157
8419815000	COOKING STOVES,RANGES & OVENS,EXC MICROWAVE,INDUST	NO	1	2,955
8419909550	PARTS F MCH OR EQUIP F TREAT MTL BY TEMP CHG,NESOI	X		15,912
8420990000	PARTS,NESOI,F FOLLING MACH, EXC F METALS OR GLASS	X		12,059
8421190000	CENTRIFUGES, NESOI	NO	1	9,328
8421398090	FILTERING OR PURIFYING MACH & APPARATUS,GAS, NESOI	X		17,250
8421990040	PARTS OF FILTERING AND PURIFYING APPARATUS	X		4,773
8423810030	DIGITAL ELEC RETAIL SCALES COMPUTING,WGHT N/EX30KG	NO	2	4,800
8423890000	WEIGHING MACHINERY, NESOI	NO	1	2,765
8423900040	DIGITAL WEIGHT INDICATORS	NO	1	18,690
8424309000	STEAM AND SIMILAR JET PROJECTING MACHINES, NESOI	X		2,910
8425420000	JACKS AND HOISTS,HYDRAULIC,EXC BLT-IN JACK SYSTEMS	NO	7	6,073
8427204000	SELF-PROPELLED FORKLIFTS, RIDING, COUNTERBALANCED	NO	1	32,500
8429200000	GRADERS AND LEVELERS, SELF-PROPELLED	NO	2	119,000
8429400020	TAMPING MACHINES AND ROAD ROLLERS, VIBRATORY, NEW	NO	2	159,772
8429400060	TAMPING MACHINES AND ROAD ROLLERS, USED OR REBUILT	NO	1	34,500
8429511005	INTEGR TRATOR SHOVL LOAD,REAR ENG MT, 2WHEEL DR,NE	NO	8	357,987
8429511030	SHOV LDR,REAR ENG MT,4WH DR,CAP2.2M3UNDER2.9M3,NEW	NO	1	54,500
8429511040	SHOV LDR,REAR ENG MT,4WH DR,CAP3.8M3UNDER5.2M3,NEW	NO	2	291,500
8429511060	FRONT-END SHOVEL LOADERS, WHEEL TYPE, NEW, NESOI	NO	9	361,074
8429515060	FRONT-END SHOVEL LOADERS, USED OR REBUILT, NESOI	NO	2	108,150
8429595040	DITCHERS AND TRENCHERS, EXCEPT LADDER TYPE, NEW	NO	11	741,730
8429595060	MECH SHVL,EXCAVAT,SHVL LOAD,EXC 360 REVOL STUR,NEW	NO	1	20,000
8429595080	MECH SHVL,EXCAVAT,SHV LOAD,EX360 REVOL STUR,USED	NO	1	148,000
8431100090	PARTS OF WINCHES, CAPSTANS AND JACKS	X		12,800
8431390010	PARTS OF PNEUMATIC ELEVATORS AND CONVEYORS	X		26,825
8431390090	PTS OF LFT,HANDL,LOAD OR UNLOAD MACH HEAD8428NESOI	X		32,452

TABLE - 6 SHIPMENTS OF MERCHANDISE FROM PUERTO RICO TO VIRGIN ISLANDS, BY COMMODITY:
FISCAL YEAR 2003

COMM CODE	DESCRIPTION	UNIT	QUANTITY	VALUE - $
8431438090	PTS OF BORIN,SINKIN MAC OF SUBHEAD 8430.41,8430.49	X		19,242
8431491060	PTS OF MOBIL LFT FRME,STRAD CARR & WRKS TRKS/CRANE	X		5,010
8431499037	PARTS OF BACKHOES,SHOVELS,CLAMSHELLS AND DRAGLINES	X		5,932
8431499057	PARTS, NESOI, OF MACHINERY OF HEADING 8429 OR 8430	X		176,402
8432290040	CULTIVATORS, TRACTOR DRAWN OR FOR TRACTOR MOUNTING	NO	1	4,500
8438800000	IND PREP,MANUF FOOD,DRINK EXC EXT,PREP ANIM,VEG OL	NO	22	6,500
8441800000	MACH FR MAKE UP PAPER PULP,PAPER,PAPERBRD	NO	1	2,800
8442400000	PARTS OF MACH & EQUIP F MAKE PRINT BLOCKS, ETC	X		2,774
8450120000	WASH MAC WITH BLT-IN CENT DRY,CAP NOT EXC 10 KG	NO	4	3,056
8450200090	WASH MACH,CAP EXC 10KG, HOUSEHOLD,LANDRY-TYP,NESOI	NO	8	3,120
8456100000	LASER OR OTHER LIGHT OR PHOTON BEAM MACHINE TOOLS	NO	3	60,000
8462390050	SHEARING MAC,EXC COMB,MTL REMOV,EX N/C, $3025 OV,	NO	2	7,350
8465100050	MAC WRK CORK,BONE,ETC,MACHIN OPERATION NO TOOL CHG	NO	2	20,000
8465920041	JOINTERS, WOODWORKING, NEW	NO	1	7,500
8466939000	PARTS F MACH OF HEADING 8456 TO 8461,EXC GEAR CUT	KG	3,610	26,515
8467891000	HAND TLS, SLF-CONTAIN NONELEC MTRS, MTLWRKIN,NESOI	NO	3	5,761
8469120000	AUTOMATIC TYPEWRITERS	NO	8	4,496
8470500020	POINT-OF-SALE TERMINAL TYPE CASH REGISTERS	NO	1	3,995
8471100000	ANALOG OR HYBRID ADP MACHINES	NO	12	101,652
8471300000	PORT DIGTL AUTOMATIC DATA PROCESS MACH NOT > 10 KG	NO	7	16,567
8471410035	DIGITAL ADP MCH W CPU & INPUT/OUTPUT UNT,COLOR CRT	NO	4	3,245
8471410065	DIGITAL ADP MCH W CPU & INPUT/OUTPUT,CRT EXC COLOR	NO	1	3,420
8471491095	DGTL PROC UNT W SYST STORG,INPUT,OUTPT UNT,W/O CRT	NO	12	13,316
8471492900	DISP UNIT,NESOI,EXPORTED WITH REST OF ADP SYSTEM	NO	1	4,809
8471493100	LASER TYPE PRINT UNTS,PROD >20 PAGES, ENT WITH SYS	NO	9	9,555
8471494200	OPTICAL SCANNERS & MAGNETIC INK REC DEV,PT OF SYST	NO	25	28,525
8471500065	DIGTL PROC UNT W STORGE,INPT/OTPT,CRT EX COL,NESOI	NO	4	25,000
8471500085	DIGITAL PROCESSING UNITS, NESOI	NO	25	41,796
8471601095	COMB INPUT/OUTPUT UNITS W/OUT CATHODE RAY TB,NESOI	NO	2	3,196
8471605100	LASER PRINTER UNTS,PROD >20 PGS,INC TRANS,CONT,PRT	NO	2	2,557
8471605200	LASER TYPE PRINTER UNITS, PROD < 20 PAGE,W/TRAN/PR	NO	23	128,089
8471606100	LASER TYPE PRINTER UNITS,PRODUCING > 20 PAGES, MIN	NO	15	110,754
8471606790	OTHER PRINTER UNITS, NESOI	NO	1	2,600
8471608000	OPTICL SCANNERS & MAGNETIC INK RECONITON DEV,NESOI	NO	9	25,267
8471704065	HARD MAGNETIC DISK DR UNT,NO CABNT/POWER SUP,NESOI	NO	1	3,313
8471801000	CONTROL OR ADAPTOR UNITS OF ADP MACH, NESOI	NO	2	17,443
8471900000	ADP MAC&UNTS THEREOF;MAG/OPT RDER,TRNSCRB,PROC DAT	NO	5	40,527
8472901000	AUTOMATIC TELLER MACHINES	NO	1	6,597
8472909000	OFFICE MACHINES, NESOI	NO	4	18,053
8473300000	PARTS & ACCESSORIES FOR ADP MACHINES & UNITS	X		482,931
8473408000	PARTS AND ACCESSORIES OF GOODS OF SUB 8472.90.80	X		18,980
8473500000	PTS SUITBLE FR USE W MAC OF 2/MORE HEAD 8469-8472	X		19,454
8474900020	PARTS OF MACH FOR CRUSHING OR GRINDING MINERALS	X		5,695
8475901000	PARTS OF MACH F ASSEN ELEC LAMPS, ETC IN GLASS ENV	X		16,000
8477590000	MACH, NESOI, F MOLDG OR FORMG RUBBER OR PLASTICS	NO	16	4,660
8477800000	MACH, NESOI, FOR WORKING RUBBER OR PLASTICS	NO	1	10,000
8477900090	PARTS, NESOI, OF MACH F WORKING RUBBER OR PLASTICS	X		31,920
8479820040	MIXING, KNEADING OR STIRRING MACHINES, NESOI	NO	2	4,034
8479899897	MACHINES AND MECHANICAL APPLIANCES, NESOI	NO	1	10,855
8479909440	PARTS OF INDUSTRIAL ROBOTS, NESOI	X		4,500
8479909465	PARTS OF MACH/MECHANICAL APPL FOR TREAT MTL,NESOI	X		62,706
8479909480	OTHER PARTS OF MACH & MECHANICAL APPLIANCES	X		41,349
8479909495	OTHER PARTS OF MACH & MECHANICAL APPLIANCES	X		16,378
8481100020	PRESSURE-REDUCING CONTROL VALVES, FLUID POWER TYPE	NO	1	15,684
8481100090	OTHER PRESSURE-REDUCING VALVES, NESOI	NO	7	7,384
8481200070	PNEUMATIC VALVES, NESOI, DIRECTIONAL CONTROL	NO	377	11,605
8481302090	CHECK VALVES OF STEEL	NO	813	11,663
8481400000	SAFETY OR RELIEF VALVES	NO	2	24,491
8481801085	BALL TYPE VALVES, ETC, COPPER, HD OP,850 KPA & OV	NO	5	6,744
8481803090	TAPS,COCKS AND VALVES, NESOI, OF STEEL, HD OP	NO	1,492	29,640
8481909090	PARTS OF TAPS,COCKS,VALVES, ETC, NESOI	KG	961	45,705
8482105028	ANGULAR CONTACT BALL BEARINGS, NESOI	NO	3	7,000
8483101050	CAMSHAFTS AND CRANKSHAFTS, F SPARK IGN ENG, NESOI	NO	1	2,895
8483200010	HOUSED BEARINGS INCORPORATING BALL BEARINGS	NO	336	49,120
8483308090	PLAIN SHAFT BEARINGS WITHOUT HOUSING, NESOI	NO	1	4,890
8483401000	TORQUE CONVERTERS	NO	1	3,111
8483901000	CHAIN SPROCKETS AND PARTS THEREOF	KG	252	2,752
8484200000	MECHANICAL SEALS	NO	21,549	19,110

TABLE - 6 SHIPMENTS OF MERCHANDISE FROM PUERTO RICO TO VIRGIN ISLANDS, BY COMMODITY:
FISCAL YEAR 2003

COMM CODE	DESCRIPTION	UNIT	QUANTITY	VALUE - $
8485100000	SHIPS' PROPELLERS AND BLADES THEREFOR	X		6,500
8485900080	MACH PARTS W/O ELEC FEATURE NOT SPECIFIED IN CH 84	X		7,520
	ELECTRICAL MACHINERY AND EQUIPMENT AND PARTS THEREOF;SOUND RECORDERS AND REPRODUCERS,TELEVISION IMAGE AND SOUND RECORDERS AND REPRODUCERS, AND PARTS AND ACCESSORIES OF SUCH ARTICLES.....	TOTAL		7,289,949
8501106080	ELEC MOTORS 18.65-37.5W, NESOI	NO	31	3,266
8502110000	GENERATING SETS, ELC, DIESEL, =< 75KVA OUTPUT	NO	1	14,500
8502120000	GENERATING SETS, ELC, DIESEL, > 75KVA BUT =<375KVA	NO	5	336,600
8503006040	PARTS OF GENERATORS O/T COMMUTATORS	X		4,627
8503006060	OTHER PARTS FOR MACHINES IN 8501 AND 8502	X		28,271
8504312000	TRANSFORMERS, NESOI, UNRATED	NO	1	4,897
8504314035	TRANSFORMERS, NESOI, LESS THAN 40 VA	NO	290	5,381
8504320000	TRANSFORMERS, NESOI,> 1 KVA BUT =< 16 KVA	NO	6	35,580
8504330040	TRANSFORMERS, NESOI, > 50 KVA BUT =< 500 KVA	NO	2	49,400
8504406007	POWER SUPPLIES FOR PHYS INCORP INTO ADP,50W - 150W	NO	72	2,685
8504408500	STATIC CONVRTRS,NESOI,TELECOMMUNICATION APPARATUS	NO	16	9,324
8506100000	PRIMARY CELLS AND BATTERIES, MANGANESE DIOXIDE	NO	648,400	462,782
8506900000	PRIMARY BATTERY AND CELL PARTS	X		19,366
8507100060	LEAD-ACID BATTERIES, NEW, 12 VOLTS, >6KG	NO	563	18,839
8507200040	LEAD ACID STORAGE BATTERIES, NESOI, NEW, 12 VOLTS	NO	156	5,182
8507300000	NICKEL-CADMIUM STORAGE BATTERIES	NO	3,972	158,880
8507800000	OTHER STORAGE BATTERIES	NO	51	13,649
8509100040	ELECTRIC VACUUM CLEANERS, NESOI	NO	6	14,590
8509800091	ELECTROMECHANICAL DOMESTIC APPLIANCES, NESOI	NO	1,120	70,000
8511500000	INTERNAL COMBUSTION ENGINE GENERATORS,NESOI	NO	4	60,000
8512202000	MOTOR VEHICLE LIGHTING EQUIPMENT	X		5,000
8514100000	INDUSTRIAL, LABORATORY FURNACES, OVENS, RESISTANCE	NO	1	5,001
8515190000	BRAZING OR SOLDERING MACHINES, NESOI	NO	45	22,000
8515310000	ELECTRIC WELDERS, ARC, FULL OR PARTLY AUTOMATIC	NO	4	53,600
8515800080	ELEC WELDING MACHINES,NESOI; METAL SPRAYING EQ	NO	5	6,324
8515902000	PARTS OF WELDING MACHINES AND APPARATUS	X		3,044
8516100040	ELECTRIC STORAGE WATER HEATERS	NO	24	3,068
8516100080	ELECTRIC WATER HEATERS, NESOI, AND IMMERSION HEATE	NO	426	19,411
8516210000	ELECTRIC STORAGE HEATING RADIATORS	NO	4	7,608
8516500000	MICROWAVE OVENS	NO	2	2,890
8516604000	ELECTRIC COOKING STOVES, RANGES AND OVENS	NO	1	3,645
8516720000	ELECTRIC TOASTERS	NO	3	2,728
8517110000	LINE TELEPHONE SETS WITH CORDLESS HANDSETS	NO	453	97,105
8517190000	VIDEOPHONES	NO	243	79,865
8517302500	ELECTRONIC KEY TELEPHONE SYSTEMS	NO	11	7,760
8517303000	TELEGRAPHIC SWITCHING APPARATUS	NO	2	42,600
8517305000	TELEGRAPHIC SWITCHING APPARATUS	X		18,900
8517501000	MODEMS,OF A KIND USED WITH ADP EQP.IN HEADING 8471	NO	1	3,130
8517509000	TELEGRAPHIC APPARATUS FOR DIGITAL LINE SYSTEMS	X		2,749
8517801010	TELEPHONIC INTERCOM SYSTEMS	NO	23	4,543
8517801020	TELEPHONIC APPARATUS, NESOI	X		52,000
8517902000	PARTS FOR TELEPHONIC SWITCHING APPARATUS	X		3,914
8517905000	PARTS,NESOI,FOR TELEPHONIC APPARATUS	X		131,078
8517909000	PARTS FOR TELEGRAPHIC APPARATUS	X		4,041
8518302000	OTHER HEADPHONES,EARPHONES, MICROPHONE/SPEAKER	NO	686	58,000
8518402000	AUDIO FREQUENCY ELECTRIC AMPLIFIERS, NESOI	NO	1	2,580
8518901000	PARTS OF TELEPHONE HANDSETS AND REPEATERS	X		12,000
8519990070	SOUND REPRODUCING APPARATUS,NESOI	NO	20	4,080
8520900080	OTHER MAGNETIC SOUND RECORDING OR REPRODUCING EQUI	NO	420	58,726
8521100000	VIDEO RECORDING OR REPRODUCING APP, MAGNETIC TAPE	NO	65	9,005
8521900000	VIDEO RECORDING OR REPRODUCING APP,EXC MAGNET TAPE	NO	14	5,199
8523300000	UNRECORDED, CARDS INCORPORATING A MAGNETIC STRIPE	NO	271	50,000
8523900000	UNRECORDED MAGNETIC MEDIA, NESOI	X		4,450
8524310070	LASER DISCS,NOT FOR REPRODUCING SOUND/IMAGE, NESOI	NO	13	26,031
8524320000	LASER DISC FOR REPRODUCING SOUND ONLY	NO	41,592	462,709
8524398000	DISCS FOR LASER READING SYSTEMS, NESOI	NO	605	9,585
8524511000	NEWS SOUND RECORDINGS RELATING TO CURRENT EVENTS	NO	1	3,945
8524522000	OTHR MAGNET TAPE RECORDNG >4MM =<6.5MM,EXCEP VIDEO	NO	31,965	414,002

TABLE - 6 SHIPMENTS OF MERCHANDISE FROM PUERTO RICO TO VIRGIN ISLANDS, BY COMMODITY:
FISCAL YEAR 2003

COMM CODE	DESCRIPTION	UNIT	QUANTITY	VALUE - $
8524990000	RECORDED MEDIA, NESOI	NO	2	6,165
8525102010	APPARATUS FOR RECEP OF TV SIGNALS BY TV SATELLITE	NO	18	72,880
8525102050	OTHER TRANSMISSION APPARATUS FOR TELEVISION	X		21,715
8525106090	RADIO TRANSMITTERS FOR FREQ EXCEEDING 1000 MHZ	NO	16	196,720
8525108040	COMMUNICATIONS TRANSMISSION APPARATUS,NESOI	X		2,612
8525203040	RADIO TRANSCIEVERS, MARINE VHF-FM	NO	1	26,000
8525209040	RADIO PHONES, NT MOTOR VHCL, PBLIC CELLULAR SRVCE	NO	1,096	125,123
8525209080	TRANSMISSION APPTS INCORPORATING RECEIVERS,NESOI	X		1,297,697
8525404000	DIGITAL STILL IMAGE VIDEO CAMERAS	NO	1,158	636,970
8525408020	8MM CAMCORDERS	NO	76	41,740
8526910010	RADIO NAVIGATIONAL AID APPARA FOR CIVIL AIRCRAFT	NO	1	8,972
8528123000	RECEP APP FOR TV,COLOR,INC VIDEO RCRDNG/REPROD APP	NO	16	10,387
8528126005	03TV RCRS,CLR,W/PCTR TUBE,W/RDOBRDCST RCVRS/SND RC	NO	36	52,538
8528126010	RECEP APP FOR TV,COLOR, HAVNG PICTURE TUBE, < 52CM	NO	46	18,595
8528126040	RECEP APP FOR TV,COLOR,HAVNG A PICTURE TUBE > 52CM	NO	57	29,307
8528126057	RECEPT APP FOR TV,COLOR,NESOI,WITHOUT PICTURE TUBE	NO	6	9,121
8528130015	RECEP APP FR TV,MONOCHRME,W/ RDIO RECV/SND/VD/RPRD	NO	6	15,168
8528305550	VIDEO PROJECTORS, COLOR	NO	6	17,303
8529102020	TELEVISION ANTENNAS, RECEIVING ONLY	NO	5	3,500
8529102090	TELEVISION ANTENNA REFLECTORS	X		11,412
8529106000	ANTENNAS & PARTS,NESOI,FOR HOG 8525 TO 8528	X		11,580
8529903800	PARTS,NESOI,FOR TV APPARATUS, HEADINGS 8525-8528	X		7,475
8529904720	PARTS FOR RADAR APPARATUS	X		10,731
8529905002	PARTS, NESOI, OF APPARATUS IN HEADINGS 8525 TO 852	X		47,635
8530100000	ELECTRICAL SIGNALING OR TRAFFIC CONTROL EQPT RAIL	X		47,635
8531100035	BURGLAR ALARMS, ELECTRIC	NO	5	5,737
8531100045	BURGLAR OR FIRE ALARMS AND SIMILAR APPARATUS,NESOI	NO	142	83,955
8531800025	INDICATOR PANELS, NESOI	X		30,000
8531900002	PARTS,NESOI,OF ELEC SOUND OR VISUAL SIGNAL APPARAT	X		7,596
8534000020	PRINTED CIRCUITS OF PLASTIC/GLASS =>3 LAYERS, CNDT	NO	1	3,600
8534000095	PRINTED CIRCUITS, NESOI	NO	48	293,609
8535290040	AUTOMATIC CIRCUIT BREAKERS NESOI > 72.5 KV < 345 K	NO	1	5,800
8535400000	LIGHTNING ARRESTERS,VOLTAGE LIMITERS,SURGE SUPPRES	X		5,330
8535908020	TERMINALS, ELC SPLICES AND ELC COUPLINGS	NO	10	8,000
8535908060	ELECT SWITCHING & CIRCUIT PROTECTION APPRTS, NESOI	NO	1	4,271
8536200040	AUTOMATIC CIRCUIT BREAKERS =< 1000 V, NESOI	NO	60	2,760
8536490075	RELAYS > 60 V, ELECTROMECHANICAL	NO	4	4,616
8536504000	MOTOR STARTERS	NO	1	4,108
8536509065	OTHER SWITCHES, VOLTAGE NOT EXCEEDING 1000V, NESOI	NO	11	12,015
8536694010	ELECTRICAL CONNECTORS, COAXIAL TYPE, <= 1,000 V	NO	1	2,951
8536904000	TERMINALS,ELECTR SPLICES & COUPLINGS,WAFER PROBERS	X		8,560
8537106000	MOTOR CONTROL CENTERS FOR A VOLTAGE NOT EXC. 1000V	NO	1	6,800
8537109050	ELECTRICAL PANEL & DISTRIBUTION BOARDS =< 1000 V	NO	5	2,610
8537109060	PROGRAMABLE CONTROLLERS	NO	12	13,642
8538907020	PARTS OF AUTO CIR BREAKERS FOR HEAD 8535/8536/8537	X		2,830
8539310000	DISCHARGE LAMPS, (EX ULTRAVIOLET), FLUORESCENT	NO	208	7,694
8542100000	CARDS INCORP. ELEC. INTEGRATED CRCT (SMART CARDS)	NO	1	4,900
8542214000	MNLTHC INTGRD CRCTS,DGTL,HIDEF TV,GT 100000 GATES	NO	1	4,899
8542218091	MNLITHIC I/C'S DGTL, MEMORY, EXC SLCON, NESOI	NO	1	3,000
8542700000	ELECTRONIC MICROASSEMBLIES	NO	1,032	25,713
8542900000	ELECTRONIC INTEGRATED CIRCUITS AND MCRSSMBLS PARTS	X		7,935
8543892000	PHYSICAL VAPOR DEPOSITION (PVD) APPARATUS, NESOI	NO	12	317,000
8543894000	ELECTRIC SYNCHROS & TRANSDUCERS,FLIGHT DATA RECORD	X		3,385
8543899690	ELECTRICAL MACHINES AND APPARATUS,NESOI	X		65,975
8543908040	PARTS FOR PARTICLE ACCELERATORS	X		3,120
8544190000	INSULATED WINDING WIRE, NESOI	KG	1,273	12,797
8544200000	INSULATED COAXIAL CABLE AND COAXIAL ELECTRICAL CDT	KG	1,310	15,598
8544490000	INSULATED ELECTRIC CONDUCTORS =< 80 V NESOI	KG	186	7,000
8544510000	ELECTRICAL CONDUCTORS > 80 BUT =< 1000V W CNCTRS	X		5,000
8544700000	INSULATED OPTICAL FIBER CABLES WITH INDVULY SH FBR	FBM	14,063	15,205
8547900040	ELECTRICAL CONDUIT LINED WITH INSULATION, JS NESOI	KG	1,156	4,844
8548900000	ELECTRICAL PARTS OF MACHINERY NESOI IN CHAPTER 85	X		527,978
	VEHICLES,AIRCRAFT,VESSELS AND ASSOCIATED TRANSPORT EQUIPMENT.....	TOTAL		

TABLE - 6 SHIPMENTS OF MERCHANDISE FROM PUERTO RICO TO VIRGIN ISLANDS, BY COMMODITY:
FISCAL YEAR 2003

COMM CODE	DESCRIPTION	UNIT	QUANTITY	VALUE - $
	RAILWAY OR TRAMWAY LOCOMOTIVES, ROLLING STOCK AND PARTS THEREOF; RAILWAY OR TRAMWAY TRACK FIXTURES AND FITTINGS AND PARTS THEREOF; MECHANICAL(INCLUDING ELECTROMECHANICAL) TRAFFIC SIGNALING EQUIPMENT OF ALL KINDS.....	TOTAL		3,231
8607199000	PARTS OF TRUCK ASSEMBLIES, NESOI	X		3,231
	VEHICLES,OTHER THAN RAILWAY OR TRAMWAY ROLLING STOCK,AND PARTS AND ACCESSORIES THEREOF.....	TOTAL		13,783,308
8701200015	TRACTORS,ROAD,SEMI-TRL,GVW <=36287 KG, GAS OR DSL	NO	1	27,940
8701300090	TRACK-LAYING TRACTORS,USED,OTHR THN 8709	NO	1	9,933
8701901070	TRCTS,AGRL USE, NEW,EXC TRACK-LAYING AND PTO TYPE	NO	1	25,000
8701901090	TRCTS,AGRL USE, USED, EXC TRACK-LAYING TYPE	NO	1	10,500
8703230010	MOTOR HOMES,SPK.IGN.NEW,>=1500CC AND <=3000CC DSPL	NO	1	5,400
8703230020	VEHICLES,NESOI,NEW,ENG EXC 1,500,EXC 3,000CC<=4CYL	NO	100	1,228,180
8703230060	VEHICLES,NESOI,NEW,ENG EXC >1500<=3000CC,>4<= 6CYL	NO	335	5,516,158
8703230075	VEHICLES,NESOI,NEW,ENG >1500,<=3000CC, >6 CYLINDES	NO	1	64,000
8703230090	VEHICLES,NESOI,USED,ENG EXC 1500,NOT EXC 3000 CC	NO	150	2,716,704
8703240060	PASS VEH,SPARK IGN,NESOI,NEW,>=3000 CC, 6CYL	NO	5	90,413
8703240090	PASS MTR VEH, SPARK IGN, OVER 3000 CC, USED	NO	1	24,911
8703330010	AMBULANCES, HEARSES, PRISON VANS OVER 2500CC NEW	NO	4	89,344
8703330045	PASS MTR VEH, DIESEL ENG, OVER 2500 CC, NEW	NO	70	1,098,338
8703330085	PASS MTR VEH, DIESEL ENG, OVER 2500 CC, USED	NO	163	2,619,443
8705900000	SPECIAL PURPOSE VEHICLES, NESOI	NO	1	2,800
8708406000	GEAR BOXES FOR VEHICLES,NESOI,OF 8701 TO 8705	X		3,447
8708925000	MUFFLERS AND EXHAUST PIPES FOR VEHICLES, NESOI	X		9,959
8708990010	PARTS AND ACCESSORIES NESOI,FOR TRACTORS NESOI	X		11,584
8708998075	PARTS AND ACESSORIES FOR VHCLS 8701 TO 8705, NESOI	X		126,536
8711200000	MOTORCYCLES (INCLUDING MOPEDS),CYCL,EXC50CC,NT250C	NO	1	5,400
8711900000	MOTORCYCLES (INCLUDING MOPEDS), NESOI	NO	1	3,308
8713100000	INVALID CARRIAGES, NOT MECHANICALLY PROPELLED	NO	4	2,990
8714200000	PARTS AND ACCESSORIES OF INVALID CARRIAGES	KG	18	4,220
8716390040	TRAILERS AND SEMI-TRAILERS, NESOI, VAN TYPE, NESOI	NO	1	16,800
8716400000	TRAILERS AND SEMI-TRAILERS, NESOI	NO	1	70,000
	AIRCRAFT,SPACECRAFT,AND PARTS THEREOF.....	TOTAL	416	69,384
8803300010	OTHER PARTS,NESOI,OF CIVIL AIRPLANES/HELICOPTERS	KG	411	66,441
8803909010	OTH PRTS,NESOI,FOR CIVIL AIRCRFT,&NON-POWRD AIRCFT	KG	5	2,943
	SHIPS,BOATS AND FLOATING STRUCTURES.....	TOTAL		77,330
8903910060	SAILBOATS WITHOUT AUXIL MT NESOI	NO	1	12,495
8903920015	MOTORBOATS INBOARD/OUTDRIVE POWRD,NT EXC,6.5MLENTH	NO	1	20,150
8903991000	ROW BOATS AND CANOES,DESIGNED FOR MOTORS OR SAILS	NO	1	3,285
8903992000	OUTBOARD MOTORBOATS	NO	1	16,500
8904000000	TUGS AND PUSHER CRAFT	NO	1	11,500
8906900090	FLOATING STRUCTURES, NESOI	X		8,500
8907100000	INFLATABLE RAFTS	NO	206	4,900
	OPTICAL,PHOTOGRAPHIC,CINEMATOGRAPHIC, MEASURING,CHECKING,PRECISION,MEDICAL OR SURGICAL INSTRUMENTS AND APPARATUS; CLOCKS AND WATCHES; MUSICAL INSTRUMENTS; PARTS AND ACCESSORIES THEREOF.....	TOTAL		3,261,205
	OPTICAL,PHOTOGRAPHIC,CINEMATOGRAPHIC, MEASURING,CHECKING,PRECISION,MEDICAL OR SURGICAL INSTRUMENTS AND APPARATUS; PARTS AND ACCESSORIES THEREOF.....	TOTAL		2,584,194
9001300000	CONTACT LENSES	PRS	1,655	28,297

TABLE - 6 SHIPMENTS OF MERCHANDISE FROM PUERTO RICO TO VIRGIN ISLANDS, BY COMMODITY:
FISCAL YEAR 2003

COMM CODE	DESCRIPTION	UNIT	QUANTITY	VALUE - $
9002204000	FILTERS AND PARTS FOR PHOTOGRAPHIC USE	X		4,018
9002208000	FILTERS AND PARTS EXCEPT PHOTOGRAPHIC	X		19,620
9005100040	PRISM BINOCULARS NESOI	NO	11	10,825
9005100080	BINOCULARS, NESOI	NO	44	14,515
9005804020	OPTICAL TELESCOPES FOR USE WITH INFRARED LIGHT	NO	1	4,131
9006100000	CAMERAS USE IN PREPARING PRINTING PLATES/CYLINDERS	NO	1	10,000
9006510000	CAMERAS W LENS VIEWFINDER, FOR FILM WIDTH <=35 MM	NO	16	7,141
9006530000	PHOTO CAMERAS FOR ROLL FILM OF A WIDTH OF 35 MM	NO	2,518	30,815
9006590000	PHOTOGRAPHIC (OTHER THAN CINEMATOGRAPHIC) CAMERAS,	NO	100	23,757
9006910000	PARTS AND ACCESSORIES FOR PHOTOGRAPHIC CAMERAS	X		156,795
9007920000	PARTS AND ACCESSORIES FOR PROJECTORS	X		7,977
9008204000	MICROFILM/OTH READERS CAPABLE OF PRODUCING COPIES	NO	1	5,657
9008900000	PTS, OF IMAGE PROJECTOR,ENLARGER&REDUCER EXC CINEM	X		6,278
9009110000	ELECTROSTATIC PHOTOCOPYING IMAGE DIRECTLY ON COPY	NO	60	120,661
9009120000	ELECTROSTATIC PHOTOCOPYING IMAGE, INDIRECT PROCESS	NO	1	4,476
9009210000	PHOTOCOPYING APPARATUS HAVING AN OPTICAL SYSTEM	NO	1	4,973
9009910000	AUTOMATIC DOC FEEDERS FOR PHOTO/THERMO COPY APPARA	NO	14	18,563
9009990000	PARTS & ACCESS OF PHOTOCOP/THERMOCOP APPART, NESOI	X		10,158
9010100000	APPARATUS & EQUIP, AUTOMATIC DEVELOPING PHOTO FILM	X		66,290
9010504000	PHOTO FILM VIEWERS, TITLERS, OPTICAL LENS, NESOI	X		627,774
9010506000	APPARATUS AND EQIPMENT FOR PHOTOGRAPHIC LABS NESOI	X		4,585
9010900000	PTS & ACCESS OF APPRT & EQUIP FOR PHOTO/CINEMA LAB	X		39,405
9013900000	PTS OF LIQ CRYSTAL DEVICE, LASER&OTH OPTICAL,NESOI	X		24,592
9015802000	OPTL SURVEYING,HYDROGPH,OCEANOGPH, INST&APPL,NESOI	X		19,735
9015808080	SURVEYING, HYDROGRAPHIC, ETC. INST & APPLN, NESOI	X		9,644
9017208040	HAND-OPERATED INPUT DEVICES, DIGITIZERS	NO	5	15,097
9017308000	GAUGES FOR MEASURING LENGTH	X		14,928
9018110040	ELECTROCARDIOGRAPHS	NO	12	4,108
9018110080	PARTS AND ACCESSORIES FOR ELECTROCARDIOGRAPHS	X		5,726
9018120000	ULTRASONIC SCANNING APPARATUS	NO	1	42,500
9018197500	PRINTED CIRC ASSEMB, PARAMETER ACQUISTION MODULES	X		3,677
9018199560	PTS & ACCESSORIES FOR ELECTRO-DIAGNOSTIC APPARATUS	X		3,394
9018310040	HYPODERMIC SYRINGES, WITH OR WITHOUT THEIR NEEDLES	NO	1,760	3,169
9018310080	SYRINGES, WITH OR WITHOUT THEIR NEEDLES, NESOI	NO	3,508	3,508
9018320000	TUBULAR METAL NEEDLES & NEEDLES FOR SUTURES &PARTS	X		3,132
9018390030	BOUGIES, CATHETERS, DRAINS & SONDES & PTS & ACCESS	X		97,761
9018390050	CANNULAE AND THE LIKE AND PART AND ACCESSORIES	X		24,684
9018490000	INST & APPLN FOR DENTAL SCIENCE, & PTS & ACC,NESOI	X		18,867
9018500000	OTHER OPHTHALMIC INSTRUMENTS & APPLIANCES & PARTS	X		7,800
9018903000	ANESTHETIC INSTRUMENTS AND APPLIANCES AND PARTS	X		3,343
9018907020	DIALYSIS INSTRUMENTS AND APPARATUS	X		78,500
9018907060	OTHER THERAPEUTIC APPLIANCES AND INSTRUMENTS,NESOI	X		35,176
9018908000	INST & APPLIANCES FOR MEDICAL,SURGICAL, ETC,NESOI	X		64,907
9019200000	OZONE,OXYGEN,ETC THERAPY, RESPIRATION APPARATUS,PT	X		7,251
9020008000	BREATHING APPLN & GAS MASK, & PARTS & ACCESS,NESOI	X		3,444
9021214000	ARTIFICAL TEETH OF PLASTIC & PTS AND ACCESSORIES	X		3,082
9021900000	APPLIANCES WORN,CARRIED,IMPLANTED IN BODY&PT,NESOI	X		2,713
9022190000	APPARATUS BASE ON X-RAY FOR OTH USE,EX MEDICAL,ETC	X		54,928
9022298000	APPTS, ALPHA,BETA,ETC RADIATION FOR OTH USE, NESOI	X		4,000
9024800000	MACHINE&APPLIANCE,TEST HARDNESS,STRENGTH,ETC,NESOI	X		18,000
9026105000	FLOW METER FOR MEAS/CHECKING FLOW/LEVEL OF LIQUIDS	NO	25	10,674
9026107000	INST & APPRTS, MEAS/CHECK FLOW/LEVEL OF LIQ, NESOI	NO	1	7,123
9027202000	GAS CHROMATOGRAPHS	NO	1	3,775
9027304040	SPECTROPHOTOMETERS USING OPTICAL RAD NONELECTRICAL	NO	1	4,000
9027502000	THERMAL ANALYSIS INSTRUMENTS AND APPARATUS	NO	1	6,308
9027803100	ELECTROCHEMICAL INSTRUMENTS AND APPARATUS,	NO	2	19,382
9027803200	CHEMICAL INSTRUMENTS AND APPARATUS, NESOI	NO	1	5,850
9027803500	PHYS ANALYSIS INST, EXC OPTICAL RADIATIONS, NESOI	NO	1	6,613
9027808000	INST, MEASURING/CHECKING VISCOSITY ETC, NESOI	NO	3	41,502
9027908950	PTS & ACCESS OF INST & APPTS FOR PHYSICAL/CHEM ETC	X		34,140
9028100000	GAS METERS	NO	1	5,000
9029100000	REVOLUTION COUNTERS, PRODUCTION COUNTERS, ETC	X		17,040
9030390040	APPARATUS TO TEST VOLTAGE OR CURRENT OR RESISTANCE	X		10,330
9031100000	MACHINES FOR BALANCING MECHANICAL PARTS	X		3,300
9031808070	EQUIP, TESTING EXC ELEC CHARACTERISTICS OF ENGINES	X		2,952
9031808080	MEASURE/CHECK INST,APPLN&MACHINES,NESOI IN CHAP 90	X		6,825
9031900000	PTS, OF MACH NESOI IN THIS CHAP,& PROFILE PROJECTR	X		51,328
9032896020	CONTROL INST,AIR CONDITIONING,HEATING SYSTEMS ETC	X		4,400

TABLE - 6 SHIPMENTS OF MERCHANDISE FROM PUERTO RICO TO VIRGIN ISLANDS, BY COMMODITY:
FISCAL YEAR 2003

COMM CODE	DESCRIPTION	UNIT	QUANTITY	VALUE - $
9033000000	PTS, NESOI FOR MACHINES,APPLN,INST/APPTS OF CHAP90	X		539,275
	CLOCKS AND WATCHES AND PARTS THEREOF.....	TOTAL		606,352
9101110000	WRST WATCH, ELEC OPER,PRECIOUS METAL, MECH DISPLAY	NO	10,435	401,581
9101120000	WRIST WATCH,ELEC OPER,PRECIOUS METAL,OPTO-ELEC DSP	NO	889	23,182
9101190000	WRIST WATCH, ELECTRICALLY OPER,PRECIOUS METAL, NES	NO	37	7,489
9102110000	WRST WATCH, ELEC OPER,MECHANICAL DISPLY,BASE METAL	NO	1,188	46,333
9102990000	OTH WATCH, BASE METAL, NT ELEC OPR,EXC WRIST WATCH	NO	288	26,551
9106100000	TIME REGISTERS; TIME-RECORDERS	NO	1	9,600
9113900000	PARTS FOR WATCH STRAPS, BANDS, AND BRACELETS,NESOI	X		91,616
	MUSICAL INSTRUMENTS; PARTS AND ACCESSORIES OF SUCH ARTICLES.....	TOTAL		70,659
9201100000	UPRIGHT PIANOS	NO	1	3,400
9201900000	PIANOS, NESOI	NO	6	16,475
9202903000	GUITARS	NO	1	7,500
9208900040	MUSICAL INST, NOT IN ANY OTHER HEADING OF CHAP. 92	NO	27	25,153
9209930000	PTS & ACCESSORIES FOR MUSICAL INST OF HEADING 9203	X		6,310
9209940000	PTS & ACCESSORIES FOR MUSICAL INST OF HEADING 9207	X		3,050
9209990000	PTS & ACCESSORIES FOR EX. CARDS, DISCS, ETC, NESOI	X		8,771
	MISCELLANEOUS MANUFACTURED ARTICLES.....	TOTAL		1,385,698
	FURNITURE;BEDDING,MATTRESSES,MATTRESS SUPPORTS,CUSHIONS AND SIMILAR STUFFED FURNISHINGS;LAMPS AND LIGHTING FITTINGS, NOT ELSEWHERE SPECIFIED OR INCLUDED; ILLUMINATED SIGNS, ILLUMINATED NAME-PLATES AND THE LIKE,PREFABRICATED BUILDINGS.....	TOTAL		857,870
9401693000	CHAIRS, EXCEPT UPHOLSTERED WITH WOODEN FRAMES	NO	800	8,000
9401710000	SEATS WITH METAL FRAMES, UPHOLSTERED	NO	46	27,983
9401800000	SEATS OTHER THAN OF METAL OR WOODEN FRAMES, NESOI	NO	1,400	4,900
9402100000	DENTISTS', BARBERS OR SIMILAR CHAIRS AND PARTS	X		3,350
9402900010	HOSPITAL FURNITURE	X		52,256
9402900020	MEDICAL SURGICAL DENTAL/VETERNARY FURNITURE, NESOI	X		31,711
9403100040	METAL FURNITURE OF A KIND USED IN OFFICE, NESOI	X		10,570
9403200020	METAL FURNITURE COUNTERS, LOCKERS ETC, EXC OFFICE	X		254,303
9403200030	METAL FURNITURE AND PARTS, NESOI	X		28,117
9403300000	WOODEN FURNITURE OF A KIND USED IN OFFICES	X		21,756
9403409060	WOODEN CABINET, FOR USE IN THE KITCHEN	X		12,953
9403600000	WOODEN FURNITURE, NESOI	X		154,540
9403700000	FURNITURE OF PLASTICS	X		6,210
9403800000	FURNITURE OF CANE, BAMBOO OR SIMLR MATERIAL, NESOI	X		4,855
9403901000	PARTS OF FURNITURE USE FOR MOTOR VEHICLES	X		2,526
9403905500	PTS, OF FURNITURE RUB/PLASTIC FOR MOTOR VEHICLES	X		3,190
9403907000	FURNITURE PARTS OF WOOD	X		25,516
9403909000	PARTS OF FURNITURE NESOI	X		5,990
9404100000	MATTRESS SUPPORTS	NO	215	37,478
9404210000	MATTRESS OF CELLULAR RUBBER OR PLASTICS	NO	217	51,154
9404290000	MATTRESSES OF OTHER THAN CELLULAR RUB/PLASTICS	NO	243	54,719
9404904000	PILLOWS, CUSHIONS, AND SIMILAR FURNISHING	X		7,632
9404907000	MATTRESS SUPPORTS COTTON NOT HAVING EMBROIDERY ETC	X		3,890
9405103000	CHANDELIERS, ELEC CEILING/WALL LGHT, EXC HOUSEHOLD	NO	27	5,104
9405203000	ELEC TABLE, DESK, BEDSIDE/FLOOR LAMP EXC HOUSEHOLD	NO	7	7,223
9405400000	ELECTRIC LAMPS AND LIGHTING FITTINGS, NESOI	NO	18	3,510
9405600000	ILLUMINATED SIGNS, ILLUMINATED NAMEPLATES AND THE	NO	228	4,567
9406008090	PREFABRICATED BUILDINGS, NESOI	NO	24	23,867
	TOYS,GAMES AND SPORTS EQUIPMENT; PARTS AND ACCESSORIES THEREOF.....	TOTAL		268,213
9503300000	CONSTRUCTION SETS & CONSTRUCTIONAL TOY & PTS,NESOI	X		209,795
9503410000	STUFFED TOYS (ANIMALS / NON-HUMAN); PRTS NESOI	X		3,245
9503490000	TOYS ANMLS OR NON HMN CRTURES NT STFFD AND PRTS	X		3,073

TABLE - 6 SHIPMENTS OF MERCHANDISE FROM PUERTO RICO TO VIRGIN ISLANDS, BY COMMODITY:
FISCAL YEAR 2003

COMM CODE	DESCRIPTION	UNIT	QUANTITY	VALUE - $
9503500000	TOY MUSICAL INSTRUMENTS & APPTS & PTS & ACCESSORIE	X		9,255
9503900000	TOYS AND MODELS NESOI AND PARTS NESOI	X		4,461
9504100000	VDEO GMS USED WITH A TV RECEIVER PRTS AND ACCES	X		7,511
9504906000	CHESS,CHECKER,PARCHEESI,DART & OTH GAM PLYD ON BRD	X		2,691
9506290040	SURF BOARD & OTH WATER-SPORT EQUIP, PTS ETC, NESOI	X		20,220
9506994700	SNOWSHOES, SLEDS, BOBSLEDS, TOBOGGANS, ETC & PTS	X		4,910
9506997000	ARTICLES & EQUIP FOR GYMNASTICS, NESOI	X		3,052
	MISCELLANEOUS MANUFACTURED ARTICLES.....	TOTAL		259,615
9602001040	UNFILLED GELATIN CAPSULES	THS	46,029	253,255
9603300000	ARTISTS BRUSHES, & SIMILAR BRUSHES FOR COSEMTICS	NO	15	3,720
9612101000	RIBBONS <30MM IN PLST/MTL CRTRDGES FOR TYPEWRITERS	DOZ	24	2,640
	WORK OF ART,COLLECTORS PIECES AND ANTIQUES.....	TOTAL		
	WORK OF ART,COLLECTORS PIECES AND ANTIQUES.....	TOTAL		3,325
9703000000	ORIGINAL SCULPTURES AND STATUARY, IN ANY MATERIAL	X		3,325
	SPECIAL CLASSIFICATION PROVISIONS.....	TOTAL		276,041
	SPECIAL CLASSIFICATION PROVISIONS.....	TOTAL		276,041
9801100000	VALUE OF REPAIR/ALTER ARTICLES PREVIOUS IMPORTED	X		9,400
9802300000	ALL WEARING APPAREL, DONATED FOR RELIEF/CHARITY	X		13,858
9809005000	SHIPMENTS UNDER $20,001, NOT IDENTIFIED BY KIND	X		252,783

COPIA DE ESTE DOCUMENTO PUEDE OBTENERSE EN:

JUNTA DE PLANIFICACION
CENTRO DE INFORMACION Y SERVICIOS
(CIS)

CENTRO GUBERNAMENTAL MINILLAS
EDIFICIO NORTE, PISO 12
TEL. 723-6200, Ext. 4239

APARTADO 41119
SANTURCE, PUERTO RICO 00940-9985

PRECIO POR COPIA: $18.00